

The DASIS Report

October 18, 2002

Primary Focus of Facilities Treating Substance Abuse

In Brief

- Nationally, 61 percent of facilities focused on substance abuse treatment services, 25 percent on a mix of mental health and substance abuse treatment services, 9 percent on mental health services, and 5 percent on general health care or other services
- Facilities with a focus on mental health services and mixed-focus facilities were more likely to accept all specified forms of payment (about 25 percent each) than facilities with a substance abuse focus (7 percent)
- Facilities with a mixed focus were most likely to have managed care agreements (65 percent), and facilities with a substance abuse focus were least likely to have such agreements (49 percent)

The National Survey of Substance Abuse Treatment Services (N-SSATS) is an annual survey of all facilities in the United States, public and private, that provide substance abuse treatment. The 2000 N-SSATS asked facilities to categorize the primary focus of the facility as substance abuse treatment services, mental health services, a mix of mental health and substance abuse treatment services (neither primary), general health care, or some other primary focus. Facilities responding were asked to complete a detailed checklist of services available, which were broadly characterized as: assessment services, therapy, testing, health services, continuing care, transitional services, community outreach, and other services.

Figure 1. Percent of Facilities Accepting Specified Payment Types, by Primary Focus: 2000

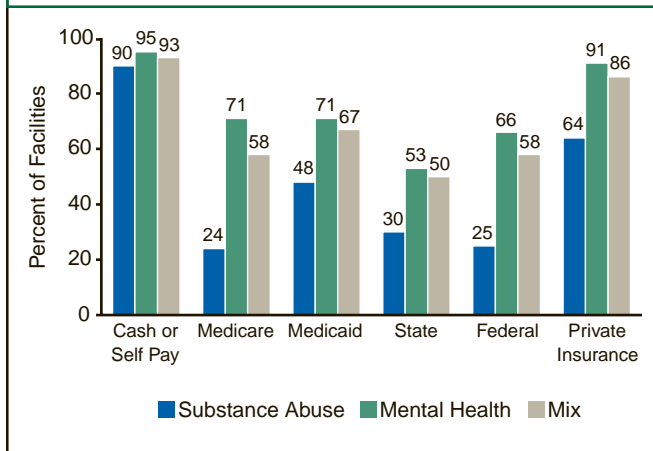
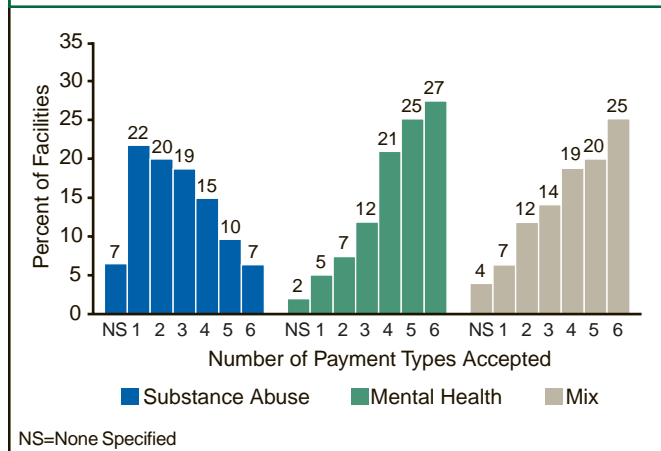


Figure 2. Percent of Facilities Accepting a Specified Number of Payment Types, by Primary Focus: 2000



Source: 2000 SAMHSA National Survey of Substance Abuse Treatment (N-SSATS).

Of the 13,428 treatment facilities responding to N-SSATS, the primary focus of activity was:

- 61 percent (8,147) substance abuse treatment services
- 25 percent (3,303) mix of mental health and substance abuse treatment services
- 9 percent (1,260) mental health services
- 5 percent (718) general health care or other services

The remainder of this report will compare the 12,710 facilities focused primarily on substance abuse treatment services, mental health services, or a mix of mental health and substance abuse treatment services.

Ownership

Ownership status of facilities was similar regardless of the primary focus. Approximately 58 percent of facilities were owned by

private non-profit organizations, 27 percent of facilities by private for-profit organizations, 9 percent by local governments, 3 percent by State governments, 2 percent by the Federal government, and 1 percent by tribal governments (data not shown).

Sources of Payment

Facilities were asked whether they accepted specific forms of payment for substance abuse treatment (cash or self-payment, private health insurance, State-financed health insurance, Federal military insurance, Medicare, Medicaid, or none of the specified payment types). Most facilities, regardless of primary focus, accepted cash or self-payment (Figure 1). Facilities with a mental health focus were most likely to accept each form of payment, ranging from 95 percent that accepted cash or self-payment to 53 percent that accepted State-financed health

insurance. Facilities with a substance abuse focus were the least likely to accept each form of payment, ranging from 90 percent that accepted cash or self-payment to 24 percent that accepted Medicare.

About one quarter each of facilities with a mental health focus and mixed-focus facilities accepted all the specified forms of payment (Figure 2). In contrast, only 7 percent of facilities with a substance abuse focus accepted all the specified forms of payment.

Managed Care

Facilities with a mixed focus were most likely to have managed care agreements (65 percent), and facilities with a substance abuse focus were least likely to have such agreements (49 percent) (data not shown). Some 60 percent of facilities with a mental health focus had managed care agreements.

Figure 3. Percent of Facilities Providing a Specified Number of Special Programs, by Primary Focus: 2000

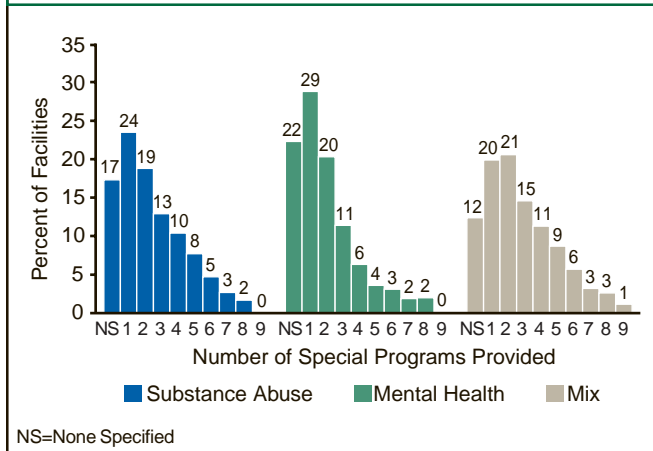


Table 1. Percent of Facilities with Programs for Special Groups, by Primary Focus: 2000

	Substance Abuse	Mental Health	Mix
Adolescents	33.2	33.9	49.5
Dually diagnosed	39.2	65.7	70.4
Persons with HIV/AIDS	23.5	11.7	20.0
Gays/lesbians	14.8	12.4	17.0
Seniors	15.4	18.5	22.6
Pregnant/postpartum	22.1	12.3	20.2
Women only	41.8	19.8	36.8
Men only	37.2	15.7	29.7
Other groups	15.8	8.1	13.9

Payment Assistance

A sliding fee scale was used by 67 percent of facilities with a substance abuse focus, by 66 percent of facilities with a mental health focus, and by 73 percent of mixed-focus facilities (data not shown).

Payment assistance for substance abuse treatment other than a sliding fee scale was offered by 32 percent of facilities with a mental health focus, 39 percent of facilities with a substance abuse focus, and by 41 percent of mixed-focus facilities.

Special Groups Served

Facilities with a mixed focus were most likely to provide programs for special groups: 88 percent provided programs for at least one special group (Figure 3). Approximately 83 percent of facilities with a substance abuse focus provided programs for at

least one special group, as did 78 percent of facilities with a mental health focus. More than one-fifth (22 percent) of mixed-focus facilities provided five or more programs for special groups compared with 11 percent of facilities with a mental health focus.

Programs for dually diagnosed clients (i.e., clients with both a substance abuse and psychiatric diagnosis) were most

common among facilities with a mixed focus (Table 1). Among facilities with a substance abuse focus the most commonly offered programs were for women (other than pregnant/postpartum women) (42 percent) and for dually diagnosed clients (39 percent). Facilities with a mental health focus most commonly offered programs for dually diagnosed clients (66 percent) and for adolescents (34 percent).

The Drug and Alcohol Services Information System (DASIS) is an integrated data system maintained by the Office of Applied Studies, Substance Abuse and Mental Health Services Administration (SAMHSA). One component of DASIS is the National Survey of Substance Abuse Treatment Services (N-SSATS), an annual survey of all facilities in the United States, both public and private, that provide substance abuse treatment. N-SSATS was formerly known as the Uniform Facility Data Set (UFDS).

The DASIS Report is prepared by the Office of Applied Studies, SAMHSA; Synectics for Management Decisions, Inc., Arlington, Virginia; and RTI, Research Triangle Park, North Carolina.

Information and data for this report are based on data reported to N-SSATS for the survey reference date October 1, 2000.

Access the latest N-SSATS/UFDS reports at: <http://www.samhsa.gov/oas/dasis.htm>

Access the latest N-SSATS/UFDS public use files at: <http://www.samhsa.gov/oas/SAMHDA.htm>

Other substance abuse reports are available at: <http://www.DrugAbuseStatistics.samhsa.gov>



U.S. DEPARTMENT OF HEALTH AND HUMAN SERVICES
 Substance Abuse and Mental Health Services Administration
 Office of Applied Studies
www.samhsa.gov