



DEPARTMENT OF THE NAVY
HEADQUARTERS UNITED STATES MARINE CORPS
2 NAVY ANNEX
WASHINGTON, DC 20380-1775

MCO P3500.44A
C 469
20 Jul 05

MARINE CORPS ORDER P3500.44A

From: Commandant of the Marine Corps
To: Distribution List

Subj: RELIGIOUS MINISTRY TEAM (RMT) TRAINING AND READINESS MANUAL

Ref: (a) MCO P3500.72A
(b) MCO 1553.3A
(c) MCRP 3-0A
(d) MCRP 3-0B
(e) MCO 3500.27A
(f) MCO 3400.3F
(g) MCO 3500.70

1. Situation. To establish training standards, regulations and policies regarding the training of Navy Chaplains and Religious Program Specialists (RP) assigned to the Marine Corps. Per Volume II of the Manual of Navy Enlisted Manpower and Personnel Classifications, this order identifies core entry-level training requirements to award RPs with the NEC 2401.

2. Cancellation. MCO 3500.44.

3. Mission. To publish unit and individual training standards to be used by unit commanders and formal schools for the development of training plans, curricula, and records of training accomplished in order to establish a framework for identifying training achievements, training gaps, and objective assessments of readiness associated with the training of Marines.

4. Execution

a. Commander's Intent and Concept of Operations

(1) Commander's Intent. The training events in this order will be used to standardize unit training throughout the community, focus on Mission Essential Tasks for the community, and establish a framework for assessment of unit and individual training readiness.

(2) Concept of Operations. CG TECOM will update this T&R Manual as necessary to provide current and relevant training standards to commanders. Commanders will incorporate these training events into their training plans to the extent the events support their unit's Mission Essential Tasks and to the extent time and other resources are available.

b. Subordinate Element Missions

(1) Commanders will review, update, and submit unit Mission Essential Task List (METL) per references (b) and (c).

DISTRIBUTION STATEMENT A: Approved for public release; distribution is unlimited.

(2) Per reference (b), commanders shall conduct an internal assessment of the unit's ability to execute each MET and prepare a definitive plan of attack to achieve MET proficiency by developing long-, mid-, and short-range training plans to achieve proficiency in each MET.

(3) The commander will develop the training plan based on the unit's approved METL. Each collective and individual training event lists the METs they support, allowing the commander to easily identify the individual and collective training events that support the unit's METL. Once training requirements are identified, the commander will set training priorities and issue training guidance.

(4) Using this T&R Manual and other pertinent references, commanders will conduct evaluations (informal and formal) of their unit's ability to accomplish their METs. These training evaluations will be conducted at appropriate points in the unit's training cycle to determine MET proficiency and adjust training priorities.


(5) Formal school directors and commanders will establish or review programs of instruction to ensure compliance with core individual training requirements as set forth in this Order.

c. Coordinating Instructions. All questions pertaining to the Marine Corps T&R Program and Unit Training Management should be directed to: CG MCCDC (C 469), 3300 Russell Road, Quantico, VA 22134.

5. Command and Signal

a. Signal. This Order is effective on date signed.

b. Command. This Order applies to the Total Force.



F. S. JONES
By direction

Distribution: PCN 10203357400

Copy to: 7000110 (55)
7230080 (20)
7000144/8145001/8145005 (1)

LOCATOR SHEET

Subj: RELIGIOUS MINISTRY TEAM TRAINING AND READINESS MANUAL
Location:

Location: _____
(indicate location(s) of copy(ies) of this Manual.)

TABLE OF CONTENTS

CHAPTER

1OVERVIEW
2MISSION ESSENTIAL TASKS
3COLLECTIVE TRAINING
4RP INDIVIDUAL TRAINING
5CHAPLAIN INDIVIDUAL TRAINING

CHAPTER 1

OVERVIEW

	<u>Paragraph</u>	<u>Page</u>
INTRODUCTION.....	1000	1-1
CORNERSTONE ORDERS.....	1010	1-1
MISSION ESSENTIAL TASK LIST FOR RMTS.....	1020	1-1
APPLICABILITY.....	1030	1-2
UNIT TRAINING.....	1040	1-2
UNIT TRAINING MANAGEMENT.....	1050	1-3
EVALUATION OF TRAINING.....	1050	1-3
ORGANIZATION.....	1060	1-4
T&R EVENT CODING.....	1070	1-4
EVALUATION-CODED (E-CODED) EVENTS.....	1080	1-5
CRP CALCULATION.....	1090	1-6
T&R EVENT DETAIL.....	1100	1-7
NBC DEFENSE TRAINING.....	1110	1-8
NIGHT TRAINING.....	1120	1-9
OPERATIONAL RISK MANAGEMENT (ORM).....	1130	1-9
CONCLUSION.....	1140	1-9

1000. INTRODUCTION

The purpose of the Marine Corps Ground Training and Readiness (T&R) program is to provide the commander with training standards for all ground personnel. The goal is to develop Religious Ministry Team (RMT) capabilities for ministry in expeditionary environments. The performance standards are designed to ensure proficiency in core competencies. An effective T&R program is the first step in providing a commander with a RMT capable of providing religious ministry in support of a unit's wartime mission. The T&R program provides the fundamental tools for commanders to build and maintain RMT combat readiness. Using these tools, training managers can construct and execute an effective training plan that supports both unit and RMT mission essential task lists (METL). The RMT METL is described in section 102 below. More detailed information on the Marine Corps Ground T&R Program can be found in reference (a).

1010. CORNERSTONE ORDERS

Guidance for all training and evaluation in the Marine Corps, from entry-level training at formal schools (such as the Chaplain and Religious Program Specialist Expeditionary Skills Training course, or CREST) to advanced PME for senior enlisted and officers, is found in what are called the Cornerstone Orders. All training and evaluation programs throughout the Marine Corps were designed based on the guidance provided in these orders. The Cornerstone Orders are:

- MCO 1553.1B The Marine Corps Education and Training System
- MCO 1553.2A Management for Marine Corps Formal Schools and Training Centers
- MCO 1553.3A Unit Training Management
- MCO P1553.4A Professional Military Education

1020. MISSION ESSENTIAL TASK LIST FOR RMTS

Because an RMT cannot possibly meet every possible training requirement while providing ministry for unit personnel, it must focus its time and resources on meeting the training requirements that are most directly allied to the unit's expected combat missions. A RMT supports fulfillment of its unit's mission through tailoring its training according to the religious ministry Mission Essential Task List. The six mission essential tasks for RMTs are:

1. Advise the commander.
2. Perform as a religious ministry team in expeditionary environments.
3. Provide religious ministry and freedom of religion.
4. Provide pastoral care. In addition to tasks and events that are traditionally associated with pastoral care, this MET also includes general troop information items that enable chaplains and RPs to care for Marine Corps personnel.
5. Provide training and education programs from a religious perspective.
6. Provide resource management.

Everything that a RMT does, whether assigned to an infantry battalion or combatant commander's staff, must be linked to at least one of the mission

essential tasks. Furthermore, everything that an individual chaplain or RP does must also connect to at least one mission essential task. Training tasks that do not link to a mission essential task are by definition non-mission critical. These training tasks, while important, do not directly contribute to accomplishing expected combat missions and must be relegated to a lower priority.

1030. APPLICABILITY

This manual applies to RMTs assigned to the Marine Operating Forces and the Marine Supporting Establishment (bases, stations, depots and training or functional commands).

Although this manual does not specifically address the unique training requirements of RMTs assigned to Marine Force headquarters or for chaplains, RPs or Navy/Marine Corps RMTs assigned to joint/coalition commands or interagency task forces, the training requirements described for MEF/division/wing/FSSG headquarters RMTs are largely applicable and relevant. This manual also does not specifically address training requirements for Special Purpose Marine Air-Ground Task Forces (SPMAGTF). Since SPMAGTFs vary in size, chaplains and RPs assigned to these MAGTFs should consult with their higher headquarters RMT for assistance in determining which set of standards contained in this manual are most relevant.

1040. UNIT TRAINING

The focus of the training and readiness program is on qualifications and overall combat readiness of the unit as a whole. The skills and abilities of the individual chaplain and RP who make up the RMT are the building blocks for overall RMT readiness. This, in turn, contributes to the unit's overall combat readiness. Integration of individual and collective training events into the unit-training plan is essential. Collective RMT training must predominate, and units must tailor their training plans to ensure combat readiness.

The training of Marines to perform as an integrated unit in combat lies at the heart of the T&R program. For chaplains and RPs, this means that RMT readiness and individual readiness are directly related. Furthermore, RMT readiness influences unit readiness. For this reason, commanding officers are ultimately responsible for the training and readiness of their assigned RMT(s). Individual training and the mastery of individual core skills serve as the building blocks for unit combat readiness. For Marines, the ability to perform critical skills required in combat is essential; however, it is not necessary to have all individuals within an organization fully trained in order for that organization to accomplish its assigned tasks. Manpower shortfalls, temporary assignments, leave, or other factors outside the commander's control, often affect the ability to conduct individual training. Regardless of current manning, the unit must maintain the ability to accomplish its assigned mission. The same is true of RMTs. An RMT must be able to provide religious ministry in support of the unit's mission irrespective of the individual abilities of the chaplain and RP assigned.

Commanders shall ensure that all RMT training is conducted to a T&R collective standard. This T&R manual is the RMT training standard, and all

training events shall directly support the RMT METL and indirectly support the unit METL.

Commanders shall provide personnel the opportunities to attend formal and operational level courses of instruction as required by this Manual. Attendance at all formal courses must enhance the warfighting capabilities of the unit.

1050. UNIT TRAINING MANAGEMENT

Unit Training Management (UTM) is the application of the Marine Corps Training Principles and the Systems Approach to Training to satisfy the training requirements of commanders at all levels in order to accomplish their wartime mission. Guidance for Unit Training Management (UTM) and the process for establishing effective UTM programs are contained in references (b), (c), and (d). These references are the basis for the development of this T&R Manual. Familiarity with MCRP 3-0A in particular will enhance understanding of the Systems Approach to Training (SAT) process used in METL development and Marine Corps UTM principles.

Unit Training Management (UTM) focuses training on the tasks that are essential to a unit's wartime capabilities. The SAT process provides commanders with the requisite tools and techniques to analyze, design, develop, implement and evaluate the training of their unit. The Marine Corps Training Principles provide sound and proven direction and are flexible enough to accommodate the demands of local conditions. These principles are not inclusive, nor do they guarantee success. They are guides that commanders can use to manage unit training programs. The Marine Corps training principles are:

- Train as you fight
- Make commanders responsible for training
- Use standards-based training
- Use performance-oriented training
- Use mission-oriented training
- Train the MAGTF to fight as a combined arms team
- Train to sustain proficiency
- Train to challenge

In order to maintain an efficient, effective training program, it is imperative that commanders at every level fully understand and implement UTM. Further guidance and other training resources can be found on the UTM website at www.tecom.usmc.mil/utm.

1060. EVALUATION OF TRAINING

The purpose of formal and informal evaluation is to provide commanders with a process to determine a unit's proficiency in the tasks it must successfully perform in combat. Informal evaluations should be conducted during every training evolution. Formal evaluations are often scenario-based, focused on the RMT METs, and based on collective training standards. They usually are conducted during higher-level collective events.

Evaluation is a continuous process. Evaluation is integral to training management and is conducted by leaders at every level and during all phases

of the planning and conduct of training. Training evaluations measure individual and collective ability to perform events specified in the respective T&R Manuals. To ensure training is efficient and effective, it is imperative that evaluation is an integral part of the training plan. References (a) and (b) provide further guidance on the conduct of informal and formal evaluations.

1070. ORGANIZATION

The substance of this manual is found in chapters 3, 4 and 5. Chapter 3 is collective training for RMTs in the Marine Operating Forces and Supporting Establishment. It covers unit training requirements for RMTs assigned to each of the following three warfighting organizations: (1) battalions and squadrons (6000-level); (2) regiments and Marine Air Groups (MAGs), Marine Expeditionary Unit Command Elements and Marine Expeditionary Brigades (7000-level); and (3) Marine Expeditionary Forces, Marine Divisions, Marine Air Wings and Force Service Support Groups (FSSGs) (7000-level). Chapters 4 and 5, respectively apply to individual training for RPs and Chaplains. The 1000-level events are the single source for defining the CREST curriculum by capturing the core knowledge, skills and abilities that comprise the program of instruction for both RPs and chaplains. The 2000-level events are individual, core-plus skills initially taught in a formal school environment or through managed-on-the-job-training. The events are applicable at various types of units as described in the chapter introductions.

1080. T&R EVENT CODING

T&R events are coded for ease of reference. Each event has 4-4-4-digit identifier. The first four digits indicate who the task is designed for. As depicted in Figure 1, this is a collective event intended for battalion or squadron RMTs. The second four digits represent the functional or duty area (e.g. EXPD, MIN, CARE, etc.). The last four digits represent the sequence of the event. Figure (1) shows the T&R levels and a sample T&R event.

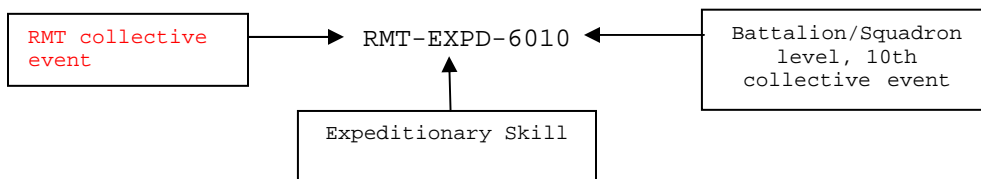
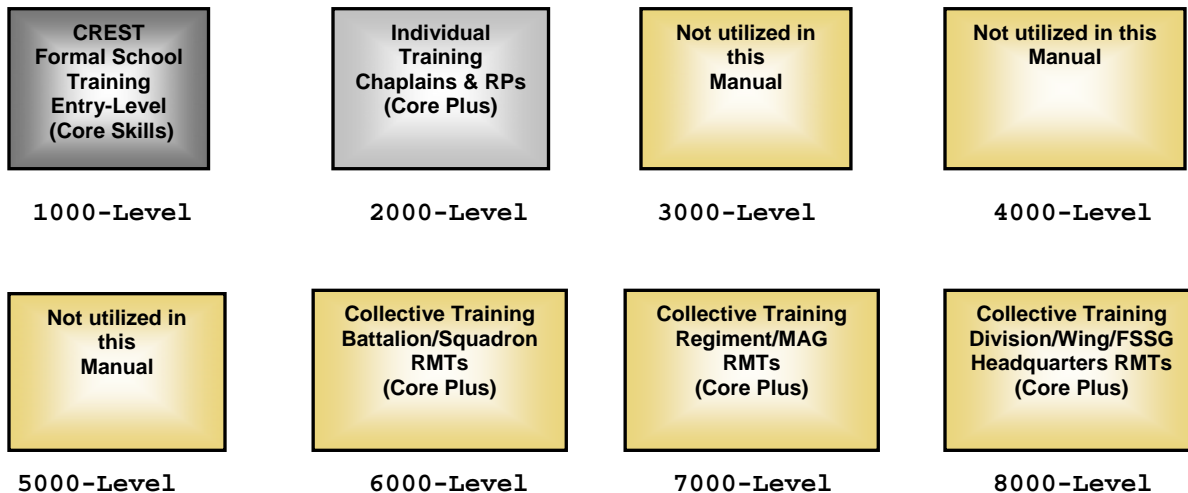


Figure 1: Event Levels and Coding

1090. EVALUATION-CODED (E-coded) EVENTS

Every RMT in the Marine Corps maintains a minimum level of readiness based on a combination of 1000-level training (entry level taught at CREST), individual Managed On-the-Job Training (MOJT), follow-on school training, and the experience of the other chaplains, RPs and Marines in the unit. Marine units that have never trained together are capable of accomplishing some portion of their mission, and the same is true of RMTs. Thus, only those collective events that are critical components of a mission essential task (MET) enter into the calculation of a RMTs readiness. Readiness is communicated in the form of a metric known as a Combat Readiness Percentage (CRP). Not every collective event generates CRP; the ones that do are referred to as evaluation coded ("E-coded") events. Thus, while all collective events are required to attain combat capability, only those that are "e-coded" impact a RMTs CRP. In devising a training program, RMTs are advised to focus on the "E-coded" collective events as well as any of the related individual tasks required to complete them.

Per ALMAR 45/02, all commanders in the operating forces are required to develop a unit METL based on the Universal Joint Task List (UJTL), Universal Navy Task List (UNTL), Marine Corps Task List (MCTL), doctrine, T/O mission statement, higher headquarters' METLs, contingency plans and the assigned mission. The use of a METL-based training program allows the commander discretion in training and makes the T&R manual a training tool rather than a prescriptive checklist.

Since not all METs in a given T&R Manual will be part of the unit METL, commanders have the latitude to waive or defer entire METs and/or individual T&R events that support an approved MET. These deferrals must be based on his assessment of the unit's proficiency and the assigned mission. For example, there may be a total of 7 METs in a T&R manual, but only 5 are on the approved unit METL. Each MET will have a CRP value of 20% (each is 1/5 of 100%); completing the E-coded events for each MET generates CRP. If the commander's assessment showed the unit was proficient in an E-coded event, he may waive the event; the event is recorded as completed for CRP calculation. See reference (a) for more information on waiving and deferring T&R events.

1100. CRP CALCULATION

Collective training begins at the 6000 level (battalion/squadron level RMTs). Unit training plans shall be designed to accomplish the events that support the unit METL while simultaneously sustaining proficiency in individual core skills. A battalion RMT has collective events that directly support a MET on the Religious Ministries METL while at the same time indirectly supporting the battalion's unit METL. Only those collective events that are E-coded contribute to unit CRP. This is done to assist commanders in prioritizing training toward their unit's METL, taking into account resource, time, and personnel constraints.

An RMT's CRP increases after the completion of E-coded events. The number of E-coded events for the MET determines the value of each E-coded event for that particular MET. All E-coded events have equal value for CRP calculation. For example, if there are four E-coded events for a MET, each is worth 25% of MET CRP. If a MET has eight E-Coded events, then each is worth 12.5%. MET CRP is calculated by adding the percentage of each completed E-coded training event. The percentage for each MET is calculated the same way and all are added together and divided by the number of METS to determine unit CRP. For ease of calculation, we will say that a MET has two E-coded events; each contributes 50% towards the completion of the MET. If the battalion RMT has completed one of the two E-coded events for the MET, it has attained 50% CRP for that MET. CRPs are likewise calculated for each of the remaining 5 METs that make up the Religious Ministries METL. The CRP for each MET is added together to get the MET CRP. The MET CRP is then divided by the number of METS to get RMT's CRP, which is simply the average of MET CRP. For example:

MET 1: 100% (1 of 1 E-coded events completed)
MET 2: 50% (1 of 2 E-coded events completed)
MET 3: 50% (1 of 2 E-coded events completed)
MET 4: 100% (1 of 1 E-coded events completed)
MET 5: 50% (1 of 2 E-coded events trained)
MET 6: 0% (0 of 2 E-coded events completed)

To get the RMT's CRP, simply add the CRP for each MET and divide by the number of METS:

MET CRP: $100 + 50 + 50 + 100 + 50 + 0 = 350$

RMT's CRP: 350 (total MET CRP)/ 6 (total number of METS) = 58%

1110. T&R EVENT DETAIL

This section explains each of the elements of a T&R event.

A. Event Title: The name of the event.

B. Event Code: The event code is a 4-4-4-character set:

- (1) First 4 characters indicate the billet (e.g., CHAP or RP)
- (2) Second 4 characters indicate functional or duty area (e.g. ADV for advise, MGMT for management, etc.)
- (3) Third 4 characters indicate the level (1000 through 8000) and the sequence. Thus RMT-MIN-7007 is a ministry-related collective event for regiments and MAGs, and is the seventh event in level. Similarly, CHAP-MGMT-2902 is a management-related individual event for chaplains who are assigned to MEF, division, wing and FSSG headquarters.

C. E-coded. This is a "yes/no" field to indicate whether or not the event is E-coded. If yes, the event contributes toward the CRP of the associated MET. The value of each E-coded event is based on number of E-coded events for that MET.

D. Supported MET(s). This is a list all METs that are supported by the training event.

E. Sustainment Interval. This is the period, expressed in number of months, between evaluation or retraining requirements. Skills and capabilities acquired through the accomplishment of training events are to be refreshed at pre-determined intervals. It is essential that these intervals be adhered to in order to ensure Marines maintain proficiency.

F. Event Description: The event description is a plain language description of event purpose, objectives, goals, and requirements. It is a clearly stated performance-oriented action requiring learned skills and knowledge, i.e., Engage fixed target with crew-served weapons.

G. Condition. The condition(s) statement provides the circumstances either for a real world or combat situation in which the tasks are to be performed. They indicate provisions (equipment, tools, materials, manuals, aids, etc.), environmental constraints, or conditions under which the task is performed, and any specific cues or indicators to which the performer must respond. When resources or safety requirements limit the conditions, this should be stated.

H. Standard. The performance standard indicates the basis for judging the effectiveness of the performance. It consists of a carefully worded statement that identifies the proficiency level expected when the task is performed. It is not guidance and shall not be wavered from. Performance standards are specified in terms of accuracy, speed, sequencing, quality of performance, adherence to procedural guidelines, etc.

I. Component Events/Performance Steps. Plain language description of the actions that the event is composed of, or a list of steps that must be achieved in order to complete the task or event. Component events apply only

to collective events; performance steps apply exclusively to individual events. Performance steps are used only as required; not all events will include them. When used, performance steps outline only the broadest actions. In order to fully understand the requirements of the event, RMTs must refer to the documents cited in the references. Performance steps are often cues that guide RMTs to the detailed, step-by-step procedures that are found in the reference documents. For this reason, this manual is not intended as a stand-alone document apart from the references cited. Only by referring to the reference documents will an RMT gain a full understanding of what is required to complete the event.

J. Prerequisite Events. Prerequisites are academic training or other T&R events that must be completed prior to attempting the event. They are lower-level that give the individual/unit the skills required to accomplish the event.

K. References. The training references shall be utilized to determine performance steps, grading criteria, and ensure standardization of training procedures. They assist the trainee in satisfying the performance standards, or the trainer in evaluating the effectiveness of event completion. In many cases, references will provide a direct source of information in response to a requirement in the event. In other cases, the reference provides amplifying or background information from which the reader must interpolate an answer. Every effort has been made to list references in order of comprehensiveness. Those references that provide the most concise and direct source of information are listed first; background references are listed last.

L. Ordnance Requirements. This section provides a list of ordnance types and quantities required to accomplish the event.

M. Range(s)/Training Area Requirements. This is a list of the type of ranges or training areas required for the event.

N. External Support Requirements. This list provides a description of the external support requirements that may be required to satisfy completion of the event. It may include range requirements, support aircraft, targets, training devices, major end items, or other personnel and equipment.

O. Miscellaneous. Any additional information that will assist in the planning and execution of the event.

Not all items listed above are utilized in each event contained in this manual. If an item is not listed for an event, it is not relevant to accomplishing the event. Since a range or training area is not required to complete the task of assembling a survival kit, for example, that item is omitted completely.

1120. NBC DEFENSE TRAINING

All personnel assigned to the operating force must be trained in NBCD in order to survive and continue their mission in an NBC environment. Individual proficiency standards are defined as survival and basic operating standards. Survival standards are those that the individual must master in order to survive NBC attacks. Basic operating standards are those that the individual, and collectively the unit, must be capable of performing to

continue operations in an NBC environment. In order to develop and maintain the ability to operate in an NBC environment, NBC training should be an integral part of the training plan and events in this T&R manual should be trained under NBC conditions whenever possible. Further guidance on NBC training can be found in references (f) and (g).

1130. NIGHT TRAINING

While it is understood that all personnel and units of the operating force must be capable of performing their assigned mission in "every clime and place," current doctrine emphasizes the requirement to perform assigned missions at night and during periods of limited visibility. Basic skills are significantly more difficult when visibility is limited. To ensure units are capable of accomplishing their mission at night as well as during the day, they must train under the more difficult limited visibility conditions. All events in this T&R manual should be conducted during the day and at night or under conditions of limited visibility. When there is limited training time available, night training should be conducted in lieu of day training.

1140. OPERATIONAL RISK MANAGEMENT (ORM)

ORM is a process that enables commanders to plan for and minimize risk while still accomplishing the mission. It is a decision making tool used by leaders at all levels to increase operational effectiveness by anticipating hazards and reducing the potential for loss, thereby increasing the probability of a successful mission. ORM minimizes risks to acceptable levels, commensurate with mission accomplishment. Commanders, leaders, maintainers, planners, and schedulers shall integrate risk assessment in the decision-making process and implement hazard controls to reduce risk to acceptable levels. Applying the ORM process will reduce mishaps, lower costs, and provide for more efficient use of resources. ORM assists the commander in conserving lives and resources and avoiding unnecessary risk, making an informed decision to implement a course of action (COA), identifying feasible and effective control measures where specific measures do not exist, and providing reasonable alternatives for mission accomplishment. Most importantly, ORM assists the commander in determining the balance between training realism and unnecessary risks in training, the impact of training operations on the environment, and the adjustment of training plans to fit the level of proficiency and experience of Marines and leaders. Further guidance for ORM can be found in references (b) and (e).

1150. CONCLUSION

The Marine Corps Ground T&R Program continues to evolve. The vision for this program is that it will link the Uniform Joint Task List (UJTL), the Uniform Navy Task List (UNTL), and the Marine Corps Task List (MCTL) to METLs and unit training, thereby tying all training and training resources directly to unit missions. The Defense Readiness Reporting System (DRRS) is currently being developed and will eventually encompass Enhanced Status of Readiness and Training System (ESORTS). The purpose of this system is to measure and report on the readiness of military forces and the supporting infrastructure to meet missions and goals assigned by the Secretary of Defense. Training readiness in DRRS will be based primarily on METs. With unit CRP based on

the unit's training towards its METs, the CRP will provide a more accurate picture of a unit's readiness. This will give fidelity to future funding requests and factor into the allocation of resources. Additionally, the Ground T&R Program will help to ensure training remains focused on mission accomplishment and that training readiness reporting is tied to commanders' METLs.

CHAPTER 2

MISSION ESSENTIAL TASKS

	<u>Paragraph</u>	<u>Page</u>
SERVICE LEVEL MISSION ESSENTIAL TASKS MATRIX.....	2000	2-1

CHAPTER 2

SERVICE-LEVEL MISSION ESSENTIAL TASKS MATRIX

2000. SERVICE-LEVEL MISSION ESSENTIAL TASKS MATRIX

The Service-Level Mission Essential Task List (METL) Table includes the designated MET number. The following event codes are the linked evaluation coded events that support the MET.

#	SERVICE LEVEL MISSION ESSENTIAL TASK	EVALUATION CODED EVENTS
1	Command Advisory Skills	<p>RMT-ADV-6001 Advise the Commanding Officer on command climate</p> <p>RMT-ADV-7001 Advise Commander on RMT personnel, material and facility requirements</p> <p>RMT-ADV-8001 Advise, assist, & interact with civil affairs and information operations within scope of commander's intent</p>
2	Pastoral Care	<p>RMT-CARE-6017 Provide combat stress response ministries</p> <p>RMT-CARE-7012 Supervise cooperative pastoral care with other RMTs in the AOR</p> <p>RMT-CARE-8013 Coordinate and synchronize cooperative pastoral care ministry with other joint and coalition RMTs</p>
3	Expeditionary Skills	<p>RMT-EXPD-6004 Conduct HMMWV movement as part of a convoy</p> <p>RMT-EXPD-6007 Establish RMT security</p> <p>RMT-EXPD-7002 Provide RMT security training</p> <p>RMT-EXPD-8002 Monitor RMT security in the AOR</p>
4	Ministry Skills	<p>RMT-MIN-6010 Provide worship services in an expeditionary environment</p> <p>RMT-MIN-6012 Develop a lay leader program</p> <p>RMT-MIN-7005 Supervise and coordinate religious ministry coverage with other RMTs in the AOR</p> <p>RMT-MIN-8004 Synchronize and coordinate religious ministry with other U.S./coalition RMTs</p>

#	SERVICE LEVEL MISSION ESSENTIAL TASK	EVALUATION CODED EVENTS
		RMT-MIN-8005 Plan and synchronize religious ministry support in the area of operations via the Marine Corps Planning Process (MCPPE) RMT-MIN-8007 Request combat casualty replacements for chaplains and RPs
5	Resource Management/ Supervision skills	RMT-MGMT-6020 Manage religious ministry resources RMT-MGMT-7015 Monitor subordinate utilization/ procurement of supplies RMT-MGMT-8017 Supervise staff performance
6	Training related skills	RMT-TRNG-6018 Provide educational programs from a religious perspective RMT-TRNG-7013 Provide a training program for subordinate RMTs RMT-TRNG-8015 Train subordinate RMTs on unit training management (UTM) RMT-TRNG-8016 Certify subordinate unit RMTs

CHAPTER 3
COLLECTIVE TRAINING

	<u>Paragraph</u>	<u>Page</u>
PURPOSE.....	3000	3-1
ADMINISTRATIVE NOTES.....	3010	3-1
EVENT CODING.....	3020	3-2
INDEX OF COLLECTIVE EVENTS BY LEVEL.....	3030	3-4
INDEX OF COLLECTIVE EVENTS BY FUNCTIONAL AREA.....	3040	3-6
6000 LEVEL COLLECTIVE EVENTS.....	3050	3-8
7000 LEVEL COLLECTIVE EVENTS.....	3060	3-23
8000 LEVEL COLLECTIVE EVENTS.....	3070	3-34

COLLECTIVE TRAINING

3000. PURPOSE

This chapter defines the training requirements for RMTs assigned to different organizations within the MAGTF. Since the training requirements for RMTs at the battalion level are for the most part analogous to those at the squadron level, they have been combined. The same is true of RMTs assigned to regiments and MAGs as well as those assigned to MEF, division, wing and FSSG command elements. This clustering of requirements offers several advantages. First, it ensures the capabilities of fully trained RMTs can be uniform across a MAGTF. If an emerging requirement arises within a Marine division, for instance, an RMT from the Marine wing or FSSG can fill it. Second, it supports interoperability between Navy and Marine Corps RMT training requirements. The three organizational levels correspond to the tactical, operational and strategic phases of the Navy's Five Vector Model (5VM) for chaplains as well as the Apprentice, Journeyman and Master levels in the RP 5VM. Third, it corresponds to the training tasks cited in the OPNAV and MCO 1730 series instructions, thus ensuring uniform linkage to the foundational religious ministry policy orders.

3010. ADMINISTRATIVE NOTES

1. This manual assumes that the chaplain and RP are CREST graduates, and that the RMT is assigned to a unit that has just begun its six-month work-up in preparation for a deployment. To maximize available training time, the RMT would follow these steps:

a. Review the RMT Mission Essential Task List in Chapter 2. Determine if any RMT METS should be waived in accordance with reference (a). If the commanding officer elects to waive a MET, all events associated with that MET need not be trained to. For instance, if the commanding officer elects to exempt the RMT from training to MET 5 (provide training and education programs from a religious perspective), all tasks and events associated with this MET can be ignored. This does not exempt the RMT from providing training and education events, but recognizes that these training requirements are not mission essential to the unit based on its expected mission or that the RMT is already proficient in this area.

b. In conjunction with the S-3 training section, review the unit's Training, Exercise and Employment Plan (TEEP). Look for training events that have already been scheduled by subordinate units at the company or platoon level. For instance, if a company is planning NBC training, the RMT can accompany it. This achieves two purposes in that it provides the RMT with a training opportunity while they simultaneously provide a ministry of presence. Field exercises in particular provide opportunities to train to several events in a concentrated period of time. The S-3 may also be able to assist the RMT is scheduling training with other units that the battalion/squadron TEEP may not be able to support.

c. While the unit S-3 can assist the RMT with training that is related to field skills, it is not equipped to provide training that is religious ministries specific. Skills such as suicide prevention or Critical Incident Stress Debriefing are best trained by regimental/MAG or division/wing/FSSG headquarters RMTs. The battalion/squadron RMT should consult with these

higher headquarters RMTs in scheduling opportunities to meet their pre-deployment training requirements.

d. By utilizing a two-pronged approach that leverages field and expeditionary skills training with the unit and religious ministries related training provided by higher headquarters RMTs, the battalion/squadron RMT shall develop a training plan leading up to deployment. An example of a training plan can be found in MCRP 3-0A, Unit Training Management Guide.

e. The overall objective for this plan is to train to RMT collective events while simultaneously building or sustaining proficiency in individual events. Some collective events by their very nature require a chaplain and RP to demonstrate competence in related individual events. As much as possible, training must be designed so that credit is received for several events at one time. An RMT that participates in convoy training not only receives credit for a collective event, but also receives credit for individual events such as using a map overlay, mounted land navigation, communicating with a radio, etc.

f. The training plan must culminate in a RMT readiness assessment. This assessment demonstrates to the unit commander and to higher headquarters RMTs that the battalion/squadron RMT is indeed ready for deployment. Assessments are not adversarial tests that pit the RMT against an evaluator, but are evaluations during which coaching or prompting may be provided. RMTs will only be evaluated on E-coded events.

g. A battalion/squadron RMT may request an assist visit from a higher headquarters RMT. These assist visits are informal and offer the battalion or squadron RMT with a snapshot of its training progress to date.

2. All conditions cited in this chapter assume assignment to a deployable RMT. RMTs assigned to units of the Marine Supporting Establishment train to the same standards in the event that are globally sourced to augment an Operating Force unit.

3020. EVENT CODING

Events in the T&R manual are depicted with a 12 field alphanumeric system, i.e. xxxx-xxxx-xxxx, using the following methodology:

1. Field one - All collective events in this manual begin with "RMT".

<u>Field</u>	<u>Relevant organization or description</u>	<u>Example</u>
RMT	RMT collective events	RMT-XXX-XXXX

2. Field two - functional areas. Events are separated by functional areas using a 2 to 4-letter code. The functional areas for collective RMT events are:

<u>Code</u>	<u>Description</u>	<u>Example</u>
ADV	Command advisory skills	RMT-ADV-XXXX
EXPD	Expeditionary Skills	RMT-EXPD-XXXX
MIN	Ministry skills	RMT-MIN-XXXX
CARE	Pastoral care	RMT-CARE-XXXX
TRNG	Training related skills	RMT-TRNG-XXXX
MGMT	Resource management/supervision skills	RMT-MGMT-XXXX

INFO	General military information	RMT-INFO-XXXX
NBC	Nuclear, Biological & Chemical Defense	RMT-NBC-XXXX
FLD	Field skills	RMT-FLD-XXXX

3. Field three - numbers. This field provides numerical sequencing of events as follows:

<u>Position</u>	<u>Sequence begins with:</u>	<u>Example</u>
Battalion RMT	6000	RMT-ADV-6002
Regimental RMT	7000	RMT-INFO-7010
Division RMT	8000	RMT-CARE-8023

a. Training requirements for Battalion, Squadron and Marine Expeditionary Unit (MEU) Service Support Group (MSSG) RMTs shall also apply in the event that a RMT is assigned to a MEU Aviation Combat Element (MEU ACE). For the purposes of this manual, these tasks and events will be referred to as battalion/squadron training requirements.

b. Battalion/Squadron RMTs are primarily focused on providing direct religious ministry to Marines, Sailors and other authorized personnel. The requirements correspond to the Apprentice Phase in the RP 5VM and to the Tactical Phase for Chaplains.

c. RMT organized at the regimental/MAG/MEF Headquarters Group level and above shall be referred to in this manual as "higher headquarters RMTs."

3030. INDEX OF COLLECTIVE EVENTS BY LEVEL

EVENT CODE	E-CODED	DESCRIPTION	PAGE
		6000-LEVEL	
RMT-ADV-6001	X	Advise the Commanding Officer on command climate	3-8
RMT-ADV-6002		Advise Commanding Officer on religious/cultural issues	3-8
RMT-ADV-6003		Advise the Commanding Officer on freedom of religion and religious accommodation	3-9
RMT-EXPD-6004	X	Conduct HMMWV movement as part of a convoy	3-9
RMT-EXPD-6005		Provide ministry in contaminated environments	3-11
RMT-EXPD-6006		Erect tents and camouflage netting	3-11
RMT-EXPD-6007	X	Establish RMT security	3-12
RMT-MIN-6008		Coordinate religious ministry with other RMTs	3-14
RMT-MIN-6009		Identify religious requirements	3-14
RMT-MIN-6010	X	Provide worship services in an expeditionary environment	3-14
RMT-MIN-6011		Identify and liaise with civilian religious resources	3-15
RMT-MIN-6012	X	Manage a lay leader program	3-16
RMT-CARE-6013		Provide pastoral care to enemy prisoners of war	3-16
RMT-CARE-6014		Provide pastoral care to detainees, refugees and displaced persons	3-17
RMT-CARE-6015		Provide crisis intervention	3-18
RMT-CARE-6016		Provide mass casualty response ministry	3-19
RMT-CARE-6017	X	Provide combat stress response ministries	3-20
RMT-TRNG-6018	X	Provide educational programs from a religious perspective	3-20
RMT-MGMT-6019		Execute RMT administrative and budgetary functions	3-21
RMT-MGMT-6020	X	Manage religious ministry resources	3-21
RMT-MGMT-6021		Procure supplies	3-22
		7000-LEVEL	
RMT-ADV-7001	X	Advise Commander on RMT personnel, material and facility requirements	3-23
RMT-EXPD-7002	X	Provide RMT security training	3-23
RMT-MIN-7003		Supervise and monitor lay leader programs	3-24
RMT-MIN-7004		Monitor religious requirements of subordinate units	3-24
RMT-MIN-7005	X	Supervise and coordinate religious ministry coverage with other RMTs in the AOR	3-25
RMT-MIN-7006		Coordinate worship services	3-26
RMT-MIN-7007		Coordinate temporary movement of a RMT	3-26
RMT-CARE-7008		Supervise pastoral care to enemy prisoners of war	3-27
RMT-CARE-7009		Supervise religious support for refugees,	3-27

		displaced persons, evacuees and other authorized personnel in the AOR	
RMT-CARE-7010		Supervise mass casualty ministry response	3-28
RMT-CARE-7011		Supervise combat stress response ministries	3-29
RMT-CARE-7012	X	Supervise cooperative pastoral care with other RMTs in the AOR	3-30
RMT-TRNG-7013	X	Provide a training program for subordinate RMTs	3-30
RMT-MGMT-7014		Plan for use, maintenance and enhancement of equipment and facilities	3-31
RMT-MGMT-7015	X	Monitor subordinate utilization/procurement of supplies	3-32
RMT-MGMT-7016		Monitor subordinate utilization of administrative systems	3-32
		8000-LEVEL	
RMT-ADV-8001	X	Advise, assist, & interact with civil affairs and information operations within scope of commander's intent	3-34
RMT-EXPD-8002	X	Monitor RMT security in the AOR	3-34
RMT-MIN-8003		Synchronize specific faith group coverage in expeditionary environment	3-35
RMT-MIN-8004	X	Synchronize and coordinate religious ministry with other U.S./coalition RMTs	3-36
RMT-MIN-8005	X	Plan and synchronize religious ministry support in the area of operations via the Marine Corps Planning Process (MCPD)	3-36
RMT-MIN-8006		Plan short-term movement of RMTs	3-37
RMT-MIN-8007	X	Request combat casualty replacements for chaplains and RPs	3-38
RMT-MIN-8008		Develop RMT Tactical Standard Operating Procedures (TACSOP)	3-38
RMT-CARE-8009		Coordinate pastoral care to enemy prisoners of war	3-39
RMT-CARE-8010		Monitor and coordinate religious support for refugees, displaced persons, evacuees, and other authorized personnel in the AOR	3-40
RMT-CARE-8011		Coordinate mass casualty ministry response	3-41
RMT-CARE-8012		Coordinate combat stress response ministries	3-41
RMT-CARE-8013	X	Coordinate and synchronize cooperative pastoral care ministry with other joint and coalition RMTs	3-42
RMT-TRNG-8014		Train RMTs to evaluate conscientious objector applications, immunization waivers, and humanitarian transfer requests	3-43
RMT-TRNG-8015	X	Train subordinate RMTs on unit training management (UTM)	3-43
RMT-TRNG-8016	X	Certify subordinate unit RMTs	3-44
RMT-MGMT-8017	X	Supervise staff performance	3-45

3040. INDEX OF COLLECTIVE EVENTS BY FUNCTIONAL AREA

Event Code	E-Coded	Event	Page
		COMMAND ADVISORY SKILLS	
RMT-ADV-6001	X	Advise the Commanding Officer on command climate	3-8
RMT-ADV-6002		Advise Commanding Officer on religious/cultural issues	3-8
RMT-ADV-6003		Advise the Commanding Officer on freedom of religion and religious accommodation	3-9
RMT-ADV-7001	X	Advise Commander on RMT personnel, material, and facility requirements	3-23
RMT-ADV-8001	X	Advise, assist, & interact with civil affairs and information operations within scope of commander's intent	3-34
		EXPEDITIONARY SKILLS	
RMT-EXPD-6004	X	Conduct HMMWV movement as part of a convoy	3-9
RMT-EXPD-6005		Provide ministry in contaminated environments	3-11
RMT-EXPD-6006		Erect tents and camouflage netting	3-11
RMT-EXPD-6007	X	Establish RMT security	3-12
RMT-EXPD-7002	X	Provide RMT security training	3-23
RMT-EXPD-8002	X	Monitor RMT security in the AOR	3-34
		MINISTRY SKILLS	
RMT-MIN-6008		Coordinate religious ministry with other RMTs	3-14
RMT-MIN-6009		Identify religious requirements	3-14
RMT-MIN-6010	X	Provide worship services in an expeditionary environment	3-14
RMT-MIN-6011		Identify and liaise with civilian religious resources	3-15
RMT-MIN-6012	X	Manage a lay leader program	3-16
RMT-MIN-7003		Supervise and monitor lay leader programs	3-24
RMT-MIN-7004		Monitor religious requirements of subordinate units	3-24
RMT-MIN-7005	X	Supervise and coordinate religious ministry coverage with other RMTs in the AOR	3-25
RMT-MIN-7006		Coordinate worship services	3-26
RMT-MIN-7007		Coordinate temporary movement of a RMT	3-26
RMT-MIN-8003		Synchronize specific faith group coverage in expeditionary environment	3-35
RMT-MIN-8004	X	Synchronize and coordinate religious ministry with other U.S./coalition RMTs	3-36
RMT-MIN-8005	X	Plan and synchronize religious ministry support in the area of operations via the Marine Corps Planning Process (MCPPE)	3-36
RMT-MIN-8006		Plan short-term movement of RMTs	3-37
RMT-MIN-8007	X	Request combat casualty replacements for chaplains and RPs	3-38

RMT-MIN-8008		Develop RMT Tactical Standard Operating Procedures (TACSOP)	3-38
		PASTORAL CARE	
RMT-CARE-6013		Provide pastoral care to enemy prisoners of war	3-16
RMT-CARE-6014		Provide pastoral care to detainees, refugees, and displaced persons	3-17
RMT-CARE-6015		Provide crisis intervention	3-18
RMT-CARE-6016		Provide mass casualty response ministries	3-19
RMT-CARE-6017	X	Provide combat stress response ministries	3-20
RMT-CARE-7008		Supervise pastoral care to enemy prisoners of war	3-27
RMT-CARE-7009		Supervise religious support for refugees, displaced persons, evacuees, and other authorized personnel in the AOR	3-27
RMT-CARE-7010		Supervise mass casualty ministry response	3-28
RMT-CARE-7011		Supervise combat stress response ministries	3-29
RMT-CARE-7012	X	Supervise cooperative pastoral care with other RMTs in the AOR	3-30
RMT-CARE-8009		Coordinate pastoral care to enemy prisoners of war	3-39
RMT-CARE-8010		Monitor and coordinate religious support for refugees, displaced persons, evacuees, and other authorized personnel in the AOR	3-40
RMT-CARE-8011		Coordinate mass casualty ministry response	3-41
RMT-CARE-8012		Coordinate combat stress response ministries	3-41
RMT-CARE-8013	X	Coordinate and synchronize cooperative pastoral care ministry with other joint and coalition RMTs	3-42
		Resource Management / Supervision skills	
RMT-MGMT-6019		Administrative and budgetary functions	3-21
RMT-MGMT-6020	X	Manage religious ministry resources	3-21
RMT-MGMT-6021		Procure supplies	3-22
RMT-MGMT-7014		Plan for use, maintenance and enhancement of equipment and facilities	3-31
RMT-MGMT-7015	X	Monitor subordinate utilization/procurement of supplies	3-32
RMT-MGMT-7016		Monitor subordinate utilization of administrative systems	3-32
RMT-MGMT-8017	X	Supervise staff performance	3-45
		Training related skills	
RMT-TRNG-6018	X	Provide educational programs from a religious perspective	3-20
RMT-TRNG-7013	X	Provide a training program for subordinate RMTs	3-30
RMT-TRNG-8014		Train RMTs to evaluate conscientious objector applications, immunization waivers, and humanitarian transfer requests	3-43
RMT-TRNG-8015	X	Train subordinate RMTs on unit training management (UTM)	3-43
RMT-TRNG-8016	X	Certify subordinate unit RMTs	3-44

3050. 6000 LEVEL COLLECTIVE EVENTS

RMT-ADV-6001: Advise the Commanding Officer on command climate

E-Coded: Yes

METs Supported: 1

Sustainment interval: 12

Description: Advise the Commanding Officer on command climate, to include personal relations and fair treatment.

Condition: Assumes a requirement to provide continuous assessment of command climate and regular briefings to the commander.

Standard: The RMT shall conduct frequent workspace visitation in order to assess command climate. Based on visitation, the chaplain will then brief command leadership on command climate at least once a week. Specific indicators of command climate may include, but is not limited to the following: personal relationships, fair treatment, work satisfaction, family issues, availability recreational opportunities, and workspace/berthing habitability. Based on workspace visitation and other indicators, the chaplain will brief command leadership on morale at least once a week. The RP assists the chaplain in command climate assessment by directing him or her to specific individuals or workplaces. This event is complete when chaplain has briefed command leadership and others as appropriate to the situation.

Event components:

1. Understand and execute ministry of presence.
2. Visit workspaces frequently.
3. Inform CO/XO/Senior Enlisted Advisor.

References:

- MCO 1730.6, Command Religious Programs in the Marine Corps
 - MCRP 6-12A, Religious Ministry Team Handbook
-

RMT-ADV-6002: Advise Commanding Officer on religious/cultural issues

E-Coded: No

METs Supported: 1

Sustainment interval: 12

Description: Advise Commanding Officer on religious/cultural issues external to the unit.

Condition: Assumes a unit warning order or command request.

Standard: The RMT will prepare and deliver the brief in order to meet or exceed the commander's timeline. This event is complete when the RMT has analyzed the impact of religion on current or future operations/plans per the references.

Event components:

1. Research the religious/cultural issues in the area of responsibility (AOR).

2. Liaison with S2/3/4.
3. Prepare brief.
4. Deliver brief.

Related ITS:

- RP-STF-1161: Prepare brief for the commander on religious practices and traditions in a given area of operations.
- CHAP-MIN-2200: Prepare a Religious Area Survey

References:

- MCO 1730.6, Command Religious Programs in the Marine Corps
 - MCRP 6-12A, Religious Ministry Team Handbook
 - FMFM 7-34, MAGTF Civil-Military Operations
 - Joint Pub 1-05, Religious Ministry Support for Joint Operations
-

RMT-ADV-6003: Advise the Commanding Officer on freedom of religion and religious accommodation

E-Coded: No

METs Supported: 1

Sustainment interval: 12

Description: Advise the Commanding Officer on matters pertaining to the free exercise of religion and religious accommodation. This includes, but is not limited to, issues involving uniforms, religious observances, immunizations, DNA sampling, and dietary/health needs.

Condition: Assumes a unit with members who have specific religious needs.

Standard: The RMT will meet or exceed the timeline for responding to command taskings for information on freedom of religion/religious accommodation. This event is complete when the RMT delivers a point paper to the commanding officer analyzing the impact of religious accommodation request and making a recommendation for approval or denial.

Event components:

1. Conduct religious needs assessment.
2. Review accommodation instructions.
3. Monitor requests.

References:

- SECNAVINST 1730.8, Accommodation of Religious Practices
 - MCO 1730.6, Command Religious Programs in the Marine Corps
 - MCO P1020.34, Marine Corps Uniform Regulations
-

RMT-EXPD-6004: Conduct HMMWV movement as part of a convoy

E-Coded: Yes

METs Supported: 2

Sustainment interval: 6

Description: In order to provide ministry at an outlying operating base or position, the RMT conducts a HMMWV movement as part of a convoy.

Condition: HMMWV movement must be conducted both during the day and at night under blackout conditions. The RMT HMMWV moves as part of a convoy. "A" Driver is armed.

Standard: Both the chaplain and RP must hold valid HMMWV driver's licenses. The RMT must attend pre-movement Convoy Commander's brief and conduct a map reconnaissance, identifying all key points and control measures on the route. Prior to convoy departure, the RMT must have participated in convoy immediate action drills and battle drills for crossing danger areas. In addition, the RMT must have positive radio communications with the convoy commander at all times. The event is complete when the RMT reaches its intended location.

Event components:

1. Attend Convoy Commander's brief.
2. Conduct map reconnaissance.
3. Prepare map overlay with key points and control measures.
4. Participate in convoy battle and immediate action drills.
5. Harden vehicle IAW Convoy Commander's warning order.
6. Obtain radio and conduct communications checks.
7. Stage HMMWV in accordance with Convoy Commander.

Related ITS:

- RP-FLD-2003: Engage targets with the M16A2 service rifle at the sustained rate.
- RP-FLD-2007: Select a temporary fighting position.
- RP-FLD-2009: Report information.
- RP-FLD-2011: Perform troubleshooting procedures on a faulty radio/field telephone.
- RP-FLD-1023: Communicate using an AN/PRC-119 radio.
- CHAP-FLD-1119: Communicate using an AN/PRC-119 radio.
- CHAP-EXPD-2201: Report information.
- CHAP/RP-FLD-2300: Use a map overlay.
- CHAP/RP-FLD-2301: Perform self-extraction from a mined area.
- CHAP/RP-FLD-2303: Navigate from one point on the ground to another point while mounted.
- CHAP/RP-FLD-2306: React to antipersonnel devices.
- CHAP/RP-FLD-2310: Pass through lines.
- CHAP/RP-FLD-2313: Operate night vision goggles (NVGs).
- CHAP/RP-FLD-2314: Communicate using a AN/PRC-119 radio.
- CHAP/RP-EXPD-2324: Operate a M-998 series HMMWV.

References:

- MCRP 4-11.3F, Convoy Operations
- MCO 3501.12 w/ Ch 1-2, Marine Corps Combat Readiness Evaluation System (Short Title: MCCRES), Volume XI, Combat Support Elements
- Marine Corps Common Skills Handbook, Book 1B
- TM 11-5820-890-10-1, AN/PRC119
- TM 11-5853-238-10, Operators Manual, Night Vision Goggles, AN/PVS-5

Range Requirements:

Appropriate training area

RMT-EXPD-6005: Provide ministry in contaminated environments

E-Coded: No

METs Supported: 2

Sustainment interval: 12

Description: The RMT provides religious ministry to casualties in a NBC contaminated environment.

Condition: RMT is in MOPP level 4 and located at a contaminated casualty collection point. May be conducted during day or night, mounted or dismounted.

Standard: The RMT provides care to casualties at a contaminated casualty collection point while in MOPP level 4. If MOPP level is reduced to 1 or 2, the RMT will provide command members with an opportunity to receive with religious rites (such as communion).

Event components:

1. Don protective suit to MOPP-4.
2. Provide ministry to casualties, giving priority to triage category IV (expectant).
3. Record results of ministry provided on DD Form 1380 (U.S. Field Medical Card affixed to patient) and in separate log maintained by the RMT.

Related ITS:

- RP-FLD-1013: Communicate using hand and arm signals.
- RP-NBC-1043: Maintain the M40 field protective mask.
- RP-NBC-1045: Don the M40 field protective mask with hood.
- RP-NBC-1046: Don individual protective clothing to MOPP-4.
- RP-NBC-1047: Exchange MOPP gear.
- RP-NBC-1044: Decontaminate skin and personal equipment.
- RP-CARE-2017: Support counseling in expeditionary environments.
- CHAP-NBC-1133: Don the M40 field protective mask with hood.
- CHAP-NBC-1134: Don individual protective clothing to Mission Oriented Protective Posture (MOPP) level 4.
- CHAP-NBC-1134: Exchange MOPP gear.
- CHAP-NBC-1135: Decontaminate skin and personal equipment.
- CHAP/RP-NBC-2329: Perform basic functions while in MOPP 4.
- CHAP/RP-NBC-2331: Identify NATO NBC Markers.
- CHAP/RP-NBC-2333: React to a chemical or biological attack.

References:

- Marine Corps Common Skills Handbook, Book 1B
- MCWP 3-37, MAGTF Nuclear, Biological and Chemical Defense Operations

Range requirements:

Appropriate training area

RMT-EXPD-6006: Erect tents and camouflage netting

E-Coded: No

METs Supported: 2

Sustainment interval: 12

Description: Perform tactical deployment of tents and camouflage netting.

Condition: Provided with tents and camouflage netting, perform tactical deployment during day or night, and in jungle, desert, and cold weather environments as appropriate to command mission.

Standard: Placement of the tent must be coordinated with HQ Commandant. The RMT must observe sound and light discipline during deployment of the tent and netting. The RMT must provide security as the tent is being erected.

Related ITS:

- CHAP/RP-FLD-2307: Utilize camouflage, cover, and concealment techniques.

Reference:

- Marine Corps Common Skills Handbook, Book 1B

Range requirements:

Appropriate training area

RMT-EXPD-6007: Establish RMT security

E-Coded: Yes

METs Supported: 2

Sustainment interval: 12

Description: While accompanying a platoon level patrol outside the garrison perimeter, an RMT encounters hostile contact and must disengage from the threat. The RP provides covering fire for the chaplain's withdrawal.

Condition: RMT has been given explicit command permission to accompany the patrol. Other friendly patrols have established sector security in the area where the RMT is operating. The RMT is operating in close proximity to the patrol.

Standard: The RMT must engage in detailed planning and rehearsals per the performance steps. The RMT must conduct a threat assessment of the area of ministry. The RMT must possess a radio and must be integrated into the unit communications plan. It must identify routes into and out of the area of ministry, checkpoints and be familiar with unit medevac and fire support SOPs.

Event components:

1. **RMT security planning.** The RMT must first obtain explicit command permission to participate in an operation. The RMT must then gather planning information from the S-2 and S-3 to include: current threats, unit operations order, force protection SOPs for movement in the AOR (e.g., convoy operations, dismounted patrols, aviation support and use of body armor). This includes being present at the briefing of the patrol or operations order. Third, RMT members shall be thoroughly acquainted with the platoon's Rules of Engagement and shall carry an ROE card with them during the actual patrol. Fourth, the RMT must be fully integrated into the concept of operations for a friendly unit. The RMT should understand and train to that unit's tactical SOPs, to include identification of unit rally points,

passwords for passage of lines, integration into the unit communications, and electronics operations instruction (CEOI), and conditions for employment of the unit's Quick Reaction Force (QRF). Additionally, the RMT must be able to provide a SALUTE report.

2. RMT security preparation. The RMT must participate in all battle or immediate action drills with the small unit they are accompanying. The chaplain and RP will also conduct the following RMT specific battle drills:

a. STAY CLOSE: The RP gives the command of "stay close". The chaplain reaches out and grasps the RPs web gear on the non-firing side. The RP then guides the chaplain to safety in accordance with the ROE force continuum.

b. CALL HELP. The RP gives the command of "Call Help". The chaplain takes the most direct route to the friendly small unit. The RP provides rear security for the chaplain as he disengages from the danger. The chaplain provides a SALUTE report to the friendly unit commander.

c. GUN! The RP gives the command of GUN Front! (or left, right, rear). The chaplain immediately seeks cover. The RP lowers his silhouette and immediately engages the threat. The chaplain and RP communicate and determine where they will move next, with the objective of disengagement from the threat and use of fire and maneuver to get within the unit's security perimeter.

3. RMT security execution. The RMT must be positioned within the unit to be a force multiplier, not a liability. The chaplain must position himself on the RP's non-firing side and slightly back. The RP scans out to the end of his line of sight, keeping the chaplain at least 21 feet away from civilians in the area. If a threat situation emerges, the RP will latch on to the chaplain and will disengage, falling back in order to integrate into the unit's security perimeter.

Related ITS:

- RP-FLD-1023: Communicate using an AN/PRC-119 radio.
- RP-FLD-2003: Engage targets with the M16A2 service rifle at the sustained rate.
- RP-FLD-2007: Select a temporary fighting position.
- RP-FLD-2009: Report information.
- CHAP-FLD-1119: Communicate using a AN/PRC-119 radio.
- CHAP/RP-FLD-2300: Use a map overlay.
- CHAP/RP-FLD-2302: Perform individual movement.
- CHAP/RP-FLD-2304: React to indirect fire.
- CHAP/RP-FLD-2305: React to direct fire.
- CHAP/RP-FLD-2306: React to antipersonnel devices.
- CHAP/RP-FLD-2308: Perform individual movement in an urban environment.
- CHAP/RP-FLD-2309: Perform individual precautions while crossing a danger.
- CHAP/RP-FLD-2310: Pass through lines.

References:

- MCWP 3-34.1, Military Police in Support of the MAGTF
- FMFM 6-5, Marine Rifle Squad

Range requirements:

Appropriate training area

RMT-MIN-6008: Coordinate religious ministry with other RMTs

E-Coded: No

METs Supported: 3

Sustainment interval: 12

Description: Coordinate religious ministry with other RMTs.

Condition: Assumes a deployable RMT and a current religious needs assessment.

Standard: The RMT will coordinate with other RMTs in order to provide direct religious ministry to at least 75% of those command members with identified religious needs.

Reference:

- MCO 1730.6, Command Religious Programs in the Marine Corps
-

RMT-MIN-6009: Identify religious requirements

E-Coded: No

METs Supported: 3

Sustainment interval: 24 months or with a change of command.

Description: Identify command religious requirements.

Condition: Given the rotation of new personnel in a unit, conduct a religious demographic analysis and needs assessment survey.

Standard: The religious needs survey sample must include at least 75% of unit personnel. The survey and demographic analysis must be completed within 45 days.

References:

- MCO 1730.6, Command Religious Programs in the Marine Corps
 - MCRP 6-12A, Religious Ministry Team Handbook
-

RMT-MIN-6010: Provide worship services in an expeditionary environment

E-Coded: Yes

METs Supported: 3

Sustainment interval: 12

Description: Provide worship services in an expeditionary environment.

Condition: Assumes a deployable RMT. Given the identification of religious requirements within the AOR, plan, schedule, prepare, and conduct worship services to include weekly, special, seasonal, and appointed occasions.

Standard: The RMT is required to provide direct religious ministry to at least 65% of command personnel who have an identified religious preference. This may be met through direct ministry provided by the RMT or by cooperative liaison with other RMTs in the AOR. The time and location for worship services must be coordinated with unit commanders and has been internally

publicized. Location of the actual service must be selected to optimize security. The RP must provide perimeter security during the service. The RP must know the unit's alarm for incoming fire and have pre-identified a covered position to evacuate the chaplain.

Related ITS:

- RP-FLD-1030: Perform weapons handling procedures with M16A2 service rifle.
- RP-EXPD-2013: Provide security during a field worship service.
- CHAP/RP-CARE-2335: Discuss pastoral care in an expeditionary setting.
- CHAP/RP-CARE-2336: Discuss pastoral care in offensive combat operations.
- CHAP/RP-CARE-2337: Explain pastoral care in defensive operations.

References:

- MCO 1730.6, Command Religious Programs in the Marine Corps
- MCRP 6-12A, Religious Ministry Team Handbook
- Joint Pub 1-05, Religious Ministry Support for Joint Operations

Range requirements: Appropriate training area.

RMT-MIN-6011: Identify and liaise with civilian religious resources

E-Coded: No

METs Supported: 3

Sustainment interval: 12

Description: The RMT is assigned to a unit conducting stability operations. The unit commander requests that the RMT identifies and liaises with civilian religious leaders in the AOR.

Condition: Assumes a deployable RMT operating in a relatively secure environment. Given command consent, provide appropriate information on civilian religious leaders and resources.

Standard: The RMT must utilize the appropriate channels to initiate liaison with civilian religious leaders. Besides the unit's S2/3/4, the RMT will also coordinate liaison efforts with the higher headquarters' Civil-Military Operations Center (CMOC) and supervisory RMT. The RMT shall debrief the command after contact with the civilian religious leader(s).

Event components:

1. Obtain explicit command guidance.
2. Coordinate with S2/3/4.
3. Liaison with higher headquarters RMT and CMOC.
4. Initiate contact with civilian religious leader.
5. Conduct visit with civilian religious leader.
6. Debrief command on impressions of visit.

References:

- MCWP 3-33.1, Marine Air-Ground Task Force Civil-Military Operations
 - MCRP 6-12B, Religious Lay Leader's Handbook
 - Joint Pub 1-05, Religious Ministry Support for Joint Operations
-

RMT-MIN-6012: Manage a Lay Leader Program

E-Coded: Yes

METs Supported: 3

Sustainment interval: 12

Description: Manage and execute a lay leader program.

Condition: Assumes a current command religious needs assessment, the identification of a specific religious requirement and the absence of a chaplain of that faith group.

Standard: The RMT will provide a lay leader training program in accordance with the references and assure that potential lay leaders receive letters of appointment from the faith group they represent and from the Commanding Officer. It will also draft a Letter of Instruction (LOI) on lay-led services for the duration of the deployment. This event is complete when the RMT can demonstrate that lay-led worship opportunities available for at least 75% of the command's personnel with an identified faith group preference different than the unit chaplain(s).

Event components:

1. Based on the unit's religious needs assessment, identify requirements for lay leaders.
2. Conduct lay leader training.
3. Lay leaders request letters of appointment from their respective faith groups.
4. Prepare lay leader appointment letters and LOI for Commanding Officer's signature.
5. Monitor and supervise lay-led services.
6. Upon conclusion of the deployment, discontinue lay-leader program.

References:

- MCO 1730.6, Command Religious Programs in the Marine Corps
- MCRP 6-12A, Religious Ministry Team Handbook
- MCRP 6-12B, Religious Lay Leader's Handbook
- SECNAVINST 1730.8, Accommodation of Religious Practices

RMT-CARE-6013: Provide pastoral care to enemy prisoners of war

E-Coded: No

METs Supported: 4

Sustainment interval: 12

Description: Provide pastoral care to enemy prisoners of war (EPWs).

Condition: Assumes a requirement for and explicit command approval to provide pastoral care to EPWs.

Standard: The RMT must secure explicit command guidance on providing pastoral care to EPWs. The RMT liaisons with other chaplains, local clergy, or EPWs who are recognized religious leaders in order to meet the religious needs of EPWs. This event is complete when religious needs of EPWs have been provided for.

Event components:

1. Obtain commander's approval.
2. Review procedures on treatment of EPWs.
3. Assess religious requirements of EPWs.
4. Assess religious resources (chaplains, local clergy, religious leaders among EPWs).
5. Draft a plan for addressing the religious requirements of EPWs for command approval.
6. If approved, execute plan.
7. Document ministries provided.
8. Conduct after action review.

Related ITS:

- RP-INFO-1074: Explain the Law of War.
- RP-INFO-1077: Explain the rights of prisoners of war (POW).
- RP-FLD-2009: Report information.
- RP-EXPD-2013: Provide security during a field worship service.
- RP-CARE-2017: Support counseling in expeditionary environments.
- CHAP-MIN-1149: Explain the Law of War.
- CHAP-MIN-1148: Explain the rights of prisoners of war (POW).
- CHAP-MIN-2200: Prepare a Religious Area Survey.
- CHAP-EXPD-2201: Report information.
- CHAP/RP-CARE-2335: Discuss pastoral care in an expeditionary setting.
- CHAP/RP-CARE-2338: Explain pastoral care during humanitarian operations.
- CHAP/RP-CARE-2340: Explain limitations and support requirements for pastoral care to enemy prisoners of war, (EPW) civilian detainees, and detained personnel.

References:

- Geneva Convention relative to the Treatment of Prisoners of War (21 October 1950)
- MCRP 6-12A, Religious Ministry Team Handbook
- MCRP 3-34.1, Military Police in Support of the MAGTF
- MCRP 4-11.8C, Enemy Prisoners of War and Civilian Internees
- Joint Pub 3-10, Joint Doctrine for Rear Area Operations

RMT-CARE-6014: Provide pastoral care to detainees, refugees and displaced persons

E-Coded: No

METs Supported: 4

Sustainment interval: 12

Description: Provide pastoral care to detainees, refugees, and displaced persons.

Condition: Assumes a deployable RMT and explicit command approval to provide pastoral care to detainees, refugees and displaced persons.

Standard: The RMT must secure explicit command guidance in order to provide pastoral care to detainees, refugees and displaced persons in the AOR. The RMT liaisons with other chaplains, local clergy or other recognized religious leaders in order to meet the religious needs of detainees, refugees, and

displaced persons. This event is complete when religious needs of detainees, refugees, and displaced persons have been provided for per the references.

Event components:

1. Obtain commander's approval.
2. Review procedures on treatment of detainees, refugees and displaced persons.
3. Assess needs.
4. Review available resources.
5. Review appropriate responses.

Related ITS:

- RP-INFO-1074: Explain the law of war.
- RP-INFO-1077: Explain the rights of prisoners of war (POW).
- RP-FLD-2009: Report information.
- RP-EXPD-2013: Provide security during a field worship service.
- CHAP-MIN-1149: Explain the law of war.
- CHAP-MIN-1148: Explain the rights of prisoners of war (POW).
- CHAP-EXPD-2201: Report information.
- CHAP/RP-CARE-2335: Discuss pastoral care in an expeditionary setting.
- CHAP/RP-CARE-2338: Explain pastoral care during humanitarian operations.

References:

- Geneva Convention relative to the Protection of Civilian Persons in Time of War (21 October 1950)
- MCRP 6-12A, Religious Ministry Team Handbook
- MCRP 3-34.1, Military Police in Support of the MAGTF
- MCRP 4-11.8C, Enemy Prisoners of War and Civilian Internees
- Joint Pub 3-10, Joint Doctrine for Rear Area Operations

RMT-CARE-6015: Provide crisis intervention

E-Coded: No

METs Supported: 4

Sustainment interval: 12

Description: Provide crisis intervention in response to suicide threats, family abuse cases, and emergency notifications.

Condition: Assumes a requirement to respond to a crisis from the command.

Standard: The RMT will initiate a response within one hour of being notified of a crisis situation. Additionally, the RMT will provide proactive crisis prevention programs to individuals, families and small groups within the command. This event is complete when the RMT is on-scene and is providing the appropriate pastoral care to the parties in crisis.

Event components:

1. Determine nature of crisis. Who is in crisis? What is happening? Where is it happening? Who else is on-scene?
2. Notify the command and if appropriate, military police/emergency services.
3. Request additional RMT support assets as required.

Related ITSS:

- RP-FLD-2009: Report information.
- RP-CARE-2017: Support counseling in expeditionary environments.
- CHAP-EXPD-2201: Report information.
- CHAP/RP-CARE-2335: Discuss pastoral care in an expeditionary setting.

References:

- MCRP 6-12A, Religious Ministry Team Handbook
 - MCO 1730.6, Command Religious Programs in the Marine Corps
-

RMT-CARE-6016: Provide mass casualty response ministries

E-Coded: No

METs Supported: 4

Sustainment interval: 12

Description: The RMT is notified of a mass casualty situation in an outlying area and is directed to proceed to the incident site in order to provide mass casualty response ministries.

Condition: Assumes a deployable RMT and a scenario in which a unit has suffered more than five simultaneous casualties. The incident site has been secured and initial responders are on-scene.

Standard: The RMT's role should assure that its role has been previously integrated into the command's mass casualty response plan. The RMT must coordinate its efforts and movement with the Combat Operations Center and/or the supervisory RMT from higher headquarters. The RMT will provide appropriate ministry to at least 85% of the casualties with a written record of ministry rendered to each victim on the U.S. Field Medical Card (DD Form 1380). Additionally, the RMT shall assure that all emergency responders receive critical incident stress debriefs within 72 hours.

Event components:

1. Identify resource personnel.
2. Liaison with Combat Operations Center and medical personnel.
3. Respond as appropriate.
4. Maintain situational awareness.
5. Document RMT responses.

Related ITS:

- RP-FLD-1023: Communicate using a AN/PRC-119 radio.
- RP-FLD-2009: Report information.
- RP-CARE-2017: Support counseling in expeditionary environments.
- CHAP-FLD-1119: Communicate using a AN/PRC-119 radio.
- CHAP-EXPD-2201: Report information.
- CHAP/RP-FLD-2300: Use a map overlay.
- CHAP/RP-FLD-2303: Navigate from one point on the ground to another point while mounted.
- CHAP/RP-FLD-2312: Perform land navigation using a Portable Lightweight Global Positioning System Receiver (PLGR).
- CHAP/RP-FLD-2318: Perform basic first aid.
- CHAP/RP-EXPD-2324: Operate a M-998 series HMMWV.

References:

- MCRP 6-11C, Combat Stress
- MCRP 6-12A, Religious Ministry Team Handbook

RMT-CARE-6017: Provide combat stress response ministries

E-Coded: Yes

METs Supported: 4

Sustainment interval: 12

Description: Provide response ministries to address battle fatigue, fear, and combat stress.

Condition: Assumes a unit with personnel suffering more than five simultaneous stress casualties. Assumes chaplains have been trained in CISD techniques.

Standard: The RMT must participate in or conduct Critical Incident Stress Debriefings (CISD) or other appropriate ministry for at least 80% of the stress casualties. The RMT must provide regular updates to higher headquarters RMTs. It must also engage in liaison and planning with other assistance agencies (i.e., Special Psychiatric Rapid Intervention Teams (SPRINT), Marine Corps Family Team Building, American Red Cross, Navy-Marine Corps Relief Society and CREDO) in order to provide pastoral care to the family members of casualties. This event is complete when the RMT alone or in conjunction with the efforts of other RMTs or CISD teams has completed debriefs of all casualties and responders.

Event components:

1. Liaison with Combat Operations Center or Emergency Operations Center and medical personnel.
2. Advise higher headquarters RMT if additional RMT support is needed.
3. Conduct debriefs of casualties and responders.
4. Coordinate with assistance organizations to provide extended follow-ups with casualties and responders.
5. Document RMT responses.

Related ITS:

- CHAP/RP-CARE-2335: Discuss pastoral care in an expeditionary setting.
- CHAP/RP-CARE-2336: Discuss pastoral care in offensive combat operations.
- CHAP/RP-CARE-2337: Explain pastoral care in defensive operations.

References:

- MCRP 6-11C, Combat Stress
- MCRP 6-12A, Religious Ministry Team Handbook

RMT-TRNG-6018: Provide educational programs from a religious perspective

E-Coded: Yes

METs Supported: 5

Sustainment interval: 12

Description: Provide command wide education and training from a religious/moral perspective.

Condition: Assumes an understanding of opportunity ("hip pocket") training and access to research materials from which to develop training classes.

Standard: Provide command wide education and training on one topic on an annual basis. Example topics include: ethical/moral reasoning, core values, character development, cross cultural issues, domestic violence, and social customs of an area operation.

References:

- MCO 1730.6, Command Religious Programs in the Marine Corps
- MCRP 6-12A, Religious Ministry Team Handbook
- MCRP 3-0B, How to Conduct Training

RMT-MGMT-6019: Execute administrative and budgetary functions

E-Coded: No

METs Supported: 6

Sustainment interval: 12

Description: Execute RMT administrative and budgetary functions. This includes, but is not limited to, writing and submitting performance evaluations of RMT personnel, submitting budget requirements and maintaining accountability of serialized equipment.

Condition: Assumes a deployable RMT and a religious ministry plan developed as part of the unit operations order (OPORD).

Standard: The RMT shall prepare and execute a budget and ministry plan in accordance with the unit operations order (OPORD). The RMT will also advise the commander and Senior Enlisted Advisor on Navy administrative requirements, especially performance evaluations.

Related ITS:

- CHAP/RP-MGMT-2352: Identify elements of a Table of Organization and Equipment (TO&E).
- CHAP/RP-MGMT-2353: Identify logistical support requirements for RMTs.

References:

- MCRP 6-12A, Religious Ministry Team Handbook
- BUPERSINST 1610.10, Navy Performance Evaluation and Counseling System
- NAVEDTRA 287-01-43-82, Religious Program Specialist 3 and 2

RMT-MGMT-6020: Manage religious ministry resources

E-Coded: Yes

METs Supported: 6

Sustainment interval: 12

Description: Plan for the employment, maintenance, and enhancement of religious ministry equipment.

Condition: Assumes the need to identify and secure religious ministry equipment and facilities to support the CRP.

Standard: The RMT must maintain a deployment-ready mount-out box of consumable items per the references. For non-consumable items, the RMT will identify religious ministry equipment requirements and/or shortfalls from the command's Table of Equipment (T/E). It must maintain at least 75% of the command's authorized T/E at all times. Items not on hand must be on order through the Marine Corps Supply System. The event is complete when the RMT demonstrates 100% on-hand availability of its consumable and non-consumable RM material requirements.

Related ITS:

- RP-MGMT-2018: Prepare a mount-out box.
- CHAP/RP-MGMT-2352: Identify elements of a Table of Organization and Equipment (TO&E).
- CHAP/RP-MGMT-2353: Identify logistical support requirements for RMTs.

References:

- MCRP 6-12A, Religious Ministry Team Handbook
 - MCO P4400.150, Consumer Level Supply Policy Manual
-

RMT-MGMT-6021: Procure supplies

E-Coded: No

METs Supported: 6

Sustainment interval: 12

Description: Procure religious ministry supplies using appropriate logistic systems.

Condition: Assumes a RMT request to re-supply consumable items via the Marine Corps Supply System.

Standard: The RMT will prepare/execute a budget and ministry plan in accordance with unit orders. It will also maintain a listing of religious ministry support items in the Marine Corps inventory along with their corresponding National Stock Numbers (NSNs) and utilize the Marine Corps supply system to secure the requested consumables.

Related ITS:

- RP-MGMT-2018: Prepare a mount-out box.
- CHAP/RP-MGMT-2353: Identify logistical support requirements for RMTs.

References:

- MCO 1730.6, Command Religious Programs in the Marine Corps
 - MCRP 6-12A, Religious Ministry Team Handbook
-

3060. 7000 LEVEL COLLECTIVE EVENTS

RMT-ADV-7001: Advise Commander on RMT personnel, material and facility requirements

E-Coded: Yes

METs Supported: 1

Sustainment Interval: 12

Description: Identify, monitor, report, and advise command on RMT personnel (both Active Duty and Reserve Components), equipment, and facility requirements.

Condition: Assumes a supervisory RMT overseeing subordinate deployable RMTs in an AOR and responsible for equipment and/or facilities.

Standard: The RMT is required to advise the commander on the current status of RMT personnel, material, and facility requirements within the last 90 days.

Event Components:

1. Maintain liaison with RMTs assigned to higher echelon.
2. Identify manpower and training requirements.
3. Research staffing concerns and operational schedule for employment of RMT personnel.

Related ITS:

- CHAP/RP-MIN-2601: Coordinate field and garrison worship areas.
- CHAP/RP-MGMT-2605: Request reserve chaplains and RPs.
- CHAP/RP-MGMT-2606: Identify elements of a Navy Activity Manning Document (AMD).

References:

- MCRP 6-12A, Religious Ministry Team Handbook
 - MCO 1730.6, Command Religious Programs in the Marine Corps
-

RMT-EXPD-7002: Provide RMT security training

E-Coded: Yes

METs Supported: 2

Sustainment Interval: 6

Description: Supervisory RMT coordinates security related training for subordinate unit RMTs by.

Condition: Assumes a supervisory RMT tasked with coordinating RMT security for its subordinate unit RMTs.

Standard: As part of the pre-deployment preparation process, the RMT must train subordinate unit RMTs in RMT security tactics, techniques, and procedures (TTPs). The supervisory RMT must demonstrate its ability to conduct battle drills for subordinate unit RMTs, focusing on security during worship services, chaplain protective services, and convoy operations.

Related ITS:

- CHAP/RP-TRNG-2603: Conduct individual training
- CHAP/RP-TRNG-2604: Conduct collective training

References:

- MCRP 3-34.1, Military Police in Support of the MAGTF
- FMFM 6-5, Marine Rifle Squad
- FM 19-10, Military Police Law and Order Operations

Range Requirement:

Appropriate training area

Miscellaneous:

As force employers, MEB, and MEU Command Element RMTs are exempt from this task. They may, however, elect to conduct periodic refresher training for this event while subordinate unit RMTs are under the operational or tactical control of the MEU/MEB Commander.

RMT-MIN-7003: Supervise and monitor lay leader programs

E-Coded: No

METs Supported: 3

Sustainment interval: 12

Description: Supervise and monitor lay leader programs.

Condition: Assumes a supervisory RMT overseeing subordinate deployable RMTs in an AOR. Given the identification of a specific religious requirement and the absence of a chaplain of that faith group, develop lay leaders in order to provide religious support.

Standard: The supervisory RMT shall insure that lay-led worship opportunities available for at least 75% of HQ personnel with an identified faith group preference different than the unit chaplain. The RMT will provide a lay leader training program in accordance with the references and assure that potential lay leaders receive letters of appointment from the faith group they represent and from the Commanding Officer. It will also draft a Letter of Instruction (LOI) on lay-led services for the duration of the deployment. Additionally, the supervisory RMT will monitor subordinate unit lay leader programs to insure that lay-led worship opportunities are available for at least 75% of their personnel with an identified faith group preference different than the unit chaplain(s).

References:

- MCRP 6-12B, Religious Lay Leader's Handbook
- SECNAVINST 1730.8, Accommodation of Religious Practices

RMT-MIN-7004: Monitor religious requirements of subordinate units

E-Coded: No

METs Supported: 3

Sustainment Interval: 12

Description: Monitor religious requirements of subordinate units and identify religious requirements of headquarters personnel.

Condition: Assumes a supervisory RMT overseeing subordinate deployable RMTs in an AOR.

Standard: The supervisory RMT will insure that subordinate unit RMTs have conducted a religious demographic analysis and needs assessment survey within the past 24 months. The supervisory RMT must also conduct its own religious needs assessment of HQ personnel within the past 24 months. This survey will include at least 75% of HQ personnel.

References:

- MCO 1730.6, Command Religious Programs in the Marine Corps
- MCRP 6-12A, Religious Ministry Team Handbook

RMT-MIN-7005: Supervise and coordinate religious ministry coverage with other RMTs in the AOR

E-Coded: Yes

METs Supported: 3

Sustainment Interval: 12

Description: Supervise and coordinate religious ministry coverage with other RMTs in the AOR.

Condition: Assumes a requirement to coordinate religious ministry support. In order to provide the full range of required worship services in the AOR, the RMT tasks subordinate unit RMTs and requests support from parallel and higher headquarters RMTs.

Standard: The supervisory RMT's religious ministry support requirements must be coordinated, through formal and informal means as appropriate. Communication or liaison with higher, parallel and subordinate unit RMTs shall be made through the appropriate channels. Requests for support from adjacent RMTs that are organizationally outside the chain of command (i.e., sister service RMTs) must be coordinated through the higher headquarters RMT.

Event Components:

1. Identify RMT faith groups in the AOR.
2. If religious ministry support is to be provided from a subordinate unit RMT, informally notify them of a forthcoming tasking elsewhere in the AOR. Follow up with a formal tasking to subordinate unit RMT by writing a fragmentary order (FRAGO) for S-3 release. FRAGO tasks the subordinate unit to provide its RMT and informs all units affected.
3. If religious ministry support is to be provided by a parallel or higher headquarters RMT, informally request assistance. Follow-up with a formal request via the S-3.

Related ITS:

- CHAP/RP-2600: Prepare an operations overlay.
- CHAP/RP-MIN-2602: Write a Fragmentary Order (FRAGO).

References:

- MCRP 6-12A, Religious Ministry Team Handbook

- MCWP 3-1, Marine Corps Planning Process
- MCWP 3-40.8, Componentency
- FM 101-5, Staff Organization and Operations

RMT-MIN-7006: Coordinate worship services

E-Coded: No

METs Supported: 3

Sustainment Interval: 12

Description: Supervise, coordinate and as appropriate, provide worship services in expeditionary environment.

Condition: Assumes a supervisory RMT overseeing subordinate deployable RMTs in an AOR.

Standard: The supervisory RMT shall insure that worship services (lay or chaplain-led) are available to at least 75% of HQ and subordinate unit personnel with an identified faith group preference.

Reference:

MCRP 6-12A, Religious Ministry Team Handbook

RMT-MIN-7007: Coordinate temporary movement of a RMT

E-Coded: No

METs Supported: 3

Sustainment Interval: 12

Description: Coordinate temporary movement of an RMT in order to provide support to subordinate units.

Condition: Assumes a supervisory RMT overseeing subordinate deployable RMTs in an AOR.

Standard: The supervisory RMT's request for movement of the subordinate unit RMT must be coordinated, through formal and informal means. The RMT is required to write a FRAGO for issue by S-3 and assure that the RMT being moved adheres to relevant tactics, techniques and procedures (TTPs) and/or tactical SOPs.

Event Components:

1. Identify the subordinate unit RMT to be temporarily moved.
2. Informally notify subordinate unit RMT of a forthcoming tasking to provide religious ministry support elsewhere in the AOR.
3. Follow up with a formal tasking to subordinate unit RMT by writing a fragmentary order (FRAGO) for S-3 release. FRAGO tasks the subordinate unit to provide its RMT and notifies commands that the RMT is en route to their location.

Related ITS:

- CHAP/RP-EXPD-2600: Prepare an operations overlay.
- CHAP/RP-MIN-2601: Coordinate field and garrison worship areas.
- CHAP/RP-MIN-2602: Write a Fragmentary Order (FRAGO).

References:

- MCWP 3-1, Marine Corps Planning Process
- FM 101-5, Staff Organization and Operations
- MCRP 4-11.3F, Convoy Operations Handbook
- FMFM 6-5, Marine Rifle Squad

RMT-CARE-7008: Supervise pastoral care to enemy prisoners of War (EPWs)

E-Coded: No

METs Supported: 4

Sustainment Interval: 12

Description: Supervise pastoral care to enemy prisoners of war.

Condition: Assumes a supervisory RMT overseeing subordinate unit RMTs that have been formally tasked with providing pastoral care and religious ministry to EPWs in an AOR.

Standard: The RMT shall provide supervision and assistance of subordinate unit RMTs as required to insure that the religious needs of EPWs are met in accordance with the Geneva Convention. The supervisory RMT also shall advise the commander on the religious/spiritual welfare of EPWs and will provide updates to higher headquarters' RMTs as required.

Event Components:

1. Insure that subordinate unit RMTs have command approval.
2. Review procedures on treatment of EPWs.
3. Assist subordinate unit RMTs in assessing the religious requirements of EPWs and religious resources as required.
4. Provide assistance in drafting plan for addressing the religious requirements of EPWs for command approval as required.
5. Provide updates and information to higher headquarters' RMTs as required.
6. Facilitate after action review.

Related ITS:

- CHAP/RP-MIN-2601: Coordinate field and garrison worship areas.
- CHAP/RP-MIN-2602: Write a Fragmentary Order (FRAGO).

References:

- Geneva Convention relative to the Treatment of Prisoners of War (21 October 1950)
- Joint Pub 3-10, Joint Doctrine for Rear Area Operations
- MCRP 3-34.1, Military Police in Support of the MAGTF

RMT-CARE-7009: Supervise religious support for refugees, displaced persons, evacuees, and other authorized personnel in the AOR

E-Coded: No

METs Supported: 4

Sustainment Interval: 12

Description: Supervise religious support for refugees, displaced persons, evacuees, and other authorized personnel in the AOR.

Condition: Supervisory RMT overseeing subordinate deployable RMTs in an AOR. Assumes a mission to provide or supervise pastoral care to refugees, displaced persons, evacuees, and other authorized personnel and the explicit command approval to do so.

Standard: The RMT must understand the commander's intent with respect to meeting the religious needs of refugees, displaced persons, evacuees, and other authorized personnel. It must also assure continuous coordination with the Marine Rear Area Commander and/or the Joint Rear Area Commander/Coordinator. Additionally, the RMT shall also provide regular updates to the higher headquarters' RMT.

Event Components:

1. Ensure that subordinate units RMTs have command approval.
2. Review procedures on and other authorized personnel in the AOR.
3. Assist subordinate unit RMTs in assessing the religious requirements of treatment of refugees, displaced persons, etc. as well as the religious resources as required.
4. Provide assistance in drafting plan for command approval as required.
5. Provide updates and information to higher headquarters' RMTs as required.
6. Facilitate after action review.

Related ITSS:

- CHAP/RP-MIN-2601: Coordinate field and garrison worship areas.
- CHAP/RP-MIN-2602: Write a Fragmentary Order (FRAGO).

References:

- MCRP 4-11.8C, Enemy Prisoners of War and Civilian Internees
 - MCWP 3-33.1, Marine Air-Ground Task Force Civil-Military Operations
 - MCWP 3-41.1, Rear Area Operations
 - Joint Pub 3-07.6, Joint Tactics, Techniques and Procedures for Foreign Humanitarian Assistance
 - Joint Pub 3-10, Joint Doctrine for Rear Area Operations
 - Geneva Convention relative to the Protection of Civilian Persons in Time of War (21 October 1950)
-

RMT-CARE-7010: Supervise mass casualty ministry response

E-Coded: No

METS Supported: 4

Sustainment Interval: 12

Description: The RMT will supervise subordinate RMTs in providing a mass casualty ministry response involving more than 5 casualties.

Condition: Assumes a supervisory RMT overseeing subordinate deployable RMTs in an AOR. This event also assumes that the regiment or MAG command element has primary responsibility for coordinating overall response to the incident. The RMT will co-locate with the Tactical Operations Center or Emergency Operations Center (TOC/EOC). The RMT will detail subordinate RMT assets to the incident site and family reception areas. The supervisory RMT will also conduct or coordinate debriefs of responders and casualties as appropriate.

Standard: The supervisory RMT will ensure that all subordinate command RMTs have their roles integrated into the their unit's mass casualty response plans. Subordinate command RMTs must execute their mass casualty response ministry in conjunction with their unit medical and administrative sections. The supervisory RMT will provide overall coordination so that RMTs are available at the incident site, family reception areas, responder rest areas and the TOC/EOC. It must also assure that subordinate unit RMTs are also included in the debrief process.

Event Components:

1. Assure RMT role has been integrated into mass casualty response plans and training scenarios.
2. Identify resource personnel.
3. Establish RMT presence at TOC/EOC, incident site, family reception area and responder rest areas.
4. Respond as appropriate.
5. Maintain situational awareness.
6. Document RMT responses.

Related ITS:

- RP-FLD-1023: Communicate using an AN/PRC-119 radio.
- CHAP-FLD-1119: Communicate using an AN/PRC-119 radio.
- CHAP/RP-FLD-2315: Communicate using a field telephone.
- CHAP/RP-MIN-2334: Prepare a Ministry Report.
- CHAP/RP-CARE-2335: Discuss pastoral care in an expeditionary setting.
- CHAP/RP-CARE-2338: Explain pastoral care during humanitarian operations.

Reference:

- MCRP 6-12A, Religious Ministry Team Handbook

RMT-CARE-7011: Supervise combat stress response ministries

E-Coded: No

METs Supported: 4

Sustainment Interval: 12

Description: Coordinate and if required, provide response ministries to address battle fatigue, fear, and combat stress.

Condition: Assumes a requirement to support subordinate unit RMTs who are providing combat stress response ministries to personnel.

Standard: The supervisory RMT will assure all subordinate unit RMTs have received training in Critical Incident Stress Debriefings (CISD) techniques. It will also provide coordination to assure that appropriate ministry has been provided to 100% of the stress casualties, emergency responders, and subordinate RMT members.

Event Components:

1. Liaison w/CREDO.
2. Identify resource personnel.
3. Liaison with Combat Operations Center and medical personnel.
4. Respond as appropriate.
5. Maintain situational awareness.
6. Document RMT responses.

Related ITS:

- CHAP/RP-MIN-2602: Write a Fragmentary Order (FRAGO).

References:

- MCRP 6-11C, Combat Stress
- MCRP 6-12A, Religious Ministry Team Handbook

RMT-CARE-7012: Supervise cooperative pastoral care with other RMTs in the AOR

E-Coded: Yes

METs Supported: 4

Sustainment Interval: 12

Description: Coordinate cooperative pastoral care with other RMTs in the AOR. Utilizing the S-3, the supervisory RMT will coordinate a formal tasking for a subordinate unit to provide religious ministry support in the AOR.

Condition: Assumes a supervisory RMT overseeing subordinate deployable RMTs in an AOR and the requirement to coordinate assets in order to maximize religious ministry support.

Standard: The supervisory RMT's communication or liaison with subordinate unit RMTs must be made through appropriate channels. The RMT will coordinate religious ministry support requirements through both formal and informal means as appropriate to ensure all parties are fully informed.

Event Components:

1. Identify other deployed RMTs.
2. Identify RMT faith groups.
3. Informally notify a subordinate unit RMT of a forthcoming tasking to provide religious ministry support elsewhere in the AOR.
4. Formally task subordinate unit RMT by writing a fragmentary order (FRAGO) for S-3 release. The FRAGO formally tasks the subordinate unit to provide its RMT to support cooperative pastoral care.

Related ITS:

- CHAP/RP-EXPD-2600: Prepare an operations overlay.
- CHAP/RP-MIN-2602: Write a Fragmentary Order (FRAGO).

Reference:

- FM 101-5, Staff Organization and Operations

RMT-TRNG-7013: Provide a training program for subordinate RMTs

E-Coded: Yes

METs Supported: 5

Sustainment Interval: 12

Description: Provide a training program for subordinate RMTs.

Condition: Assumes that the regimental/MAG RMT have been tasked with overall responsibility for providing and coordinating training for subordinate unit RMTs.

Standard: The supervisory RMT is required to use the RMT Training and Readiness Manual as the basis for training subordinate unit RMTs for operational employment/deployment. The RMT will develop and coordinate a training plan for subordinate unit RMTs in conjunction with subordinate unit S-3s. The training plan shall incorporate those events trained best by the units (such as expeditionary skills) and ministry/pastoral care related events, which are best taught by a supervisory RMT. This training plan must be individually tailored to each subordinate unit RMT in order to meet unit deployment timelines. The supervisory RMT must assist each subordinate unit RMT produce a fully coordinated plan that includes tasks and events to be trained, as well as dates, locations and points of contact of those responsible for providing the needed instruction. Not less than once each month, the supervisory RMT must provide an updated calculation of the combat readiness percentage (CRP) for each of its subordinate unit RMTs, reporting it in writing to the chain of command with a courtesy copy through the chaplain coordination chain.

Event Components:

1. Identify the amount of time available before the subordinate unit RMT deploys.
2. Develop/Coordinate a training plan. Utilize unit S-3s to provide their RMTs with expeditionary skills related training. Supervisory RMTs may conduct training on ministry related skills or defer to the higher headquarters RMT to provide it.
3. Provide updates on subordinate unit RMT's combat readiness percentage.

Related ITS:

- CHAP/RP-TRNG-2603: Conduct individual training.
- CHAP/RP-TRNG-2604: Conduct collective training.

References:

- MCRP 3-0A, Unit Training Management
- MCRP 3-0B, How to Conduct Training

Miscellaneous:

As force employers, MEB and MEU Command Element RMTs are exempt from this task. They may, however, elect to conduct periodic refresher training for this event while subordinate unit RMTs are under the operational or tactical control of the MEU/MEB Commander.

RMT-MGMT-7014: Plan for use, maintenance and enhancement of equipment and facilities

E-Coded: No

METs Supported: 6

Sustainment Interval: 12

Description: Plan for the usage, maintenance, and enhancement of RM equipment and facilities.

Condition: Assumes a supervisory RMT overseeing subordinate deployable RMTs in an AOR and the responsibility for maintaining equipment and/or facilities.

Standard: The supervisory RMT will assist subordinate unit RMTs in identifying and securing the consumable and non-consumable items required to

support CRPs, both deployed and in garrison. It will also monitor supply support procedures, providing technical advice to the command concerning religious supplies. If the RMT is tasked with responsibility for upgrades to a chapel or religious education facility, it will inquire about the availability of Chapel Life Extension Program (CLEP) funds from Headquarters, Marine Corps (REL).

Related ITS:

- CHAP/RP -MGMT-2352: Identify elements of a Table of Organization and Equipment (TO&E).
- CHAP/RP -MGMT-2353: Identify logistical support requirements for RMTs.

Reference:

- MCO 1730.6, Command Religious Programs in the Marine Corps

RMT-MGMT-7015: Monitor subordinate utilization/procurement of supplies

E-Coded: Yes

METs Supported: 6

Sustainment Interval: 12

Description: Monitor subordinate RMTs' utilization and procurement of supplies using appropriate logistic systems.

Condition: Supervisory RMT overseeing subordinate deployable RMTs in an AOR.

Standard: The RMT will prepare and execute a budget and ministry plan in accordance with unit orders and will ensure that subordinate unit RMTs do the same at their parent commands. It shall also assist subordinate unit RMTs in identifying RM equipment requirements and/or shortfalls from the subordinate unit's Table of Equipment (T/E). Additionally, all RMTs within the regiment or MAG will maintain an adequate stock of religious ministry items to meet needs within their commands. This includes a requirement to maintain deployment-ready mount-out boxes of consumables items per the references. In all cases, RMTs shall utilize the Marine Corps supply system to procure supplies. The supervisory RMT shall monitor subordinate unit RMT consumption rates of religious ministry items and the flow of these supplies from the theater Point of Entry (POE) to the unit's supply section.

References:

- MCRP 6-12A, Religious Ministry Team Handbook
- MCO 1730.6, Command Religious Programs in the Marine Corps.
- MCO P4400.150, Consumer Level Supply Policy Manual

RMT-MGMT-7016: Monitor subordinate utilization of administrative systems

E-Coded: No

METs Supported: 6

Sustainment Interval: 12

Description: Monitor subordinate RMTs' utilization of appropriate administrative systems.

Condition: Supervisory RMT overseeing subordinate deployable RMTs in an AOR.

Standard: The supervisory RMT shall advise subordinate unit commanders and senior enlisted advisors on Navy performance evaluation requirements.

Related ITS:

- CHAP/RP-MGMT-2606: Identify elements of a Navy Activity Manning Document (AMD).

Reference:

- BUPERSINST 1610.10, Navy Performance Evaluation and Counseling System

3070. 8000 LEVEL COLLECTIVE EVENTS

RMT-ADV-8001: Advise, assist, and interact with civil affairs and information operations within scope of commander's intent

E-Coded: Yes

METs Supported: 1

Sustainment interval: 12

Description: Within scope of the commander's intent, advise, assist, and interact with civil-military affairs cell.

Condition: Coordinating RMT overseeing subordinate RMTs and assigned to the staff of a larger force in an expeditionary, joint or coalition environment. The RMT has been designated as the appropriate coordinating authority to civil affairs within the AO.

Standard: The coordinating RMT must demonstrate understanding of the commander's intent for interaction with Civil-Military Affairs Operations Center (CMOC). The coordinating RMT also ensures that subordinate unit RMTs are prepared for liaison taskings with civilian religious leaders. They will also insure that subordinate unit RMTs have debriefed their commands after the liaison visit is complete.

Event Components:

1. Understand role & function of civil affairs.
2. Research/Assess AOR.
3. Plan to accompany unit representatives to meetings with local community leaders. If a subordinate unit RMT has been tasked with actually conducting the liaison visit, the coordinating RMT assists in preparing them.
4. Provide impressions upon debrief.

Related ITS:

- CHAP/RP-MIN-2900: Develop a Religious Ministry Support Plan.

References:

- MCWP 3-33.1, Marine Air-Ground Task Force Civil-Military Operations
 - Joint Pub 3-57, Joint Doctrine for Civil-Military Operations
-

RMT-EXPD-8002: Monitor RMT security in the AOR

E-Coded: Yes

METs Supported: 2

Sustainment Interval: 12

Description: The coordinating RMT monitors the overall security posture of subordinate unit RMTs. The RMT also maintains liaison with its command force protection section in order to tailor RMT security training to the latest available information on potential threats in the AOR.

Condition: Assumes that subordinate unit RMTs at the regimental/MAG level are tasked with providing RMT security training at the battalion/squadron level.

Standard: The RMT must ensure that current information on potential threats is integrated into ongoing RMT planning and training. The RMT shall liaison with the G-2 and the command force protection section to provide resources and subject matter expertise to the regimental/MAG RMTs tasked with actually providing security training.

Related ITS:

- RP-EXPD-2013: Provide security during a field worship.

References:

- MCRP 3-34.1, Military Police in Support of the MAGTF
- FMFM 6-5, Marine Rifle Squad
- FM 19-10, Military Police Law and Order Operations

Range Requirement:

Appropriate training area

RMT-MIN-8003: Synchronize specific faith group coverage in expeditionary environment

E-Coded: No

METs Supported: 3

Sustainment Interval: 12

Description: Coordinate specific faith group coverage in expeditionary environment.

Condition: Assumes a requirement to synchronize faith group coverage in the AOR and communications assets.

Standard: The supervisory RMT's religious ministry support requirements must be coordinated, through formal and informal means as appropriate. Communication or liaison with higher, parallel and subordinate unit RMTs must be made through the appropriate channels.

Event components:

1. Identify RMT faith groups in the AOR.
2. If religious ministry support is to be provided from a subordinate unit RMT, informally notify them of a forthcoming tasking elsewhere in the AOR. Follow up with a formal tasking to subordinate unit RMT by writing a fragmentary order (FRAGO) for G-3 (Battle Major) release. FRAGO tasks the subordinate unit to provide its RMT.
3. If religious ministry support is to be provided by a parallel or higher headquarters RMT, informally request assistance. Follow-up with formal request via naval message the G-3.

Related ITS:

- CHAP/RP-MIN-2900: Develop a Religious Ministry Support Plan.
- CHAP/RP-MGMT-2904: Determine religious ministry support (RMS) manpower requirements in combat operations.

References:

- MCWP 3-40.8, Componency

- Joint Pub 0-2, Unified Action Armed Forces (UNAAF)
- MCWP 3-1, Marine Corps Planning Process
- FM 101-5, Staff Organization and Operations

RMT-MIN-8004: Synchronize and coordinate religious ministry with other U.S./coalition RMTs

E-Coded: Yes

METs Supported: 3

Sustainment Interval: 12

Description: Coordinate and direct religious ministry with other U.S./coalition RMTs.

Condition: Assumes a requirement to synchronize/coordinate religious ministry support with joint and coalition RMTs. In order to provide the full range of required religious ministry support in the AOR, the RMT tasks subordinate unit RMTs and requests support from parallel and higher headquarters RMTs.

Standard: The RMT must demonstrate understanding of the organization of the coalition/joint force. Communication or liaison with subordinate, parallel or higher echelon RMTs must be accomplished through the appropriate channels. The coordinating RMT will insure that religious ministry support requirements been have coordinated through formal and informal means as appropriate.

Related ITS:

- CHAP/RP-MIN-2900: Develop a Religious Ministry Support Plan.

References:

- Joint Pub 0-2, Unified Action Armed Forces (UNAAF)
- MCRP 6-12A, Religious Ministry Team Handbook
- Joint Pub 1-05, Religious Ministry Support for Joint Operations
- FM 101-5, Staff Organization and Operations

RMT-MIN-8005: Plan and synchronize religious ministry support in the area of operations via the Marine Corps Planning Process (MCP)

E-Coded: Yes

METs Supported: 3

Sustainment Interval: 18

Description: Plan ministry in the area of operations via the Marine Corps Planning Process in conjunction with G3 Current Operations, G3 Future Operations, G4 Logistics, and G5 Plans sections.

Condition: Assumes mission tasking from higher headquarters and commander's initial guidance.

Standard: The coordinating RMT will participate in and provide advice on the impact of religious factors on planned operations during the Mission Analysis and Course of Action (COA) phases of MCP. As appropriate, it will also contribute a staff estimate during the COA War Game phase and be present for

the commander's COA decision brief. During the orders development phase, the RMT shall incorporate information outputs from the COA decision brief into the development of religious ministry appendix to the operations order (Appendix 6 to Annex E). Finally, the RMT will provide continuous updates to subordinate unit RMTs during all phases of MCPP to support parallel planning and rehearsals, making sure that the command's operations security (OPSEC) and information security (INFOSEC) procedures have been observed.

Related ITS:

- CHAP/RP-MIN-2900: Develop a Religious Ministry Support Plan.

References:

- MCWP 3-1, Marine Corps Planning Process
- FM 101-5, Staff Organization and Operations
- MCRP 6-12A, Religious Ministry Team Handbook
- Joint Pub 1-05, Religious Ministry Support for Joint Operations

RMT-MIN-8006: Plan short-term movement of RMTs

E-Coded: No

METs Supported: 3

Sustainment Interval: 12

Description: Plan/Monitor short-term movement of RMTs in order to provide support to subordinate units.

Condition: In order to meet worship service requirements, the RMT provides coordination to facilitate the temporary movement of a subordinate unit RMT to two outlying operating bases before returning to the point of origination.

Standard: The coordinating RMT's request for movement of the subordinate unit RMT must be coordinated through formal and informal means. It will first informally coordinate with the outlying operating bases, then write a draft fragmentary order (FRAGO) for issue by G-3 to formally notify all commands involved. The coordinating RMT shall ensure that the subordinate RMT being moved adheres to relevant tactical SOPs for point-to-point vehicle movement.

Event Components:

1. Identify the subordinate unit RMT to be temporarily moved.
2. Informally notify subordinate unit RMT of a forthcoming tasking to provide religious ministry support elsewhere in the AOR.
3. Follow up with a formal tasking to subordinate unit RMT by writing a fragmentary order (FRAGO) for S-3 release. FRAGO tasks the subordinate unit to provide its RMT and notifies commands that the RMT is enroute to their location.

Related ITS:

- CHAP/RP-MIN-2900: Develop a Religious Ministry Support Plan.

References:

- MCWP 3-1, Marine Corps Planning Process
- MCRP 4-11.3F, Convoy Operations
- FM 101-5, Staff Organization and Operations

- FMFM 6-5, Marine Rifle Squad

RMT-MIN-8007: Request combat casualty replacements for chaplains and RPs

E-Coded: Yes

METs Supported: 3

Sustainment Interval: 12

Description: Request combat casualty replacements for chaplains and RPs through command channels.

Condition: Assumes to a requirement to obtain combat replacements for chaplains and RPs who become casualties.

Standard: The coordinating RMT shall forward combat replacement requests to the G1 Manpower Section and follow-up on its status regularly. The RMT will provide orientation to replacement chaplains and RPs upon their arrival in the AOR and provide ministry to other non-RMT replacement personnel who are arriving in the AOR.

Related ITS:

- CHAP/RP-MGMT-2904: Determine religious ministry support (RMS) manpower requirements in combat operations.

RMT-MIN-8008: Develop RMT Tactical Standard Operating Procedures (TACSOP)

E-Coded: No

METs Supported: 3

Sustainment Interval: 24

Description: Develop RMT Tactical Standard Operating Procedures (TACSOP).

Condition: Assumes the need to minimize the size of an operations order by relocating standardized religious ministry tasks into a separate document.

Standard: The coordinating RMT will develop a TACSOP for its subordinate unit RMTs in order to standardize routine RMT tasks and procedures. It also reduces the size of the Appendix 6 to Annex E of the unit Operations Order. Procedures to be included in the TACSOP may include, but is not limited to the following: movement and transportation of RMTs; critical information requirements (i.e., senior chaplain/RP wake-up criteria); mass casualty response; RMT involvement with Civil-Military Operations Center or Information Operations cells; pastoral care to enemy prisoner of war, detainees, refugees and displaced persons; requesting inter-service and coalition religious ministry support; religious ministry supply procedures and stocking requirements; requesting combat casualty replacements for chaplains and RPs; and reporting requirements for RMTs.

Event Components:

1. Determine which procedures should be standardized.
2. Develop draft TACSOP.
3. Staff to RMTs at the next higher headquarters, at parallel commands and to major subordinate units for comments.

4. Incorporate changes and publish final TACSOP for staff chaplain's signature.
5. Train subordinate unit RMTs on TACSOP.

References:

- FM 1-05, Religious Support
 - MCRP 6-12A, Religious Ministry Team Handbook
 - FM 101-5, Staff Organization and Operations
-

RMT-CARE-8009: Coordinate pastoral care to enemy prisoners of War (EPWs)

E-Coded: No

METs Supported: 4

Sustainment Interval: 12

Description: Plan and coordinate pastoral care to enemy prisoners of war (EPWs).

Condition: Assumes a mission to coordinate pastoral care to enemy prisoners of war (EPWs) and command approval to do so.

Standard: The coordinating RMT will insure that subordinate unit RMTs are providing for the religious needs of EPWs being met in accordance with the Geneva Convention protocols. This includes, but is not limited to, aligning RMT assets to provide ministry to EPWs, liaison with civilian religious leaders and religious non-governmental and private voluntary organizations.

Event Components:

1. Obtain commander's approval.
2. Review procedures on treatment of EPWs.
3. Assess the needs of EPWs.
4. Coordinate with G-2/G-3/G-4, Civil Affairs, PAO, SJA and I/O cells. As appropriate and only after prior consultation with Civil Affairs, consult with faith-based NGOs/PVOs/IGOs.
5. Review appropriate responses.
6. Develop a draft plan for commander's decision.
7. If approved, cross-walk plan among all staff sections and external agencies.
8. Disseminate plan to subordinate unit RMTs for execution.
9. Provide continuous monitoring.

Related ITS

- CHAP/RP-MIN-2900: Develop a Religious Ministry Support Plan.
- CHAP/RP-MGMT-2902: Conduct inspections.
- CHAP/RP-MGMT-2904: Determine religious ministry support (RMS) manpower.

References:

- Geneva Convention relative to the Treatment of Prisoners of War (21 October 1950)
- MCRP 4-11.8C, Enemy Prisoners of War and Civilian Internees
- MCRP 3-34.1, Military Police in Support of the MAGTF
- MCRP 6-12A, Religious Ministry Team Handbook
- Joint Pub 1-05, Religious Ministry Support for Joint Operations

RMT-CARE-8010: Monitor and coordinate religious support for refugees, displaced persons, evacuees and other authorized personnel in the AOR

E-Coded: No

METs Supported: 4

Sustainment Interval: 12

Description: Plan and coordinate religious support for refugees, displaced persons, evacuees and other authorized personnel in the AOR.

Condition: Assumes a mission to provide or supervise pastoral care to refugees, displaced persons, evacuees and other authorized personnel and the command approval to do so.

Standard: The RMT must understand the Commander's intent with respect to meeting the religious needs of refugees, displaced persons, evacuees and other authorized personnel. The religious needs of refugees, displaced persons, evacuees must be met in accordance with the Geneva Convention protocol. The coordinating RMT must also assure continuous coordination with the Marine Rear Area Commander and/or the Joint Rear Area Commander/Coordinator. Additionally, the RMT shall also provide regular updates to the higher headquarters' RMT/UMT.

Event Components:

1. Obtain commander's approval.
2. Review procedures on treatment of EPWs.
3. Assess the needs of refugees, displaced persons and compare against available religious ministry assets.
4. Coordinate with G-2/G-3/G-4, Civil Affairs, PAO, SJA and I/O cells. As appropriate and only after prior consultation with Civil Affairs, consult with faith based NGOs/PVOs.
5. Review appropriate responses.
6. Develop a draft plan for commander's decision.
7. If approved, cross-walk plan among all staff sections and affected external commands/agencies.
8. Disseminate plan to subordinate unit RMTs for execution.
9. Provide continuous monitoring.

Related ITS:

- CHAP/RP-MIN-2900: Develop a Religious Ministry Support Plan.
- CHAP/RP-MGMT-2902: Conduct inspections.
- CHAP/RP-MGMT-2904: Determine religious ministry support (RMS) manpower in combat operations.

References:

- MCRP 4-11.8C, Enemy Prisoners of War and Civilian Internees
- MCWP 3-33.1, Marine Air-Ground Task Force Civil-Military Operations
- MCWP 3-41.1, Rear Area Operations
- Joint Pub 3-07.6, Joint Tactics, Techniques and Procedures for Foreign Humanitarian Assistance
- Geneva Convention relative to the Protection of Civilian Persons in Time of War (21 October 1950)

RMT-CARE-8011: Coordinate mass casualty ministry response

E-Coded: No

METs Supported: 4

Sustainment Interval: 12

Description: Monitor or if appropriate, coordinate mass casualty response ministries of subordinate unit RMTs.

Condition: Assumes that the Division/Wing/FSSG staff is tasked as the primary coordinating authority for the mass casualty incident.

Standard: The coordinating RMT will insure that all subordinate command RMTs have their roles integrated into the their unit's mass casualty response plans. Subordinate unit RMTs will execute their mass casualty response ministry in conjunction with their unit medical and administrative sections. The Division/Wing/FSSG headquarters RMT will provide overall coordination so that RMTs are available at the incident site, family reception areas, responder rest areas and the Tactical Operations Center or Emergency Operations Center (TOC/EOC). It must also insure that subordinate unit RMTs are also included in the debrief process.

Event Components:

1. Identify resource personnel.
2. Liaison with Combat or Emergency Operations Center, medical personnel, and civilian aid providers.
3. Respond as appropriate.
4. Maintain situational awareness.
5. Document RMT responses.

References:

- MCRP 6-12A, Religious Ministry Team Handbook
 - Joint Pub 1-05, Religious Ministry Support for Joint Operations
-

RMT-CARE-8012: Coordinate combat stress response ministries

E-Coded: No

METs Supported: 4

Sustainment Interval: 12

Description: Monitor or if appropriate, coordinate response ministries to address battle fatigue, fear, and combat stress.

Condition: Assumes requirement to centrally manage combat stress response ministries at the division/wing/FSSG headquarters level.

Standard: The coordinating RMT will monitor subordinate unit RMT training in Critical Incident Stress Debriefings (CISD) techniques. As required, the Division/ Wing/FSSG headquarters RMT will coordinate and/or provide CISD training for subordinate unit RMT personnel. It will also monitor the situation to insure that subordinate unit RMTs have provided appropriate ministry has been provided to 100% of the stress casualties, emergency responders and subordinate RMT members. Finally, the coordinating RMT shall be prepared to compile documentation of subordinate unit RMT responses.

Event Components:

1. Liaison w/CREDO.
2. Liaison with Combat Operations Center, medical personnel, and civilian aid organizations.
4. Respond as appropriate.
5. Provide continuous monitoring of the situation, aligning RMT resources as appropriate to the need.
6. Document RMT responses.

References:

- MCRP 6-12A, Religious Ministry Team Handbook
- MCO 1730.6, Command Religious Programs in the Marine Corps
- Joint Pub 1-05, Religious Ministry Support for Joint Operations

RMT-CARE-8013: Coordinate and synchronize cooperative pastoral care ministry with other joint and coalition RMTs

E-Coded: Yes

METs Supported: 4

Sustainment interval: 12

Description: Coordinate and synchronize cooperative pastoral care ministry with other RMTs. Utilizing the S-3, the Division/Wing/FSSG headquarters RMT will coordinate a formal tasking for a subordinate unit to provide religious ministry support in the AOR.

Condition: Assumes a requirement to synchronize/coordinate cooperative pastoral care with other RMTs in an expeditionary, joint or coalition environment and availability of communications assets.

Standard: The coordinating RMT's communication or liaison with subordinate unit RMTs must be made through appropriate channels. The RMT will coordinate and synchronize religious ministry support requirements through a combination of both formal and informal means as appropriate.

Event Components:

1. Identify other deployed RMTs.
2. Identify RMT faith groups.
3. Liaison with rear support area RMTs.
4. Conduct planning meetings when possible.
5. Informally notify a subordinate unit RMT of a forthcoming tasking to provide religious ministry support elsewhere in the AOR.
6. Formally task subordinate unit RMT by writing a fragmentary order (FRAGO) for S-3 release. The FRAGO tasks the subordinate unit to provide its RMT.

Related ITS:

- CHAP/RP-MIN-2900: Develop a Religious Ministry Support Plan.

References:

- MCWP 3-1, Marine Corps Planning Process
- FM 101-5, Staff Organization and Operations
- Joint Pub 1-05, Religious Ministry Support for Joint Operations
- MCRP 6-12A, Religious Ministry Team Handbook
- MCO 1730.6, Command Religious Programs in the Marine Corps

RMT-TRNG-8014: Train RMTs to evaluate conscientious objector applications, immunization waivers, and humanitarian transfer requests

E-Coded: No

METs Supported: 4

Sustainment Interval: 12

Description: Train RMTs to evaluate conscientious objection applications, immunization waivers, and humanitarian transfer applications.

Condition: Assumes a requirement on the part of subordinate unit RMTs to receive training on evaluating conscientious objection applications, immunization waivers, and humanitarian transfer applications.

Standard: The coordinating RMT is required to provide training to subordinate unit RMT per the references.

Event Components:

1. Review current directives.
2. Identify resources.
3. Schedule and deliver training.

References:

- MCRP 6-12A, Religious Ministry Team Handbook
- SECNAVINST 1730.8, Accommodation of Religious Practices
- BUMEDINST 6230.15, Immunizations and Chemoprophylaxis
- MCO 1306.1E, Conscientious Objectors

Miscellaneous:

As force employers, MEF Command Element RMTs are exempt from this task.

RMT-TRNG-8015: Train subordinate RMTs on unit training Management (UTM)

E-Coded: Yes

METs Supported: 5

Sustainment Interval: 12

Description: Train subordinate supervisory RMTs on UTM.

Condition: Assumes subordinate supervisory RMTs who require training in UTM in order to devise and manage their own training programs.

Standard: Per the references, the coordinating RMT must provide training to subordinate supervisory RMTs on the techniques of effective training and the methods of training management per the references. This includes the development of training plans and schedules, conducting battle drills, tracking the progress of subordinate unit RMT training, and the submission of training reports. This event is complete when all subordinate supervisory RMTs have developed and instituted coordinated training plans for their subordinate unit RMTs. The RMT Training and Readiness Manual must be used as the basis for training and assessment of subordinate unit RMTs at all levels.

References:

- MCRP 3-0A, Unit Training Management

- MCRP 3-0B, How to Conduct Training

Miscellaneous:

As force employers, MEF Command Element RMTs are exempt from this task.

RMT-TRNG-8016: Certify subordinate unit RMTs

E-Coded: Yes

METs Supported: 5

Sustainment Interval: 12

Description: Certify subordinate unit RMTs for operational employment/deployment.

Condition: Assumes regimental/MAG RMTs who are tasked with providing or coordinating training for battalion/squadron RMTs preparing for operation employment/deployment. A battalion/squadron RMT has completed the pre-deployment training plan that has been coordinated for them by the regimental/MAG RMT.

Standard: The division/Wing/FSSG headquarters RMT must use the RMT T&R Manual as the basis for certifying the battalion/squadron RMT ready to deploy. The coordinating RMT conducts a performance based certification assessment that the deploying RMT must complete to standard. The standard is assessed on a "pass/no-pass" criteria. The coordinating RMT may also conduct an administrative inspection in conjunction with the performance assessment. This inspection, however, shall not take the place of a certifying assessment.

Event Components:

1. Establish date and location for certification assessment.
2. Identify personnel and resources required to conduct the assessment.
3. Publish in advance the events that will comprise the certification assessment as well as the pass/no-pass criteria.
4. Coordinate with G-3 training, subordinate command and subordinate unit RMTs.
5. Conduct certification assessment.
6. Debrief deploying RMT and chain of command.
7. Schedule remediation as required.
8. Draft after action review and letter of certification for deploying unit via the chain of command.

Related ITS:

- CHAP/RP-MGMT-2902: Conduct inspections.
- CHAP/RP-MGMT-2903: Conduct a performance evaluation to assess the readiness.

References:

- MCRP 3-0B, How to Conduct Training
- MCRP 3-0A, Unit Training Management
- MCO 5040.6, Marine Corps Inspections

Miscellaneous:

As force employers, MEF Command Element RMTs are exempt from this task.

RMT-MGMT-8017: Supervise staff performance

E-Coded: Yes

METs Supported: 6

Sustainment Interval: 12

Description: Supervise and monitor staff performance. This includes identifying, obtaining, coordinating, and monitoring total force requirements and the professional development of active-duty and reserve RMT personnel.

Condition: Assumes requirement to supervise and evaluate the performance of military, civilian and contact staff.

Standard: The coordinating RMT shall ensure that subordinate unit RMTs have completed training requirements. It will also conduct periodic evaluations/inspections of subordinate unit RMTs.

Related ITS:

- CHAP/RP-MGMT-2902: Conduct inspections.

Reference:

- MCO 1730.6, Command Religious Programs in the Marine Corps

CHAPTER 4

MARINE RELIGIOUS PROGRAM SPECIALIST (RP) INDIVIDUAL TRAINING

	<u>Paragraph</u>	<u>Page</u>
PURPOSE.....	4000	4-1
EVENT CODING.....	4010	4-1
MARINE RELIGIOUS PROGRAM SPECIALIST.....	4020	4-2
RP EXPEDITIONARY SKILLS COURSE (CREST-RP).....	4030	4-5
INDEX OF INDIVIDUAL EVENTS BY LEVEL.....	4040	4-6
INDEX OF INDIVIDUAL EVENTS BY DUTY AREA.....	4050	4-10
1000 LEVEL RP INDIVIDUAL EVENTS.....	4060	4-15
2000 LEVEL RP BATTALION INDIVIDUAL EVENTS.....	4070	4-55
2000 LEVEL RP BATTALIOIN INDIVIDUAL EVENTS ALSO PERFORMED..... BY CHAPLAINS (2300)	4080	4-62
2000 LEVEL RP REGIMENTAL INDIVIDUAL EVENTS (2400).....	4090	4-82
2000 LEVEL RP REGIMENTAL INDIVIDUAL EVENTS ALSO PERFORMED..... BY CHAPLAINS (2600)	4100	4-83
2000 LEVEL RP DIVISION INDIVIDUAL EVENTS ALSO PERFORMED..... BY CHAPLAINS (2900)	4100	4-87

CHAPTER 4

INDIVIDUAL TRAINING

4000. PURPOSE

This chapter includes all individual training events for the RP. Entry-level (1000-level events) requirements are taught at the RP Expeditionary Skills Course (CREST-RP). Core-plus (2000-level events) are taught at a formal learning center or through military on-the-job training.

4010. EVENT CODING

Events in the T&R manual are depicted with a 12 character alphanumeric system, i.e., xxxx-xxxx-xxxx. This chapter uses the following methodology for individual events:

1. Field one - This field is RP for all individual RP events:

<u>Field</u>	<u>Relevant group or description</u>	<u>Example</u>
RP	Religions Programs	RP-xxxx-xxxx

2. Field two - Letters. Events are associated functional areas using a letter code. The functional areas are as follows:

<u>Field</u>	<u>Description</u>	<u>Example</u>
FLD	Field Skills	RP-FLD-xxxx
MIN	Ministry Skills	RP-MIN-xxxx
INFO	General Military Knowledge	RP-INFO-xxxx
ORG	Marine Corps Organization	RP-ORG-xxxx
MART	Marine Corps Martial Arts (MCMAP) Tan Belt Curriculum	RP-MART-xxxx
MED	First Aid	RP-MED-xxxx
NBC	Nuclear, Biological Chemical Defense	RP-NBC-xxxx
STF	Staff and Administrative Skills	RP-STF-xxxx
PT	Physical Conditioning	RP-PT-xxxx
CARE	Pastoral Care	RP-CARE-xxxx
TRNG	Training	RP-TRNG-xxxx
EXPD	Expeditionary Skills	RP-EXPD-xxxx
MGMT	Management Skills	RP-MGMT-xxxx

3. Field three - Numbers. This field provides numerical sequencing and distinguishes at what level a task is performed.

<u>Position</u>	<u>Sequence beginning</u>	<u>Example</u>
Battalion RP	2000	RP-FLD-2001
Battalion RP (also Performed by Chaplain)	2300	RP-MED-2320
Regimental RP	2400	RP-NBC-2405
Regimental RP (also Performed by Chaplain)	2600	RP-CARE-2602

Division RP	2700	RP-INFO-2717
Division RP (also Performed by Chaplain)	2900	RP-TRNG-2940

4020. MARINE RELIGIOUS PROGRAM SPECIALIST (RP)

1. Billet Description. A RP is a Sailor who supports chaplains in providing religious ministry and implementing the command religious program. RPs are combatants.

2. Core Skills. The following core skills are identified for RPs assigned to the operating forces:

- a. Provide personal security for the Chaplain in a field environment.
- b. Provide religious ministry support to the Chaplain in garrison and in a field environment.
- c. Determine logistical requirements for the Religious Ministry Team (RMT) utilizing the Marine Corps supply system.
- d. Serve as a tactical driver for the RMT.
- e. Maintain the RMT's serialized equipment and mount-out supplies in preparation for embarkation.
- f. Maintain weapon(s) qualification.
- g. Assist in administrating the Lay Leader Program in a field environment.
- h. Provide support for counseling sessions in a field environment.
- i. Coordinate unit visits in a field environment enabling the Chaplain to provide ministry and pastoral care.
- j. Support personal and family readiness programs.

3. Billet Applicability, Marine Operating Forces. The basic duties and core skills for all RPs assigned within the MAGTF are similar. As RPs are assigned to higher-level staffs, their duties are expanded. Additional duties and responsibilities are discussed below.

a. Duties and responsibilities for RPs assigned to the following billets are listed above:

1. Infantry Battalion
2. Artillery Battalion
3. Headquarters Battalion
4. Headquarters and Service Battalion
5. Light Armored Reconnaissance Battalion
6. Combat Engineer Battalion
7. Amphibious Assault Vehicle Battalion
8. Combat Assault Battalion
9. Tank Battalion

10. Marine Wing Support Squadron
11. Supply Battalion
12. Transportation Support Battalion
13. Engineer Support Battalion
14. Maintenance Battalion
15. Communications Battalion
16. Radio Battalion
17. Chemical Biological Incident Response Force
18. Marine Security Force Battalion
19. Anti-Terrorism Battalion
20. Marine Expeditionary Unit (MEU) Service Support Group (MSSG)
21. MEU Aviation Combat Element (ACE)
22. Combat Service Support Detachment

b. In addition to the duties and responsibilities listed in paragraph above, RPs assigned to the following units must also be capable of providing mentoring, supervision, training, and guidance to subordinate unit RMTs:

1. Infantry Regiment
2. Artillery Regiment
3. Marine Aircraft Group
4. Marine Wing Support Group
5. Marine Air Control Group
6. Marine Expeditionary Force Headquarters Group (MHG)/Marine Expeditionary Brigade (MEB)

Since both the size and organization of RMTs assigned in MAGs varies, the scope of responsibilities for some MAG RPs may be more like that of battalion and squadron RPs. MAG RPs should consult with the Wing RP to determine whether they should adhere to battalion/squadron training requirements instead of those for regiments/MAGs.

c. For RPs assigned to the following units or billets, their duties and responsibilities encompass those listed for both groups as described in preceding sections of paragraph 3. Additionally, they must be able to conduct inspections and operational readiness assessments, synchronize religious support in an area of operations, and perform battle staff functions to ensure that religious ministry assets are postured at the correct time and place to care for military members and other authorized personnel.

1. Marine Expeditionary Force (MEF) (Senior Enlisted Leader and Leading Petty Officer, if assigned)
2. Marine Division Chaplain (Division Leading Chief Petty Officer, and Leading Petty Officer, and Training Petty Officer, if assigned)
3. Marine Air Wing (Wing Leading Chief Petty Officer, and Leading Petty Officer, and Training Petty Officer, if assigned)
4. Force Service Support Group (Group Leading Chief Petty Officer, and Leading Petty Officer, and Training Petty Officer, if assigned)

This manual does not address specific training requirements for RPs assigned to the following billets:

1. Marine Force (MARFOR) RP
2. Joint Special Operations Task Force (JSOTF) RP/Chaplain Assistant
3. Joint Psychological Operations Task Force (JPOTF) RP/Chaplain Assistant
4. Joint Civil-Military Operations Task Force (JCMOTF) RP/Chaplain Assistant
5. Joint Task Force (JTF) Chaplain RP/Chaplain Assistant
6. Joint Force Land Force Component Commander (JFSC) RP/Chaplain Assistant
7. Joint Force Commander RP/Chaplain Assistant

RPs assigned to these staffs may elect to follow the training requirements specified for MEF/division/wing/FSSG headquarters RPs.

4. Billet Applicability, Marine Supporting Establishment. In order to support the global sourcing of RPs to fill operational needs, the training requirements contained in this manual also apply to RPs assigned to the Marine Supporting Establishment. In accordance with reference (a) however, commanders of supporting establishment units retain the right to waive applicability of these standards to RPs under their cognizance if they determine that training to operating force standards cannot be supported in addition to their primary responsibilities.

a. For RPs assigned to the following units, their duties and responsibilities are listed in paragraph 3a, above. Unless specifically exempted by their Commanding Officer, they are required to train to the same individual standards as a Marine assigned to an Operating Force battalion or squadron RMT.

1. Marine Corps Base Headquarters and Service Battalion
2. Marine Corps Air Station Headquarters and Headquarters Squadron
3. Marine Corps Logistics Base Headquarters and Service Battalion
4. Recruit Training Battalion
5. Weapons and Field Training Battalions
6. Recruit Support Battalion
7. Officer Candidate School
8. The Basic School
9. School of Infantry
10. Marine Aviation Training Support Group
11. Mountain Warfare Training Center
12. Marine Corps Detachment, Fort Leonard Wood

b. In addition to the duties and responsibilities listed in paragraph 4a, RPs assigned to the following units or billets must also be capable of providing mentoring, supervision, training, and guidance to subordinate unit RMTs. Unless specifically exempted by their Commanding Officer, they are required to train to the same standards as a Marine assigned to an Operating Force regiment or MAG RMT.

1. Marine Recruit Training Regiment
2. CREST (permanent instructor staff)
3. Marine Corps Combat Development Command
4. Leading Petty Officer, Marine Corps Base
5. Leading Petty Officer, Marine Corps Air Station

6. Leading Petty Officer, Recruit Depot
7. Leading Petty Officer, MAGTF Training Center

c. For RPs assigned to the following billets, their duties and responsibilities are listed in paragraphs 4a and b, above. Additionally, they must be able to conduct inspections and operational readiness assessments, synchronize ministry in an area of operations, and perform battle staff functions to ensure that religious ministry assets are postured at the correct time and place to care for military members and other authorized personnel. Unless specifically exempted by their Commanding General, they are required to train to the same standards as a Marine assigned to the Operating Force MEF, division, wing or FSSG headquarters RMT.

1. Leading Chief Petty Officer, Marine Corps Base
2. Leading Chief Petty Officer, Marine Corps Air Station
3. Leading Chief Petty Officer, Recruit Depot
4. Leading Chief Petty Officer, MAGTF Training Center

4030. RP Expeditionary Skills Course (CREST-RP)

1. Purpose. This course of instruction is designed to train RPs in the skills necessary for competent performance of ministry in an expeditionary environment.

2. Scope. Emphasis is on general military subjects, individual and small unit tactics, military drills, physical training/conditioning, field ministry support, logistics and supply in the field, and religious aspects of specialized warfare operations. Students also receive weapons familiarization to include field stripping, cleaning, assembling and firing each of the applicable Table of Organization (T/O) weapons.

3. Duration. CREST-RP is 35 training days in length (approximately 7 calendar weeks) and is taught 6 times per year.

4040. INDEX OF INDIVIDUAL EVENTS FOR THE RP (By Level)

Event Code	Event	Page Number
	1000 LEVEL	
RP-ORG-1001	Identify the rank and rate structure of USMC/USN personnel	4-15
RP-ORG-1002	Identify the organizational structure and chain of command within the Marine Corps	4-15
RP-ORG-1003	Identify the elements and generic employment mission of a Marine Air/Ground Task Force (MAGTF)	4-15
RP-ORG-1004	Explain Marine Corps leadership	4-16
RP-ORG-1005	Wear the Marine Corps combat utility uniform	4-16
RP-ORG-1006	Maintain clothing and equipment	4-17
RP-ORG-1007	Stand a personnel inspection	4-17
RP-ORG-1008	Maintain a professional personal appearance	4-18
RP-ORG-1009	Participate in unit drill (platoon level)	4-18
RP-ORG-1010	Participate in a patrol	4-18
RP-ORG-1011	Execute fire team formations	4-19
RP-FLD-1012	Execute squad formations	4-19
RP-FLD-1013	Communicate using hand and arm signals	4-20
RP-FLD-1014	React to antipersonnel devices	4-20
RP-FLD-1015	Engage targets with and grenades	4-21
RP-FLD-1016	Camouflage self and equipment	4-22
RP-FLD-1017	Construct fighting positions	4-22
RP-FLD-1018	Participate in squad-sized attacks	4-23
RP-FLD-1019	Participate in squad-sized defense	4-23
RP-FLD-1020	Perform basic map reading	4-24
RP-FLD-1021	Perform land navigation with a map and compass	4-25
RP-FLD-1022	Prepare an AN/PRC 119 field radio set for operation	4-25
RP-FLD-1023	Communicate using an AN/PRC 119 radio	4-26
RP-FLD-1024	State the elements of a five-paragraph order	4-26
RP-FLD-1025	Prepare individual combat equipment for tactical operations	4-27
RP-FLD-1026	Erect basic individual shelters	4-27
RP-FLD-1027	Perform weapons handling procedures with M9 service pistol	4-28
RP-FLD-1028	Maintain the M9 service pistol	4-28
RP-FLD-1029	Fam-fire the M9 service pistol	4-29
RP-FLD-1030	Perform weapons handling procedures with M16A2 service rifle	4-29
RP-FLD-1031	Maintain the M16A2 service rifle	4-30
RP-FLD-1032	Fam-fire the M16A2 service rifle	4-30
RP-FLD-1033	Cook a Meal, Ready-to-Eat (MRE)	4-31
RP-FLD-1034	Assemble a survival kit	4-32
RP-FLD-1035	Apply the acronym "SURVIVAL"	4-32
RP-FLD-1036	Perform unaided day and night observation techniques	4-33
RP-FLD-1037	Execute individual movement in an urban environment	4-33
RP-FLD-1038	Embark/Debar from troop movement systems	4-34
RP-FLD-1039	Embark/Debar from helicopter	4-34
RP-FLD-1040	Construct field expedient antennas	4-35
RP-FLD-1041	Perform combat water survival skills	4-35

Event Code	Event	Page Number
RP-FLD-1042	Perform individual field hygiene	4-36
RP-NBC-1043	Maintain the M40 field protective mask	4-36
RP-NBC-1044	Decontaminate skin and personal equipment	4-37
RP-NBC-1045	Don the M40 field protective mask with hood	4-37
RP-NBC-1046	Don individual protective clothing to MOPP 4	4-38
RP-NBC-1047	Exchange MOPP gear	4-39
RP-MIN-1048	Implement a Command Religious Program (CRP) for a combat environment	4-39
RP-MIN-1049	Facilitate ministry in a combat environment	4-40
RP-MIN-1050	Support ministry in military operations other than war (MOOTW)	4-40
RP-MIN-1051	Support ministry to enemy prisoners of war (EPW), civilian detainees, and detained personnel	4-41
RP-MIN-1052	Coordinate faith group specific coverage in the area of operations	4-42
RP-MIN-1053	Establish liaison with Religious Ministry Teams in the area of operations	4-42
RP-MIN-1054	Support field worship	4-42
RP-MIN-1055	Support mortuary affairs	4-43
RP-MIN-1056	Support pastoral care in a mass casualty situation	4-44
RP-MIN-1057	Support pastoral care to a Marine/Sailor experiencing combat trauma/stress	4-44
RP-MIN-1058	Support pastoral counseling in combat	4-45
RP-MIN-1059	Prepare Religious Ministries Appendices	4-45
RP-STF-1060	Identify the role of the RMT in personal and family readiness programs	4-46
RP-STF-1061	Prepare brief for the commander on religious practices and traditions in a given area of operations	4-46
RP-STF-1062	Develop the CRP budget	4-47
RP-STF-1063	Identify logistical support requirements for Religious Ministry Teams (RMTs)	4-47
RP-MART-1064	Participate in Marine Corps Martial Arts Program (MCMAP) Tan Belt training	4-48
RP-PT-1065	Participate in conditioning hikes	4-48
RP-PT-1066	Perform water purification for individual use	4-49
RP-MED-1067	Perform care of the feet	4-49
RP-MED-1068	Evacuate a casualty	4-50
RP-MED-1069	Control hemorrhage	4-50
RP-MED-1070	Apply a splint to a fracture	4-50
RP-MED-1071	Treat for shock	4-51
RP-MED-1072	Manage chemical agent casualties	4-51
RP-INFO-1073	Explain the obligations of a Prisoner of War (POW)	4-52
RP-INFO-1074	Explain the nine principles of the Law of War	4-52
RP-INFO-1075	Explain the six articles of the Code of Conduct	4-53
RP-INFO-1076	Identify significant events in Marine Corps history	4-53
RP-INFO-1077	Explain the rights of the Prisoner of War (POW)	4-54
	2000 LEVEL	
RP-FLD-2003	Engage targets with the M16A2 service rifle at the sustained rate	4-55
RP-FLD-2004	Qualify with Table of Organization (T/O) weapon	4-55
RP-FLD-2007	Select a temporary fighting position	4-56

Event Code	Event	Page Number
RP-FLD-2009	Report information	4-57
RP-FLD-2011	Perform troubleshooting procedures on a faulty radio/field telephone	4-57
RP-EXPD-2012	Explain deadly force	4-58
RP-EXPD-2013	Provide security during a field worship service	4-58
RP-MART-2014	Obtain Marine Corps Martial Arts Program (MCMAP) Gray Belt qualifications	4-59
RP-EXPD-2015	Provide chaplain protective services	4-59
RP-CARE-2017	Support counseling in expeditionary environments	4-60
RP-MGMT-2018	Prepare a mount-out box	4-60
RP-FLD-2300	Use a map overlay	4-62
RP-FLD-2301	Perform self-extraction from a mined area	4-62
RP-FLD-2302	Perform individual movement	4-63
RP-FLD-2303	Navigate from one point on the ground to another point while mounted	4-63
RP-FLD-2304	React to indirect fire	4-64
RP-FLD-2305	React to direct fire	4-64
RP-FLD-2306	React to antipersonnel devices	4-65
RP-FLD-2307	Utilize camouflage, cover, and concealment techniques	4-65
RP-FLD-2309	Perform individual precautions while crossing a danger area	4-65
RP-FLD-2310	Pass through lines	4-66
RP-FLD-2312	Perform land navigation using an AN/PSN-11 Portable Lightweight Global Positioning System Receiver (PLGR)	4-66
RP-FLD-2313	Operate night vision goggles (NVGs)	4-67
RP-FLD-2315	Communicate using a field telephone	4-67
RP-FLD-2316	Explain basic techniques for survival in jungle, cold weather, desert and ocean environments	4-68
RP-FLD-2318	Perform basic first aid	4-69
RP-EXPD-2320	Embark/Debar from an AAV or landing craft	4-69
RP-EXPD-2323	Participate in underwater egress training (helicopter)	4-70
RP-EXPD-2324	Operate an M-998 series HMMWV	4-70
RP-NBC-2329	Perform basic functions while in MOPP 4	4-71
RP-NBC-2331	Identify NATO NBC Markers	4-71
RP-NBC-2332	React to a nuclear attack	4-72
RP-NBC-2333	React to a chemical or biological attack	4-72
RP-MIN-2334	Prepare a Ministry Report	4-73
RP-CARE-2335	Discuss pastoral care in an expeditionary setting	4-73
RP-CARE-2336	Discuss pastoral care in offensive combat operations	4-74
RP-CARE-2337	Explain pastoral care in defensive operations	4-74
RP-CARE-2338	Explain pastoral care during humanitarian operations	4-75
RP-CARE-2339	Explain pastoral care during Non-Combatant Evacuation Operations (NEO)	4-75
RP-CARE-2340	Explain limitations and support requirements for pastoral care to Enemy Prisoners of War (EPW), civilian detainees, and detained personnel	4-76
RP-CARE-2341	Explain the religious ministry procedures for temporary interment	4-76
RP-INFO-2342	Wear authorized Marine Corps uniforms	4-77
RP-INFO-2343	Explain the Marine Corps mission	4-77
RP-INFO-2344	Identify the locations of Marine Divisions, Air Wings and Force Service Support Groups	4-77
RP-INFO-2345	Describe Marine Air/Ground Task Force (MAGTF)	4-78

Event Code	Event	Page Number
	Organizations	
RP-INFO-2349	Explain the customs of the Marine Corps	4-78
RP-INFO-2350	Explain common terms, sayings, and quotations in the Marine Corps	4-79
RP-INFO-2351	Identify the historical significance of Marine Corps uniform items	4-79
RP-MGMT-2352	Identify elements of a Table of Organization and Equipment (TO&E)	4-80
RP-MGMT-2353	Identify logistical support requirements for RMTs	4-80
RP-FLD-2401	Engage a target with the M9 service pistol	4-82
RP-EXPD-2600	Prepare an operations overlay	4-83
RP-MIN-2601	Coordinate field and garrison worship areas	4-83
RP-MIN-2602	Write a Fragmentary Order (FRAGO)	4-84
RP-TRNG-2603	Conduct individual training	4-84
RP-TRNG-2604	Conduct collective training	4-85
RP-MGMT-2605	Request reserve chaplains and RPs	4-85
RP-MGMT-2606	Identify elements of a Navy Activity Manning Document (AMD)	4-86
RP-MIN-2900	Develop a Religious Ministry Support Plan	4-87
RP-MGMT-2901	Reconcile Table of Organization & Equipment (TO&E) with Navy Activity Manning Document (AMD)	4-87
RP-MGMT-2902	Conduct inspections	4-88
RP-MGMT-2903	Conduct a performance evaluation to assess the readiness of a subordinate unit RMT	4-88
RP-MGMT-2904	Determine religious ministry support (RMS) manpower requirements in combat operations	4-89

4050. INDEX OF INDIVIDUAL EVENTS FOR THE RP BY FUNCTIONAL AREA

Event Code	Event	Page Number
	FIELD SKILLS	
RP-FLD-1012	Execute squad formations	4-19
RP-FLD-1013	Communicate using hand and arm signals	4-20
RP-FLD-1014	React to antipersonnel devices	4-20
RP-FLD-1015	Engage targets with and grenades	4-21
RP-FLD-1016	Camouflage self and equipment	4-22
RP-FLD-1017	Construct fighting positions	4-22
RP-FLD-1018	Participate in squad-sized attacks	4-23
RP-FLD-1019	Participate in squad-sized defense	4-23
RP-FLD-1020	Perform basic map reading	4-24
RP-FLD-1021	Perform land navigation with a map and compass	4-25
RP-FLD-1022	Prepare an AN/PRC 119 field radio set for operation	4-25
RP-FLD-1023	Communicate using an AN/PRC 119 radio	4-26
RP-FLD-1024	State the elements of a five-paragraph order	4-26
RP-FLD-1025	Prepare individual combat equipment for tactical operations	4-27
RP-FLD-1026	Erect basic individual shelters	4-27
RP-FLD-1027	Perform weapons handling skills with the M9 service pistol	4-28
RP-FLD-1028	Maintain the M9 service pistol	4-28
RP-FLD-1029	Fam-fire the M9 service pistol	4-29
RP-FLD-1030	Perform weapons handling skill with the M16A2 service rifle	4-29
RP-FLD-1031	Maintain the M16A2 service rifle	4-30
RP-FLD-1032	Fam-fire the M16A2 service rifle	4-30
RP-FLD-1033	Cook a Meal, Ready-to-Eat (MRE)	4-31
RP-FLD-1034	Assemble a survival kit	4-32
RP-FLD-1035	Apply the acronym "SURVIVAL"	4-32
RP-FLD-1036	Perform unaided day and night observation techniques	4-33
RP-FLD-1037	Execute individual movement in an urban environment	4-33
RP-FLD-1038	Embark/Debark from troop movement systems	4-34
RP-FLD-1039	Embark/Debark from helicopter	4-34
RP-FLD-1040	Construct field expedient antennas	4-35
RP-FLD-1041	Perform combat water survival skills	4-35
RP-FLD-1042	Perform individual field hygiene	4-36
RP-FLD-2003	Engage targets with the M16A2 service rifle at the sustained rate	4-55
RP-FLD-2004	Qualify with Table of Organization (T/O) weapon	4-55
RP-FLD-2007	Select a temporary fighting position	4-56
RP-FLD-2009	Report information	4-57
RP-FLD-2011	Perform troubleshooting procedures on a faulty radio/field telephone	4-57
RP-FLD-2300	Use a map overlay	4-62
RP-FLD-2301	Perform self-extraction from a mined area	4-62
RP-FLD-2302	Perform individual movement	4-63
RP-FLD-2303	Navigate from one point on the ground to another point while mounted	4-63
RP-FLD-2304	React to indirect fire	4-64

Event Code	Event	Page Number
RP-FLD-2305	React to direct fire	4-64
RP-FLD-2306	React to antipersonnel devices	4-65
RP-FLD-2307	Utilize camouflage, cover, and concealment techniques	4-65
RP-FLD-2309	Perform individual precautions while crossing a danger area	4-65
RP-FLD-2310	Pass through lines	4-66
RP-FLD-2312	Perform land navigation using an AN/PSN-11 Portable Lightweight Global Positioning System Receiver (PLGR)	4-66
RP-FLD-2313	Operate night vision goggles (NVGs)	4-67
RP-FLD-2315	Communicate using a field telephone	4-67
RP-FLD-2316	Explain basic techniques for survival in jungle, cold weather, desert and ocean environments	4-68
RP-FLD-2318	Perform basic first aid	4-69
RP-FLD-2401	Engage a target with the M9 service pistol	4-83
	MINISTRY SKILLS	
RP-MIN-1048	Implement a Command Religious Program (CRP) for a combat environment	4-39
RP-MIN-1049	Facilitate ministry in a combat environment	4-40
RP-MIN-1050	Support ministry in military operations other than war (MOOTW)	4-40
RP-MIN-1051	Support ministry to enemy prisoners of war (EPW), civilian detainees, and detained personnel	4-41
RP-MIN-1052	Coordinate faith group specific coverage in the area of operations	4-42
RP-MIN-1053	Establish liaison with Religious Ministry Teams in the area of operations	4-42
RP-MIN-1054	Support field worship	4-42
RP-MIN-1055	Support mortuary affairs	4-43
RP-MIN-1056	Support pastoral care in a mass casualty situation	4-44
RP-MIN-1057	Support pastoral care to a Marine/Sailor experiencing combat trauma/stress	4-44
RP-MIN-1058	Support pastoral counseling in combat	4-45
RP-MIN-1059	Prepare Religious Ministries Appendices	4-45
RP-MIN-2334	Prepare a Ministry Report	4-73
RP-MIN-2601	Coordinate field and garrison worship areas	4-83
RP-MIN-2602	Write a Fragmentary Order (FRAGO)	4-84
RP-MIN-2900	Develop a Religious Ministry Support Plan	4-87
	GENERAL MILITARY KNOWLEDGE	
RP-INFO-1073	Explain the obligations of a Prisoner of War (POW)	4-52
RP-INFO-1074	Explain the nine principles of the Law of War	4-52
RP-INFO-1075	Explain the six articles of the Code of Conduct	4-53
RP-INFO-1076	Identify significant events in Marine Corps history	4-53
RP-INFO-1077	Explain the rights of the Prisoner of War (POW)	4-54
RP-INFO-2342	Wear authorized Marine Corps uniforms	4-77
RP-INFO-2343	Explain the Marine Corps mission	4-77
RP-INFO-2344	Identify the locations of Marine Divisions, Air Wings and Force Service Support Groups	4-77
RP-INFO-2345	Describe Marine Air/Ground Task Force (MAGTF) Organizations	4-78

Event Code	Event	Page Number
RP-INFO-2349	Explain the customs of the Marine Corps	4-78
RP-INFO-2350	Explain common terms, sayings, and quotations in the Marine Corps	4-79
RP-INFO-2351	Identify the historical significance of Marine Corps uniform items	4-79
	MARINE CORPS ORGANIZATION	
RP-ORG-1001	Identify the rank and rate structure of USMC/USN personnel	4-15
RP-ORG-1002	Identify the organizational structure and chain of command within the Marine Corps	4-15
RP-ORG-1003	Identify the elements and generic employment mission of a Marine Air/Ground Task Force (MAGTF)	4-15
RP-ORG-1004	Explain Marine Corps leadership	4-16
RP-ORG-1005	Wear the Marine Corps combat utility uniform	4-16
RP-ORG-1006	Maintain clothing and equipment	4-17
RP-ORG-1007	Stand a personnel inspection	4-17
RP-ORG-1008	Maintain a professional personal appearance	4-18
RP-ORG-1009	Participate in unit drill (platoon level)	4-18
RP-ORG-1010	Participate in a patrol	4-18
RP-ORG-1011	Execute fire team formations	4-19
	MARINE CORPS MARTIAL ARTS	
RP-MART-1064	Participate in Marine Corps Martial Arts Program (MCMAP) Tan Belt training	4-48
RP-MART-2014	Obtain Marine Corps Martial Arts Program (MCMAP) Gray Belt qualifications	4-59
	FIRST AID	
RP-MED-1067	Perform care of the feet	4-49
RP-MED-1068	Evacuate a casualty	4-50
RP-MED-1069	Control hemorrhage	4-50
RP-MED-1070	Apply a splint to a fracture	4-50
RP-MED-1071	Treat for shock	4-51
RP-MED-1072	Manage chemical agent casualties	4-51
	NUCLEAR, BIOLOGICAL, CHEMICAL DEFENSE	
RP-NBC-1043	Maintain the M40 field protective mask	4-36
RP-NBC-1044	Decontaminate skin and personal equipment	4-37
RP-NBC-1045	Don the M40 field protective mask with hood	4-37
RP-NBC-1046	Don individual protective clothing to MOPP 4	4-38
RP-NBC-1047	Exchange MOPP gear	4-39
RP-NBC-2329	Perform basic functions while in MOPP 4	4-71
RP-NBC-2331	Identify NATO NBC Markers	4-71
RP-NBC-2332	React to a nuclear attack	4-72
RP-NBC-2333	React to a chemical or biological attack	4-72
	STAFF AND ADMINISTRATIVE SKILLS	

Event Code	Event	Page Number
RP-STF-1060	Identify the role of the RMT in personal and family readiness programs	4-46
RP-STF-1061	Prepare brief for the commander on religious practices and traditions in a given area of operations	4-46
RP-STF-1062	Develop the CRP budget	4-47
RP-STF-1063	Identify logistical support requirements for Religious Ministry Teams (RMTs)	4-47
	PHYSICAL CONDITIONING	
RP-PT-1065	Participate in conditioning hikes	4-48
RP-PT-1066	Perform water purification for individual use	4-49
	EXPEDITIONARY SKILLS	
RP-EXPD-2012	Explain deadly force	4-58
RP-EXPD-2013	Provide security during a field worship service	4-58
RP-EXPD-2015	Provide chaplain protective services	4-59
RP-EXPD-2320	Embark/Debar from an AAV or landing craft	4-69
RP-EXPD-2323	Participate in underwater egress training (helicopter)	4-70
RP-EXPD-2324	Operate an M-998 series HMMWV	4-70
RP-EXPD-2600	Prepare an operations overlay	4-83
	PASTORAL CARE	
RP-CARE-2017	Support counseling in expeditionary environments	4-60
RP-CARE-2335	Discuss pastoral care in an expeditionary setting	4-73
RP-CARE-2336	Discuss pastoral care in offensive combat operations	4-74
RP-CARE-2337	Explain pastoral care in defensive operations	4-74
RP-CARE-2338	Explain pastoral care during humanitarian operations	4-75
RP-CARE-2339	Explain pastoral care during Non-Combatant Evacuation Operations (NEO)	4-75
RP-CARE-2340	Explain limitations and support requirements for pastoral care to Enemy Prisoners of War (EPW), civilian detainees, and detained personnel	4-76
RP-CARE-2341	Explain the religious ministry procedures for temporary interment	4-76
	MANAGEMENT SKILLS	
RP-MGMT-2018	Prepare a mount-out box	4-60
RP-MGMT-2352	Identify elements of a Table of Organization and Equipment (TO&E)	4-80
RP-MGMT-2353	Identify logistical support requirements for RMTs	4-80
RP-MGMT-2605	Request reserve chaplains and RPs	4-85
RP-MGMT-2606	Identify elements of a Navy Activity Manning Document (AMD)	4-86
RP-MGMT-2901	Reconcile Table of Organization & Equipment (TO&E) with Navy Activity Manning Document (AMD)	4-87
RP-MGMT-2902	Conduct inspections	4-88
RP-MGMT-2903	Conduct a performance evaluation to assess the readiness of a subordinate unit RMT	4-88
RP-MGMT-2904	Determine religious ministry support (RMS) manpower	4-89

Event Code	Event	Page Number
	requirements in combat operations	
	TRAINING	
RP-TRNG-2603	Conduct individual training	4-84
RP-TRNG-2604	Conduct collective training	4-85

4060. 1000-LEVEL RP INDIVIDUAL EVENTS

RP-ORG-1001: Identify the rank and rate structure of USMC/USN personnel

Initial Training Setting: FS

Sustainment Interval: 12

Grade: All

Condition: Without the aid of the reference.

Standard: Correctly identify all USMC ranks from Private to General and all USN ranks from Seaman to Admiral per the reference.

References:

- Marine Corps Manual
-

RP-ORG-1002: Identify the organizational structure and chain of command within the Marine Corps

Initial Training Setting: FS

Sustainment Interval: 12

Grade: All

Description: This includes the ability to correctly sequence the following echelons of within the chain of command: Marine Force, Marine Expeditionary Force, Marine Division, Marine Air Wing, Force Service Support Group, Regiment, Marine Air Group, Battalion, Squadron, Company, Platoon, Squad, and Fire Team.

Condition: Given the requirement.

Standard: Per the reference.

References:

- MCO 3120.8, Policy for the Organization of the Fleet Marine Forces for Combat
-

RP-ORG-1003: Identify the elements and generic employment missions of a Marine Air/Ground Task Force (MAGTF)

Initial Training Setting: FS

Sustainment Interval: 12

Grade: All

Description: This includes the ability to correctly identify the four types

of MAGTFs, missions they are capable of, and the four elements that make up a MAGTF. RP is to identify the missions of each element.

Condition: Given the requirement.

Standard: Per the references.

References:

- MCO 3120.8, Policy for the Organization of the Fleet Marine Forces for Combat
 - MCRP 5-12D, Organization of the Fleet Marine Forces
-

RP-ORG-1004: Explain Marine Corps leadership

Initial Training Setting: FS

Sustainment Interval: 12

Grade: All

Condition: Given the requirement.

Standard: Demonstrate understanding of USMC principles/traits of leadership as specified in the performance steps.

Performance Steps:

1. Identify the 14 leadership traits.
2. Identify the 11 leadership principles.

References:

- Marine Corps Common Skills Handbook, Book 1A
 - Marine Corps Manual
-

RP-ORG-1005: Wear the Marine Corps combat utility uniform

Initial Training Setting: FS

Sustainment Interval: 12

Grade: All

Condition: Given the requirement, the required clothing, and the references.

Standard: Per the references.

Performance Steps:

1. Mark uniform items in the proper location.
2. Provide proper care for each item.

References:

- Marine Corps Common Skills Handbook, Book 1A
- MCO P1020.34, Marine Corps Uniform Regulations

- FM 21-15, Care and Use of Individual Clothing and Equipment
-

RP-ORG-1006: Maintain clothing and equipment

Initial Training Setting: FS

Sustainment Interval: 12

Grade: All

Condition: Given the requirement, all individual clothing and equipment (782 gear), marking equipment, and cleaning materials.

Standard: As specified in the performance steps and in accordance with the references.

Performance Steps:

1. Clean equipment.
2. Inspect equipment.
3. Store equipment.

References:

- Marine Corps Common Skills Handbook, Book 1A
 - FM 21-15, Care and Use of Individual Clothing and Equipment
-

RP-ORG-1007: Stand a personnel inspection

Initial Training Setting: FS

Sustainment Interval: 12

Grade: All

Condition: Given the requirement, commander's guidance, designated individual clothing or combat equipment (782 gear), and an inspector.

Standard: Meet or exceed requirements per the reference and the commander's guidance.

Performance Steps:

1. Wear properly fitting and serviceable uniforms.
2. Wear accessories correctly.
3. Maintain proper grooming standards.

References:

- MCO P1020.34, Marine Corps Uniform Regulations
 - NAVMC 2691, Marine Corps Drill and Ceremonies Manual
-

RP-ORG-1008: Maintain a professional personal appearance

Initial Training Setting: FS

Sustainment Interval: 12

Grade: All

Condition: On a daily basis.

Standard: Meet or exceed applicable guidelines as specified in the performance steps and in accordance with the references.

Performance Steps:

1. Maintain grooming standards.
2. Wear accessories (jewelry, sunglasses, cosmetics, watchbands, etc.) properly.
3. Maintain Navy weight and body fat standards.

References:

- Marine Corps Common Skills Handbook, Book 1A
 - MCO P1020.34, Marine Corps Uniform Regulations
-

RP-FLD-1009: Participate in unit drill (platoon level)

Initial Training Setting: FS

Sustainment Interval: 12

Grade: All

Condition: Given the requirement and sufficient personnel to form a platoon.

Standard: Meet applicable standards for close order drill without arms per the references.

References:

- Marine Corps Common Skills Handbook, Book 1A
- NAVMC 2691, Marine Corps Drill and Ceremonies Manual

Range Requirements:

Appropriate training area

RP-FLD-1010: Participate in a patrol

Initial Training Setting: FS

Sustainment Interval: 12

Grade: All

Condition: Given a tactical scenario in a combat environment, a patrol order, individual combat equipment (782 gear), flashlights, a map and compass, a radio, a whistle, and prescribed weapon with ammunition.

Standard: Accomplish the mission per the patrol order, the patrol leader's guidance and the references.

References:

- MCWP 3-11.3, Scouting and Patrolling
- FMFM 6-5, Marine Rifle Squad
- Marine Corps Common Skills Handbook, Book 1B

Ordinance Requirements:

<u>DODIC</u>	<u>NOMENCLATURE</u>	<u>EXPENDED</u>		<u>UNEXPENDED</u>		<u>UNIT/ ISSUE</u>
		<u>UNITS/ STUDENT</u>	<u>UNITS/ SUPPORT</u>	<u>UNITS/ STUDENT</u>	<u>UNITS/ SUPPORT</u>	
A080	Cartridge, 5.56mm Blank M200	120.000	0.000	0.000	0.000	Each
G940	Grenade, Hand Green Smoke M18	0.000	18.000	0.000	0.000	Each
G945	Grenade, Hand Yellow Smoke M18	0.000	18.000	0.000	0.000	Each

Range requirements: Appropriate training area

RP-FLD-1011: Execute fire team formations

Initial Training Setting: FS

Sustainment Interval: 12

Grade: All

Condition: As a member of a fire team, given a tactical scenario in a combat environment and individual combat equipment (782 gear), and prescribed weapon with ammunition.

Standard: Assume the assigned position within each formation as described in the performance steps and per the references.

Performance Steps:

1. Assume assigned position in a fire team column.
2. Assume assigned position in a fire team wedge.
3. Assume assigned position in a fire team skirmish.
4. Assume assigned position in a fire team echelon.

References:

- FMFM 6-5, Marine Rifle Squad
- MCWP 3-11.3, Scouting and Patrolling

Range Requirements:

Appropriate training area

RP-FLD-1012: Execute squad formations

Initial Training Setting: FS

Sustainment Interval: 12

Grade: All

Condition: As a member of a squad, given a tactical scenario in a combat environment, individual combat equipment (782 gear), and prescribed weapon with ammunition.

Standard: Assume the assigned position within each formation as described in the performance steps and per the references.

Performance Steps:

1. Assume assigned position in a squad column.
2. Assume assigned position in a squad wedge.
3. Assume assigned position in a squad "vee".
4. Assume assigned position in a squad line.
5. Assume assigned position in a squad echelon.

References:

- FMFM 6-5, Marine Rifle Squad
- MCWP 3-11.3, Scouting and Patrolling
- Marine Corps Common Skills Handbook, Book 1B

Range Requirements:

Appropriate training area

RP-FLD-1013: Communicate using hand and arm signals

Initial Training Setting: FS

Sustainment Interval: 12

Grade: All

Condition: Without the aid of references.

Standard: Respond correctly to 24 of 38 hand signals.

References:

- Marine Corps Common Skills Handbook, Book 1B
 - FMFM 6-5, Marine Rifle Squad
-

RP-FLD-1014: React to antipersonnel devices

Initial Training Setting: FS

Sustainment Interval: 12

Grade: All

Condition: Given a tactical scenario in a combat environment and individual combat equipment (782 gear).

Standard: Meet mission requirements as specified in the performance steps and in accordance with the reference.

Performance Steps:

1. Identify the antipersonnel device.
2. Identify the purpose of various types of antipersonnel devices.
3. Identify the immediate actions to be taken for antipersonnel devices.

References:

- FMFM 6-5, Marine Rifle Squad

Ordinance Requirements:

DODIC	NOMENCLATURE	EXPENDED		UNEXPENDED		UNIT/ ISSUE
		UNITS/ STUDENT	UNITS/ SUPPORT	UNITS/ STUDENT	UNITS/ SUPPORT	
L598	Simulator, Explosive Booby Trap Flash M117	0.000	25.000	0.000	0.000	Each
L599	Simulator, Explosive Booby Trap Illumination	0.000	20.000	0.000	0.000	Each

Range Requirements:

Appropriate training area

RP-FLD-1015: Engage targets with hand grenades

Initial Training Setting: FS

Sustainment Interval: 12

Grade: All

Condition: Given a tactical scenario in a combat environment, individual combat equipment (782 gear), hand grenades, and a target.

Standard: Detonate within five meters of the target.

References:

- Marine Corps Common Skills Handbook, Book 1B

Ordinance requirements:

DODIC	NOMENCLATURE	EXPENDED		UNEXPENDED		UNIT/ ISSUE
		UNITS/ STUDENT	UNITS/ SUPPORT	UNITS/ STUDENT	UNITS/ SUPPORT	
G811	Grenade, Hand Practice Body M69	0.000	0.000	3.000	0.000	Each
G878	Fuse, Hand Grenade Practice M228	2.000	0.000	0.000	0.000	Each

Range requirements:

Demolitions range

RP-FLD-1016: Camouflage self and equipment

Initial Training Setting: FS

Sustainment Interval: 12

Grade: All

Condition: Given a tactical scenario in a combat environment, individual combat equipment (782 gear) including helmet with camouflage cover, prescribed weapon, camouflage face paint (or substitute), and natural vegetation.

Standard: Avoid detection by the enemy per the references.

References:

- Marine Corps Common Skills Handbook, Book 1B
 - MCWP 3-11.3, Scouting and Patrolling
-

RP-FLD-1017: Construct fighting position

Initial Training Setting: FS

Sustainment Interval: 12

Grade: All

Condition: Given a tactical scenario in a combat environment, commander's guidance, individual combat equipment (782 gear), and prescribed weapon with ammunition. This task assumes that the chaplain and RP will be situated in the same fighting position.

Standard: Identify and construct two types of fighting positions to provide coverage of the sector of fire and sufficient protection from enemy fire as specified in the performance steps and in accordance with the references.

Performance Steps:

1. If possible, mark individual sectors of fire with a limiting stake.
2. Emplace direction, deflection, recoil, and elevation stakes as directed.
3. Provide fighting position security.
4. Clear a field of fire.
5. Dig hole.
6. Prepare elbow rest.
7. Prepare fire step.
8. Dig water sump.
9. Dig grenade sump.
10. Camouflage positions.

References:

- Marine Corps Common Skills Handbook, Book 1B
 - FMFM 6-5, Marine Rifle Squad
-

RP-FLD-1018: Participate in squad-sized attacks

Initial Training Setting: FS

Sustainment Interval: 12

Grade: All

Condition: Given a tactical scenario in any combat environment, an oral five-paragraph operations order issued by the squad leader, individual combat equipment (782) gear, and prescribed weapon with ammunition.

Standard: Identify key informational aspects of squad-sized attacks as specified in the performance steps.

Performance Steps:

1. Identify the purpose of offensive combat.
2. Identify the three phases of offensive combat.
3. Identify the advantages of a daylight attack.
4. Identify the disadvantages of a daylight attack.
5. Identify the purpose of the night attack.
6. Identify the three phases of a night attack.
7. Participate in offensive combat operations.

References:

- FMFM 6-5, Marine Rifle Squad

Ordnance Requirements:

<u>DODIC</u>	<u>NOMENCLATURE</u>	<u>EXPENDED</u>		<u>UNEXPENDED</u>		<u>UNIT/ ISSUE</u>
		<u>UNITS/ STUDENT</u>	<u>UNITS/ SUPPORT</u>	<u>UNITS/ STUDENT</u>	<u>UNITS/ SUPPORT</u>	
A080	Cartridge, 5.56mm	30.000	0.000	0.000	0.000	Each
G940	Blank M200 Single Round Grenade, Hand Green Smoke M18	0.000	17.000	0.000	0.000	Each
G945	Grenade, Hand Yellow Smoke M18	0.000	17.000	0.000	0.000	Each
L594	Simulator, Projectile Ground Burst M115A2	0.000	12.000	0.000	0.000	Each

Range Requirements:

Appropriate training area

RP-FLD-1019: Participate in squad-sized defense

Initial Training Setting: FS

Sustainment Interval: 12

Grade: All

Condition: Given a tactical scenario in a combat environment, an oral five-paragraph operations order issued by the platoon commander, individual combat equipment (782 gear), and prescribed weapon with ammunition.

Standard: Identify key informational aspects of squad-sized defense as specified in the performance steps.

Performance Steps:

1. Identify the two purposes of defensive combat.
2. Identify the two types of defensive combat.
3. Identify the three types of defensive positions.
4. Identify the fundamentals of the defensive position.
5. Identify the priorities of work in establishment of the defense.
6. Identify the advantages and disadvantages of defensive combat.
7. Participate in defensive combat operations.

References:

- FMFM 6-5, Marine Rifle Squad

Ordnance Requirements:

<u>DODIC</u>	<u>NOMENCLATURE</u>	<u>EXPENDED</u>		<u>UNEXPENDED</u>		<u>UNIT/ ISSUE</u>
		<u>UNITS/ STUDENT</u>	<u>UNITS/ SUPPORT</u>	<u>UNITS/ STUDENT</u>	<u>UNITS/ SUPPORT</u>	
A080	Cartridge, 5.56mm Blank M200 Single Rnd	30.000	0.000	0.000	0.000	Each
G940	Grenade, Hand Green Smoke M18	0.000	17.000	0.000	0.000	Each
G945	Grenade, Hand Yellow Smoke M18	0.000	17.000	0.000	0.000	Each
L594	Simulator, Projectile Ground Burst M115A2	0.000	12.000	0.000	0.000	Each

Range Requirements:

Appropriate training area

RP-FLD-1020: Perform basic map reading

Initial Training Setting: FS

Sustainment Interval: 12

Grade: All

Condition: Given a minimum of a 1:50000 military map, a coordinate scale, protractor, paper, and pencil in a field environment.

Standard: Correctly identify the six colors of a map and what each color represents; accurately determine the six-digit grid coordinate of a specified point on a map to within +/- 100 meters; accurately plot six-digit grid coordinate of a specified point on a map to within +/- 100 meters; correctly identify the following natural features on the map: hill, finger, draw, saddle, ridge and cliff; correctly measure the straight-line distance between

two points on a map within +/- 100 meters (the two points must be at least 4000 meters apart); and correctly measure the curved line distance two points on the map to within +/- 200 meters (the two points must be at least 4000 meters apart) per the reference.

References:

- Marine Corps Common Skills Handbook, Book 1B

Range Requirements:

Appropriate training area

RP-FLD-1021: Perform land navigation with a map and compass

Initial Training Setting: FS

Sustainment Interval: 12

Grade: All

Condition: Given a tactical scenario in a combat environment (day and night), individual combat equipment, a 1:50000 military map, paper, pen, protractor, lensatic compass, the six-digit grid coordinate of his current location, the six-digit grid coordinate of all checkpoints and a time constraint.

Standard: Navigate to all checkpoints within the time period designated.

References:

- Marine Corps Common Skills Handbook, Book 1B

Range Requirements:

Appropriate training area

RP-FLD-1022: Prepare an AN/PRC 119 field radio set for operation

Initial Training Setting: FS

Sustainment Interval: 12

Grade: All

Condition: Given a tactical scenario in a combat environment, an AN/PRC 119 radio, operator maintenance equipment, accessory bag, material for expedient antenna, BA-4386 battery, and frequency assignment.

Standard: Ensure AN/PRC 119 field radio set is operational.

References:

- Marine Corps Common Skills Handbook, Book 1B
 - MCRP 3-40.3, Radio Operator's Handbook
 - TM 11-5820-890-10-1, AN/PRC119
-

RP-FLD-1023: Communicate using an AN/PRC-119 radio

Initial Training Setting: FS

Sustainment Interval: 12

Grade: All

Description: Communicate using a AN/PRC-119 radio.

Condition: Provided an AN/PRC-119 radio, batteries, a frequency and a technical manual.

Standard: Transmit and receive a message per the references.

Performance Steps:

1. Install a battery.
2. Install an antenna.
3. Connect handset.
4. Turn radio to the "ON" position.
5. Select switch positions.
6. Enter frequency.
7. Conduct operational check.
8. Prepare message on paper.
9. Listen to ensure that net is clear.
10. Contact distant station.
11. Use phonetic alphabet and numeric pronunciation.
12. Demonstrate radio procedures through use of procedural words.
13. Perform operator level maintenance.

References:

- Marine Corps Common Skills Handbook, Book 1B
 - MCRP 3-40.3, Radio Operator's Handbook
 - TM 11-5820-890-10-1, AN/PRC119
-

RP-FLD-1024: State the elements of a five-paragraph order

Initial Training Setting: FS

Sustainment Interval: 12

Grade: All

Condition: Given the requirement.

Standard: Per the acronym, "SMEAC" as described in the performance steps and in accordance with the references.

Performance Steps:

1. Situation.
2. Mission.
3. Execution.
4. Administration and logistics.

5. Command and signal.

References:

- FMFM 6-5, Marine Rifle Squad
 - Marine Corps Common Skills Handbook, Book 1B
-

RP-FLD-1025: Prepare individual combat equipment for tactical operations

Initial Training Setting: FS

Sustainment Interval: 12

Grade: All

Condition: Given individual combat equipment (782 gear) with helmet and flak jacket.

Standard: Ensure individual combat equipment meets mission requirements.

Performance Steps:

1. Ensure serviceability of gear.
2. Assemble 782-gear and adjust for fit.
3. Silence gear.
4. Waterproof gear.

References:

- Marine Corps Common Skills Handbook, Book 1B
-

RP-FLD-1026: Erect basic individual shelters

Initial Training Setting: FS

Sustainment Interval: 12

Grade: All

Condition: Given a training site, a shelter half, guy line, tent stakes or pins, sting or communications wire, three tent poles, an entrenching tool, and partner with the same gear.

Standard: Secure guide lines, ensure tent is straight and tight and a drainage ditch surrounds the shelter.

References:

- Marine Corps Common Skills Handbook, Book 1B

Range Requirements:

Appropriate training area

RP-FLD-1027: Perform weapons handling procedures with M9 service pistol

Initial Training Setting: FS

Sustainment Interval: 12

Grade: All

Condition: Given an M9 service pistol, cartridge belt, holster with magazines, ammunition pocket, and ammunition.

Standard: Perform procedures without violating the four safety rules and per the references.

Performance Steps:

1. Don gear.
2. Safely handle the pistol.
3. Transport the pistol.
4. Holster transport.
5. Administrative transport.
6. Withdraw the pistol from the holster.
7. Fill the magazine.
8. Load the pistol.
9. Make the pistol ready to fire.
10. Assume a carry: alert, ready.
11. Clear a stoppage.
12. Unload the pistol.
13. Unload/Show the pistol clear.
14. Transfer the pistol from one person to another.
15. Determine condition of the weapon.

References:

- MCRP 3-01B, Pistol Marksmanship
 - TM 9-1005-317-10, Operator's Manual, Pistol, Semiautomatic 9mm, M9
-

RP-FLD-1028: Maintain the M9 service pistol.

Initial Training Setting: FS

Sustainment Interval: 12

Grade: All

Description: Maintain the M9 service pistol.

Condition: Given an M9 service pistol with magazine, and a small arms maintenance equipment case maintain the M9 service pistol to meet maintenance requirements per the references.

Standard: Meet maintenance requirements in accordance with the references.

Performance Steps:

1. Disassemble the pistol.
2. Disassemble the magazine.

3. Inspect the pistol.
4. Clean and lubricate the pistol.
5. Reassemble the pistol.
6. Reassemble the magazine.
7. Conduct safety and function checks.
8. Conduct serviceability inspection.

References:

- MCRP 3-01B, Pistol Marksmanship
- MCO 3574.2, Entry Level and Sustainment Level Marksmanship Training with the M16A2 Service Rifle and M9 Service Pistol

RP-FLD-1029: Fam-fire the M9 service pistol

Initial Training Setting: FS

Sustainment Interval: 12

Grade: All

Condition: Given a tactical scenario in a combat environment, an M9 service pistol with magazine, individual combat equipment (782 gear), field protective mask, and ammunition engage targets.

Standard: Fire the M9 service pistol without safety violations per the performance steps and references.

Performance Steps:

1. Identify the 4 safety rules for the M9 service pistol.
2. Fire the M9 service pistol without safety violations.

References:

- MCRP 3-01B, Pistol Marksmanship
- MCO 3574.2, Entry Level and Sustainment Level Marksmanship Training with the M16A2 Service Rifle and M9 Service Pistol

Ordnance Requirements:

<u>DODIC</u>	<u>NOMENCLATURE</u>	<u>EXPENDED</u>		<u>UNEXPENDED</u>		<u>UNIT/ ISSUE</u>
		<u>STUDENT</u>	<u>SUPPORT</u>	<u>STUDENT</u>	<u>SUPPORT</u>	
A363	Cartridge, 9mm Ball M882	15.000	0.000	0.000	0.000	Each

Range Requirements:

Pistol range

External Support:

Range safety and support personnel

RP-FLD-1030: Perform weapons handling procedures with M16A2 service rifle

Initial Training Setting: FS

Sustainment Interval: 12

Grade: All

Condition: Provided an M16A2 service rifle, 782 gear, and dummy ammunition.

Standard: Complete the performance steps without violating proper weapons safety procedures per the references.

Performance Steps:

1. Clear the M16A2 service rifle.
2. Fill the magazine.
3. Empty the magazine by hand or with a stripper clip.
4. Demonstrate the three weapons carries.
5. Demonstrate the three weapons transports.
6. Demonstrate rifle loading.
7. Demonstrate placing the rifle in Condition 1.
8. Demonstrate placing the rifle in Condition 3.
9. Demonstrate placing the rifle in Condition 4.
10. Apply remedial actions.

References:

- Marine Corps Common Skills Handbook, Book 1B
 - MCRP 3-01A, Rifle Marksmanship
-

RP-FLD-1031: Maintain the M16A2 service rifle

Initial Training Setting: FS

Sustainment Interval: 12

Grade: All

Condition: Given an M16A2 service rifle with a magazine and a small arms maintenance equipment case.

Standard: Meet maintenance requirements per the reference.

Performance Steps:

1. Handle the weapon safely.
2. Place the weapon in Condition 4.
3. Disassemble the rifle.
4. Clean the rifle.
5. Lubricate the rifle.
6. Re-assemble the rifle.

References:

- MCRP 3-01A, Rifle Marksmanship
-

RP-FLD-1032: Fam-fire the M16A2 service rifle

Initial Training Setting: FS

Sustainment Interval: 12

Grade: All

Condition: Given a tactical scenario in any combat environment, an M16A2 service rifle, individual combat equipment (782 gear), field protective mask, and ammunition.

Standard: Fire the M16A2 service rifle without safety violations per the performance steps and references.

Performance Steps:

1. Handle weapon safely.
2. Select a sling.
3. Assume a firing position.
4. Place the weapon in Condition 3.
5. Place the weapon in Condition 1.
6. Fire well-aimed shots.
7. Assess the shot group.

References:

- MCRP 3-01A, Rifle Marksmanship
- MCO 3574.2, Entry Level and Sustainment Level Marksmanship Training with the M16A2 Service Rifle and M9 Service Pistol

Ordinance Requirements:

<u>DODIC</u>	<u>NOMENCLATURE</u>	<u>EXPENDED</u>		<u>UNEXPENDED</u>		<u>UNIT/ ISSUE</u>
		<u>UNITS/ STUDENT</u>	<u>UNITS/ SUPPORT</u>	<u>UNITS/ STUDENT</u>	<u>UNITS/ SUPPORT</u>	
A059	Cartridge 5.56mm, Ball, M855	40.000	0.000	0.000	0.000	Each

Range Requirements:

Rifle range

External Support:

Range safety and support personnel

RP-FLD-1033: Cook a Meal, Ready-to-Eat (MRE)

Initial Training Setting: FS

Sustainment Interval: 12

Grade: All

Condition: Given a tactical scenario in a combat environment (day and night), and a Meal, Ready-to-Eat with ration heater.

Standard: Produce a cooked MRE safely and sanitarily per the reference.

References:

- Instructions on the Ration Heating Container, Specification: MIL-F-10805D

RP-FLD-1034: Assemble a survival kit

Initial Training Setting: FS

Sustainment Interval: 12

Grade: All

Condition: Given a mission in a tactical environment, first-aid items, water purification tablets or drops, a signaling mirror, a lighter, metal match, or waterproof matches, a snare wire, and a fishing line with hook.

Standard: Prepare for potential survival situations, to include disinfecting a canteen of water, as specified in the performance steps and in accordance with the reference.

Performance steps:

1. At a minimum, the contents of the survival kit shall include: first aid items, water purification tablets or drops, fire starting equipment, signaling items, food procurement items, lighter, metal match or waterproof matches, snare wire, signaling mirror, and wrist compass.
2. Select the four criteria for a survival kit.
3. Select one example of each criteria for a survival kit.
4. Sequence the steps to disinfect a canteen of water.

References:

- MCRP 3-02F, Survival
-

RP-FLD-1035: Apply the acronym "SURVIVAL"

Initial Training Setting: FS

Sustainment Interval: 12

Grade: All

Condition: Given a survival situation in any type of environmental condition and minimal equipment and resources.

Standard: Identify key information as specified in the performance steps and per the reference.

Performance Steps:

1. Select the six physiological requirements for survival.
2. Select the seven enemies of survival.
3. Select the survival principles in the acronym "SURVIVAL".

References:

- MCRP 3-02F, Survival
-

RP-FLD-1036: Perform unaided day and night observation techniques

Initial Training Setting: FS

Sustainment Interval: 12

Grade: All

Condition: Without the aid of references, in urban and field terrain in daylight and/or darkness.

Standard: Identify objects and sounds in accordance with the references.

Performance steps:

1. Avoid all unnecessary movement.
2. Search the field of view using the off-center vision method.
3. Search the field of view using the scanning method.
4. Search the field of view using the strip method.
5. Preserve night vision when subjected to lighted areas or illumination.
6. Demonstrate techniques that enhance hearing.

References:

- Marine Corps Common Skills Handbook, Book 1B
- MCWP 3-11.3, Scouting and Patrolling

Range requirements:

Appropriate training area

RP-FLD-1037: Execute individual movement in an urban terrain (MOUT)

Initial Training Setting: FS

Sustainment Interval: 12

Grade: All

Condition: Given a tactical situation in an urban environment (day and night), 782 gear, weapon with ammunition, and an area to traverse containing man-made structures and obstacles.

Standard: Execute individual, squad, and platoon movements in an urban terrain (MOUT) to avoid detection by the enemy per the references.

Performance Steps:

1. Cross a wall.
2. Observe around a corner.
3. Move past a window.
4. Move past a door.
5. Move parallel to a building.
6. Cross a danger area.

References:

- Marine Corps Common Skills Handbook, Book 1B
- FMFM 6-5, Marine Rifle Squad

- MCWP 3-35.3, Military Operations on Urban Terrain

Range Requirements:

MOUT training facility or other appropriate training area

RP-FLD-1038: Embark/Debark from troop movement systems

Initial Training Setting: FS

Sustainment Interval: 12

Grade: All

Condition: Given a tactical situation, an AAV or other tactical vehicle as appropriate, individual combat equipment including helmet, flak jacket, weapon with ammunition, and assignment to a squad-size unit.

Standard: Successfully embark/debark as directed by the squad leader and in accordance with the references.

References:

- FMFM 6-5, Marine Rifle Squad
- FMFM 6-4, Marine Rifle Company/Platoon

Range Requirements:

Appropriate training area

External Support:

Amphibious Assault vehicle or landing craft support

RP-FLD-1039: Embark/Debark from helicopter

Initial Training Setting: FS

Sustainment Interval: 12

Grade: All

Description: Embark/Debark from helicopter.

Condition: Given a tactical situation, a troop-carrying helicopter in a landing zone, individual combat equipment including helmet, flak jacket, and weapon with ammunition, and assignment to a squad-size unit.

Standard: Successfully embark/debark as directed by the squad leader and per the references.

Performance Steps:

1. Carry rifle in hand while embarking/debarking.
2. Once aboard the helicopter, place rifle between legs, muzzle down.
3. Fasten safety belt.

References:

- FMFM 6-5, Marine Rifle Squad
- FMFM 6-4, Marine Rifle Company/Platoon
- FMFM 6-21, Tactical Fundamentals of Helicopterborne Operations

Range Requirements:

Helicopter landing area

External Support:

Helicopter support

RP-FLD-1040: Construct field expedient antennas

Initial Training Setting: FS

Sustainment Interval: 12

Grade: All

Condition: Given a length of field wire, rope, and improvised wooden insulators.

Standard: Per the reference.

Performance Steps:

1. Construct an end-fed half wave antenna.
2. Construct an improvised, vertical half wave antenna.

References:

- MCRP 3-40.3, Radio Operator's Handbook
-

RP-FLD-1041: Perform combat water survival skills

Initial Training Setting: FS

Sustainment Interval: 12

Grade: All

Condition: Given a water scenario, individual combat equipment and T/O weapon.

Standard: Perform to skill level CWS-3 per the references.

Performance Steps:

1. Perform water survival swimming skills.
2. Survive with a life preserver.
3. Survive without a life preserver.
4. Prepare equipment.
5. Survive with a pack.
6. Swim with a pack.
7. Protect against the cold.

References:

- MCO 1500.52, Marine Combat Water Survival Training
- MCO 1510.125, ITS for Marine Corps Water Survival Training (MCWST)
- Marine Corps Common Skills Handbook, Book 1B

Range requirements:

Combat training tank

External support:

Combat Water Survival Instructor support

RP-FLD-1042: Perform individual field hygiene

Initial Training Setting: FS

Sustainment Interval: 12

Grade: All

Condition: Provided with an entrenching tool, pack, toiletries, water, canteen with cup, water purification materials and necessary field equipment in a secure combat environment.

Standard: Demonstrate how to maintain personal hygiene, purify water, and construct a cat hole and straddle trench in order to dispose of human waste per the references.

Performance Steps:

1. Purify water.
2. Clean skin.
3. Clean hair.
4. Clean hands.
5. Clean clothing and sleeping gear.
6. Care for mouth and teeth.
7. Care for feet.
8. Dispose of human waste.

References:

- Marine Corps Common Skills Handbook, Book 1B
- FM 21-75, Combat Skills of the Soldier
- MCRP 4-11.1D, Field Hygiene and Sanitation

Range Requirements:

Appropriate training area

RP-NBC-1043: Maintain the M40 field protective mask

Initial Training Setting: FS

Sustainment Interval: 12

Grade: All

Description: Inspect, disassemble, clean and replace worn or unserviceable parts of the M40 series field protective mask. Identify each part of the mask and explain procedures, techniques and authorized cleaning agents for the mask per the references.

Condition: Given a M40 series field protective mask with hood and carrier, spare parts, and cleaning materials.

Standard: Meet serviceability standards per the references.

Performance Steps:

1. Disassemble the mask.
2. Clean the mask.
3. Inspect the mask.
4. Replace defective parts.
5. Assemble the mask.
6. Report discrepancies.

References:

- Marine Corps Common Skills Handbook, Book 1B
 - TM 3-4240-300-10-1, Operators Manual for Chemical/Biological Mask
-

RP-NBC-1044: Decontaminate skin and personal equipment

Initial Training Setting: FS

Sustainment Interval: 12

Grade: All

Description: Properly demonstrate the use of the M258A1 skin decontamination kit by decontaminating a simulated chemical agent from the body and/or face within one minute of discovering the presence of contaminate.

Condition: Provided a M258A1 decontamination kit and a simulated chemical contamination on the skin.

Standard: Within 1 minute, per the reference.

Performance Steps:

1. Avoid further decontamination.
2. Utilize the decontamination kit per the reference.

References:

- Marine Corps Common Skills Handbook, Book 1B

Range Requirements:

Appropriate training area

RP-NBC-1045: Don the M40 field protective mask with hood

Initial Training Setting: FS

Sustainment Interval: 12

Grade: All

Description: Recognize standard NBC alarms and take immediate action. Stop breathing, don and clear the field protective mask within 9 seconds (hood requires additional 6 seconds to adjust), and sound the alarm to warn others.

Condition: Given a tactical scenario in any combat environment, a M40 series field protective mask with hood in its carrier, and an NBC alert or an order.

Standard: Accomplish within nine seconds and adjust the hood within six seconds of the alarm or order per the reference.

Performance Steps:

1. Recognize the NBC alarm (vocal, visual and percussion).
2. Stop breathing, don, clear, and check mask.
3. Secure the hood.
4. Sound alarm to warn others.
5. Remove the mask and hood after the UNMASK order is given.
6. Stow mask and hood.

References:

- Marine Corps Common Skills Handbook, Book 1B
- TM 3-4240-300-10-1, Operators Manual for Chemical/Biological Mask
- MCWP 3-37, MAGTF Nuclear, Biological and Chemical Defense Operations

Ordinance Requirements:

DODIC NOMENCLATURE	EXPENDED		UNEXPENDED		
	UNITS/ STUDENT	UNITS/ SUPPORT	UNITS/ STUDENT	UNITS/ SUPPORT	UNIT/ ISSUE
K765 Riot Control Agent, CS	0.000	37.000	0.000	0.000	Each

RP-NBC-1046: Don individual protective clothing to MOPP 4

Initial Training Setting: FS

Sustainment Interval: 12

Grade: All

Description: Correctly don appropriate levels of MOPP 1 through 4 within 8 minutes, and correctly identify various stages of MOPP and optional variants of MOPP levels 1, 2, and 3.

Condition: Given an NBC contaminated environment, MOPP gear and an NBC alarm or order.

Standard: Accomplish within 8 minutes of notification per the reference.

Performance Steps:

1. Don and clear the M40 series protective mask.
2. Don the Saratoga suit.

3. Don the overboots.
4. Don the gloves.

References:

Marine Corps Common Skills Handbook, Book 1B

Ordnance Requirements:

<u>DODIC</u>	<u>NOMENCLATURE</u>	<u>EXPENDED</u>		<u>UNEXPENDED</u>		<u>UNIT/ ISSUE</u>
		<u>UNITS/ STUDENT</u>	<u>UNITS/ SUPPORT</u>	<u>UNITS/ STUDENT</u>	<u>UNITS/ SUPPORT</u>	
G940	Grenade, Hand Green Smoke M18	0.000	17.000	0.000	0.000	Each
G945	Grenade, Hand Yellow Smoke M18	0.000	17.000	0.000	0.000	Each

RP-NBC-1047: Exchange MOPP gear

Initial Training Setting: FS

Sustainment Interval: 12

Grade: Seaman Recruit, Seaman Apprentice

Condition: Given a tactical scenario in a combat environment, an assistant, decontamination kit, a chemical protective over garment, over boots, protective gloves, a field protective mask with hood, and a secure/uncontaminated environment (MOPP exchange area). Dressed in contaminated MOPP-4 gear.

Standard: Demonstrate the use of applicable decontaminants and procedures in exchanging MOPP equipment without contaminating self or assistant.

Performance Steps:

1. Decontaminate gear.
2. Prepare for decontamination.
3. Decontaminate mask and hood.
4. Remove over garment and over boots.
5. Remove gloves.
6. Put on over garment.
7. Put on over boots and gloves.
8. Secure hood.
9. Secure gear.

References:

- Marine Corps Common Skills Handbook, Book 1B

RP-MIN-1048: Implement a Command Religious Program (CRP) for a combat environment

Initial Training Setting: FS

Sustainment Interval: 12

Grade: All

Condition: Given the reference, commander's intent, a unit scheduled for an exercise/operational deployment, and after operational planning conference.

Standard: Meet religious requirements within a unit as specified in the performance steps and in accordance with the reference.

Performance Steps:

1. Conduct a unit needs assessment.
2. Determine availability of funding.
3. Review after-action following redeployment.
4. Recommend in writing to continue, discontinue, or initiate programs based on after-action review.

References:

- MCRP 6-12A, Religious Ministry Team Handbook
-

RP-MIN-1049: Facilitate ministry in a combat environment

Initial Training Setting: FS

Sustainment Interval: 12

Grade: All

Condition: Given the reference and assignment to a unit operating in a hostile/combat environment.

Standard: As specified in the performance steps and in accordance with the reference.

Performance Steps:

1. Conduct an internal combat readiness assessment.
2. Apply the principles of ministry in combat.
3. Prepare equipment.
4. Prioritize ministry objectives.
5. Communicate with unit and supervisory RMTs.
6. Submit ministry reports.
7. Perform continual evaluation of religious resources and requirements.
8. Maintain record of ministry and movements.

References:

- MCRP 6-12A, Religious Ministry Team Handbook
-

RP-MIN-1050: Support ministry in military operations other than war (MOOTW)

Initial Training Setting: FS

Sustainment Interval: 12

Grade: All

Condition: Given the reference and functioning as a member of the RMT.

Standard: Meet the spiritual and religious needs of Marines, Sailors, and other authorized personnel per the reference. This includes the ability to identify key information as specified in the performance steps.

Performance Steps:

1. Identify the term MOOTW.
2. Identify the types of MOOTW.
3. Identify the characteristics of MOOTW.
4. Identify the principles of MOOTW.
5. Identify the operational environments.
6. Identify the categories of MOOTW.
7. Identify the role of the RMT in MOOTW.
8. Identify the definition of amphibious operations.
9. Identify the five phases of an amphibious operation.
10. Identify the definition of Ship-To-Objective Maneuver (STOM).
11. Identify the definition of sustained operations ashore.
12. Identify the responsibilities of the RMT prior to embarkation.
13. Identify the tactical markings of supplies and equipment.
14. Identify the responsibilities of embarked RMT personnel.

References:

- MCRP 6-12A, Religious Ministry Team Handbook
-

RP-MIN-1051: Support ministry to enemy prisoners of war (EPW), civilian detainees, and detained personnel

Initial Training Setting: FS

Sustainment Interval: 12

Grade: All

Condition: Given an explicit command requirement, a unit operations order and references.

Standard: Meet the conventions of international law per the references.

Performance Steps:

1. Identify provisions for religious supplies in planning for ministry to EPW, CDs, and detained personnel.
2. Identify ecclesiastical needs of detained clergy to minister to EPW, CDs, and detained personnel.
3. Identify the rights of EPW, CDs, and detained personnel.

References:

- MCRP 6-12A, Religious Ministry Team Handbook
- Joint Pub 3-10, Joint Doctrine for Rear Area Operations
- Geneva Convention relative to the Treatment of Prisoners of War (21 October 1950)
- Geneva Convention relative to the Protection of Civilian Persons in Time of War (21 October 1950)

RP-MIN-1052: Coordinate faith group specific coverage in the area of operations

Initial Training Setting: FS

Sustainment Interval: 12

Grade: All

Condition: Given a unit operations plan, administrative and communications assets, and command direction.

Standard: Provide religious support to faith groups within the command during pre-battle, battle, and post-battle phases of the operation.

Performance Steps:

1. Identify faith group specific needs in the area of operations.
2. Assist in coordinating worship services with appropriate staff sections.
3. Identify faith group demographics in the area of operations.

References:

- MCRP 6-12A, Religious Ministry Team Handbook
-

RP-MIN-1053: Establish liaison with Religious Ministry Teams in the area of operations

Initial Training Setting: FS

Sustainment Interval: 12

Grade: All

Condition: Given operation orders, and communications assets.

Standard: Establish liaison via communication net or in person, with higher and adjacent RMTs in the area of operations within 48 hours of arrival or within time frame established by the commander.

Performance Steps:

1. Determine which units are in your area of operations.
2. Determine the location of each unit (apply OPSEC as required).
3. Discuss actual or potential problems and solutions in providing for religious ministry support.
4. Follow-up with periodic meetings and/or radio or telephone contact.

References:

- MCRP 6-12A, Religious Ministry Team Handbook
-

RP-MIN-1054: Support field worship

Initial Training Setting: FS

Sustainment Interval: 12

Grade: All

Condition: Given ecclesiastical equipment in a field environment, operating as a member of an RMT, and the requirement to provide worship services in the field.

Standard: Meet religious needs of Marines, Sailors, and other authorized personnel and as specified in the performance steps and in accordance with the reference.

Performance Steps:

1. Determine location for worship services.
2. Obtain ecclesiastical equipment.
3. Publish a worship service schedule.
4. Rig for worship service.
5. Provide security per the references.
6. Unrig for worship service.

References:

- MCRP 6-12A, Religious Ministry Team Handbook

Range Requirements:

Appropriate training area

RP-MIN-1055: Support mortuary affairs

Initial Training Setting: FS

Sustainment Interval: 12

Grade: All

Condition: Given references, materials, equipment, the requirement to temporarily inter a casualty as well as command and mortuary affairs authority to do so.

Standard: Ensure dignified burial in accordance with the faith of the deceased, the commander's requirements and, as appropriate, local procedures.

Performance Steps:

1. Identify location for temporary internment in conjunction with command and designated mortuary affairs authority.
2. Assist with planning for the ceremony.
3. As required, assist in preparing the internment site.
4. Rig for ceremony.
5. Set security during ceremony.
6. Unrig ceremony.
7. Document ceremony in RMT logbook.

References:

- MCRP 6-12A, Religious Ministry Team Handbook
- NAVPERS 15560D, Naval Military Personnel Manual
- MCWP 4-11.8, Services in an Expeditionary Environment

- Joint Pub 4-06, Joint Tactics, Techniques and Procedures for Mortuary Affairs in Joint Operations
-

RP-MIN-1056: Support pastoral care in a mass casualty situation

Initial Training Setting: FS

Sustainment Interval: 12

Grade: All

Condition: Given a combat environment and medical response personnel in a mass casualty situation.

Standard: Provide professional and compassionate pastoral response to the injured and dead while systematically ministry efforts with medical personnel.

Performance Steps:

1. Identify the tactical principles of triage.
2. Identify triage classifications.
3. Describe the inverse relationship between pastoral care priorities and triage classifications.
4. Guide chaplain to those casualties most in need of pastoral care.
5. Maintain record of pastoral care given on U.S. Field Medical Card and RMT ministry logbook.

References:

- MCRP 6-12A, Religious Ministry Team Handbook
-

RP-MIN-1057: Support pastoral care to a Marine/Sailor experiencing combat trauma/stress.

Initial Training Setting: FS

Sustainment Interval: 12

Grade: All

Condition: Given references and a combat stress casualty.

Standard: Manage symptoms per the references. This includes the ability to identify key information as specified in the performance steps.

Performance Steps:

1. Identify the definition of combat stress.
2. Identify the symptoms of combat stress.
3. Identify RMT ministry priorities for responding to combat stress.
4. Identify general adaptation syndrome.
5. Identify the physical symptoms resulting from stress.
6. Identify the psychological symptoms resulting from stress.
7. Identify the factors increasing the risk of combat stress.

8. Identify the characteristics placing personnel at higher risk of developing combat stress.
9. Identify the principles of triage of combat stress.
10. Identify individuals experiencing combat stress, directing them to the chaplain.
11. Identify the time requirements for returning a combat stress casualty.

References:

- MCRP 6-12A, Religious Ministry Team Handbook
 - MCRP 6-11C, Combat Stress
-

RP-MIN-1058: Support pastoral counseling in combat

Initial Training Setting: FS

Sustainment Interval: 12

Grade: All

Condition: Given references and equipment, in a simulated combat environment, as a member of the RMT.

Standard: Address the personal and spiritual concerns of Marines, Sailors and family members as specified in the performance steps and in accordance with the reference.

Performance Steps:

1. Identify specific counseling needs.
2. Identify indicators of stress.
3. Assist in referring members for counseling.
4. Establish liaison with supporting agencies.
5. Assist in scheduling appointments.

References:

- MCRP 6-12A, Religious Ministry Team Handbook
-

RP-MIN-1059: Prepare Religious Ministries Appendices

MET Supported: 3

Initial Training Setting: FS

Sustainment Interval: 12

Grade: All

Condition: Given references, materials, and equipment.

Standard: Produce Annex A of the unit operations plan (OPLAN). The Religious Ministry Plan must incorporate the commander's intent, phasing of the operation, the communications/electronics plan, support requirements and coordination with adjacent and supervisory RMTs.

References:

- MCRP 6-12A, Religious Ministry Team Handbook
 - MCWP 5-1, Marine Corps Planning Process
-

RP-STF-1060: Identify the role of the RMT in personal and family readiness programs

Initial Training Setting: FS

Sustainment Interval: 12

Grade: All

Condition: Given the reference, materials, equipment, and a scenario.

Standard: As specified in the performance steps and in accordance with the references.

Performance Steps:

1. Identify the role of the unit Family Readiness Officer (FRO), Key Volunteer leadership, and Dependent Assistant During Deployment (DADD) Personnel.
2. Identify the function and responsibilities of the RMT in support of the personal and family readiness programs.
3. Liaison with supporting agencies such as Marine Corps Family Team Building and the Armed Services YMCA.
4. Liaison with supporting agencies such as Marine Corps Family Team Building and the Armed Services YMCA.
5. Identify the process to establish liaison with supporting agencies.

References:

- MCRP 6-12A, Religious Ministry Team Handbook
 - MCO 1754.6, Marine Corps Family Team Building
-

RP-STF-1061: Prepare brief for the commander on religious practices and traditions in a given area of operations

Initial Training Setting: FS

Sustainment Interval: 12

Grade: Seaman Recruit, Seaman Apprentice, Seaman

Condition: Given the reference, research resources, a requirement to prepare a brief, and an identified Area of Operations (AOR).

Standard: Provide informational brief that includes the religious make-up of the host country as well as cultural customs and traditions. Research for the brief must be coordinated with S-2.

Performance Steps:

1. Research the religious practices and traditions within the host country.

Included, but not limited to: description of primary religious groups and organizations; principle religious beliefs, practices, and traditions; how religious beliefs may impact mission; religious shrines; religious structures to be avoided by command personnel.

2. Prepare brief.
3. Assist in delivery of brief.

References:

- MCRP 6-12A, Religious Ministry Team Handbook
-

RP-STF-1062: Develop the CRP budget

Initial Training Setting: FS

Sustainment Interval: 12

Grade: All

Description: Develop the CRP budget including assessing the needs of the unit, command objectives, reviewing previous budgets, determining which programs should be maintained or initiated, and preparing a written plan for command approval.

Condition: Given references, materials, equipment, and assignment to a unit with a CRP.

Standard: Budget to meet the religious, moral, and social needs of assigned Marines/Sailors and their families.

Performance Steps:

1. Assist chaplain in conducting a religious needs assessment of the unit.
2. Identify material requirements.
3. Assist in determining if CRP programs should be continued or discontinued.
4. Provide documentation for justifying funding requirements.
5. Assist with drafting a budget to supporting CRP needs.
6. Make authorized procurements.

References:

- NAVEDTRA 287-01-45-82, Religious Program Specialist 3 and 2
 - MCRP 6-12A, Religious Ministry Team Handbook
 - MCO 1730.6, Command Religious Programs in the Marine Corps
-

RP-STF-1063: Identify logistical support requirements for Religious Ministry Teams (RMTs)

Initial Training Setting: FS

Sustainment Interval: 12

Grade: All

Condition: Given the reference, forms, ecclesiastical equipment, religious consumables, a mount-out box and a computer.

Standard: Identify equipment, transportation, maintenance, and travel support needs to meet mission requirements per the reference.

Performance Steps:

1. Describe Command Religious Program logistical support requirements.
2. Describe special allowance letters.
3. Describe materials for embarkation/debarkation.
4. Describe the components of a 30-day combat mount-out box.
5. Describe re-supply procedures.

References:

- MCRP 6-12A, Religious Ministry Team Handbook
-

RP-MCMP-1064: Participate in Marine Corps Martial Arts Program (MCMAP) Tan Belt training

Initial Training Setting: FS

Sustainment Interval: 12

Grade: Seaman Recruit, Seaman Apprentice, Seaman

Description: Participate in Marine Corps Martial Arts Program (MCMAP) Tan Belt training.

Condition: Given all MCMAP equipment and a qualified MCMAP Instructor.

Standard: Achieve a tan belt to instill a warrior ethos through mental, character, and physical disciplines per the references.

References:

- Marine Corps Common Skills Handbook, Book 1B
 - MCO 1500.54A, Marine Corps Martial Arts Program
-

RP-PT-1065: Participate in conditioning hikes

Initial Training Setting: FS

Sustainment Interval: 12

Grade: All

Condition: Given the requirement, prescribed load and assigned weapon.

Standard: Complete 8-mile hike with the prescribed load and within 100 meters or within line of sight of the formation per the reference.

References:

- FMFRP 0-1B, Marine Physical Readiness Training For Combat

Range Requirements:

Appropriate training area

RP-MED-1066: Perform water purification for individual use

Initial Training Setting: FS

Sustainment Interval: 12

Grade: All

Condition: Given source of water in a secure combat environment, canteen with cup, purification agents, and necessary field equipment.

Standard: Purify water to prevent incidence and spread of diarrheal disease per the references.

Performance steps:

1. Identify sources of water in a field environment.
2. Identify factors affecting sources of water.
3. Identify types of water containers and their capacities.
4. Purify large and small quantities of water utilizing the preferred methods for each.
5. Disinfect a canteen of water.

References:

- FM 21-75, Combat Skills of the Soldier
 - MCRP 4-11.1D, Field Hygiene and Sanitation
 - Marine Corps Common Skills Handbook, Book 1B
-

RP-MED-1067: Perform care of the feet

Initial Training Setting: FS

Sustainment Interval: 12

Grade: All

Condition: Given the requirement in a tactical environment, necessary equipment, supplies, and the reference.

Standard: Wash and dry feet daily, apply foot powder, and change socks daily per the reference in order to safeguard personal and unit health.

Performance Steps:

1. Identify the causes of foot disorders.
2. Identify areas of concern in fitting boots and preventive measures for foot disorders.
3. Identify the treatment for foot disorders.

References:

- FM 21-75, Combat Skills of the Soldier
-

RP-MED-1068: Evacuate a casualty

Initial Training Setting: FS

Sustainment Interval: 12

Grade: All

Condition: Given a tactical scenario in any combat environment, combat casualties requiring movement, a partner and miscellaneous materials that can be used to improvise as a stretcher and using various manual carries and improvised stretchers.

Standard: Safely evacuate a casualty.

References:

- Marine Corps Common Skills Handbook, Book 1B
 - MCRP 3-02G, First Aid
-

RP-MED-1069: Control hemorrhage

Initial Training Setting: FS

Sustainment Interval: 12

Grade: All

Condition: Given a First Aid Kit, and necessary supplies/equipment.

Standard: Control hemorrhage, reducing the risk of further injury or death.

Performance steps:

1. Identify the types of hemorrhage.
2. Identify the requirements for applying a tourniquet, pressure dressing or Quick Clot (for personnel equipped with the new Individual First Aid Kit (IFAK)).
3. Apply tourniquet or pressure dressing.
4. Monitor hemorrhage.

References:

- MCRP 3-02G, First Aid
-

RP-MED-1070: Apply a splint to a fracture

Initial Training Setting: FS

Sustainment Interval: 12

Grade: All

Condition: Given a combat casualty, first aid kit and appropriate materials.

Standard: Correctly splint a fracture reducing the risk of further injury or death.

Performance Steps:

1. Evacuate the casualty.
2. Select suitable materials to be used as a splint.
3. Pad the splint.
4. Immobilize the fracture.

References:

- Marine Corps Common Skills Handbook, Book 1B
 - MCRP 3-02G, First Aid
-

RP-MED-1071: Treat for shock

Initial Training Setting: FS

Sustainment Interval: 12

Grade: All

Condition: Given a combat casualty, a standard First Aid Kit, and the necessary equipment/supplies.

Standard: Treat for shock, reducing the risk of further injury or death.

Performance steps:

1. Identify the definition of shock.
2. Identify the symptoms of shock.
3. Identify the treatments of shock.

References:

- MCRP 3-02G, First Aid
-

RP-MED-1072: Manage chemical agent casualties

Initial Training Setting: FS

Sustainment Interval: 12

Grade: All

Condition: Given a chemical warfare agent casualty in a combat environment and the standard Field Medical Service Technician equipment and supplies, including nerve agent antidote injectors and an M291 skin decontamination kit.

Standard: Handle casualties in such a manner to not contaminate self and to reduce the risk of further injury or death.

Performance Steps:

1. Stop breathing.
2. Administer the proper antidote.

3. If face has become contaminated, find cover and decontaminate face.
4. Assist others.
5. When mission permits, decontaminate clothing and equipment.

References:

- MCRP 3-02G, First Aid
-

RP-INFO-1073: Explain the obligations of Prisoner of War (POW)

Initial Training Setting: FS

Sustainment Interval: 12

Grade: All

Condition: Without the aid of references.

Standard: Per the references.

Performance Steps:

1. State the four items of information that POWs are required to give captors.
2. Explain lawful obedience to rules and regulations.
3. Explain the responsibility to perform paid labor.
4. Explain the responsibilities to observe military discipline, courtesy and the rendering of honors.

References:

- Marine Corps Common Skills Handbook, Book 1A
 - MCRP 5-12.1A, The Law of Land Warfare
-

RP-INFO-1074: Explain the Law of War

Initial Training Setting: FS

Sustainment Interval: 12

Grade: All

Condition: Without the aid of references.

Standard: Explain the nine principles of the Law of War and how they impact the mission during combat.

Performance Steps:

1. Identify why Marines only fight enemy combatants.
2. Identify that Marines do not harm enemies who surrender. They must disarm them and turn them over to superiors.
3. Identify that Marines do not kill or torture prisoners.
4. Identify that Marines collect and care for the wounded, whether friend or foe.
5. Identify that Marines do not attack medical personnel, facilities, or

- equipment.
6. Identify that Marines destroy no more than the mission requires.
 7. Identify that Marines treat all civilians humanely.
 8. Identify that Marines do not steal. Marines respect private property and possessions.
 9. State the fourth element of the purpose for close order drill.
 10. Explain how violations of the laws of war have an impact on the accomplishment of the mission during combat.

References:

- Marine Corps Common Skills Handbook, Book 1A
 - MCRP 5-12.1A, The Law of Land Warfare
-

RP-INFO-1075: Explain the six articles of the Code of Conduct

Initial Training Setting: FS

Sustainment Interval: 12

Grade: All

Condition: Without the use of the reference.

Standard: Per the reference.

References:

- Marine Corps Common Skills Handbook, Book 1A
-

RP-INFO-1076: Identify significant events in Marine Corps history

Initial Training Setting: FS

Sustainment Interval: 12

Grade: All

Condition: Without the use of the reference.

Standard: Per the reference.

Performance Steps:

1. Identify the birthplace of the United States Marine Corps.
2. Identify the birthdate of the United States Marine Corps.
3. Identify the year Marine aviation began.
4. Identify the date women joined the United States Marine Corps.
5. Identify the thirteenth Commandant of the Marine Corps.
6. Identify the Marine who was awarded the Medal of Honor for actions during the battle of Guadalcanal and gave his life on Iwo Jima.
7. Identify the battle in which General Smith stated: "We are not retreating, we are attacking in a different direction".
8. Identify the date the Marine Barracks was bombed killing 220 Marines in Beirut, Lebanon.

9. Identify the battle that was the first ground engagement with Iraqi forces in the Persian Gulf.

References:

- Marine Corps Common Skills Handbook, Book 1A
-

RP-INFO-1077: Explain the rights of prisoners of war (POW)

Initial Training Setting: FS

Sustainment Interval: 12

Grade: All

Condition: Without the aid of references.

Standard: Per the references.

Performance Steps:

1. Explain the right to receive sanitary protective housing and clothing.
2. Explain the right to receive a sufficient amount of food to sustain good health.
3. Explain the right to receive adequate medical care.
4. Explain the right to receive necessary facilities for proper hygiene.
5. Explain the right to practice religious faith.
6. Explain the right to keep personal property except weapons, military equipment, and military documents.
7. Explain the right to send and receive mail.
8. Explain the right to receive packages containing non-contraband items such as food, clothing, educational, religious, and recreational materials.
9. Explain the right to select a fellow POW to represent you.
10. Explain the right to receive humane treatment.
11. Explain the right to have a copy of the Geneva Convention and its annexes, including any special agreements, posted where it can be read. The Geneva Convention and its annexes, etc., must be written in the proper language for POWs to understand and available upon request.
12. Explain the right to have a copy of all camp regulations, notices, orders, and publications about POW conduct posted where it can be read. Regulations, notices, etc., must be written in the proper language for POWs to understand and available upon request.

References:

- Marine Corps Common Skills Handbook, Book 1A
- MCRP 5-12.1A, The Law of Land Warfare

4070. RP BATTALION INDIVIDUAL EVENTS (2000-LEVEL)

RP-FLD-2003: Engage targets with the M16A2 service rifle at the sustained rate

Initial Training Setting: MOJT

Sustainment Interval: 12

Grade: All

Description: Engage targets with the M16A2 service rifle at the sustained rate.

Condition: The RP is provided an M16A2 service rifle, 782 gear, and targets.

Standard: The RP must achieve a five shot group with the size not exceeding seven minutes of angle (MOAS) or 2.5 inches per the references.

Performance Steps:

1. Handle weapon safely.
2. Select a sling.
3. Assume a firing position.
4. Place the weapon in Condition 3.
5. Place the weapon in Condition 1.
6. Fire well-aimed shots.
7. Assess the shot group.

Prerequisites:

RP-FLD-1030
RP-FLD-1031
RP-FLD-1032

References:

- Marine Corps Common Skills Handbook, Book 1B
- MCRP 3-01A, Rifle Marksmanship

Ordnance Requirements:

<u>DODIC</u>	<u>Nomenclature</u>	<u>Init. Profcy</u>	<u>Per Iteratn.</u>	<u>Annl. sustainment</u>
A060	CTG 5.56mm, Dummy	28.000 ea	28.000 ea	28.000 ea

Range Requirements:

Rifle range

RP-FLD-2004: Qualify with Table of Organization (T/O) weapon

Initial Training Setting: MOJT

Sustainment Interval: 12

Grade: All

Description: Qualify with Table of Organization (T/O) weapon. In most cases, the T/O weapon for an RP assigned to a battalion, squadron, or a regiment is the M16A2 service rifle. For MAG RPs, as well as those assigned Division, Wing or FSSG headquarters RMTs, the T/O weapon may either be the M16A2 service rifle or the M9 service pistol.

Condition: Provided a T/O weapon, helmet, 782 gear, range, range safety, support personnel, and targets.

Standard: Qualify with his or her T/O weapon per the references.

Prerequisites:

For M16A2:

RP-FLD-1030

RP-FLD-1031

RP-FLD-1032

For M9:

RP-FLD-1027

RP-FLD-1028

RP-FLD-1029

References:

- MCRP 3-01A, Rifle Marksmanship
- MCRP 3-01B, Pistol Marksmanship
- MCO 3574.2, Entry Level and Sustainment Level Marksmanship Training with the M16A2 Service Rifle and M9 Service Pistol

Ordnance Requirements:

<u>DODIC</u>	<u>Nomenclature</u>	<u>Init. Proficiency</u>	<u>Annual Sustainment</u>
A080	Cartridge, 5.56 LFS	553.000 ea	359.000 ea
A359	Cartridge, 9mm Ball M882	359.000 ea	200.000 ea

Range Requirements:

Rifle and pistol ranges and qualified range safety and support personnel

RP-FLD-2007: Select a temporary fighting position

Initial Training Setting: MOJT

Sustainment Interval: 12

Grade: All

Description: Select a temporary fighting position when at an over watch position, after initial movement into a tentative defensive position, at a halt during movement, or upon receiving direct fire. The firing position selected must protect from enemy observation and fire, and allow the effective fire on enemy positions without exposing most the head and body.

Condition: Moving with a squad and receive enemy contact.

Standard: As directed by the squad leader, provide a base of fire to allow the chaplain to withdraw.

Performance Steps:

1. Select a position to take advantage of available cover and concealment.
2. Select a position allowing observation and firing around the side of an object while concealing most of the head and body.
3. Select a position allowing for staying low when observing and firing, whenever possible.
4. Select a position that does not cause a silhouette against the surrounding environment.
5. Follow squad leader's directions after initial selection of a temporary fighting position.

References:

- STP 21-1, Soldier's Manual of Common Tasks, Skill Level 1
 - FMFM 6-5, Marine Rifle Squad
 - MCWP 3-11.3, Scouting and Patrolling
-

RP-FLD-2009: Report information

Initial Training Setting: MOJT

Sustainment Interval: 12

Grade: All

Condition: Given a situation to observe and without the aid of references.

Standard: Provide an accurate written and verbal report of the enemy situation.

Performance Steps:

1. Per the references, draft a SALUTE report.
2. Prepare a simple sketch.
3. Prepare a panoramic sketch.

References:

- Marine Corps Common Skills Handbook, Book 1B
 - MCWP 3-11.3, Scouting and Patrolling
-

RP-FLD-2011: Perform troubleshooting procedures on a faulty radio/field telephone

Initial Training Setting: MOJT

Sustainment Interval: 12

Grade: All

Condition: Given a tactical scenario in a combat environment, an AN/PRC 119 radio, operator maintenance equipment, accessory bag, material for expedient antenna, a BA-4386 battery, and frequency assignment.

Standard: Per the reference, identify the 9 items on the operator's troubleshooting checklist cited in performance steps.

Performance steps:

1. Ensure all switches are set properly.
2. Check all cable connections to ensure they are tight.
3. Ensure antenna is properly connected and positioned.
4. Verify line of sight with other stations.
5. Adjust/Change position for improved communication.
6. Perform passive late net entry if traffic has been nonexistent for a period of time.
7. Ensure radio has adequate power (especially with manpacks).
8. Check for another net station co-located in the area (called co-site interference).
9. Determine if signals are being jammed by the enemy. If so, take appropriate action.

References:

- TM 11-5820-890-10-1, AN/PRC119
-

RP-EXPD-2012: Explain deadly force

Initial Training Setting: MOJT

Sustainment Interval: 12

Grade: All

Description: Explain deadly force.

Condition: Without the aid of references.

Standard: Per the references, explain the conditions that justify the use of deadly force, and explain the procedures for applying deadly force.

Performance Steps:

1. Define deadly force.
2. State the six conditions that justify the use of deadly force.
3. State the procedures for applying deadly force.

References:

- Marine Corps Common Skills Handbook, Book 1A
 - NAVMC 2691A, U.S. Marine Corps Interior Guard Manual
-

RP-EXPD-2013: Provide security during a field worship service

Initial Training Setting: MOJT

Sustainment Interval: 12

Grade: All

Description: Upon arrival at the forward company position, liaise with the unit commander or senior enlisted in order to integrate into the company's security. Pay special attention to routes into and out of the company area

as well as the location of bunkers or other covered positions. Determine what signals the company uses to indicate a threat. Prior to the start of the service, brief the chaplain on signals and immediate actions if hostile fires are received. Upon receiving warning of incoming fires, latch onto the chaplain and get him or her to the covered position or bunker. Remain with the chaplain while integrating into the company defense as appropriate.

Condition: The RMT has received permission from the commander to travel to a forward-lying company command post in order to conduct a field worship service. During the service, the RP is patrolling the perimeter when a warning of incoming fire is sounded.

Standard: Using performance steps and per the references, ensure the Chaplain's safety.

Performance Steps:

1. Rehearse RMT signals and immediate actions before departing for forward area.
2. Ensure all equipment is accounted for before, during, and after movement to forward area.
3. Liaise with the unit commander or senior enlisted.
4. During service, patrol perimeter of area.

References:

- FMFM 6-5, Marine Rifle Squad

Range Requirements:

Appropriate training area

RP-MART-2014: Obtain Marine Corps Martial Arts Program (MCMAP) Gray Belt qualification

Initial Training Setting: MOJT

Sustainment Interval: 12

Grade: All

Condition: Provided with a qualified instructor, an opponent, mouthpiece, and all required training aids, without the aid of the reference.

Standard: Achieve a score of at least 70% on the performance test to qualify as a Gray Belt.

Prerequisites:

RP-MART-1064

References:

- MCO 1500.54A, Marine Corps Martial Arts Program
-

RP-EXPD-2015: Provide chaplain protective services

Initial Training Setting: MOJT

Sustainment Interval: 12

Grade: All

Description: If the RMT is mobile, maintain a buffer around the chaplain. Constantly scan to the edge of line of sight in order to maximize the distance between the chaplain and the potential threat. If the chaplain stops to speak with a national, remain within 6-10 feet while continuing to scan the area for signs of a threat. If a threat is detected, latch onto the chaplain and provides cover for the chaplain to disengage in the direction of friendly forces. Provide a SALUTE report to the friendly force unit leader upon entering the friendly-controlled area.

Condition: Tasked with providing protective services for a chaplain in an expeditionary environment. No additional RPs or Marines are assigned to protect the chaplain, but the RMT is operating in close proximity of a friendly patrol. The RP assesses a potential threat to the chaplain's safety.

Standard: Ensure the safety of the chaplain per the references.

References:

- FM 19-10, Military Police Law and Order Operations (Chapter 19: Protective Services)
 - MCWP 3-34.1, Military Police in Support of the MAGTF
-

RP-CARE-2017: Support counseling in expeditionary environments

Initial Training Setting: MOJT

Sustainment Interval: 12

Grade: All

Description: Set up a tent that affords privacy for pastoral counseling and an administrative base from which to operate. Additionally, coordinate the chaplain's counseling schedule and direct Marines or Sailors with special counseling needs towards the chaplain.

Condition: Given a requirement to support counseling to command personnel and other authorized personnel.

Standard: Provide privacy, coordination and direction per the reference.

References:

- MCRP 6-12A, Religious Ministry Team Handbook
-

RP-MGMT-2018: Prepare a mount-out box

Initial Training Setting: MOJT

Sustainment Interval: 12

Grade: All

Condition: Provided a 6 cubic foot wooden box, 30 days of consumable religious supplies, paint and stencils, and waterproofing materials.

Standard: Prepare the mount-out box to meet mission requirements per the reference.

Performance Steps:

1. Obtain box from S-4 Embarkation NCO.
2. Paint and label box in accordance with guidance from S-4 embarkation section.
3. Ensure that box contains a packing list of 30 days' worth of religious ministries consumable items. All items must be waterproofed.
4. Coordinate with S-4 for actual embarkation of box onto ship, aircraft, or land transport to final destination.

References:

- MCRP 6-12A, Religious Ministry Team Handbook

Miscellaneous: RMTs may elect to maintain two mount-out boxes. The first box contains all required consumable items, but is not opened unless the RMT stands an inspection or deploys in the support of a real-world contingency or operation. The second is a "working" mount-out box containing items that are routinely distributed to members of the command.

4080. RP BATTALION INDIVIDUAL EVENTS ALSO PERFORMED BY CHAPLAINS (2300)

RP-FLD-2300: Use a map overlay

Initial Training Setting: MOJT

Sustainment Interval: 12

Grade: All

Condition: Provided a map and a unit overlay.

Standard: Align the overlay with the map using the registration marks, then identify marginal, security and graphic information correctly per the reference.

Performance Steps:

1. Place overlay grid register marks over grid intersections on map.
2. Identify marginal information.
3. Identify security classification.
4. Identify graphic symbols.

Prerequisites:

RP-FLD-1020

References:

- STP 21-24, Soldier's Manual of Common Tasks, Skill Levels 2-4
-

RP-FLD-2301: Perform self-extraction from a mined area

Initial Training Setting: MOJT

Sustainment Interval: 12

Grade: All

Condition: Given an area containing buried mines and trip wire-activated mines, a probing device, a trip wire feeler, personal protective equipment, marking material, and a vehicle.

Standard: Successfully extract self from area per the references.

Performance Steps:

1. Probe an area large enough to move in (about 1 meter in diameter).
2. Remove equipment.
3. Prepare equipment.
4. Probe for mines.
5. Mark mined area.
6. Report information on mined area to command.

References:

- STP 21-1, Soldier's Manual of Common Tasks, Skill Level 1

- FMFM 6-5, Marine Rifle Squad
-

RP-FLD-2302: Perform individual movement

Initial Training Setting: MOJT

Sustainment Interval: 12

Grade: All

Condition: Provided with a route and 782-gear, and with exposure to aerial flares and ground flares.

Standard: Perform crawling, night walk, and creeping techniques per the references.

Performance Steps:

1. Perform the high crawl technique.
2. Perform the low crawl technique.
3. Perform the back crawl technique.
4. Perform the individual rush technique.
5. Perform the night crawl technique.
6. Perform the creeping technique.
7. Perform actions upon exposure to aerial flares.
8. Perform actions upon exposure to ground flares.

References:

- Marine Corps Common Skills Handbook, Book 1B
 - MCWP 3-11.3, Scouting and Patrolling
-

RP-FLD-2303: Navigate from one point on the ground to another point while mounted

Initial Training Setting: MOJT

Sustainment Interval: 12

Grade: All

Condition: Provided with a standard 1:50,000-scale topographic map of the area, a coordinate scale, a protractor, and a compass, while mounted in a vehicle with cross-country capability and tasked to move from a known start point to one or more distant points.

Standard: Conduct mounted movement to the designated point(s) using terrain association and dead reckoning.

Performance Steps:

1. Determine the effects of terrain on the vehicle when conducting mounted land navigation.
2. Know the effects of weather on vehicle movement.

3. Understand terrain association and dead reckoning methods.
4. Combine and use RP methods.

Prerequisites:

RP-FLD-1021

References:

- STP 21-1, Soldier's Manual of Common Tasks, Skill Level 1
-

RP-FLD-2304: React to indirect fire

Initial Training Setting: MOJT

Sustainment Interval: 12

Grade: All

Condition: Given simulated incoming indirect fire.

Standard: Identify warning signs of incoming indirect fire and react to it on foot and in a defensive position.

Performance Steps:

1. Identify the warning signs of incoming indirect fire.
2. React to incoming fire on foot.
3. React to incoming indirect fire in a defensive position.

References:

- Marine Corps Common Skills Handbook, Book 1B
 - FM 21-75, Combat Skills of the Soldier
 - FMFM 6-5, Marine Rifle Squad
-

RP-FLD-2305: React to direct fire

Initial Training Setting: MOJT

Sustainment Interval: 12

Grade: All

Condition: Given full combat equipment, an M16A2 service rifle, and a tactical scenario involving incoming direct fire.

Standard: Drop to the ground and perform individual movement.

Performance Steps:

1. Drop to the ground.
2. Perform individual movement.

References:

- Marine Corps Common Skills Handbook, Book 1B
- STP 21-1, Soldier's Manual of Common Tasks, Skill Level 1

RP-FLD-2306: React to antipersonnel devices

Initial Training Setting: MOJT

Sustainment Interval: 12

Grade: All

Condition: Provided with full combat equipment and a tactical scenario involving antipersonnel devices.

Standard: Per the references.

Performance Steps:

1. Gather information on mines and booby traps associated with the area of operations.
2. Recognize the indicators of mines and booby traps during movement.
3. React as in task 2000-EXPD-0208 (react to indirect fire).
4. Report all suspected areas containing antipersonnel devices to the command.

References:

- Marine Corps Common Skills Handbook, Book 1B
 - STP 21-1, Soldier's Manual of Common Tasks, Skill Level 1
-

RP-FLD-2307: Utilize camouflage, cover, and concealment techniques

Initial Training Setting: MOJT

Sustainment Interval: 12

Grade: All

Description: Conceal from enemy observation and secure cover from enemy fire. When terrain alone does not provide adequate cover and concealment, use natural and man-made materials to camouflage body, equipment, and position.

Condition: Assumes a tactical scenario requiring employment of camouflage, cover, and concealment techniques.

Standard: Demonstrate per the reference.

References:

- FM 21-75, Combat Skills of the Soldier
-

RP-FLD-2309: Perform individual precautions while crossing a danger area

Initial Training Setting: MOJT

Sustainment Interval: 12

Grade: All

Condition: Given a patrol order, 782 gear, and a requirement to accompany a squad-sized patrol.

Standard: Perform movement without compromising the patrol.

Performance Steps:

1. Check for enemy presence.
2. Perform individual actions at halts.
3. On order, occupy rally points.
4. Perform crossing techniques.

References:

- Marine Corps Common Skills Handbook, Book 1B
 - MCWP 3-11.3, Scouting and Patrolling
-

RP-FLD-2310: Pass through lines

Initial Training Setting: MOJT

Sustainment Interval: 12

Grade: All

Condition: Provided with a patrol order, 782-gear, a route guide, and the requirement to accompany a squad-sized patrol.

Standard: Participate in meeting mission requirements by avoiding detonation of any early warning devices per the references.

Performance Steps:

1. Maintain noise and light discipline.
2. Perform individual movement as a member of the patrol.
3. Travel through gaps or lanes in obstacle plan as directed by patrol leader.

References:

- Marine Corps Common Skills Handbook, Book 1B
 - MCWP 3-11.3, Scouting and Patrolling
-

RP-FLD-2312: Perform land navigation using a AN/PSN-11 Portable Lightweight Global Positioning System Receiver (PLGR)

Initial Training Setting: MOJT

Sustainment Interval: 12

Grade: All

Description: Use a map to plot starting location, three intermediate waypoints and an ending location. Use the PLGR to navigate to the three intermediate waypoints and arrive at the final intended destination.

Condition: Provided with a map, AN/PSN-11 PLGR, and a destination.

Standard: Arrive successfully at the destination.

Performance Steps:

1. Set up PLGR.
2. Obtain position, time, and tracking information.
3. Initialize PLGR.
4. Enable crypto-variable operations.
5. Enter a waypoint.
6. Mark waypoints.
7. Navigate using PLGR.

Prerequisites:

RP-FLD-1021
RP-FLD-2303

References:

- TM 11-5825-291-13, AN/PSN-11 (PLGR)
-

RP-FLD-2313: Operate night vision goggles (NVGs)

Initial Training Setting: MOJT

Sustainment Interval: 12

Grade: All

Condition: Given AN/PVS-5 NVGs and an area to observe during darkness.

Standard: Correctly perform NVG preventive maintenance procedures, place the NVG into operation, and achieve the proper focus within a 5-minute period.

Performance Steps:

1. Conduct pre-operational check.
2. Place NVGs into operation.
3. Adjust focus.
4. When complete, conduct post-operational check.

References:

- TM 11-5855-238-10, Operators Manual, Night Vision Goggles, AN/PVS-5
-

RP-FLD-2315: Communicate using a field telephone

Initial Training Setting: MOJT

Sustainment Interval: 12

Grade: All

Description: Communicate using a field telephone.

Condition: Provided a TA-312 or TA-1 field telephone, batteries, wire, and a technical manual.

Standard: Transmit a message per the reference.

Performance Steps:

1. Install batteries as appropriate.
2. Connect communications wire to the field telephone.
3. Ring destination.
4. Perform a communications check.
5. Communicate a message.
6. Perform operator level maintenance.

References:

- Marine Corps Common Skills Handbook, Book 1B
-

RP-FLD-2316: Explain basic techniques for survival in jungle, cold weather, desert, and ocean environments

Initial Training Setting: MOJT

Sustainment Interval: 12

Grade: All

Condition: Provided with 782-gear, a survival kit, and a poncho.

Standard: Per the reference.

Performance Steps:

1. Describe three types of shelters that can be constructed utilizing a poncho.
2. Describe two methods of obtaining potable water in each of the following environments: frigid areas, at sea, beach, and desert.
3. Describe two techniques for lighting a fire using modern methods, and two techniques for lighting a fire using primitive methods.
4. Describe five measures for conserving your water supply in a desert environment.
5. Describe three travel trips for movement through a jungle.
6. Describe two techniques of water and food procurement in a jungle environment.
7. Describe the four principles of cold weather survival (C.O.L.D.).
8. Describe the four principles for obtaining or conserving water in ocean environments.
9. Describe the two methods of field expedient direction finding.
10. Describe three techniques for signaling.

References:

- MCRP 3-02F, Survival
-

RP-FLD-2318: Perform basic first aid

Initial Training Setting: MOJT

Sustainment Interval: 12

Grade: All

Condition: Provided with a combat casualty, a first aid kit, and appropriate materials.

Standard: Perform basic first aid per the references.

Performance Steps:

1. Perform the four basic life saving steps.
2. Perform treatment for burns.
3. Apply a pressure dressing.
4. Apply a splint to a fracture.
5. Apply a tourniquet.
6. Treat an insect or animal bite.
7. Evacuate a casualty.
8. Treat a climatic injury.

References:

- Marine Corps Common Skills Handbook, Book 1B
 - MCRP 3-02G, First Aid
-

RP-EXPD-2320: Embark/Debark from an AAV or landing craft

Initial Training Setting: MOJT

Sustainment Interval: 12

Grade: All

Description: Embark the landing craft or AAV on order from the boat team commander. Upon arrival in the beach landing zone (landing craft) or dismount point (AAV), debark on order from boat team commander. Individual equipment must have been prepared for quick jettison in the event that the landing craft or AAV sinks.

Condition: Given a requirement to embark and debark from a landing craft or amphibious assault vehicle (AAV) under the supervision of a boat team commander and an assistant boat team commander, assigned to a boat team and staged at the designated assembly area.

Standard: Successfully embark/debark per the reference.

Performance Steps:

1. Prepare individual equipment per the reference.
2. Don life jacket.
3. Embark/Debark on order.

References:

- FMFM 6-5, Marine Rifle Squad
-

RP-EXPD-2323: Participate in underwater egress training (helicopter)

Initial Training Setting: MOJT

Sustainment Interval: 12

Grade: All

Condition: Assumes qualification as a Navy 2nd class or Marine Corps WSQ3 swimmer.

Standard: Successfully egress from a submerged helicopter trainer.

Prerequisite:

RP-FLD-1041

References:

- OPNAVINST 3710.7S, Naval Air Training and Operating Procedures Standardization (NATOPS) Manual (Ch. 8: Aviation Survival)
 - MCO 1730.6, Command Religious Programs in the Marine Corps
-

RP-EXPD-2324: Operate a M-998 series HMMWV

Initial Training Setting: MOJT

Sustainment Interval: 12

Grade: All

Description: Identify all instruments, controls, indicators, and equipment associated with the M-998 series HMMWV. Conduct preventative maintenance checks before, during and after vehicle operation. Operate the M998 HMMWV; start vehicle, read gauges, use high range, upshift and downshift the transmission selector lever through all gear ranges, manipulate the controls, use correct braking procedures, perform basic driving maneuvers to include backing the HMMWV during day and night conditions.

Condition: Provided a requirement, a M-998 series HMMWV, a suitable training area, all required maintenance items and technical references.

Standard: Operate the M-998 series HMMWV without accident or injury following the performance steps and per the references.

Performance Steps:

1. Conduct pre-operational preventative maintenance.
2. Operate the M-998 series HMMWV, conducting operational preventative maintenance checks as required.
3. Conduct post-operational preventative maintenance.

References:

- TM 9-2320-280-10. Operator's Manual for Truck, Utility, 1 1/4 Ton, M998
 - FM 21-305, Manual for the Wheeled Vehicle Driver
-

RP-NBC-2329: Perform basic functions while in MOPP 4

Initial Training Setting: MOJT

Sustainment Interval: 12

Grade: All

Description: Per the reference, decontaminate the male end of the drinking tube and drink from the canteen using the drinking tube apparatus, describe procedures necessary in performing bodily functions, particularly decontamination of exposed areas of the body and clothing, and to sleep safely while in MOPP 4.

Condition: Given an M40 series field protective mask, canteen with NBC cap, a M258A1 decontamination kit, and MOPP-4 conditions.

Standard: Safely drink from canteen using the drinking tube apparatus and describe procedures for performing while in MOPP-4 per the reference.

Performance Steps:

1. Drink water.
2. Urinate and defecate as necessary.
3. Change filter canister on order.
4. Sleep in a contaminated chemical environment as required.

References:

- Marine Corps Common Skills Handbook, Book 1B
-

RP-NBC-2331: Identify NATO NBC Markers

Initial Training Setting: MOJT

Sustainment Interval: 12

Grade: All

Condition: Provided with a standard NBC marking kit and sufficient data to properly complete a contamination marker, and a scenario.

Standard: State shape, colors, and purpose of the standard NBC contamination markers provided. Based on the scenario, he/she will select the appropriate marker and record necessary information on the front side of the marker.

Performance Steps:

1. Identify the sign for chemical materials.
2. Identify the sign for biological materials.
3. Identify the sign for radiological materials.

4. Identify the sign for chemical minefield materials.

References:

- Marine Corps Common Skills Handbook, Book 1B
-

RP-NBC-2332: React to a nuclear attack

Initial Training Setting: MOJT

Sustainment Interval: 12

Grade: All

Condition: Provided with a nuclear attack scenario, with or without warning, and instructed to take immediate action.

Standard: Simulate self-protection from the effects of a nuclear blast, explaining procedures that cannot be simulated.

Performance Steps:

1. Take immediate action for a nuclear attack without warning.
2. Take immediate action for a nuclear attack with a 2-minute warning.

References:

- Marine Corps Common Skills Handbook, Book 1B
 - FMFM 11-9, NBC Protection
-

RP-NBC-2333: React to a chemical or biological attack

Initial Training Setting: MOJT

Sustainment Interval: 12

Grade: All

Condition: Provided a simulated chemical or biological attack scenario, MOPP gear, poncho, and an NBC alarm or order.

Standard: Recognize and react to the attack using the M40 field protective mask and additional protection measures, per the performance steps and references.

Performance Steps:

1. React to gas attack in 15 seconds or less.
2. React to a spray attack in 20 seconds or less.

Prerequisites:

RP-NBC-1043
RP-NBC-1044
RP-NBC-1045
RP-NBC-1046

References:

- Marine Corps Common Skills Handbook, Book 1B
 - FMFM 11-9, NBC Protection
-

RP-MIN-2334: Prepare a Ministry Report

Initial Training Setting: MOJT

Sustainment Interval: 12

Grade: All

Description: Prepare and submit a semi-annual report to Headquarters, Marine Corps (REL) via the chain of command, with a courtesy copy routed through the Chaplain Corps coordination chain. Submit reports in October and March.

Condition: Given a requirement.

Standard: Per the reference.

Performance Steps:

1. Compile statistical data on the number and type of worship services, lay services, religious education classes, number and type of training sessions delivered, training received, number of workspace visitations, and number and type of counseling sessions performed during the reporting period.
2. Prepare report.
3. Submit report through the chain of command to Headquarters, Marine Corps (REL) with an information copy routed through the Chaplain Corps coordination chain.

References:

- MCO 1730.6, Command Religious Programs in the Marine Corps
-

RP-CARE-2335: Discuss pastoral care in an expeditionary setting

Initial Training Setting: MOJT

Sustainment Interval: 12

Grade: All

Condition: Given the requirement.

Standard: Discuss the delivery of pastoral care in an expeditionary setting as indicated in the performance steps and per the references.

Performance Steps:

1. Explain how to schedule pastoral visitation by utilizing the unit's Training, Exercise, and Employment Plan (TEEP).
2. Discuss the procedures for emergency notifications in an expeditionary environment.

3. Discuss planning for and employment of return and reunion programs.

References:

- MCRP 6-12A, Religious Ministry Team Handbook
 - MCO 1730.6, Command Religious Programs in the Marine Corps.
 - OPNAVINST 1730.1D, Religious Ministry in the Navy
-

RP-CARE-2336: Discuss pastoral care in offensive combat operations

Initial Training Setting: MOJT

Sustainment Interval: 12

Grade: All

Condition: Given the requirement.

Standard: Per the performance steps and references.

Performance Steps:

1. Accurately state priority of ministry in offensive combat operations.
2. Clearly explain the relative advantages and disadvantages of the forward thrust concept (RMT pushes forward from BAS to Company command posts in order to provide pastoral care and ministry before and after combat).
3. Discuss options for location of an RMT during offensive combat operations and the relative advantages and disadvantages of each option.

References:

- MCRP 6-12A, Religious Ministry Team Handbook
 - FM 1-05, Religious Support
 - Joint Pub 1-05, Religious Ministry Support for Joint Operations
-

RP-CARE-2337: Explain pastoral care in defensive operations

Initial Training Setting: MOJT

Sustainment Interval: 12

Grade: All

Condition: Given the requirement.

Standard: Per the performance steps and the references.

Performance Steps:

1. Accurately discuss priority of ministry in defensive combat operations.
2. Clearly explain options for location of an RMT during defensive combat operations and the relative advantages and disadvantages of each option.

References:

- MCRP 6-12A, Religious Ministry Team Handbook

- FM 1-05, Religious Support
 - Joint Pub 1-05, Religious Ministry Support for Joint Operations
-

RP-CARE-2338: Explain pastoral care during humanitarian operations

Initial Training Setting: MOJT

Sustainment Interval: 12

Grade: All

Condition: Given assignment to a deployable RMT engaged in foreign humanitarian assistance operations.

Standard: Discuss pastoral care in foreign humanitarian assistance operations and its related limitations per the reference.

Performance Steps:

1. Discuss ministry priorities during foreign humanitarian assistance operations.
2. Discuss coordination requirements for conducting Critical Incident Stress Debriefs during foreign humanitarian assistance operations.
3. Discuss delivery of religious rites during mass burials.
4. Discuss coordination requirements for liaison with religious non-governmental and private voluntary organizations during foreign humanitarian assistance operations.
5. Discuss coordination requirements that must be obtained prior to providing pastoral care refugees and displaced persons.

References:

- Joint Pub 3-07.6, Joint Tactics, Techniques and Procedures for Foreign Humanitarian Assistance
-

RP-CARE-2339: Explain pastoral care during Non-Combatant Evacuation Operations (NEO)

Initial Training Setting: MOJT

Sustainment Interval: 12

Grade: All

Condition: Given assignment to a unit that is engaged in NEO.

Standard: Discuss provision of pastoral care during NEO.

Performance Steps:

1. Discuss the role and responsibilities of the RMT within the Forward Command Element (FCE).
2. Discuss pastoral care opportunities at the Evacuee Control Center.
3. Discuss religious ministry considerations related to NEO.
4. Explain religious support coordination requirements during NEO.

References:

- Joint Pub 3-07.5, Joint Tactics, Techniques and Procedures for Non-Combatant Evacuation Operations
-

RP-CARE-2340: Explain limitations and support requirements for pastoral care to Enemy Prisoners of War (EPW), civilian detainees, and detained personnel

Initial Training Setting: MOJT

Sustainment Interval: 12

Grade: All

Condition: Given a requirement to provide pastoral care to EPWs, detainees, and displaced persons.

Standard: Explain why the decision to provide pastoral care to EPWs and detainees lies ultimately with the commander and how the Law of War and the Geneva Conventions impact the provision of pastoral care to EPWs and detainees.

Prerequisite:

RP-INFO-1074

References:

- MCRP 6-12A, Religious Ministry Team Handbook
 - MCRP 5-12.1A, The Law of Land Warfare
 - Geneva Convention relative to the Treatment of Prisoners of War (21 October 1950)
 - Geneva Convention relative to the Protection of Civilian Persons in Time of War (21 October 1950)
-

RP-CARE-2341: Explain the religious ministry procedures for temporary interment

Initial Training Setting: MOJT

Sustainment Interval: 12

Grade: All

Condition: Given assignment to a deployed RMT and a requirement to conduct temporary internments.

Standard: Ensure a dignified burial in accordance with the faith of the deceased, the commander's requirements and as appropriate, local procedures.

References:

- MCRP 6-12A, Religious Ministry Team Handbook
- Joint Pub 4-06, Joint Tactics, Techniques and Procedures for Mortuary
- Affairs in Joint Operations

- MCWP 4-11.8, Services in an Expeditionary Environment
 - NAVPERS 15555, Navy Military Funerals
-

RP-INFO-2342: Wear authorized Marine Corps uniforms

Initial Training Setting: MOJT

Sustainment Interval: 12

Grade: All

Condition: The chaplain or RP has voluntarily elected to abide by Marine Corps uniform and grooming standards upon check-in to the unit.

Standard: Properly wear the Marine Corps Combat Utility, Service "A", Service "B", or Service "C" uniform as appropriate per the references.

References:

- Marine Corps Common Skills Handbook, Book 1A
 - MCO P1020.34, Marine Corps Uniform Regulations
-

RP-INFO-2343: Explain the Marine Corps mission

Initial Training Setting: MOJT

Sustainment Interval: 12

Grade: All

Condition: Without the aid of references.

Standard: Recall the document that identifies the official mission of the Marine Corps, listing the seven elements of that mission.

Performance Steps:

1. State how the official mission is established.
2. State the seven elements of the Marine Corps mission.

References:

- Marine Corps Common Skills Handbook, Book 1A
 - Marine Corps Manual
-

RP-INFO-2344: Identify the locations of Marine Divisions, Air Wings, and Force Service Support Groups

Initial Training Setting: MOJT

Sustainment Interval: 12

Grade: All

Condition: Without the aid of references.

Standard: Locate the four Marine Corps divisions, aircraft wings, and FSSGs.

Performance Steps:

1. State the location of the four Marine Divisions.
2. State the location of the four Marine Air Wings.
3. State the location of the four Marine FSSGs.

References:

- Marine Corps Common Skills Handbook, Book 1A
-

RP-INFO-2345: Describe Marine Air-Ground Task Force (MAGTF) Organizations

Initial Training Setting: MOJT

Sustainment Interval: 12

Grade: All

Condition: Without the aid of references.

Standard: Describe the three types of MAGTFs and the four organizational elements of each. The explanation must include elements of a Marine Expeditionary Force (MEF), a Marine Expeditionary Brigade (MEB), a Marine Expeditionary Unit (MEU), and a Special Purpose MAGTF (SPMAGTF).

Performance Steps:

1. Describe the MAGTF organizational structure.
2. Describe a SPMAGTF.
3. Describe a MEU and its four elements.
4. Describe a MEB and its four elements.
5. Describe a MEF and its four elements.

References:

- Marine Corps Common Skills Handbook, Book 1A
 - MCO 3120.8, Policy for the Organization of the Fleet Marine Forces for Combat
-

RP-INFO-2349: Explain the customs of the Marine Corps

Initial Training Setting: MOJT

Sustainment Interval: 12

Grade: All

Condition: Without the aid of references.

Standard: Explain customs of the Marine Corps pertaining to the Marine Corps birthday celebration and the proper way to report to a superior officer while indoors, outdoors, and when reporting to a new command.

Performance Steps:

1. State the customs associated with the celebration of the Marine Corps birthday.
2. Report to a superior officer.

References:

- Marine Corps Common Skills Handbook, Book 1A
 - Marine Corps Manual
-

RP-INFO-2350: Explain common terms, sayings, and quotations in the Marine Corps

Initial Training Setting: MOJT

Sustainment Interval: 12

Grade: All

Condition: Without the aid of references.

Standard: Explain in plain language sayings and quotations as described in the performance steps and define words commonly spoken in the Marine Corps.

Performance Steps:

1. Explain the origin of the term "First to Fight".
2. Explain the origin of the term "Leathernecks".
3. Explain the origin of the term "Devil Dogs".
4. Explain the origin of the term "Esprit de Corps".
5. Explain the origin of the term "Uncommon valor was a common virtue".
6. Explain the origin of the term "Semper Fidelis".
7. Explain traditional Marine Corps terminology per the reference.

References:

- Marine Corps Common Skills Handbook, Book 1A
-

RP-INFO-2351: Identify the historical significance of Marine Corps uniform items

Initial Training Setting: MOJT

Sustainment Interval: 12

Grade: All

Condition: Without the aid of references.

Standard: Explain the historical significance of Marine Corps uniform items.

Performance Steps:

1. State the significance of the Marine Corps emblem.
2. State the significance of the scarlet trouser stripe.
3. State the significance of the quatrefoil.

4. State the significance of the officer's sword.
5. State the significance of the non-commissioner officer's sword.
6. State the significance of the French Fourragere.

References:

- Marine Corps Common Skills Handbook, Book 1A
 - MCO P1020.34, Marine Corps Uniform Regulations
-

RP-MGMT-2352: Identify elements of a Table of Organization and Equipment (TO&E)

Initial Training Setting: MOJT

Sustainment Interval: 12

Grade: All

Description: Identify elements of a Table of Organization and Equipment (TO&E).

Condition: Provided a unit TO&E statement.

Standard: Identify elements cited in the performance steps.

Performance Steps:

1. Identify unit's T/O mission statement.
2. Identify RMT billets and billet codes.
3. Identify authorized weapons.
4. Identify authorized equipment.

References:

- MCO 5311.1, Total Force Structure Process
-

RP-MGMT-2353: Identify logistical support requirements for RMTs

Initial Training Setting: MOJT

Sustainment Interval: 12

Grade: Petty Officer Third Class, Petty Officer Second Class, Petty Officer First Class

Condition: Assumes the need to adequately support an RMT.

Standard: Per the performance steps and the reference.

Performance Steps:

1. Identify general budget requirements.
2. Identify travel fund requirements.
3. Identify office space requirements.
4. Identify office equipment requirements, including computer and telephone.

5. Identify ecclesiastical equipment authorizations per unit Table of Equipment (T/E).
6. Identify transportation requirements.
7. Identify religious consumable stock item requirements for mount-out boxes.

References:

- MCO 1730.6, Command Religious Programs in the Marine Corps

4090. RP REGIMENTAL INDIVIDUAL EVENTS (2400)

RP-FLD-2401: Engage a target with the M9 service pistol

Initial Training Setting: MOJT

Sustainment Interval: 12

Grade: Petty Officer Third Class, Petty Officer Second Class, Petty Officer First Class

Condition: Provided an M9 service pistol, ammunition, a pistol range with qualified range safety, and support personnel and targets.

Standard: Engage targets with the applied combat marksmanship techniques per the references.

Prerequisites:

RP-FLD-1027
RP-FLD-1028
RP-FLD-1029

References:

- MCO 3574.2, Entry Level and Sustainment Level Marksmanship Training with the M16A2 Service Rifle and M9 Service Pistol
- MCRP 3-01B, Pistol Marksmanship

Ordnance Requirements:

<u>DODIC</u>	<u>Nomenclature</u>	<u>Init. Proficiency</u>	<u>Annual Sustainment</u>
A359	Cartridge, 9mm Ball M882	359.000 ea	200.000 ea

Range Requirement:

Pistol range

External Support:

Qualified range safety and support personnel

4100. RP REGIMENTAL INDIVIDUAL EVENTS ALSO PERFORMED BY CHAPLAINS (2600)

RP-EXPD-2600: Prepare an operations overlay

Initial Training Setting: MOJT

Sustainment Interval: 12

Grade: Petty Officer Third Class, Petty Officer Second Class, Petty Officer First Class

Condition: Given assignment to a supervisory or coordinating RMT, a complete copy of the operation order (OPORD), commander's or S-3's guidance, required materials, and references.

Standard: Within the specified time, identify the overlay by map reference data, effective date, and purpose. The overlay shall include classification markings and downgrading instructions, and applicable distribution instructions and authentication, if distributed separately. The overlay will be prepared per the references with boundaries and unit locations plotted to within 50 meters.

Performance Steps:

1. Place registering marks on overlay.
2. Record friendly information using standard military symbols.
3. Record enemy information using standard military symbols.
4. Record future locations or coordinating detail.
5. Record highest unit sharing boundaries.
6. Record axis of advance arrow from the line of departure to the objective.
7. Label the route of march with a code name or unit designation.
8. Label the Main Supply Route (MSR) and its assigned code name.
9. Ensure that the center of a unit symbol corresponds to the coordinates of the unit.

References:

- STP 21-24, Soldier's Manual of Common Tasks, Skill Levels 2-4
- FM 101-5-1, Operational Terms and Graphics
- FM 101-5, Staff Organization and Operations

RP-MIN-2601: Coordinate field and garrison worship areas

Initial Training Setting: MOJT

Sustainment Interval: 12

Grade: Petty Officer Third Class, Petty Officer Second Class, Petty Officer First Class

Condition: Given assignment to a supervisory billet and the requirement to coordinate scheduling of field and garrison worship service sites among several subordinate and/or parallel RMTs.

Standard: Produce a deconflicted schedule of worship services that includes the time, location, the chaplain providing the worship service, the RP(s) providing support, and unit point-of-contact, if applicable.

References:

- MCRP 6-12A, Religious Ministry Team Handbook
 - FM 1-05, Religious Support
-

RP-MIN-2602: Write a Fragmentary Order (FRAGO)

Initial Training Setting: MOJT

Sustainment Interval: 12

Grade: Petty Officer Third Class, Petty Officer Second Class, Petty Officer First Class

Condition: Given assignment to a supervisory or coordinating RMT, and a requirement to write a FRAGO and a template.

Standard: Per the performance steps and references.

Performance Steps:

1. Draft the FRAGO per the template contained in the references.
2. Ensure that all parties affected are designated as action or information addressees.
3. Submit draft FRAGO to Battle Major (or Battle Captain) for release by G-3.

References:

- FM 101-5, Staff Organization and Operations
 - STP 21-24, Soldier's Manual of Common Tasks, Skill Levels 2-4
-

RP-TRNG-2603: Conduct individual training

Initial Training Setting: MOJT

Sustainment Interval: 12

Grade: Petty Officer Third Class, Petty Officer Second Class, Petty Officer First Class

Description: Explain the five methods for conducting individual training, identify the 6 principles of learning comprehension and the 4 methods for presenting information.

Condition: Given a requirement to provide training and training resources.

Standard: Conduct individual training per the reference.

Performance Steps:

1. Explain the methods for conducting individual training.
2. Explain the 6 principles of learning comprehension.

3. Explain the 4 methods for presenting information.

References:

- MCRP 3-0B, How to Conduct Training
-

RP-TRNG-2604: Conduct unit training

Initial Training Setting: MOJT

Sustainment Interval: 12

Grade: Petty Officer Third Class, Petty Officer Second Class, Petty Officer First Class

Description: Conduct a unit battle drill training event for subordinate RMTs utilizing the six steps of battle drill progression (set-up, talk-through, walk-through, run-through, evaluate performance, drills during exercises) and conduct training of subordinate unit RMTs utilizing the three steps of practical application (initial training, proficiency training, and sustainment).

Condition: The chaplain or RP is provided with a requirement to provide training and necessary training resources.

Standard: Conduct unit training per the references.

Performance Steps:

1. Conduct a battle drill utilizing the six steps of battle drill progression (set-up, talk-through, walk-through, run-through, evaluate performance, drills during exercises).
2. Conduct collective training utilizing the three steps of practical application (initial training, proficiency training, and sustainment training).

References:

- MCRP 3-0B, How to Conduct Training
 - MCRP 3-0A, Unit Training Management
-

RP-MGMT-2605: Request reserve chaplains and RPs

Initial Training Setting: MOJT

Sustainment Interval: 12

Grade: Petty Officer Third Class, Petty Officer Second Class, Petty Officer First Class

Description: Utilize formal or informal means to forward the requirement to the division/wing/FSSG Operational Support Officer (formerly known as the Reserve Liaison Coordinator) via the chain of command. The chaplain or RP will also simultaneously inform the appropriate RMTs in the Chaplain Corps coordination chain.

Condition: Given assignment to a supervisory or coordinating RMT and a requirement from a subordinate unit RMT for reserve augmentation.

Standard: Per local command policy.

RP-MGMT-2606: Identify elements of a Navy Activity Manning Document (AMD)

Initial Training Setting: MOJT

Sustainment Interval: 12

Grade: Petty Officer Third Class, Petty Officer Second Class, Petty Officer First Class

Condition: Provided with an AMD.

Standard: Identify the key elements of the AMD specified in the performance steps.

Performance Steps:

1. Identify the Unit Identification Code (UIC) of a billet.
2. Identify the geographical location of a billet.
3. Identify the activity name of a billet.
4. Identify the Billet Sequence Code (BSC) and explain its significance.
5. Identify the Billet Title.
6. Identify the Table of Organization (T/O) line number of a billet.
7. Identify the Manpower Resource Code (MRC) of a billet.
8. Identify the Manpower Type of a billet.
9. Identify basic billet data (designators, NECs, etc.).

References:

- MCO 5311.1, Total Force Structure Process
 - OPNAVINST 1000.16J, Manual of Navy Total Force Manpower Process and Procedures
-

4100. RP DIVISION INDIVIDUAL EVENTS ALSO PERFORMED BY CHAPLAINS

RP-MIN-2900: Develop a Religious Ministry Support Plan

Initial Training Setting: MOJT

Sustainment Interval: 12

Grade: Chief, Senior Chief, Master Chief

Description: The Religious Ministry Support Plan is similar in form and function to a Religious Ministry Plan, but the scope is broader in order to encompass religious support to a joint or combined exercise/operation. It expands upon Appendix 6 to Annex E of a unit operations order (OPORD) by including Tabs on inter-service and host nation religious support as well as commander-staff chaplain reporting relationships.

Condition: Given assignment to a coordinating RMT. At a minimum, provided with the following inputs derived from the Marine Corps Planning Process: Chief of Staff or Executive Officer's directive for orders development, initial task organization, mission statement, commander's intent, concept of operations (CONOPS), specified and implied tasks, and religious ministry doctrinal publications.

Standard: Prepare an Appendix 6 to Annex E with appropriate Tabs for the command's operations order per the references.

Performance Steps:

1. Review MCWP 5-1, Marine Corps Planning Process and religious ministry doctrine publications.
2. Upon receipt of a warning order from higher headquarters, participate in the Marine Corps Planning Process.

References:

- MCRP 6-12A, Religious Ministry Team Handbook
 - MCWP 5-1, Marine Corps Planning Process
 - FM 101-5, Staff Organization and Operations
 - FM 101-5-1, Operational Terms and Graphics
-

RP-MGMT-2901: Reconcile Table of Organization & Equipment (TO&E) with Navy Activity Manning Document (AMD)

Initial Training Setting: MOJT

Sustainment Interval: 12

Grade: Chief, Senior Chief, Master Chief

Condition: Given assignment to a supervisory or coordinating RMT, provided with a Marine Corps TO&E, a Navy AMD, and a requirement to reconcile the two.

Standard: The chaplain or RP must demonstrate the ability to extract billet information from the unit T/O statement and identify how it corresponds to

the AMD. This includes matching AMD Billet Sequence Codes (BSCs) of subordinate unit RMT personnel with those actually serving in the units.

References:

- MCO 5311.1, Total Force Structure Process
 - OPNAVINST 1000.16J, Manual of Navy Total Force Manpower Process and Procedures
-

RP-MGMT-2902: Conduct inspections

Initial Training Setting: MOJT

Sustainment Interval: 12

Grade: Chief, Senior Chief, Master Chief

Condition: Given assignment to a supervisory or coordinating RMT, provided with a requirement to conduct an inspection, and an inspection guide.

Standard: The chaplain or RP shall conduct an inspection of a subordinate unit RMT per the references.

References:

- MCRP 6-12A, Religious Ministry Team Handbook
 - MCO 5040.6, Marine Corps Inspections
-

RP-MGMT-2903: Conduct a performance evaluation to assess the readiness of a subordinate unit RMT

Initial Training Setting: MOJT

Sustainment Interval: 12

Grade: Chief, Senior Chief, Master Chief

Condition: Given assignment to a supervisory or coordinating RMT, provided with a requirement to conduct a performance evaluation of a subordinate unit RMT, and a readiness assessment checklist derived from the RMT Training and Readiness Manual.

Standard: Utilize the training standards in the RMT Training and Readiness Manual to conduct the readiness assessment. The chaplain or RP must be able to explain the difference between testing versus evaluation and provide feedback to the RMT being evaluated.

Performance Steps:

1. Derive a performance evaluation checklist from the RMT Training and Readiness Manual.
2. Conduct performance evaluation of the subordinate unit RMT using the checklist.
3. Provide coaching to the RMT being evaluated as appropriate.
4. Debrief the RMT being evaluated as well as the Commanding Officer of the RMT's parent command.
5. Provide formal after action review.

References:

- MCRP 3-0A, Unit Training Management
 - MCO 5040.6, Marine Corps Inspections
-

RP-MGMT-2904: Determine religious ministry support (RMS) manpower requirements in combat operations

Initial Training Setting: MOJT

Sustainment Interval: 12

Grade: Chief, Senior Chief, Master Chief

Condition: Given assignment to a coordinating RMT, provided with a unit Table of Organization (T/O) statement and an Activity Manning Document (AMD).

Standard: In consultation with subordinate unit commanders and RMT members, the chaplain or RP must utilize the T/O and AMD to determine manpower requirements.

References:

- MCO 5311.1, Total Force Structure Process
 - OPNAVINST 1000.16J, Manual of Navy Total Force Manpower Process and Procedures
-

CHAPTER 5

CHAPLAIN INDIVIDUAL TRAINING

	<u>Paragraph</u>	<u>Page</u>
PURPOSE.....	5000	5-1
EVENT CODING.....	5010	5-1
MARINE CHAPLAIN.....	5020	5-2
CHAPLAIN EXPEDITIONARY SKILLS COURSE (CREST-CH).....	5030	5-5
INDEX OF INDIVIDUAL EVENTS BY LEVEL.....	5040	5-6
INDEX OF INDIVIDUAL EVENTS BY DUTY AREA.....	5050	5-10
1000 LEVEL CHAPLAIN INDIVIDUAL EVENTS.....	5060	5-14
2000 LEVEL CHAPLAIN BATTALION INDIVIDUAL EVENTS (2200).....	5070	5-44
2000 LEVEL CHAPLAIN BATTALION INDIVIDUAL EVENTS ALSO..... PERFORMED BY RPs (2300)	5080	5-46
2000 LEVEL CHAPLAIN REGIMENTAL INDIVIDUAL EVENTS ALSO..... PERFORMED BY RPs (2600)	5090	5-65
2000 LEVEL CHAPLAIN DIVISION INDIVIDUAL EVENTS ALSO PERFORMED BY RPs (2900)	5100	5-69

CHAPTER 5

INDIVIDUAL TRAINING

5000. PURPOSE

This chapter includes all individual training events for the Chaplain. Entry-level (1000-level events) requirements are taught at the Expeditionary Skills Course (CREST-CH). Core-plus (2000-level events) are taught at a formal learning center or through military on-the-job training.

5010. EVENT CODING

Events in the T&R manual are depicted with a 12 character alphanumeric system, i.e., xxxx-xxxx-xxxx. This chapter uses the following methodology for individual events:

1. Field one - This field is CHAP for all individual Chaplain events:

<u>Field</u>	<u>Relevant group or description</u>	<u>Example</u>
CHAP	Chaplain	CHAP-xxxx-xxxx

2. Field two - Letters. Events are associated functional areas using a letter code. The functional areas are as follows:

<u>Field</u>	<u>Description</u>	<u>Example</u>
FLD	Field Skills	CHAP-FLD-xxxx
MIN	Ministry Skills	CHAP-MIN-xxxx
INFO	General Military Knowledge	CHAP-INFO-xxxx
ORG	Marine Corps Organization	CHAP-ORG-xxxx
MED	First Aid	CHAP-MED-xxxx
NBC	Nuclear, Biological Chemical Defense	CHAP-NBC-xxxx
STF	Staff and Administrative Skills	CHAP-STF-xxxx
PT	Physical Conditioning	CHAP-PT-xxxx
CARE	Pastoral Care	CHAP-CARE-xxxx
MGMT	Management Skills	CHAP-MGMT-xxxx
TRNG	Training Skills	CHAPT-MGMT-xxxx

3. Field three - Numbers. This field provides numerical sequencing and distinguishes at what level a task is performed.

<u>Position</u>	<u>Sequence beginning</u>	<u>Example</u>
Battalion Chaplain	2200	CHAP-FLD-2201
Battalion Chaplain (also performed by RP)	2300	CHAP-MED-2320
Regimental Chaplain	2500	CHAP-NBC-2505
Regimental Chaplain (also performed by RP)	2600	CHAP-CARE-2602
Division Chaplain	2800	CHAP-INFO-2817
Division Chaplain (also performed by RP)	2900	CHAP-TRNG-2940

5020. MARINE CHAPLAIN (CH)

1. Billet Description. Chaplains (Navy designator 4100 for Regular Navy and 4105 for Naval Reserve) are assigned as a special staff officer to the commander under the cognizance of the Chief of Staff or Executive Officer. Chaplains are endorsed as a religious ministry professional by an organization that has completed all administrative requirements of the Department of Defense for certifying chaplains for military service. A chaplain provides for the free exercise of religion for all military members of the Department of the Navy (DON), their families, and other authorized personnel and serves in a noncombatant capacity as outlined in governmentally approved international conventions.

2. Core Skills. Core skills are those essential skills that enable the chaplain to perform in combat and qualify him to serve with the Marine operating forces. The following core skills are identified for chaplains:

- a. Provide or facilitate religious ministry in an expeditionary environment.
- b. Advise the commander on religious ministry support mission and requirements.
- c. Advise the commander on unit morale, and moral and ethical issues.
- d. Advise the commander on religious ministry support personnel, resources, and logistics.
- e. Provide support to personal and family readiness programs.
- f. Develop and implement a Lay Leader Program.
- g. Provide an intentional ministry of presence where Marines work and train.
- h. Provide or facilitate for religious education/training and spiritual formation.
- i. Provide liaison with local religious organizations to enhance military/civilian relations.
- j. Manage all administrative and logistical aspects of the command's religious ministry support mission.
- k. Provide religious ministry support to the staff planning process.

3. Billet Applicability, Marine Operating Forces. The basic duties and core skills for all chaplains assigned within the MAGTF are similar. As chaplains are assigned to higher-level staffs, their duties are expanded. Additional duties and responsibilities are as follows.

a. For chaplains assigned to the following units, their duties and responsibilities are listed in paragraph 2:

1. Infantry Battalion
2. Artillery Battalion
3. Headquarters Battalion

4. Headquarters and Service Battalion
5. Light Armored Reconnaissance Battalion
6. Combat Engineer Battalion
7. Amphibious Assault Vehicle Battalion
8. Combat Assault Battalion
9. Tank Battalion
10. Marine Wing Support Squadron
11. Supply Battalion
12. Transportation Support Battalion
13. Engineer Support Battalion
14. Maintenance Battalion
15. Communications Battalion
16. Radio Battalion
17. Chemical Biological Incident Response Force
18. Marine Security Force Battalion
19. Anti-Terrorism Battalion
20. Marine Expeditionary Unit (MEU) Service Support Group (MSSG)
21. MEU Aviation Combat Element (ACE)
22. Combat Service Support Detachment

b. In addition to the duties and responsibilities listed in the paragraph above, chaplains assigned to the following units must also be capable of providing mentoring, supervision, training, and guidance to subordinate unit RMTs:

1. Infantry Regiment
2. Artillery Regiment
3. Marine Aircraft Group
4. Marine Wing Support Group
5. Marine Air Control Group
6. MEU Command Element (CE)
7. Marine Expeditionary Force Headquarters Group (MHG)/Marine Expeditionary Brigade (MEB)

Since both the size and organization of RMTs assigned to MAGs varies, the scope of responsibilities for some MAG chaplains may be more like that of battalion and squadron chaplains. MAG chaplains should consult with the Wing Chaplains Office to determine whether they should adhere to battalion/squadron training requirements instead of those for regiments/MAGs.

c. For chaplains assigned to the following units or billets, their duties and responsibilities are listed for both groups as described in preceding sections of paragraph 3. Additionally, they must be able to conduct inspections and operational readiness assessments, synchronize ministry in an area of operations, and perform battle staff functions to ensure that religious ministry assets are postured at the correct time and place to care for military members and other authorized personnel.

1. Marine Expeditionary Force (MEF)
2. Marine Division Chaplain (Division Chaplain, Assistant Division Chaplain, and Operations and Training Chaplain, if assigned)
3. Marine Air Wing (Wing Chaplain, Assistant Wing Chaplain and Wing Operations and Training Chaplain, if assigned)

4. Force Service Support Group (Group Chaplain, Assistant Group Chaplain, and Group Operations and Training Chaplain, if assigned)

This manual does not address specific training requirements for chaplains assigned to the following billets:

1. Marine Force (MARFOR) Chaplain
2. Joint Special Operations Task Force (JSOTF) Chaplain
3. Joint Psychological Operations Task Force (JPOTF) Chaplain
4. Joint Civil-Military Operations Task Force (JCMOTF) Chaplain
5. Joint Task Force (JTF) Chaplain
6. Joint Force Land Force Component Commander (JFLCC) Chaplain
7. Joint Force Commander (JFC) Chaplain

Chaplains assigned to these staffs may elect to follow the training requirements specified for MEF/division/wing/FSSG headquarters chaplains.

4. Billet Applicability, Marine Supporting Establishment. In order to support the global sourcing of chaplains to fill operational needs, the training requirements contained in this manual will now also apply to chaplains assigned to the Marine Supporting Establishment. In accordance with reference (a), however, commanders of supporting establishment units retain the right to waive applicability of these standards to chaplains and RMTs under their cognizance if they determine that training to operating force standards cannot be supported in addition to their primary responsibilities.

a. For chaplains assigned to the following units, their duties and responsibilities are listed above in paragraph 3A. Unless specifically exempted by their Commanding Officer, they are required to train to the same standards as a Marine Operating Force battalion or squadron RMT.

1. Marine Corps Base Headquarters and Service Battalion
2. Marine Corps Air Station Headquarters and Headquarters Squadron
3. Marine Corps Logistics Base Headquarters and Service Battalion
4. Recruit Training Battalion
5. Weapons and Field Training Battalions
6. Recruit Support Battalion
7. Officer Candidate School
8. The Basic School
9. School of Infantry
10. Marine Aviation Training Support Group
11. Mountain Warfare Training Center
12. Marine Corps Detachment, Fort Leonard Wood

b. In addition to the duties and responsibilities listed in paragraph 4A, chaplains assigned to the following units or billets must also be capable of providing mentoring, supervision, training, and guidance to subordinate unit RMTs. Unless specifically exempted by their Commanding Officer, they are required to train to the same standards as a Marine Operating Force regiment or MAG RMT.

1. Marine Recruit Training Regiment
2. CREST (Director)

3. Marine Corps Combat Development Command
4. Deputy Command Chaplain, Marine Corps Base
5. Deputy Command Chaplain, Marine Corps Air Station
6. Deputy Command Chaplain, Recruit Depot
7. Deputy Command Chaplain, MAGTF Training Center

c. For chaplains assigned to the following billets, their duties and responsibilities are listed in paragraphs 4A and B. Additionally, they must be able to conduct inspections and operational readiness assessments, synchronize ministry in an area of operations, and perform battle staff functions to ensure that religious ministry assets are postured at the correct time and place to care for military members and other authorized personnel. Unless specifically exempted by their Commanding General, they are required to train to the same standards as an Operating Force MEF, division, wing or FSSG headquarters RMT.

1. Command Chaplain, Marine Corps Base
2. Command Chaplain, Marine Corps Air Station
3. Command Chaplain, Recruit Depot
4. Command Chaplain, MAGTF Training Center

5030. CHAPLAIN EXPEDITIONARY SKILLS COURSE (CREST-CH)

1. Purpose. This course of instruction is designed to provide Navy chaplains with the core skills necessary to function as part of an RMT.

2. Scope. Emphasis is on expeditionary skills in a field environment, including ministry in combat, ministry to casualties, field worship, combat water survival, and Military Operations Other Than War. Additional instruction is provided in general military subjects and physical conditioning.

3. Duration. CREST-CH is 23 training days in length (approximately 4-1/2 calendar weeks) and is taught 6 times per year.

5040. INDEX OF INDIVIDUAL EVENTS FOR THE CHAPLAIN (By Level)

Event Code	Event	Page Number
	1000 LEVEL	
CHAP-FLD-1101	Participate in patrols	5-14
CHAP-FLD-1102	Execute unit combat formations	5-14
CHAP-FLD-1103	Communicate using hand and arm signals	5-15
CHAP-FLD-1104	React to antipersonnel devices	5-15
CHAP-FLD-1105	Perform individual movement in an urban environment	5-16
CHAP-FLD-1107	Perform unaided day and night observation techniques	5-16
CHAP-FLD-1109	Construct fighting positions	5-17
CHAP-FLD-1110	Prepare individual equipment	5-17
CHAP-FLD-1111	Establish liaison with Religious Ministry Teams in the area of operations	5-18
CHAP-FLD-1112	Conduct a military ceremony for temporary interment	5-18
CHAP-FLD-1113	Participate in offensive combat operations	5-19
CHAP-FLD-1114	Participate in defensive operations and rear area security	5-19
CHAP-FLD-1115	Assemble a survival kit	5-20
CHAP-FLD-1116	Apply the acronym "SURVIVAL"	5-20
CHAP-FLD-1117	Cook a Meal, Ready-to-Eat (MRE)	5-21
CHAP-FLD-1118	Perform land navigation with a map and compass	5-21
CHAP-FLD-1119	Communicate using an AN/PRC-119 radio	5-22
CHAP-FLD-1120	Apply the techniques of night noise movement discipline	5-22
CHAP-FLD-1121	Evacuate a casualty	5-23
CHAP-FLD-1122	Perform individual field hygiene	5-23
CHAP-FLD-1124	Embark/Debark from troop movement systems	5-24
CHAP-FLD-1125	Embark/Debark from a helicopter	5-24
CHAP-FLD-1127	Control hemorrhage	5-25
CHAP-FLD-1128	Apply a splint to a fracture	5-25
CHAP-FLD-1130	Execute RMT actions for defensive operations and rear area security	5-26
CHAP-FLD-1131	Treat for shock	5-26
CHAP-NBC-1132	Identify NATO NBC markers	5-27
CHAP-NBC-1133	Don the M40 field protective mask with hood	5-27
CHAP-NBC-1134	Don individual protective clothing to MOPP-4	5-28
CHAP-NBC-1135	Exchange MOPP gear	5-29
CHAP-NBC-1136	Manage chemical agent casualties	5-29
CHAP-NBC-1137	Decontaminate skin and personal equipment	5-30
CHAP-MIN-1138	Conduct field worship	5-30
CHAP-MIN-1139	Provide ministry in a combat environment	5-31
CHAP-MIN-1140	Prepare Religious Ministries Appendices	5-31
CHAP-MIN-1141	Coordinate faith group specific coverage in area of	5-32

Event Code	Event	Page Number
	operations	
CHAP-MIN-1142	Provide pastoral care in a mass casualty situation	5-32
CHAP-MIN-1143	Provide pastoral care to a Marine/Sailor experiencing combat stress	5-33
CHAP-MIN-1144	Provide ministry in Military Operations Other Than War (MOOTW)	5-34
CHAP-MIN-1145	Provide pastoral counseling in combat	5-34
CHAP-MIN-1146	Provide pastoral counseling in Military Operations Other Than War (MOOTW)	5-35
CHAP-MIN-1147	Explain the rights of Prisoners of War (POW)	5-35
CHAP-MIN-1148	Explain the obligations of Prisoner of War (POW)	5-36
CHAP-MIN-1149	Explain the nine principles of the Law of War	5-36
CHAP-MIN-1150	Explain the six articles of the Code of Conduct	5-37
CHAP-MIN-1151	Provide ministry to Enemy Prisoners of War (EPW), Civilian Detainees (CDs) and Detained Personnel	5-37
CHAP-STF-1152	Brief the commander on religious practices and traditions in the area of operations	5-38
CHAP-STF-1153	Develop a Lay Leader program	5-38
CHAP-STF-1154	Identify the role of the RMT in personal and family readiness programs	5-39
CHAP-STF-1155	Develop the CRP Budget	5-39
CHAP-STF-1156	Apply the procedures of the USMC logistics system to support the command religious program	5-40
CHAP-PT-1158	Participate in conditioning hikes	5-41
CHAP-PT-1159	Perform combat water survival skills	5-41
CHAP-PT-1160	Participate in physical conditioning	5-42
CHAP-INFO-1161	Explain the Marine Corps mission	5-42
CHAP-INFO-1162	Identify significant events in Marine Corps history	5-42
CHAP-INFO-1163	Wear the Marine Corps combat utility uniform	5-43
	2000-LEVEL	
CHAP-MIN-2200	Prepare a Religious Area Survey	5-44
CHAP-EXPD-2201	Report information	5-44
CHAP-FLD-2300	Use a map overlay	5-46
CHAP-FLD-2301	Perform self-extraction from a mined area	5-46
CHAP-FLD-2302	Perform individual movement	5-47
CHAP-FLD-2303	Navigate from one point on the ground to another point while mounted	5-47
CHAP-FLD-2304	React to indirect fire	5-48
CHAP-FLD-2305	React to direct fire	5-48
CHAP-FLD-2306	React to antipersonnel devices	5-48
CHAP-FLD-2307	Utilize camouflage, cover, and concealment techniques	5-49
CHAP-FLD-2308	Perform individual movement in an urban environment	5-49
CHAP-FLD-2309	Perform individual precautions while crossing a danger area	5-50
CHAP-FLD-2310	Pass through lines	5-50

Event Code	Event	Page Number
CHAP-FLD-2312	Perform land navigation using an AN/PSN-11 Portable Lightweight Global Positioning System Receiver (PLGR)	5-50
CHAP-FLD-2313	Operate night vision goggles (NVGs)	5-51
CHAP-FLD-2315	Communicate using a field telephone	5-51
CHAP-FLD-2316	Explain basic techniques for survival in jungle, cold weather, desert, and ocean environments	5-52
CHAP-FLD-2318	Perform basic first aid	5-52
CHAP-EXPD-2320	Embark/Debar from an AAV or landing craft	5-53
CHAP-EXPD-2323	Participate in underwater egress training (helicopter)	5-53
CHAP-EXPD-2324	Operate an M-998 series HMMWV	5-54
CHAP-NBC-2329	Perform basic functions while in MOPP 4	5-54
CHAP-NBC-2331	Identify NATO NBC Markers	5-55
CHAP-NBC-2332	React to a nuclear attack	5-55
CHAP-NBC-2333	React to a chemical or biological attack	5-56
CHAP-MIN-2334	Prepare a Ministry Report	5-56
CHAP-CARE-2335	Discuss pastoral care in an expeditionary setting	5-57
CHAP-CARE-2336	Discuss pastoral care in offensive combat operations	5-57
CHAP-CARE-2337	Explain pastoral care in defensive operations	5-58
CHAP-CARE-2338	Explain pastoral care during humanitarian operations	5-58
CHAP-CARE-2339	Explain pastoral care during Non-Combatant Evacuation Operations (NEO)	5-59
CHAP-CARE-2340	Explain limitations and support requirements for pastoral care to Enemy Prisoners of War (EPW), civilian detainees, and detained personnel	5-59
CHAP-CARE-2341	Explain the religious ministry procedures for temporary interment	5-60
CHAP-INFO-2342	Wear authorized Marine Corps uniforms	5-60
CHAP-INFO-2343	Explain the Marine Corps mission	5-61
CHAP-INFO-2334	Identify the locations of Marine Divisions, Air Wings, and Force Service Support Groups	5-61
CHAP-INFO-2345	Describe Marine Air-Ground Task Force (MAGTF) Organizations	5-61
CHAP-INFO-2349	Explain the customs of the Marine Corps	5-62
CHAP-INFO-2350	Explain common terms, sayings, and quotations in the Marine Corps	5-62
CHAP-INFO-2351	Identify the historical significance of Marine Corps uniform items	5-63
CHAP-MGMT-2352	Identify elements of a Table of Organization and Equipment (TO&E)	5-63
CHAP-MGMT-2353	Identify logistical support requirements for RMTs	5-64
CHAP-EXPD-2600	Prepare an operations overlay	5-65
CHAP-MIN-2601	Coordinate field and garrison worship areas	5-65
CHAP-MIN-2602	Write a Fragmentary Order (FRAGO)	5-66
CHAP-TRNG-2603	Conduct individual training	5-66
CHAP-TRNG-2604	Conduct collective training	5-67

Event Code	Event	Page Number
CHAP-MGMT-2605	Request reserve chaplains and RPs	5-67
CHAP-MGMT-2606	Identify elements of a Navy Activity Manning Document (AMD)	5-68
CHAP-MIN-2900	Develop a Religious Ministry Support Plan	5-69
CHAP-MGMT-2901	Reconcile Table of Organization & Equipment (TO&E) with Navy Activity Manning Document (AMD)	5-69
CHAP-MGMT-2902	Conduct inspections	5-70
CHAP-MGMT-2903	Conduct a performance evaluation to assess the readiness of a subordinate unit RMT	5-70
CHAP-MGMT-2904	Determine religious ministry support (RMS) manpower requirements in combat operations	5-71

5050. INDEX OF INDIVIDUAL EVENTS FOR THE CHAPLAIN BY FUNCTIONAL AREA

Event Code	Event	Page Number
	FIELD SKILLS	
CHAP-FLD-1101	Participate in patrols	5-14
CHAP-FLD-1102	Execute unit combat formations	5-14
CHAP-FLD-1103	Communicate using hand and arm signals	5-15
CHAP-FLD-1104	React to antipersonnel devices	5-15
CHAP-FLD-1105	Perform individual movement in an urban environment	5-16
CHAP-FLD-1107	Perform unaided day and night observation techniques	5-16
CHAP-FLD-1109	Construct fighting positions	5-17
CHAP-FLD-1110	Prepare individual equipment	5-17
CHAP-FLD-1111	Establish liaison with Religious Ministry Teams in the area of operations	5-18
CHAP-FLD-1112	Conduct a military ceremony for temporary interment	5-18
CHAP-FLD-1113	Participate in offensive combat operations	5-19
CHAP-FLD-1114	Participate in defensive operations and rear area security	5-19
CHAP-FLD-1115	Assemble a survival kit	5-20
CHAP-FLD-1116	Apply the acronym "SURVIVAL"	5-20
CHAP-FLD-1117	Cook a Meal, Ready-to-Eat (MRE)	5-21
CHAP-FLD-1118	Perform land navigation with a map and compass	5-21
CHAP-FLD-1119	Communicate using an AN/PRC-119 radio	5-22
CHAP-FLD-1120	Apply the techniques of night noise movement discipline	5-22
CHAP-FLD-1121	Evacuate a casualty	5-23
CHAP-FLD-1122	Perform individual field hygiene	5-23
CHAP-FLD-1124	Embark/Debark from troop movement systems	5-24
CHAP-FLD-1125	Embark/Debark from a helicopter	5-24
CHAP-FLD-1127	Control hemorrhage	5-25
CHAP-FLD-1128	Apply a splint to a fracture	5-25
CHAP-FLD-1130	Execute RMT actions for defensive operations and rear area security	5-26
CHAP-FLD-1131	Treat for shock	5-26
CHAP-FLD-2300	Use a map overlay	5-46
CHAP-FLD-2301	Perform self-extraction from a mined area	5-46
CHAP-FLD-2302	Perform individual movement	5-47
CHAP-FLD-2303	Navigate from one point on the ground to another point while mounted	5-47
CHAP-FLD-2304	React to indirect fire	5-48
CHAP-FLD-2305	React to direct fire	5-48
CHAP-FLD-2306	React to antipersonnel devices	5-48
CHAP-FLD-2307	Utilize camouflage, cover, and concealment techniques	5-49
CHAP-FLD-2308	Perform individual movement in an urban environment	5-49
CHAP-FLD-2309	Perform individual precautions while crossing a danger area	5-50
CHAP-FLD-2310	Pass through lines	5-50
CHAP-FLD-2312	Perform land navigation using an AN/PSN-11 Portable Lightweight Global Positioning System Receiver (PLGR)	5-50
CHAP-FLD-2313	Operate night vision goggles (NVGs)	5-51

Event Code	Event	Page Number
CHAP-FLD-2315	Communicate using a field telephone	5-51
CHAP-FLD-2316	Explain basic techniques for survival in jungle, cold weather, desert and ocean environments	5-52
CHAP-FLD-2318	Perform basic first aid	5-52
	NUCLEAR, BIOLOGICAL, CHEMICAL	
CHAP-NBC-1132	Identify NATO NBC markers	5-27
CHAP-NBC-1133	Don the M40 field protective mask with hood	5-27
CHAP-NBC-1134	Don individual protective clothing to MOPP4	5-28
CHAP-NBC-1135	Exchange MOPP gear	5-29
CHAP-NBC-1136	Manage chemical agent casualties	5-29
CHAP-NBC-1137	Decontaminate skin and personal equipment	5-30
CHAP-NBC-2329	Perform basic functions while in MOPP 4	5-54
CHAP-NBC-2331	Identify NATO NBC Markers	5-55
CHAP-NBC-2332	React to a nuclear attack	5-55
CHAP-NBC-2333	React to a chemical or biological attack	5-56
	MINISTRY SKILLS	
CHAP-MIN-1138	Conduct field worship	5-30
CHAP-MIN-1139	Provide ministry in a combat environment	5-31
CHAP-MIN-1140	Prepare Religious Ministries Appendices	5-31
CHAP-MIN-1141	Coordinate faith group specific coverage in area of operations	5-32
CHAP-MIN-1142	Provide pastoral care in a mass casualty situation	5-32
CHAP-MIN-1143	Provide pastoral care to a Marine/Sailor experiencing combat stress	5-33
CHAP-MIN-1144	Provide ministry in Military Operations Other Than War (MOOTW)	5-34
CHAP-MIN-1145	Provide pastoral counseling in combat	5-34
CHAP-MIN-1146	Provide pastoral counseling in Military Operations Other Than War (MOOTW)	5-35
CHAP-MIN-1147	Explain the rights of Prisoners of War (POW)	5-35
CHAP-MIN-1148	Explain the obligations of Prisoner of War (POW)	5-36
CHAP-MIN-1149	Explain the nine principles of the Law of War	5-36
CHAP-MIN-1150	Explain the six articles of the Code of Conduct	5-37
CHAP-MIN-1151	Provide ministry to Enemy Prisoners of War (EPW), Civilian Detainees (CDs) and Detained Personnel	5-37
CHAP-MIN-2200	Prepare a Religious Area Survey	5-44
CHAP-MIN-2334	Prepare a Ministry Report	5-56
CHAP-MIN-2601	Coordinate field and garrison worship areas	5-65
CHAP-MIN-2602	Write a Fragmentary Order (FRAGO)	5-66
CHAP-MIN-2900	Develop a Religious Ministry Support Plan	5-69
	STAFF AND ADMINISTRATIVE SKILLS	
CHAP-STF-1152	Brief the commander on religious practices and traditions in the area of operations	5-38
CHAP-STF-1153	Develop a Lay Leader program	5-38
CHAP-STF-1154	Identify the role of the RMT in personal and family readiness programs	5-39
CHAP-STF-1155	Develop the CRP Budget	5-39

Event Code	Event	Page Number
CHAP-STF-1156	Apply the procedures of the USMC logistics system to support the command religious program	5-40
	PHYSICAL CONDITIONING	
CHAP-PT-1158	Participate in conditioning hikes	5-41
CHAP-PT-1159	Perform combat water survival skills	5-41
CHAP-PT-1160	Participate in physical conditioning	5-42
	GENERAL MILITARY KNOWLEDGE	
CHAP-INFO-1161	Explain the Marine Corps mission	5-42
CHAP-INFO-1162	Identify significant events in Marine Corps history	5-42
CHAP-INFO-1163	Wear the Marine Corps combat utility uniform	5-43
CHAP-INFO-2342	Wear authorized Marine Corps uniforms	5-61
CHAP-INFO-2343	Explain the Marine Corps mission	5-61
CHAP-INFO-2334	Identify the locations of Marine Divisions, Air Wings, and Force Service Support Groups	5-61
CHAP-INFO-2345	Describe Marine Air-Ground Task Force (MAGTF) Organizations	5-61
CHAP-INFO-2349	Explain the customs of the Marine Corps	5-62
CHAP-INFO-2350	Explain common terms, sayings, and quotations in the Marine Corps	5-62
CHAP-INFO-2351	Identify the historical significance of Marine Corps uniform items	5-63
	EXPEDITIONARY SKILLS	
CHAP-EXPD-2201	Report information	5-44
CHAP-EXPD-2320	Embark/Debar from an AAV or landing craft	5-53
CHAP-EXPD-2323	Participate in underwater egress training (helicopter)	5-53
CHAP-EXPD-2324	Operate an M-998 series HMMWV	5-54
CHAP-EXPD-2600	Prepare an operations overlay	5-65
	PASTORAL CARE	
CHAP-CARE-2335	Discuss pastoral care in an expeditionary setting	5-57
CHAP-CARE-2336	Discuss pastoral care in offensive combat operations	5-57
CHAP-CARE-2337	Explain pastoral care in defensive operations	5-58
CHAP-CARE-2338	Explain pastoral care during humanitarian operations	5-58
CHAP-CARE-2339	Explain pastoral care during Non-Combatant Evacuation Operations (NEO)	5-59
CHAP-CARE-2340	Explain limitations and support requirements for pastoral care to Enemy Prisoners of War (EPW), civilian detainees, and detained personnel	5-59
CHAP-CARE-2341	Explain the religious ministry procedures for temporary interment	5-60
	MANAGEMENT SKILLS	
CHAP-MGMT-2352	Identify elements of a Table of Organization and Equipment (TO&E)	5-63
CHAP-MGMT-2353	Identify logistical support requirements for RMTs	5-64

Event Code	Event	Page Number
CHAP-MGMT-2605	Request reserve chaplains and RPs	5-67
CHAP-MGMT-2606	Identify elements of a Navy Activity Manning Document (AMD)	5-68
CHAP-MGMT-2901	Reconcile Table of Organization & Equipment (TO&E) with Navy Activity Manning Document (AMD)	5-69
CHAP-MGMT-2902	Conduct inspections	5-70
CHAP-MGMT-2903	Conduct a performance evaluation to assess the readiness of a subordinate unit RMT	5-70
CHAP-MGMT-2904	Determine religious ministry support (RMS) manpower requirements in combat operations	5-71
	TRAINING	
CHAP-TRNG-2603	Conduct individual training	5-66
CHAP-TRNG-2604	Conduct collective training	5-67

5060. 1000-LEVEL CHAPLAIN INDIVIDUAL EVENTS

CHAP-FLD-1101: Participate in patrols

Initial Training Setting: FS

Sustainment Interval: 12

Grade: All

Condition: Given a tactical scenario in a combat environment, a patrol order, individual combat equipment (782 gear), flashlights, a map and compass, a radio, and a whistle.

Standard: Accomplish the mission per the patrol order, the patrol leader's guidance and the references.

References:

- MCWP 3-11.3, Scouting and Patrolling
- FMFM 6-5, Marine Rifle Squad
- Marine Corps Common Skills Handbook, Book 1B

Range Requirements:

Appropriate training area

CHAP-FLD-1102: Execute squad formations

Initial Training Setting: FS

Sustainment Interval: 12

Grade: All

Condition: As a member of a squad, given a tactical scenario in a combat environment, individual combat equipment (782 gear), flashlights, a map and compass, a radio, and a whistle.

Standard: Assume the assigned position within each formation as described in the performance steps and per the references.

Performance Steps:

1. Assume assigned position in a squad column.
2. Assume assigned position in a squad wedge.
3. Assume assigned position in a squad "vee".
4. Assume assigned position in a squad line.
5. Assume assigned position in a squad echelon.

References:

- FMFM 6-5, Marine Rifle Squad
- MCWP 3-11.3, Scouting and Patrolling
- Marine Corps Common Skills Handbook, Book 1B

Range requirements:

Appropriate training area

CHAP-FLD-1103: Communicate using hand and arm signals

Initial Training Setting: FS

Sustainment Interval: 12

Grade: All

Condition: Without the aid of references.

Standard: Respond correctly to 24 of 38 hand signals.

References:

- Marine Corps Common Skills Handbook, Book 1B
- FMFM 6-5, Marine Rifle Squad

Range Requirements:

Appropriate training area

CHAP-FLD-1104: React to antipersonnel devices

Initial Training Setting: FS

Sustainment Interval: 12

Grade: All

Condition: Given a tactical scenario in a combat environment and individual combat equipment (782 gear).

Standard: Meet mission requirements as specified in the performance steps and in accordance with the reference.

Performance Steps:

1. Identify the antipersonnel device.
2. Identify the purpose of various types of antipersonnel devices.
3. Perform the immediate actions to be taken for antipersonnel devices.

References:

- FMFM 6-5, Marine Rifle Squad

Ordnance Requirements:

DODIC	NOMENCLATURE	EXPENDED		UNEXPENDED		UNIT/ ISSUE
		UNITS/ STUDENT	UNITS/ SUPPORT	UNITS/ STUDENT	UNITS/ SUPPORT	
L598	Simulator, Explosive Booby Trap Flash M117	0.000	25.000	0.000	0.000	Each
L599	Simulator, Explosive Booby Trap Illumination	0.000	20.000	0.000	0.000	Each

Range Requirements:

Appropriate training area

CHAP-FLD-1105: Execute individual movement in an urban environment

Initial Training Setting: FS

Sustainment Interval: 12

Grade: All

Condition: Given a tactical situation in an urban, during daylight and darkness, wearing a fighting load, and given an area to traverse containing man-made structures and obstacles.

Standard: Execute individual movements in an urban terrain (MOUT) to avoid detection by the enemy per the references.

Performance Steps:

1. Cross a wall.
2. Observe around a corner.
3. Move past a window.
4. Move past a door.
5. Move parallel to a building.
6. Cross a danger area.

References:

- Marine Corps Common Skills Handbook, Book 1B
- FMFM 6-5, Marine Rifle Squad
- MCSP 3-35.3, Military Operations on Urban Terrain

Range Requirements:

MOUT training facility or other appropriate training area

CHAP-FLD-1107: Perform unaided day and night observation techniques

Initial Training Setting: FS

Sustainment Interval: 12

Grade: All

Condition: Given urban and field terrain in daylight and/or darkness and without the aid of references,

Standard: Identify objects and sounds per the references.

Performance Steps:

1. Avoid all unnecessary movement.
2. Search the field of view using the off-center vision method.
3. Search the field of view using the scanning method.
4. Search the field of view using the strip method.

5. Preserve night vision when subjected to lighted areas or illumination.
6. Demonstrate techniques that enhance hearing.

References:

- Marine Corps Common Skills Handbook, Book 1B
- MCWP 3-11.3, Scouting and Patrolling

Range Requirements:

Appropriate training area

CHAP-FLD-1109: Construct fighting positions

Initial Training Setting: FS

Sustainment Interval: 12

Grade: All

Condition: Given a tactical scenario in a combat environment, individual combat equipment, and the commander's guidance. This task assumes that the chaplain and RP will be situated in the same fighting position.

Standard: Provide sufficient protection from enemy direct and indirect fire.

Performance Steps:

1. Security must be established before digging fighting position.
2. The RP's field of fire must be cleared.
3. The fighting position must be dug-in and continuously improved.

References:

- Marine Corps Common Skills Handbook, Book 1B
- FMFM 6-5, Marine Rifle Squad

Range Requirements:

Appropriate training area

CHAP-FLD-1110: Prepare individual equipment

Initial Training Setting: FS

Sustainment Interval: 12

Grade: All

Condition: Given the prescribed equipment.

Standard: Ensure individual equipment meets mission requirements per the references.

References:

- Marine Corps Common Skills Handbook, Book 1B
- MCWP 3-11.3, Scouting and Patrolling

CHAP-FLD-1111: Establish liaison with Religious Ministry Teams in the area of operations

Initial Training Setting: FS

Sustainment Interval: 12

Grade: All

Condition: Given an operations order and communication assets.

Standard: Establish liaison via communication net or in person, with higher and adjacent RMTs in the area of operations within 48 hours or in a time frame established by the commander.

Performance Steps:

1. Determine which units are in your area of operations.
2. Determine the location of each unit (apply OPSEC as required).
3. Discuss actual or potential problems and solutions in providing for religious ministry support.
4. Follow-up with periodic meetings and/or radio or telephone contact.

Reference:

- MCRP 6-12A, Religious Ministry Team Handbook
-

CHAP-FLD-1112: Conduct a military ceremony for temporary interment

Initial Training Setting: FS

Sustainment Interval: 12

Grade: All

Condition: Given references, materials, equipment, the requirement to temporarily inter a casualty as well as command and mortuary affairs authority to do so.

Standard: Ensure a dignified burial in accordance with the faith of the deceased, the commander's requirements and as appropriate, local procedures.

Performance Steps:

1. Identify location for temporary interment in conjunction with command and designated mortuary affairs authority.
2. Develop plan for the ceremony.
3. Brief commander.
4. Prepare interment site.
5. Conduct ceremony.
6. Draft letter to next-of-kin for commander.
7. Provide pastoral follow-up to members of the deceased person's command.

References:

- MCRP 6-12A, Religious Ministry Team Handbook

- NAVPERS 15555, Navy Military Funerals
- MCWP 4-11.8, Services in an Expeditionary Environment
- Joint Pub 4-06, Joint Tactics, Techniques and Procedures for Mortuary Affairs in Joint Operations

Range Requirements:

Appropriate training area

CHAP-FLD-1113: Participate in offensive combat operations

Initial Training Setting: FS

Sustainment Interval: 12

Grade: All

Condition: Provided with the appropriate reference, materials, and equipment.

Standard: Identify key informational aspects of squad-sized attacks as specified in the performance steps and in accordance with the reference.

Performance Steps:

1. Identify the purpose of offensive combat.
2. Identify the three phases of offensive combat.
3. Identify the advantages of a daylight attack.
4. Identify the disadvantages of a daylight attack.
5. Identify the purpose of the night attack.
6. Identify the three phases of a night attack.
7. Participate in offensive combat operations.

Reference:

- FMFM 6-5, Marine Rifle Squad

Range Requirements:

Appropriate training area

CHAP-FLD-1114: Participate in defensive operations and rear area security

Initial Training Setting: FS

Sustainment Interval: 12

Grade: All

Condition: Without the aid of a reference, given a tactical scenario in a simulated combat environment and individual combat equipment.

Standard: Identify key informational aspects as specified in the performance steps.

Performance Steps:

1. Identify the two purposes of defensive combat.
2. Identify the two types of defensive combat.
3. Identify the three types of defensive positions.
4. Identify the fundamentals of the defensive position.
5. Identify the priorities of work in establishment of the defense.
6. Identify the advantages and disadvantages of defensive combat.
7. Participate in defensive combat operations.

References:

- FMFM 6-5, Marine Rifle Squad

Range Requirements:

Appropriate training area

CHAP-FLD-1115: Assemble a survival kit

Initial Training Setting: FS

Sustainment Interval: 12

Grade: All

Condition: Given a mission in a tactical environment, first-aid items, water purification tablets or drops, a signaling mirror, a lighter, metal match, or waterproof matches, a snare wire, and a fishing line with hook.

Standard: Prepare for potential survival situations to include disinfecting a canteen of water per the reference.

Performance Steps:

1. At a minimum, the contents of the survival kit shall include: first aid items, water purification tablets or drops, fire starting equipment, signaling items, food procurement items, lighter, metal match, or waterproof matches, snare wire, signaling mirror, and wrist compass. Recommended, but not required, is a pocket survival guidebook.
2. Select the four criteria for a survival kit.
3. Select one example of each criteria for a survival kit.
2. Sequence the steps to disinfect a canteen of water.

References:

- MCRP 3-02F, Survival
-

CHAP-FLD-1116: Apply the acronym "SURVIVAL"

Initial Training Setting: FS

Sustainment Interval: 12

Grade: All

Condition: Given a survival situation in any environmental condition and minimal equipment and resources.

Standard: Identify key information as specified in the performance steps and in accordance with the reference.

Performance Steps:

1. Select the six physiological requirements for survival.
2. Select the seven enemies of survival.
3. Select the survival principles in the acronym "SURVIVAL".

References:

- MCRP 3-02F, Survival
-

CHAP-FLD-1117: Cook a Meal, Ready-to-Eat (MRE)

Initial Training Setting: FS

Sustainment Interval: 12

Grade: All

Condition: Given a tactical scenario in a combat environment (day and night), and an MRE with ration heater.

Standard: In a safe and sanitary manner per the reference.

References:

- Instructions on the Ration Heating Container, Specification: MIL-F-10805D
-

CHAP-FLD-1118: Perform land navigation with a map and compass

Initial Training Setting: FS

Sustainment Interval: 12

Grade: All

Condition: Given a tactical scenario in a combat environment (day and night), individual combat equipment, a 1:50000 military map, paper, a pen, a protractor, lensatic compass, the six-digit grid coordinate of his/her current location, the six-digit grid coordinate of all checkpoints and a specified period of time.

Standard: Navigate to all checkpoints within the time period designated.

References:

- Marine Corps Common Skills Handbook, Book 1B

Range Requirements:

Appropriate training area

CHAP-FLD-1119: Communicate using an AN/PRC-119 radio

Initial Training Setting: FS

Sustainment Interval: 12

Grade: All

Condition: Given an AN/PRC-119 radio, battery, frequency assignment, and a technical manual.

Standard: Transmit and receive a message per the references.

Performance Steps:

1. Install a battery.
2. Install an antenna.
3. Connect handset.
4. Turn radio to the "ON" position.
5. Select switch positions.
6. Enter frequency.
7. Conduct operational check.
8. Prepare message on paper.
9. Listen to ensure that net is clear.
10. Contact distant station.
11. Use phonetic alphabet and numeric pronunciation.
12. Demonstrate radio procedures through use of procedural words.
13. Perform operator level maintenance.

References:

- Marine Corps Common Skills Handbook, Book 1B
 - MCRP 3-40.3, Radio Operator's Handbook
 - TM 11-5820-890-10-1, AN/PRC119
-

CHAP-FLD-1120: Apply the techniques of night noise movement discipline

Initial Training Setting: FS

Sustainment Interval: 12

Grade: All

Condition: Given a tactical scenario in a night combat environment and individual combat equipment.

Standard: Minimize risk of revealing position to the enemy per the reference.

Performance Steps:

1. Secure loose clothing with tape or string to prevent snagging on brush, etc.
2. Tape ID tags together to prevent rattling.
3. Silence chimes or alarms on wristwatch.
4. Stifle a threatening sneeze by pressing fingers upward against the nostrils.

5. Stifle a threatening cough by applying slight pressure with the finger on the Adam's apple.
6. When walking at night, place the heel down first, then balance body weight on the rear foot until finding a secure spot.
7. When walking at night, lift the forward foot high to clear any stiff grass, brush, or other obstruction.
8. When walking at night, continue to balance body weight on the rear foot, lower the forward foot gently, toe first, to explore the ground for objects that might make noise. Step over, not on, fallen logs and branches.
9. When walking at night, lower the heel of the forward foot slowly; gradually transferring body weight to that foot.

Reference:

- MCWP 3-11.3, Scouting and Patrolling

Range Requirements:

Appropriate training area

CHAP-FLD-1121: Evacuate a casualty

Initial Training Setting: FS

Sustainment Interval: 12

Grade: All

Condition: Given a tactical scenario in any combat environment, combat casualties requiring movement, a partner and miscellaneous materials that can be used to improvise as a stretcher, and using various manual carries and improvised stretchers.

Standard: Safely evacuate a casualty.

References:

- Marine Corps Common Skills Handbook, Book 1B
 - MCRP 3-02G, First Aid
-

CHAP-FLD-1122: Perform individual field hygiene

Initial Training Setting: FS

Sustainment Interval: 12

Grade: All

Condition: Provided with an entrenching tool, pack, toiletries, water, canteen with cup, water purification materials and necessary field equipment in a secure combat environment.

Standard: Demonstrate how to maintain personal hygiene, purify water, and construct a cat hole, and straddle trench in order to dispose of human waste.

Performance Steps:

1. Purify water.
2. Clean skin.
3. Clean hair.
4. Clean hands.
5. Clean clothing and sleeping gear.
6. Care for mouth and teeth.
7. Care for feet.
8. Dispose of human waste.

References:

- Marine Corps Common Skills Handbook, Book 1B
 - MCRP 4-11.1D, Field Hygiene and Sanitation
 - FM 21-75, Combat Skills of the Soldier
-

CHAP-FLD-1124: Embark/Debark from troop movement systems

Initial Training Setting: FS

Sustainment Interval: 12

Grade: All

Condition: Given a tactical situation, an AAV or other tactical vehicle as appropriate, individual combat equipment including helmet, flak jacket, and assignment to a squad-size unit.

Standard: Successfully embark/debark as directed by the squad leader and per the references.

References:

- FMFM 6-5, Marine Rifle Squad
- FMFM 6-4, Marine Rifle Company/Platoon

Range Requirements:

Appropriate training area

External Support:

Amphibious Assault vehicle or landing craft support

CHAP-FLD-1125: Embark/Debark from helicopter

Initial Training Setting: FS

Sustainment Interval: 12

Grade: All

Condition: Given a tactical situation, a troop-carrying helicopter in a landing zone, individual combat equipment including helmet, flak jacket, and assignment to a squad-size unit.

Standard: Successfully embark/debark as directed by the squad leader and per the references.

References:

- FMFM 6-5, Marine Rifle Squad
- FMFM 6-4, Marine Rifle Company/Platoon

Range Requirements:

Helicopter landing area

External Support:

Helicopter support

CHAP-FLD-1127: Control hemorrhage

Initial Training Setting: FS

Sustainment Interval: 12

Grade: All

Condition: Given a First Aid Kit and necessary supplies/equipment.

Standard: Control hemorrhage, reducing the risk of further injury or death.

Performance Steps:

1. Identify the types of hemorrhage.
2. Identify the requirements for applying a tourniquet, pressure dressing or Quick Clot (for personnel equipped with the new Individual First Aid Kit (IFAK)).
3. Apply tourniquet or pressure dressing.
4. Monitor hemorrhage.

Reference:

- MCRP 3-02G, First Aid
-

CHAP-FLD-1128: Apply a splint to a fracture

Initial Training Setting: FS

Sustainment Interval: 12

Grade: All

Condition: Given a combat casualty, first aid kit and appropriate materials.

Standard: Correctly splint a fracture reducing the risk of further injury or death.

Performance Steps:

1. Evacuate the casualty.
2. Select suitable materials to be used as a splint.

3. Pad the splint.
4. Immobilize the fracture.

References:

- Marine Corps Common Skills Handbook, Book 1B
 - MCRP 3-02G, First Aid
-

CHAP-FLD-1130: Execute RMT actions for defensive operations and rear area security

Initial Training Setting: FS

Sustainment Interval: 12

Grade: All

Condition: Given a tactical situation in any combat environment (day and night), the commander's guidance, and individual combat equipment.

Standard: Per the reference.

Performance Steps:

1. Establish security.
2. Construct fighting position.
3. Continue position improvement.
4. Challenge personnel forward of the position (as required).

References:

MCRP 6-12A, Religious Ministry Team Handbook

Range Requirements:

Appropriate training area

CHAP-FLD-1131: Treat for shock

Initial Training Setting: FS

Sustainment Interval: 12

Grade: All

Description: Treat for shock.

Condition: Given a combat casualty, a standard First Aid Kit, and the necessary equipment/supplies.

Standard: Treat for shock as specified in the performance steps and per the reference.

Performance Steps:

1. Identify the definition of shock.
2. Identify the symptoms of shock.

3. Lay casualty on back.
4. Elevate the casualty's legs above the level of his heart.
5. Loosen clothing.
6. Prevent casualty from chilling or overheating.

References:

- MCRP 3-02G, First Aid
-

CHAP-NBC-1132: Maintain the M40 field protective mask

Initial Training Setting: FS

Sustainment Interval: 12

Grade: All

Description: Inspect, disassemble, clean, and replace worn or unserviceable parts of the M40 series field protective mask. The chaplain or RP must identify each part of the mask and explain procedures, techniques and authorized cleaning agents for the mask per the references.

Condition: The chaplain or RP is provided with an M40 series field protective mask, spare parts including a replacement filter, and authorized cleaning materials.

Standard: Meet serviceability standards per the references.

Performance Steps:

1. Disassemble the mask.
2. Clean the mask.
3. Inspect the mask.
4. Replace defective parts.
5. Assemble the mask.
6. Report discrepancies.

References:

- Marine Corps Common Skills Handbook, Book 1B
 - TM 3-4240-300-10-1, Operators Manual for Chemical/Biological Mask
-

CHAP-NBC-1133: Don the M40 field protective mask with hood

Initial Training Setting: FS

Sustainment Interval: 12

Grade: All

Description: Recognize standard NBC alarms and take immediate action. Stop breathing, don and clear the field protective mask within 9 seconds (hood requires additional 6 seconds to adjust), and sound the alarm to warn others.

Condition: Given a tactical scenario in any combat environment, a M40 series field protective mask with hood in its carrier, and an NBC alert or an order.

Standard: Accomplish within nine seconds and adjust the hood within an additional six seconds of the alarm or order per the references.

Performance Steps:

1. Recognize the NBC alarm (vocal, visual, and percussion).
2. Stop breathing, don, clear, and check mask.
3. Secure the hood.
4. Sound alarm to warn others.
5. Remove the mask and hood after the UNMASK order is given.
6. Stow mask and hood.

References:

- Marine Corps Common Skills Handbook, Book 1B
- TM 3-4240-300-10-1, Operators Manual for Chemical/Biological Mask
- MCWP 3-37, MAGTF Nuclear, Biological and Chemical Defense Operations

Ordnance requirements:

	EXPENDED		UNEXPENDED		UNIT/ ISSUE
	UNITS/ STUDENT	UNITS/ SUPPORT	UNITS/ STUDENT	UNITS/ SUPPORT	
DODIC NOMENCLATURE K765 Riot Control Agent, CS	0.000	37.000	0.000	0.000	Each

Range requirements:

Gas chamber

CHAP-NBC-1134: Don individual protective clothing to MOPP 4

Initial Training Setting: FS

Sustainment Interval: 12

Grade: All

Description: Correctly don appropriate levels of MOPP 1 through 4 within 8 minutes, and correctly identify various stages of MOPP and optional variants mo MOPP levels 1, 2, and 3.

Condition: Given an NBC contaminated environment, MOPP gear, and an NBC alarm or order.

Standard: Accomplish within 8 minutes of notification per the reference.

References:

- Marine Corps Common Skills Handbook, Book 1B

Ordnance Requirements:

	EXPENDED		UNEXPENDED		UNIT/ ISSUE
	UNITS/ STUDENT	UNITS/ SUPPORT	UNITS/ STUDENT	UNITS/ SUPPORT	
DODIC NOMENCLATURE G940 Grenade, Hand Green Smoke M18	0.000	17.000	0.000	0.000	Each

G945 Grenade, Hand Yellow 0.000 17.000 0.000 0.000 Each
Smoke M18

Range Requirements:

Appropriate training area

CHAP-NBC-1135: Exchange MOPP gear

Initial Training Setting: FS

Sustainment Interval: 12

Grade: All

Condition: Given a tactical scenario in a combat environment, an assistant, decontamination kit, a chemical protective over garment, over boots, protective gloves, a field protective mask with hood, and a secure, uncontaminated environment (MOPP exchange area). Dressed in MOPP-4 gear.

Standard: Demonstrate the use of applicable decontaminants and procedures in exchanging MOPP equipment without contaminating self or assistant.

References:

- Marine Corps Common Skills Handbook, Book 1B
-

CHAP-NBC-1136: Manage chemical agent casualties

Initial Training Setting: FS

Sustainment Interval: 12

Grade: All

Condition: Given a chemical warfare agent casualty in a combat environment and the standard Field Medical Service Technician equipment and supplies, including nerve agent antidote injectors and an M291 skin decontamination kit.

Standard: Handle casualties in such a manner to not contaminate self and to reduce the risk of further injury or death.

Performance Steps:

1. Stop breathing.
2. Administer the proper antidote.
3. If face has become contaminated, find cover and decontaminate face.
4. Assist others.
5. When mission permits, decontaminate clothing and equipment.

References:

- MCRP 3-02G, First Aid
-

CHAP-NBC-1137: Decontaminate skin and personal equipment

Initial Training Setting: FS

Sustainment Interval: 12

Grade: All

Description: Properly demonstrate the use of the M258A1 skin decontamination kit by decontaminating a simulated chemical agent from the body and/or face within one minute of discovering the presence of contaminate.

Condition: Provided a M258A1 decontamination kit and a simulated chemical contamination on the skin.

Standard: Within one minute per the reference.

References:

- Marine Corps Common Skills Handbook, Book 1B

Range Requirements:

Appropriate training area

CHAP-MIN-1138: Conduct field worship

Initial Training Setting: FS

Sustainment Interval: 12

Grade: All

Condition: Given the reference and the requirement to provide worship services in the field.

Standard: Meet religious needs of Marines, Sailors, and other authorized personnel as specified in the performance steps and per the reference.

Performance Steps:

1. Determine location for worship services.
2. Coordinate with unit commander.
3. Obtain ecclesiastical equipment.
4. Publish a worship service schedule.
5. Develop the service based on the size and assessed needs of the unit.
6. Set security around service site.
7. Conduct service.

References:

- MCRP 6-12A, Religious Ministry Team Handbook

Range Requirements:

Appropriate training area

CHAP-MIN-1139: Provide ministry in a combat environment

Initial Training Setting: FS

Sustainment Interval: 12

Grade: All

Condition: Given the reference and assignment to a unit operating in a hostile/combat environment.

Standard: Meet the spiritual and religious needs of Marines, Sailors, and other authorized personnel per the reference.

Performance Steps:

1. Conduct an internal combat readiness assessment.
2. Apply the principles of ministry in combat.
3. Prepare equipment.
4. Prioritize ministry objectives.
5. Communicate with unit and supervisory RMTs.
6. Submit ministry reports.
7. Perform continual evaluation of religious resources and requirements.
8. Maintain record of ministry and movements.

References:

- MCRP 6-12A, Religious Ministry Team Handbook

Range Requirements:

Appropriate training area

CHAP-MIN-1140: Prepare Religious Ministries Appendices

Initial Training Setting: FS

Sustainment Interval: 12

Grade: All

Condition: Given references, materials, and equipment.

Standard: Produce Annex A of the unit operations plan (OPLAN). The Religious Ministry Plan must incorporate the commander's intent, phasing of the operation, the communications/electronics plan, support requirements and coordination with adjacent and supervisory RMTs.

References:

- MCRP 6-12A, Religious Ministry Team Handbook
 - MCWP 5-1, Marine Corps Planning Process
-

CHAP-MIN-1141: Coordinate faith group specific coverage in the area of operations

Initial Training Setting: FS

Sustainment Interval: 12

Grade: All

Condition: Given a unit operations plan, administrative and communications assets, and command direction.

Standard: Provide religious support to faith groups within the command during pre-battle, battle, and post-battle phases of the operation.

Performance Steps:

1. Identify religious requirements in the area of operations.
2. Distinguish those requirements that the unit RMT can meet from those it cannot.
3. Coordinate/Initiate religious support requests.
4. Identify and obtain ecclesiastical support items.
5. Share religious support assets with adjacent RMTs via formal and informal channels of communication.
6. Arrange for transportation, billeting, and logistical support to visiting RMTs.
7. Coordinate visit with appropriate internal staff sections.
8. Coordinate service schedule to minimize conflict with unit mission.
9. Ensure that supporting RMT does not violate or compromise unit mission.
10. Provide continuous support through all phases of the operation.
11. Ensure supporting RMT knows passage of lines passwords and countersigns.
12. Coordinate supporting RMT access to unit facilities.
13. Observe adherence to operational and communications security (OPSEC/COMMSEC) procedures.
14. Keep supervisory RMTs informed.

References:

- MCRP 6-12A, Religious Ministry Team Handbook
-

CHAP-MIN-1142: Provide pastoral care in a mass casualty situation

Initial Training Setting: FS

Sustainment Interval: 12

Grade: All

Condition: Given a combat environment and medical response personnel in a mass casualty situation.

Standard: Provide professional and compassionate pastoral response to the injured and dead while systematically coordinating ministry efforts with medical personnel.

Performance steps:

1. Identify the tactical principles of triage.
2. Identify triage classifications.
3. Describe the inverse relationship between pastoral care priorities and triage classifications.
4. Prepare tailored pastoral interventions for use in trauma conditions. Examples include Psalm 23, or the Lord's Prayer or sacramental rites.
5. Coordinate with medical response personnel.
6. Maintain record of pastoral care given on US Field Medical Card and RMT ministry logbook.

References:

- MCRP 6-12A, Religious Ministry Team Handbook

Range Requirements:

Appropriate training area

CHAP-MIN-1143: Provide pastoral care to a Marine/Sailor experiencing combat stress

Initial Training Setting: FS

Sustainment Interval: 12

Grade: All

Condition: Given references and a combat stress casualty.

Standard: Manage its symptoms per the references. This includes the ability to identify key information as specified in the performance steps.

Performance Steps:

1. Identify the definition of combat stress.
2. Identify the symptoms of combat stress.
3. Identify RMT ministry priorities for responding to combat stress.
4. Identify general adaptation syndrome.
5. Identify the physical symptoms resulting from stress.
6. Identify the psychological symptoms resulting from stress.
7. Identify the factors increasing the risk of combat stress.
8. Identify the characteristics placing personnel at higher risk of developing combat stress.
9. Identify the principles of triage of combat stress.
10. Identify individuals experiencing combat stress.
11. Assess whether symptoms are mild, moderate or severe.
12. Provide pastoral care, maintaining a spiritual/religious focus.
13. Provide combat stress ministry during and after combat operations.
14. Reinforce Marine or Sailor's hope and sense of worth.
15. Identify the time requirements for returning a combat stress.

References:

- MCRP 6-12A, Religious Ministry Team Handbook
- MCRP 6-11C, Combat Stress

Range Requirements:

Appropriate training area

CHAP-MIN-1144: Provide ministry in Military Operations Other Than War (MOOTW)

Initial Training Setting: FS

Sustainment Interval: 12

Grade: All

Condition: Given the reference and functioning as a member of the RMT.

Standard: Meet the spiritual and religious needs of Marines, Sailors and other authorized personnel per the reference. This includes the ability to identify key information as specified in the performance steps.

Performance Steps:

1. Identify the term MOOTW.
2. Identify the types of MOOTW.
3. Identify the characteristics of MOOTW.
4. Identify the principles of MOOTW.
5. Identify the operational environments.
6. Identify the categories of MOOTW.
7. Identify the role of the RMT in MOOTW.
8. Identify the definition of amphibious operations.
9. Identify the five phases of an amphibious operation.
10. Identify the definition of Ship-To-Objective Maneuver (STOM).
11. Identify the definition of sustained operations ashore.
12. Identify the responsibilities of the RMT prior to embarkation.
13. Identify the tactical markings of supplies and equipment.
14. Identify the responsibilities of embarked RMT personnel.

References:

- MCRP 6-12A, Religious Ministry Team Handbook
-

CHAP-MIN-1145: Provide pastoral counseling in combat

Initial Training Setting: FS

Sustainment Interval: 12

Grade: All

Condition: Given the reference, a service member experiencing stress in a simulated combat environment.

Standard: Meet the spiritual and religious needs of Marines, Sailors, and other authorized personnel per the reference.

Performance Steps:

1. Identify specific counseling needs.
2. Identify indicators of stress.

3. Establish liaison with supporting agencies.

References:

MCRP 6-12A, Religious Ministry Team Handbook

Range Requirements:

Appropriate training area

CHAP-MIN-1146: Provide pastoral counseling in Military Operations Other Than War (MOOTW)

Initial Training Setting: FS

Sustainment Interval: 12

Grade: All

Condition: Given the reference and equipment, in a simulated combat environment or MOOTW.

Standard: Meet the spiritual and religious needs of Marines, Sailors, and other authorized personnel per the reference.

Performance Steps:

1. Establish liaison with members of the unit.
2. Identify specific counseling needs.
3. Identify indicators of stress.
4. Establish a ministry of presence with purpose.

References:

- MCRP 6-12A, Religious Ministry Team Handbook
-

CHAP-MIN-1147: Explain the rights of Prisoners of War (POW)

Initial Training Setting: FS

Sustainment Interval: 12

Grade: All

Condition: Without the aid of references.

Standard: Per the references.

Performance Steps:

1. Explain the right to receive sanitary protective housing and clothing.
2. Explain the right to receive a sufficient amount of food to sustain good health.
3. Explain the right to receive adequate medical care.
4. Explain the right to receive necessary facilities for proper hygiene.
5. Explain the right to practice religious faith.
6. Explain the right to keep personal property except weapons, military equipment and military documents.

7. Explain the right to send and receive mail.
8. Explain the right to receive packages containing non-contraband items such as food, clothing, educational, religious, and recreational materials.
9. Explain the right to select a fellow POW to represent you.
10. Explain the right to receive humane treatment.
11. Explain the right to have a copy of the Geneva Convention and its annexes, including any special agreements, posted where it can be read. the Geneva Convention and its annexes, etc., must be written in the proper language for POWs to understand and available upon request.
12. Explain the right to have a copy of all camp regulations, notices, orders and publications about POW conduct posted where it can be read. Regulations, notices, etc., must be written in the proper language for POWs to understand and available upon request.

References:

- Marine Corps Common Skills Handbook, Book 1A
 - MCRP 5-12.1A, The Law of Land Warfare
-

CHAP-MIN-1148: Explain the obligations of Prisoner of War (POW)

Initial Training Setting: FS

Sustainment Interval: 12

Grade: All

Condition: Without the aid of references.

Standard: Explain the obligations of Prisoner of War (POW)

Performance Steps:

1. State the four items of information that POWs are required to give captors.
2. Explain lawful obedience to rules and regulations.
3. Explain the responsibility to perform paid labor.
4. Explain the responsibilities to observe military discipline, courtesy, and the rendering of honors.

References:

- Marine Corps Common Skills Handbook, Book 1A
 - MCRP 5-12.1A, The Law of Land Warfare
-

CHAP-MIN-1149: Explain the nine principles of the Law of War

Initial Training Setting: FS

Sustainment Interval: 12

Grade: All

Condition: Without the aid of references.

Standard: Explain the nine principles of the Law of War and how they impact the mission during combat per the references.

Performance Steps:

1. Identify why Marines only fight enemy combatants.
2. Identify that Marines do not harm enemies who surrender. They must disarm them and turn them over to superiors.
3. Identify that Marines do not kill or torture prisoners.
4. Identify that Marines collect and care for the wounded, whether friend or foe.
5. Identify that Marines do not attack medical personnel, facilities, or equipment.
6. Identify that Marines destroy no more than the mission requires.
7. Identify that Marines treat all civilians humanely.
8. Identify that Marines do not steal. Marines respect private property and possessions.
9. State the fourth element of the purpose for close order drill.
10. Explain how violations of the laws of war have an impact on the accomplishment of the mission during combat.

References:

- Marine Corps Common Skills Handbook, Book 1A
 - MCRP 5-12.1A, The Law of Land Warfare
-

CHAP-MIN-1150: Explain the six articles of the Code of Conduct

Initial Training Setting: FS

Sustainment Interval: 12

Grade: All

Condition: Without the use of reference.

Standard: Per the reference.

References:

- Marine Corps Common Skills Handbook, Book 1A
-

CHAP-MIN-1151: Provide ministry to Enemy Prisoners of War (EPW), Civilian Detainees (CDs), and Detained Personnel

Initial Training Setting: FS

Sustainment Interval: 12

Grade: All

Condition: Given an explicit command requirement, a unit operations order and references.

Standard: Meet the conventions of international law per the references.

Performance Steps:

1. Identify provisions for religious supplies in planning for ministry to EPW, CDs, and detained personnel.
2. Identify ecclesiastical needs of detained clergy to minister to EPW, CDs, and detained personnel.
3. Identify the rights of EPW, CDs, and detained personnel.
4. Provide regular reports to supervisory RMTs.

References:

- MCRP 6-12A, Religious Ministry Team Handbook
 - Joint Pub 3-10, Joint Doctrine for Rear Area Operations
 - Geneva Convention relative to the Protection of Civilian Persons in Time of War (21 October 1950)
 - Geneva Convention relative to the Treatment of Prisoners of War (21 October 1950)
-

CHAP-STF-1152: Brief the commander on religious practices and traditions in the area of operations

Initial Training Setting: FS

Sustainment Interval: 12

Grade: All

Condition: Given the reference, research resources, a requirement to brief the commander, and an identified Area of Operations (AOR).

Standard: Provide key information so that appropriate decisions on command policy or future operations can be made. This includes determining the religious make-up of the host country as well as cultural customs and traditions. Research for the brief must be coordinated with S-2.

Performance Steps:

1. Identify the religious beliefs of the host country.
2. Research the religious practices and traditions within the host country.
3. Content of the brief includes, but is not limited to: description of primary religious groups and organizations; principle religious beliefs, customs, practices and traditions; how religious beliefs may impact mission; religious shrines; and religious structures to be avoided by command personnel.

References:

- MCRP 6-12A, Religious Ministry Team Handbook
-

CHAP-STF-1153: Develop a Lay Leader program

Initial Training Setting: FS

Sustainment Interval: 12

Grade: All

Condition: Given a combat environment, a requirement, command authorization, faith-group specific ecclesiastical equipment, consumables, and references.

Standard: Ensure freedom of religious expression within the command. This includes selection of qualified command personnel, credentialing by their faith group, adherence to command policy, training and evaluation of their performance.

Performance Steps:

1. List the qualifications of the lay leader.
2. List the steps in selecting lay leaders.
3. List the functions of lay leaders.
4. List the duties of the lay leaders.

References:

- MCRP 6-12B, Religious Lay Leader's Handbook
 - MCRP 6-12A, Religious Ministry Team Handbook
-

CHAP-STF-1154: Identify the role of the RMT in personal and family readiness programs

Initial Training Setting: FS

Sustainment Interval: 12

Grade: All

Condition: Given references, materials, equipment, and a scenario.

Standard: Following the performance steps and per the references.

Performance Steps:

1. Identify the unit Family Readiness Officer (FRO), Key Volunteer leadership, and Dependent Assistant During Deployment (DADD) personnel.
2. Identify the function and responsibilities of the RMT in support of personal and family readiness programs.
3. Identify principal staff's role in supporting family readiness programs.
4. Liaison with supporting agencies such as Marine Corps Family Team Building and the Armed Services YMCA.
5. Identify the process to establish liaison with supporting agencies.

References:

- MCRP 6-12A, Religious Ministry Team Handbook
 - MCO 1754.6, Marine Corps Family Team Building
-

CHAP-STF-1155: Develop the CRP Budget

Initial Training Setting: FS

Sustainment Interval: 12

Grade: All

Condition: Given references, materials, equipment, and assignment to a unit with a CRP.

Standard: Meet the religious, moral, and social needs of assigned Marines/Sailors and their families. This includes assessing the needs of the unit, command objectives, reviewing previous budgets, determining which programs should be maintained or initiated, and preparing a written plan for command approval.

Performance Steps:

1. Assess religious needs of the unit.
2. Identify material requirements.
3. Determine if existing CRP programs should be continued or discontinued. If a required program does not exist, develop a plan for establishing it.
4. Provide justification for funding requirements.
5. Draft a budget supporting CRP needs.
6. Submit budget for approval.
7. Execute approved programs and make authorized procurements.

References:

- MCRP 6-12A, Religious Ministry Team Handbook
 - MCO 1730.6, Command Religious Programs in the Marine Corps
-

CHAP-STF-1156: Apply the procedures of the USMC logistics system to support the command religious program

Initial Training Setting: FS

Sustainment Interval: 12

Grade: All

Condition: Given references, forms, ecclesiastical equipment, religious consumables, a mount-out box, and a computer.

Standard: Identify equipment, transportation, maintenance, and travel support to meet mission needs per the references.

Performance Steps:

1. Identify requirements for command religious program elements.
2. Identify special allowance letters.
3. Identify materials for embarkation/debarkation.
4. Identify the contents of a 30-day combat mount-out box.
5. Identify re-supply procedures.

References:

- MCRP 6-12A, Religious Ministry Team Handbook
 - MCO P4400.150, Consumer Level Supply Policy Manual
-

CHAP-PT-1158: Participate in conditioning hikes

Initial Training Setting: FS

Sustainment Interval: 12

Grade: All

Condition: Given the requirement.

Standard: Participate in ramp-up conditioning hikes and complete the 5-mile conditioning hike with the prescribed load within 100 meters or line of sight of the formation.

References:

- FMFRP 0-1B, Marine Physical Readiness Training For Combat

Range Requirements:

Appropriate training area

CHAP-PT-1159: Perform combat water survival skills

Initial Training Setting: FS

Sustainment Interval: 12

Grade: All

Condition: Given a water scenario and individual combat equipment.

Standard: Achieve skill level CWS-3 per the references.

Performance Steps:

1. Perform water survival swimming skills.
2. Survive with a life preserver.
3. Survive without a life preserver.
4. Prepare equipment.
5. Survive with a pack.
6. Swim with a pack.
7. Protect against the cold.

References:

- Marine Corps Common Skills Handbook, Book 1B
- MCO 1500.52, Marine Combat Water Survival Training
- MCO 1510.125, ITS for Marine Corps Water Survival Training (MCWST)

Range Requirements:

Combat training tank

External Support:

Combat Water Survival Instructor support

CHAP-PT-1160: Participate in physical conditioning

Initial Training Setting: FS

Sustainment Interval: 12

Grade: All

Condition: Given the requirement.

Standard: Enhance combat readiness and unit cohesion.

References:

- FMFRP 0-1B, Marine Physical Readiness Training For Combat
-

CHAP-INFO-1161: Explain the Marine Corps mission

Initial Training Setting: FS

Sustainment Interval: 12

Grade: All

Condition: Without the aid of the reference.

Standard: Per the reference.

References:

- Marine Corps Common Skills Handbook, Book 1A
-

CHAP-INFO-1162: Identify significant events in Marine Corps history

Initial Training Setting: FS

Sustainment Interval: 12

Grade: All

Condition: Without the aid of reference.

Standard: Per the reference.

Performance steps:

1. Identify the birthplace of the United States Marine Corps.
2. Identify the birth date of the United States Marine Corps.
3. Identify the year Marine aviation began.
4. Identify the date women joined the United States Marine Corps.
5. Identify the thirteenth Commandant of the Marine Corps.
6. Identify the Marine who was awarded the Medal of Honor for actions during the battle of Guadalcanal and gave his life on Iwo Jima.
7. Identify the battle in which General Smith stated: "We are not retreating, we are attacking in a different direction".
8. Identify the date the Marine Barracks was bombed killing 220 Marines in

Beirut, Lebanon.

9. Identify the battle that was the first ground engagement with Iraqi forces in the Persian Gulf.

References:

- Marine Corps Common Skills Handbook, Book 1A
-

CHAP-INFO-1163: Wear the Marine Corps combat utility uniform

Initial Training Setting: FS

Sustainment Interval: 12

Grade: All

Condition: Given the requirement, the required clothing, and the references.

Standard: Per the references.

Performance Steps:

1. Mark uniform items in the proper location.
2. Provide proper care for each item.

References:

- Marine Corps Common Skills Handbook, Book 1A
 - MCO P1020.34, Marine Corps Uniform Regulations
-

5070. CHAPLAIN BATTALION INDIVIDUAL EVENTS (2000-LEVEL)

CHAP-ADV-2200: Prepare a Religious Area Survey

Initial Training Setting: MOJT

Sustainment Interval: 12

Grade: Ensign, Lieutenant Junior Grade, Lieutenant

Description: Prepare a Religious Area Survey in order to advise the commander on indigenous religious practices and traditions in a given area of operations.

Condition: Given a unit operations order, references, and research materials.

Standard: Facilitate command decision-making on planned or future operations.

Performance Steps:

1. Review Appendix B in MCRP 6-12A, Religious Ministry Team Handbook for a template of the Religious Area Survey.
2. Conduct research.
3. Develop the Religious Area Survey.
4. Brief command leadership.

References:

- MCRP 6-12A, Religious Ministry Team Handbook
 - FM 1-05, Religious Support
-

CHAP-EXPD-2201: Report information

Initial Training Setting: MOJT

Sustainment Interval: 12

Grade: Ensign, Lieutenant Junior Grade, Lieutenant

Condition: Assumes a situation the chaplain must report through the chain of command.

Standard: Issue a SALUTE report.

Performance Steps:

1. Identify the size and strength of observed formation.
2. Identify activity or actions.
3. Identify location and direction of movement.
4. Provide unit identification.
5. Identify time of observation.
6. Identify equipment and weapons.

References:

- Marine Corps Common Skills Handbook, Book 1B
- MCWP 3-11.3, Scouting and Patrolling

5080. BATTALION INDIVIDUAL CHAPLAIN EVENTS ALSO PERFORMED BY RPs (2300)

CHAP-FLD-2300: Use a map overlay

Initial Training Setting: MOJT

Sustainment Interval: 12

Grade: Ensign, Lieutenant Junior Grade, Lieutenant

Condition: The chaplain or RP is provided with a map and a unit overlay.

Standard: Align the overlay with the map using the registration marks, then identify marginal, security and graphic information correctly per the reference.

Performance Steps:

1. Place overlay grid register marks over grid intersections on map.
2. Identify marginal information.
3. Identify security classification.
4. Identify graphic symbols.

Reference:

- STP 21-24, Soldier's Manual of Common Tasks, Skill Levels 2-4
-

CHAP-FLD-2301: Perform self-extraction from a mined area

Initial Training Setting: MOJT

Sustainment Interval: 12

Grade: Ensign, Lieutenant Junior Grade, Lieutenant

Condition: Given an area containing buried mines and trip wire-activated mines, a probing device, a trip wire feeler, personal protective equipment, marking material, and a vehicle.

Standard: Successfully extract self from a simulated minefield per the references.

Performance Steps:

1. Probe an area large enough to move in (about 1 meter in diameter).
2. Remove equipment.
3. Prepare equipment.
4. Probe for mines.
5. Mark mined area.
6. Report information on mined area to command.

References:

- STP 21-1, Soldier's Manual of Common Tasks, Skill Level 1
- FMFM 6-5, Marine Rifle Squad

CHAP-FLD-2302: Perform individual movement

Initial Training Setting: MOJT

Sustainment Interval: 12

Grade: Ensign, Lieutenant Junior Grade, Lieutenant

Condition: Provided with a route, 782-gear, and with exposure to aerial and ground flares.

Standard: Perform crawling, night walk, and creeping techniques per the references.

Performance Steps:

1. Perform the high crawl technique.
2. Perform the low crawl technique.
3. Perform the back crawl technique.
4. Perform the individual rush technique.
5. Perform the night crawl technique.
6. Perform the creeping technique.
7. Perform actions upon exposure to aerial flares.
8. Perform actions upon exposure to ground flares.

References:

- Marine Corps Common Skills Handbook, Book 1B
 - MCWP 3-11.3, Scouting and Patrolling
-

CHAP-FLD-2303: Navigate from one point on the ground to another point while mounted

Initial Training Setting: MOJT

Sustainment Interval: 12

Grade: Ensign, Lieutenant Junior Grade, Lieutenant

Condition: Provided with a standard 1:50,000-scale topographic map of the area, a coordinate scale, a protractor, and a compass, while mounted in a vehicle with cross-country capability and tasked to move from a known start point to one or more distant points.

Standard: Conduct mounted movement to the designated point(s) using terrain association and dead reckoning.

Performance Steps:

1. Determine the effects of terrain on the vehicle when conducting mounted land navigation.
2. Know the effects of weather on vehicle movement.
3. Understand terrain association and dead reckoning methods.
4. Combine and use RP methods.

Reference:

- STP 21-1, Soldier's Manual of Common Tasks, Skill Level 1
-

CHAP-FLD-2304: React to indirect fire

Initial Training Setting: MOJT

Sustainment Interval: 12

Grade: Ensign, Lieutenant Junior Grade, Lieutenant

Condition: Given simulated incoming indirect fire.

Standard: Identify warning signs of incoming indirect fire and react to it on foot and in a defensive position.

Performance Steps:

1. Identify the warning signs of incoming indirect fire.
2. React to incoming fire on foot.
3. React to incoming indirect fire in a defensive position.

References:

- Marine Corps Common Skills Handbook, Book 1B
 - FM 21-75, Combat Skills of the Soldier
 - FMFM 6-5, Marine Rifle Squad
-

CHAP-FLD-2305: React to direct fire

Initial Training Setting: MOJT

Sustainment Interval: 12

Grade: Ensign, Lieutenant Junior Grade, Lieutenant

Condition: Given full combat equipment and a tactical scenario involving incoming direct fire.

Standard: Drop to the ground and perform individual movement.

Performance Steps:

1. Drop to the ground.
2. Perform individual movement.

References:

- Marine Corps Common Skills Handbook, Book 1B
 - STP 21-1, Soldier's Manual of Common Tasks, Skill Level 1
-

CHAP-FLD-2306: React to antipersonnel devices

Initial Training Setting: MOJT

Sustainment Interval: 12

Grade: Ensign, Lieutenant Junior Grade, Lieutenant

Condition: Provided with full combat equipment and a tactical scenario involving antipersonnel devices.

Standard: Identify visual indicators of antipersonnel devices, react either on foot or by assuming a defensive position per task, then report the incident to the command.

Performance Steps:

1. Gather information on mines and booby traps associated with the area of operations.
2. Recognize the indicators of mines and booby traps during movement.
3. React as in task 2000-EXPD-0208 (react to indirect fire).
4. Report all suspected areas containing antipersonnel devices to the command.

References:

- Marine Corps Common Skills Handbook, Book 1B
 - STP 21-1, Soldier's Manual of Common Tasks, Skill Level 1
-

CHAP-FLD-2307: Utilize camouflage, cover, and concealment techniques

Initial Training Setting: MOJT

Sustainment Interval: 12

Grade: Ensign, Lieutenant Junior Grade, Lieutenant

Description: Conceal from enemy observation and secure cover from enemy fire. When terrain alone does not provide adequate cover and concealment, use natural and man-made materials to camouflage body, equipment, and position.

Condition: Assumes a tactical scenario requiring employment of camouflage, cover and concealment techniques.

Standard: Demonstrate per the reference.

Reference:

- FM 21-75, Combat Skills of the Soldier
-

CHAP-FLD-2309: Perform individual precautions while crossing a danger area

Initial Training Setting: MOJT

Sustainment Interval: 12

Grade: Ensign, Lieutenant Junior Grade, Lieutenant

Condition: Given a patrol order, 782 gear, and a requirement to accompany a squad-sized patrol.

Standard: Perform movement without compromising the patrol.

Performance Steps:

1. Check for enemy presence.
2. Perform individual actions at halts.
3. On order, occupy rally points.
4. Perform crossing techniques.

References:

- Marine Corps Common Skills Handbook, Book 1B
 - MCWP 3-11.3, Scouting and Patrolling
-

CHAP-FLD-2310: Pass through lines

Initial Training Setting: MOJT

Sustainment Interval: 12

Grade: Ensign, Lieutenant Junior Grade, Lieutenant

Condition: Given a patrol order, 782-gear, a route guide, and the requirement to accompany a squad-sized patrol.

Standard: Participate in meeting mission requirements by avoiding detonation of any early warning devices per the references.

Performance Steps:

1. Maintain noise and light discipline.
2. Perform individual movement as a member of the patrol.
3. Travel through gaps or lanes in obstacle plan as directed by patrol leader.

References:

- Marine Corps Common Skills Handbook, Book 1B
 - MCWP 3-11.3, Scouting and Patrolling
-

CHAP-FLD-2312: Perform land navigation using a AN/PSN-11 Portable Lightweight Global Positioning System Receiver (PLGR)

Initial Training Setting: MOJT

Sustainment Interval: 12

Grade: Ensign, Lieutenant Junior Grade, Lieutenant

Description: Use a map to plot starting location, three intermediate waypoints and an ending location and the PLGR to navigate to three intermediate waypoints, arriving at the final intended destination.

Condition: Given a map, AN/PSN-11 PLGR, and a destination.

Standard: Arrive at the final intended destination.

Performance Steps:

1. Set up PLGR.
2. Obtain position, time, and tracking information.
3. Initialize PLGR.
4. Enable crypto-variable operations.
5. Enter a waypoint.
6. Mark waypoints.
7. Navigate using PLGR.

References:

- TM 11-5825-291-13, AN/PSN-11 (PLGR)
-

CHAP-FLD-2313: Operate night vision goggles (NVGs)

Initial Training Setting: MOJT

Sustainment Interval: 12

Grade: Ensign, Lieutenant Junior Grade, Lieutenant

Condition: Given AN/PVS-5 NVGs and an area to observe during darkness.

Standard: Correctly perform NVG preventive maintenance procedures, place the NVG into operation, and achieve the proper focus within a 5-minute period.

Performance Steps:

1. Conduct pre-operational check.
2. Place NVGs into operation.
3. Adjust focus.
4. When complete, conduct post-operational check.

Reference:

- TM 11-5855-238-10, Operators Manual, Night Vision Goggles, AN/PVS-5
-

CHAP-FLD-2315: Communicate using a field telephone

Initial Training Setting: MOJT

Sustainment Interval: 12

Grade: Ensign, Lieutenant Junior Grade, Lieutenant

Condition: Given a TA-312 or TA-1 field telephone, batteries, wire, and a technical manual.

Standard: Transmit and receive a message per the reference.

Performance Steps:

1. Install batteries as appropriate.

2. Connect communications wire to the field telephone.
3. Ring destination.
4. Perform a communications check.
5. Communicate a message.
6. Perform operator level maintenance.

Reference:

- Marine Corps Common Skills Handbook, Book 1B
-

CHAP-FLD-2316: Explain basic techniques for survival in jungle, cold weather, desert, and ocean environments

Initial Training Setting: MOJT

Sustainment Interval: 12

Grade: Ensign, Lieutenant Junior Grade, Lieutenant

Condition: Given 782-gear, a survival kit, and a poncho.

Standard: Per the reference, explain basic techniques for survival as described in the performance steps.

Performance Steps:

1. Describe three types of shelters that can be constructed utilizing a poncho.
2. Describe two methods of obtaining potable water in each of the following environments: frigid areas, at sea, beach, and desert.
3. Describe two techniques for lighting a fire using modern methods, and two techniques for lighting a fire using primitive methods.
4. Describe five measures for conserving your water supply in a desert environment.
5. Describe three travel trips for movement through a jungle.
6. Describe two techniques of water and food procurement in a jungle environment.
7. Describe the four principles of cold weather survival (C.O.L.D.).
8. Describe the four principles for obtaining or conserving water in ocean environments.
9. Describe the two methods of field expedient direction finding.
10. Describe three techniques for signaling.

Reference:

- MCRP 3-02F, Survival
-

CHAP-FLD-2318: Perform basic first aid

Initial Training Setting: MOJT

Sustainment Interval: 12

Grade: Ensign, Lieutenant Junior Grade, Lieutenant

Condition: Given a combat casualty, a first aid kit, and appropriate materials.

Standard: Perform basic first aid per the references.

Performance Steps:

1. Perform the four basic life saving steps.
2. Perform treatment for burns.
3. Apply a pressure dressing.
4. Apply a splint to a fracture.
5. Apply a tourniquet.
6. Treat an insect or animal bite.
7. Evacuate a casualty.
8. Treat a climatic injury.

References:

- Marine Corps Common Skills Handbook, Book 1B
 - MCRP 3-02G, First Aid
-

CHAP-EXPD-2320: Embark/Debark from an AAV or landing craft

Initial Training Setting: MOJT

Sustainment Interval: 12

Grade: Ensign, Lieutenant Junior Grade, Lieutenant

Description: Embark the landing craft or AAV on order from the boat team commander. Upon arrival in the beach landing zone (landing craft) or disembark point (AAV), disembark on order from boat team commander. Individual equipment must have been prepared for quick jettison in the event that the landing craft or AAV sinks.

Condition: Given a requirement to embark and disembark from a landing craft or amphibious assault vehicle (AAV) under the supervision of a boat team commander and an assistant boat team commander, assigned to a boat team, and staged at the designated assembly area.

Standard: Successfully embark/disembark per the reference.

Performance Steps:

1. Prepare individual equipment per the reference.
2. Don life jacket.
3. Embark/Debark on order.

Reference:

- FMFM 6-5, Marine Rifle Squad
-

CHAP-EXPD-2323: Participate in underwater egress training (helicopter)

Initial Training Setting: MOJT

Sustainment Interval: 12

Grade: Ensign, Lieutenant Junior Grade, Lieutenant

Condition: Assumes qualification as a Navy 2nd class or Marine Corps WSQ3 swimmer.

Standard: Successfully egress from a submerged helicopter trainer.

Prerequisite:

CHAP-PT-1159

References:

- OPNAVINST 3710.7S, Naval Air Training and Operating Procedures Standardization (NATOPS) Manual (Ch. 8: Aviation Survival)
 - MCO 1730.6, Command Religious Programs in the Marine Corps
-

CHAP-EXPD-2324: Operate a M-998 series HMMWV

Initial Training Setting: MOJT

Sustainment Interval: 12

Grade: Ensign, Lieutenant Junior Grade, Lieutenant

Description: Identify all instruments, controls, indicators, and equipment associated with the M-998 series HMMWV. Conduct preventative maintenance checks before, during and after vehicle operation. Operate the M998 HMMWV; start vehicle, read gauges, use high range, upshift and downshift the transmission selector lever through all gear ranges, manipulate the controls, use correct braking procedures, perform basic driving maneuvers to include backing the HMMWV during day and night conditions.

Condition: Provided with a M-998 series HMMWV, a suitable training area, all required maintenance items and technical references.

Standard: Operate the M998 HMMWV without accident or injury following the performance steps and per the references.

Performance Steps:

1. Conduct pre-operational preventive maintenance per the reference.
2. Operate the M-998 series HMMWV, conducting operational preventative maintenance checks as required.
3. Conduct post-operational preventative maintenance per the reference.

References:

- TM 9-2320-280-10, Operator's Manual for Truck, Utility, 1 1/4 Ton, M998
 - FM 21-305, Manual for the Wheeled Vehicle Driver
-

CHAP-NBC-2329: Perform basic functions while in MOPP 4

Initial Training Setting: MOJT

Sustainment Interval: 12

Grade: Ensign, Lieutenant Junior Grade, Lieutenant

Description: Per the reference, decontaminate the male end of the drinking tube and drink from the canteen using the drinking tube apparatus and describe procedures necessary in performing bodily functions, particularly decontamination of exposed areas of the body and clothing, and to sleep safely while in MOPP 4.

Condition: Given a M40 series field protective mask, canteen with NBC cap, a M258A1 decontamination kit, and MOPP-4 conditions.

Standard: Safely drink from canteen using the drinking tube apparatus and describe procedures for performing while in MOPP-4 per the reference.

Performance Steps:

1. Drink water.
2. Urinate and defecate as necessary.
3. Change filter canister on order.
4. Sleep in a contaminated chemical environment as required.

References:

- Marine Corps Common Skills Handbook, Book 1B
-

CHAP-NBC-2331: Identify NATO NBC Markers

Initial Training Setting: MOJT

Sustainment Interval: 12

Grade: Ensign, Lieutenant Junior Grade, Lieutenant

Condition: Provided with a standard NBC marking kit and sufficient data to properly complete a contamination marker, and a scenario.

Standard: State shape, colors, and purpose of the standard NBC contamination markers provided. Based on the scenario, select the appropriate marker and record necessary information on the front side of the marker.

Performance Steps:

1. Identify the sign for chemical materials.
2. Identify the sign for biological materials.
3. Identify the sign for radiological materials.
4. Identify the sign for chemical minefield materials.

References:

- Marine Corps Common Skills Handbook, Book 1B
-

CHAP-NBC-2332: React to a nuclear attack

Initial Training Setting: MOJT

Sustainment Interval: 12

Grade: Ensign, Lieutenant Junior Grade, Lieutenant

Condition: Provided with a nuclear attack scenario, with or without warning, and instructed to take immediate action.

Standard: Simulate self-protection from the effects of a nuclear blast, explaining all procedures that cannot be simulated.

Performance Steps:

1. Take immediate action for a nuclear attack without warning.
2. Take immediate action for a nuclear attack with a 2-minute warning.

References:

- Marine Corps Common Skills Handbook, Book 1B
 - FMFM 11-9, NBC Protection
-

CHAP-NBC-2333: React to a chemical or biological attack

Initial Training Setting: MOJT

Sustainment Interval: 12

Grade: Ensign, Lieutenant Junior Grade, Lieutenant

Condition: Provided a simulated chemical or biological attack, MOPP gear, poncho, and a NBC alarm or order.

Standard: Recognize and react to the attack, using the M40 field protective mask and take additional protection measures, per the performance steps and references.

Performance Steps:

1. React to gas attack in 15 seconds or less.
2. React to a spray attack in 20 seconds or less.

References:

- Marine Corps Common Skills Handbook, Book 1B
 - FMFM 11-9, NBC Protection
-

CHAP-MIN-2334: Prepare a Ministry Report

Initial Training Setting: MOJT

Sustainment Interval: 12

Grade: Ensign, Lieutenant Junior Grade, Lieutenant

Description: Prepare and submit a semi-annual report to Headquarter, Marine Corps (REL) via the chain of command, with a courtesy copy routed through the Chaplain Corps coordination chain. Submit reports in October and March.

Condition: Given a requirement.

Standard: Per the reference.

Performance Steps:

1. Compile statistical data on the number and type of worship services, lay services, religious education classes, number and type of training sessions delivered, training received, number of workspace visitations, and number and type of counseling sessions performed during the reporting period.
2. Prepare report.
3. Submit report through the chain of command to Headquarters, Marine Corps (REL) with an information copy routed through the Chaplain Corps coordination chain.

References:

- MCO 1730.6, Command Religious Programs in the Marine Corps
-

CHAP-CARE-2335: Discuss pastoral care in an expeditionary setting

Initial Training Setting: MOJT

Sustainment Interval: 12

Grade: Ensign, Lieutenant Junior Grade, Lieutenant

Condition: Given the requirement.

Standard: Discuss the delivery of pastoral care in an expeditionary setting as indicated in the performance steps.

Performance Steps:

1. Explain how to schedule pastoral visitation by utilizing the unit's Training, Exercise, and Employment Plan (TEEP).
2. Discuss the procedures for emergency notifications in an expeditionary environment.
3. Discuss planning for and employment of return and reunion programs.

References:

- MCRP 6-12A, Religious Ministry Team Handbook
 - MCO 1730.6, Command Religious Programs in the Marine Corps.
 - OPNAVINST 1730.1D, Religious Ministry in the Navy
-

CHAP-CARE-2336: Discuss pastoral care in offensive combat operations

Initial Training Setting: MOJT

Sustainment Interval: 12

Grade: Ensign, Lieutenant Junior Grade, Lieutenant

Condition: Given the requirement.

Standard: Per the performance steps and references.

Performance Steps:

1. Accurately state priority of ministry in offensive combat operations.
2. Clearly explain the relative advantages and disadvantages of the forward thrust concept (RMT pushes forward from BAS to Company command posts in order to provide pastoral care and ministry before and after combat).
3. Discuss options for location of an RMT during offensive combat operations and the relative advantages and disadvantages of each option.

References:

- MCRP 6-12A, Religious Ministry Team Handbook
 - FM 1-05, Religious Support
 - Joint Pub 1-05, Religious Ministry Support for Joint Operations
-

CHAP-CARE-2337: Explain pastoral care in defensive operations

Initial Training Setting: MOJT

Sustainment Interval: 12

Grade: Ensign, Lieutenant Junior Grade, Lieutenant

Condition: Given the requirement.

Standard: Per the performance steps and references.

Performance Steps:

1. Accurately discuss priority of ministry in defensive combat operations.
2. Clearly explain options for location of an RMT during defensive combat operations and the relative advantages and disadvantages of each option.

References:

- MCRP 6-12A, Religious Ministry Team Handbook
 - FM 1-05, Religious Support
 - Joint Pub 1-05, Religious Ministry Support for Joint Operations
-

CHAP-CARE-2338: Explain pastoral care during humanitarian operations

Initial Training Setting: MOJT

Sustainment Interval: 12

Grade: Ensign, Lieutenant Junior Grade, Lieutenant

Condition: Given an assignment to a deployable RMT engaged in foreign humanitarian assistance operations.

Standard: Discuss pastoral care in foreign humanitarian assistance operations and its related limitations per the reference.

Performance Steps:

1. Discuss ministry priorities during foreign humanitarian assistance operations.
2. Discuss coordination requirements for conducting Critical Incident Stress Debriefs during foreign humanitarian assistance operations.
3. Discuss delivery of religious rites during mass burials.
4. Discuss coordination requirements for liaison with religious non-governmental and private voluntary organizations during foreign humanitarian assistance operations.
5. Discuss coordination requirements that must be obtained prior to providing pastoral care refugees and displaced persons.

References:

- Joint Pub 3-07.6, Joint Tactics, Techniques and Procedures for Foreign Humanitarian Assistance
-

CHAP-CARE-2339: Explain pastoral care during Non-Combatant Evacuation Operations (NEO)

Initial Training Setting: MOJT

Sustainment Interval: 12

Grade: Ensign, Lieutenant Junior Grade, Lieutenant

Condition: Given assignment to a unit that is engaged in NEO.

Standard: Discuss provision of pastoral care during NEO.

Performance Steps:

1. Discuss the role and responsibilities of the RMT within the Forward Command Element (FCE).
2. Discuss pastoral care opportunities at the Evacuee Control Center.
3. Discuss religious ministry considerations related to NEO.
4. Explain religious support coordination requirements during NEO.

References:

- Joint Pub 3-07.5, Joint Tactics, Techniques and Procedures for Non-Combatant Evacuation Operations
-

CHAP-CARE-2340: Explain limitations and support requirements for pastoral care to Enemy Prisoners of War, (EPW) civilian detainees, and detained personnel

Initial Training Setting: MOJT

Sustainment Interval: 12

Grade: Ensign, Lieutenant Junior Grade, Lieutenant

Condition: Given a requirement to provide pastoral care to EPWs, detainees, and displaced persons.

Standard: Explain why the decision to provide pastoral care to EPWs and detainees lies ultimately with the commander. He or she must also explain how the Law of War and the Geneva Conventions impact the provision of pastoral care to EPWs and detainees.

References:

- MCRP 6-12A, Religious Ministry Team Handbook
 - MCRP 5-12.1A, The Law of Land Warfare
 - Geneva Convention relative to the Treatment of Prisoners of War (21 October 1950)
 - Geneva Convention relative to the Protection of Civilian Persons in Time of War (21 October 1950)
-

CHAP-CARE-2341: Explain the religious ministry procedures for temporary interment

Initial Training Setting: MOJT

Sustainment Interval: 12

Grade: Ensign, Lieutenant Junior Grade, Lieutenant

Condition: Given assignment to a deployed RMT and a requirement to conduct temporary internments.

Standard: Ensure a dignified burial in accordance with the faith of the deceased, the commander's requirements and as appropriate, local procedures.

References:

- MCRP 6-12A, Religious Ministry Team Handbook
 - Joint Pub 4-06, Joint Tactics, Techniques and Procedures for Mortuary
 - Affairs in Joint Operations
 - MCWP 4-11.8, Services in an Expeditionary Environment
 - NAVPERS 15555, Navy Military Funerals
-

CHAP-INFO-2342: Wear authorized Marine Corps uniforms

Initial Training Setting: MOJT

Sustainment Interval: 12

Grade: Ensign, Lieutenant Junior Grade, Lieutenant

Condition: The chaplain or RP has voluntarily elected to abide by Marine Corps uniform and grooming standards upon check-in to the unit.

Standard: Properly wear the Marine Corps Combat Utility, Service "A", Service "B", or Service "C" uniform as appropriate in accordance with the references.

References:

- Marine Corps Common Skills Handbook, Book 1A
 - MCO P1020.34, Marine Corps Uniform Regulations
-

CHAP-INFO-2343: Explain the Marine Corps mission

Initial Training Setting: MOJT

Sustainment Interval: 12

Grade: Ensign, Lieutenant Junior Grade, Lieutenant

Condition: Without the aid of references.

Standard: Recall the document that identifies the official mission of the Marine Corps, listing the seven elements of that mission.

Performance Steps:

1. State how the official mission is established.
2. State the seven elements of the Marine Corps mission.

References:

- Marine Corps Common Skills Handbook, Book 1A
 - Marine Corps Manual
-

CHAP-INFO-2344: Identify the locations of Marine Divisions, Air Wings, and Force Service Support Groups

Initial Training Setting: MOJT

Sustainment Interval: 12

Grade: Ensign, Lieutenant Junior Grade, Lieutenant

Condition: Without the aid of references.

Standard: Locate the four Marine Corps divisions, aircraft wings, and FSSGs.

Performance Steps:

1. State the location of the four Marine Divisions.
2. State the location of the four Marine Air Wings.
3. State the location of the four Marine FSSGs.

References:

- Marine Corps Common Skills Handbook, Book 1A
-

CHAP-INFO-2345: Describe Marine Air-Ground Task Force (MAGTF) Organizations

Initial Training Setting: MOJT

Sustainment Interval: 12

Grade: Ensign, Lieutenant Junior Grade, Lieutenant

Condition: Without the aid of references.

Standard: Describe the three types of MAGTFs and the four organizational elements of each. The explanation must include elements of a Marine Expeditionary Force (MEF), a Marine Expeditionary Brigade (MEB), a Marine Expeditionary Unit (MEU), and a Special Purpose MAGTF (SPMAGTF).

Performance Steps:

1. Describe the MAGTF organizational structure.
2. Describe a SPMAGTF.
3. Describe a MEU and its four elements.
4. Describe a MEB and its four elements.
5. Describe a MEF and its four elements.

References:

- Marine Corps Common Skills Handbook, Book 1A
 - MCO 3120.8, Policy for the Organization of the Fleet Marine Forces for Combat
-

CHAP-INFO-2349: Explain the customs of the Marine Corps

Initial Training Setting: MOJT

Sustainment Interval: 12

Grade: Ensign, Lieutenant Junior Grade, Lieutenant

Condition: Without the aid of references.

Standard: Explain certain customs of the Marine Corps, namely those pertaining to the Marine Corps birthday celebration and the proper way to report to a superior officer while indoors, outdoors, and when reporting to a new command.

Performance Steps:

1. State the customs associated with the celebration of the Marine Corps birthday.
2. Report to a superior officer.

References:

- Marine Corps Common Skills Handbook, Book 1A
 - Marine Corps Manual
-

CHAP-INFO-2350: Explain common terms, sayings, and quotations in the Marine Corps

Initial Training Setting: MOJT

Sustainment Interval: 12

Grade: Ensign, Lieutenant Junior Grade, Lieutenant

Condition: Without the aid of the reference.

Standard: Explain in plain language certain sayings and quotations, and define words commonly spoken in the Marine Corps.

Performance Steps:

1. Explain the origin of the term "First to Fight".
2. Explain the origin of the term "Leathernecks".
3. Explain the origin of the term "Devil Dogs".
4. Explain the origin of the term "Esprit de Corps".
5. Explain the origin of the term "Uncommon valor was a common virtue".
6. Explain the origin of the term "Semper Fidelis".
7. Explain traditional Marine Corps terminology per the reference.

References:

- Marine Corps Common Skills Handbook, Book 1A
-

CHAP-INFO-2351: Identify the historical significance of Marine Corps uniform items

Initial Training Setting: MOJT

Sustainment Interval: 12

Grade: Ensign, Lieutenant Junior Grade, Lieutenant

Condition: Without the aid of references.

Standard: Explain the historical significance of selected Marine Corps uniform items.

Performance Steps:

1. State the significance of the Marine Corps emblem.
2. State the significance of the scarlet trouser stripe.
3. State the significance of the quatrefoil.
4. State the significance of the officer's sword.
5. State the significance of the non-commissioner officer's sword.
6. State the significance of the French Fourragere.

References:

- Marine Corps Common Skills Handbook, Book 1A
 - MCO P1020.34, Marine Corps Uniform Regulations
-

CHAP-MGMT-2352: Identify elements of a Table of Organization and Equipment (TO&E)

Initial Training Setting: MOJT

Sustainment Interval: 12

Grade: Ensign, Lieutenant Junior Grade, Lieutenant

Condition: Given a unit TO&E statement.

Standard: Identify elements cited in the performance steps.

Performance Steps:

1. Identify unit's T/O mission statement.
2. Identify RMT billets and billet codes.
3. Identify authorized weapons.
4. Identify authorized equipment.

References:

- MCO 5311.1, Total Force Structure Process
-

CHAP-MGMT-2353: Identify logistical support requirements for RMTs

Initial Training Setting: MOJT

Sustainment Interval: 12

Grade: Ensign, Lieutenant Junior Grade, Lieutenant

Condition: Assumes the need to adequately support an RMT.

Standard: Per the performance steps and the reference.

Performance Steps:

1. Identify general budget requirements.
2. Identify travel fund requirements.
3. Identify office space requirements.
4. Identify office equipment requirements, including computer and telephone.
5. Identify ecclesiastical equipment authorizations per unit Table of Equipment (T/E).
6. Identify transportation requirements.
7. Identify religious consumable stock item requirements for mount-out boxes.

Reference:

- MCO 1730.6, Command Religious Programs in the Marine Corps

5090. CHAPLAIN REGIMENTAL INDIVIDUAL EVENTS ALSO PERFORMED BY RPs (2600)

CHAP-EXPD-2600: Prepare an operations overlay

Initial Training Setting: MOJT

Sustainment Interval: 12

Grade: Lieutenant Commander, Commander

Description: Prepare an operations overlay.

Condition: Given assignment to a supervisory or coordinating RMT, a complete copy of the operation order (OPORD), commander's or S-3's guidance, required materials, and references.

Standard: Within the specified time, identify the overlay by map reference data, effective date, and purpose. The overlay shall include classification markings and downgrading instructions, and applicable distribution instructions and authentication, if distributed separately. The overlay will be prepared per the references with boundaries and unit locations plotted to within 50 meters.

Performance Steps:

1. Place registering marks on overlay.
2. Record friendly information using standard military symbols.
3. Record enemy information using standard military symbols.
4. Record future locations or coordinating detail.
5. Record highest unit sharing boundaries.
6. Record axis of advance arrow from the line of departure to the objective.
7. Label the route of march with a code name or unit designation.
8. Label the Main Supply Route (MSR) and its assigned code name.
9. Ensured that the center of a unit symbol corresponds to the coordinates of the unit.

References:

- STP 21-24, Soldier's Manual of Common Tasks, Skill Levels 2-4
 - FM 101-5-1, Operational Terms and Graphics
 - FM 101-5, Staff Organization and Operations
-

CHAP-MIN-2601: Coordinate field and garrison worship areas

Initial Training Setting: MOJT

Sustainment Interval: 12

Grade: Lieutenant Commander, Commander

Condition: Given assignment to a supervisory billet and the requirement to coordinate scheduling of field and garrison worship service sites among several subordinate and/or parallel RMTs.

Standard: Produce a deconflicted schedule of worship services that includes the time, location, the chaplain providing the worship service, the RP(s) providing support, and unit point-of-contact, if applicable.

References:

- MCRP 6-12A, Religious Ministry Team Handbook
 - FM 1-05, Religious Support
-

CHAP-MIN-2602: Write a Fragmentary Order (FRAGO)

Initial Training Setting: MOJT

Sustainment Interval: 12

Grade: Lieutenant Commander, Commander

Condition: Given assignment to a supervisory or coordinating RMT and a requirement to write a FRAGO and a template.

Standard: Per the performance steps and references.

Performance Steps:

1. Draft the FRAGO per the template contained in the references.
2. Ensure that all parties affected are designated as action or information addressees.
3. Submit draft FRAGO to Battle Major (or Battle Captain) for release by G-3.

References:

- FM 101-5, Staff Organization and Operations
 - STP 21-24, Soldier's Manual of Common Tasks, Skill Levels 2-4
-

CHAP-TRNG-2603: Conduct individual training

Initial Training Setting: MOJT

Sustainment Interval: 12

Grade: Lieutenant Commander, Commander

Description: Explain the five methods for conducting individual training, identifying the 6 principles of learning comprehension as well as 4 methods for presenting information.

Condition: Given a requirement to provide training and necessary training resources.

Standard: Conduct individual training per the reference.

Performance Steps:

1. Explain the methods for conducting individual training.
2. Explain the 6 principles of learning comprehension.

3. Explain the 4 methods for presenting information.

Reference:

- MCRP 3-0B, How to Conduct Training
-

CHAP-TRNG-2604: Conduct collective training

Initial Training Setting: MOJT

Sustainment Interval: 12

Grade: Lieutenant Commander, Commander

Description: Conduct collective battle drill training event for subordinate RMTs utilizing the six steps of battle drill progression (set-up, talk-through, walk-through, run-through, evaluate performance, drills during exercises) and conduct training of subordinate unit RMTs utilizing the three steps of practical application (initial training, proficiency training, and sustainment).

Condition: Given a requirement to provide training and necessary training resources.

Standard: Conduct unit training per the references.

Performance Steps:

1. Conduct a battle drill utilizing the six steps of battle drill progression (set-up, talk-through, walk-through, run-through, evaluate performance, drills during exercises).
2. Conduct collective training utilizing the three steps of practical application (initial training, proficiency training, and sustainment training).

References:

- MCRP 3-0B, How to Conduct Training
 - MCRP 3-0A, Unit Training Management
-

CHAP-MGMT-2605: Request reserve chaplains and RPs

Initial Training Setting: MOJT

Sustainment Interval: 12

Grade: Lieutenant Commander, Commander

Description: Utilize formal or informal means to forward the requirement to the division/wing/FSSG Operational Support Officer (formerly known as the Reserve Liaison Coordinator) via the chain of command. The chaplain or RP will also simultaneously inform the appropriate RMTs in the Chaplain Corps coordination chain.

Condition: Given assignment to a supervisory or coordinating RMT and a requirement from a subordinate unit RMT for reserve augmentation.

Standard: Per local command policy.

CHAP-MGMT-2606: Identify elements of a Navy Activity Manning Document (AMD)

Initial Training Setting: MOJT

Sustainment Interval: 12

Grade: Lieutenant Commander, Commander

Condition: Provided with an AMD.

Standard: Identify the key elements of the AMD specified in the performance steps.

Performance Steps:

1. Identify the Unit Identification Code (UIC) of a billet.
2. Identify the geographical location of a billet.
3. Identify the activity name of a billet.
4. Identify the Billet Sequence Code (BSC) and explain its significance.
5. Identify the Billet Title.
6. Identify the Table of Organization (T/O) line number of a billet.
7. Identify the Manpower Resource Code (MRC) of a billet.
8. Identify the Manpower Type of a billet.
9. Identify basic billet data (designators, NECs, etc.).

References:

- MCO 5311.1, Total Force Structure Process
 - OPNAVINST 1000.16J, Manual of Navy Total Force Manpower Process and Procedures
-

5100. CHAPLAIN DIVISION LEVEL INDIVIDUAL EVENTS ALSO PERFORMED BY RPs (2900)

CHAP-MIN-2900: Develop a Religious Ministry Support Plan

Initial Training Setting: MOJT

Sustainment Interval: 12

Grade: Captain

Description: The Religious Ministry Support Plan is similar in form and function to a Religious Ministry Plan, but the scope is broader in order to encompass religious support to a joint or combined exercise/operation. It expands upon Appendix 6 to Annex E of a unit operations order (OPORD) by including Tabs on inter-service and host nation religious support as well as commander-staff chaplain reporting relationships.

Condition: Given assignment to a coordinating RMT, and, at a minimum, provided with the following inputs derived from the Marine Corps Planning Process: Chief of Staff or Executive Officer's directive for orders development, initial task organization, mission statement, commander's intent, concept of operations (CONOPS), and specified and implied tasks. The chaplain is also provided with religious ministry doctrinal publications.

Standard: Prepare an Appendix 6 to Annex E with appropriate Tabs for the command's operations order per the references.

Performance Steps:

1. Review MCWP 5-1, Marine Corps Planning Process and religious ministry doctrine publications.
2. Upon receipt of a warning order from higher headquarters, participate in the Marine Corps Planning Process.

References:

- MCRP 6-12A, Religious Ministry Team Handbook
 - MCWP 5-1, Marine Corps Planning Process
 - FM 101-5, Staff Organization and Operations
 - FM 101-5-1, Operational Terms and Graphics
-

CHAP-MGMT-2901: Reconcile Table of Organization & Equipment (TO&E) with Navy Activity Manning Document (AMD)

Initial Training Setting: MOJT

Sustainment Interval: 12

Grade: Captain

Condition: Given assignment to a supervisory or coordinating RMT. The chaplain or RP is provided with a Marine Corps TO&E and a Navy AMD and a requirement to reconcile the two.

Standard: Demonstrate the ability to extract billet information from the unit T/O statement and identify how it corresponds to the AMD. This includes matching AMD Billet Sequence Codes (BSCs) of subordinate unit RMT personnel with those actually serving in the units.

References:

- MCO 5311.1, Total Force Structure Process
 - OPNAVINST 1000.16J, Manual of Navy Total Force Manpower Process and Procedures
-

CHAP-MGMT-2902: Conduct inspections

Initial Training Setting: MOJT

Sustainment Interval: 12

Grade: Chief, Senior Chief, Master Chief

Condition: Given assignment to a supervisory or coordinating RMT, and provided with a requirement to conduct an inspection and an inspection guide.

Standard: Conduct an inspection of a subordinate unit RMT per the references.

References:

- MCRP 6-12A, Religious Ministry Team Handbook
 - MCO 5040.6, Marine Corps Inspections
-

CHAP-MGMT-2903: Conduct a performance evaluation to assess the readiness of a subordinate unit RMT

Initial Training Setting: MOJT

Sustainment Interval: 12

Grade: Captain

Condition: Given assignment to a supervisory or coordinating RMT, provided with a requirement to conduct a performance evaluation of a subordinate unit RMT and a readiness assessment checklist derived from the RMT Training and Readiness Manual.

Standard: Utilize the training standards in the RMT Training and Readiness Manual to conduct the readiness assessment. The chaplain or RP must be able to explain the difference between testing versus evaluation and provide feedback to the RMT being evaluated.

Performance Steps:

1. Derive a performance evaluation checklist from the RMT Training and Readiness Manual.
2. Conduct performance evaluation of the subordinate unit RMT using the checklist.
3. Provide coaching to the RMT being evaluated as appropriate.
4. Debrief the RMT being evaluated as well as the Commanding Officer of

the RMT's parent command.
5. Provide formal after action review.

References:

- MCRP 3-0A, Unit Training Management
 - MCO 5040.6, Marine Corps Inspections
-

CHAP-MGMT-2904: Determine religious ministry support (RMS) manpower requirements in combat operations

Initial Training Setting: MOJT

Sustainment Interval: 12

Grade: Captain

Condition: Given assignment to a coordinating RMT, a unit Table of Organization (T/O) statement and an Activity Manning Document (AMD).

Standard: In consultation with subordinate unit commanders and RMT members, the chaplain or RP must utilize the T/O and AMD to determine manpower requirements.

References:

- MCO 5311.1, Total Force Structure Process
 - OPNAVINST 1000.16J, Manual of Navy Total Force Manpower Process and Procedures
-