

Recovery

Program Performance Report

May 2010

May 2010 Recovery – Program Performance Report

The Recovery Act period is from Feb. 17, 2009 to Sept. 30, 2010

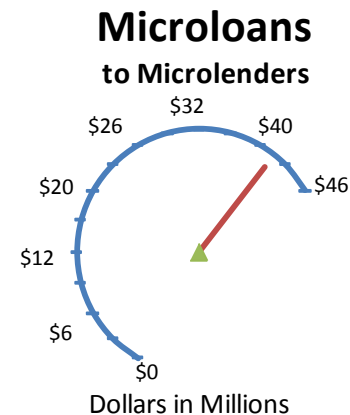
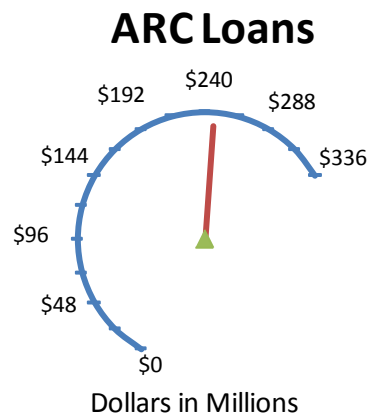
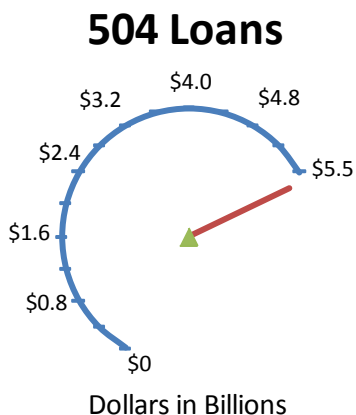
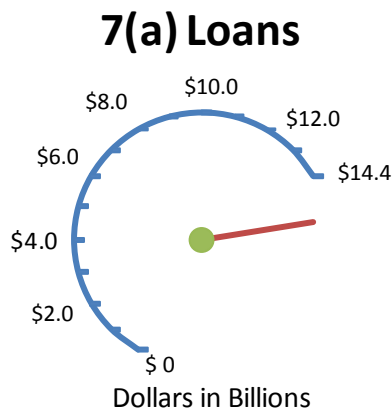
Recovery loans include loans funded by the Recovery Act and subsequent extensions

Program	Metric	Program Target	Actual as of May 31, 2010
7(a)	Recovery Loans Approved, (\$) ¹	\$14,400,000,000	\$15,838,836,235
	Jobs Created/ Retained, Estimated ²	509,250	592,928
504	Recovery Loans Approved, (\$) ¹	\$5,500,000,000	\$5,614,730,000
	Jobs Created/ Retained, Estimated ²	109,250	104,084
ARC	Loans Approved (\$)	\$335,000,000	\$247,901,810
	Jobs Created/ Retained, Estimated	55,500	57,187
Microloans	Loans Approved by Microlenders (\$)	\$32,300,000	\$2,684,438
	Jobs Created/Retained, Estimated ²	9,800	532
Surety Bonds	Bid Bonds Issued Over \$2M, \$	\$114,000,000	\$354,019,000
	Final Bonds Issued Over \$2M, \$	\$33,000,000	\$96,073,000
	Jobs Created/ Retained, Estimated ⁴	220	460

Footnotes :

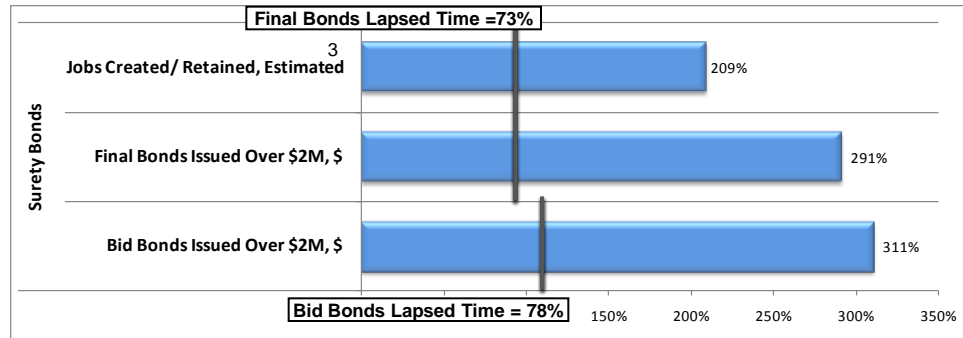
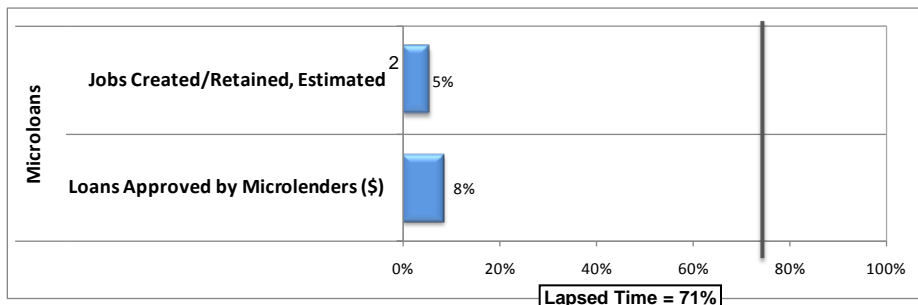
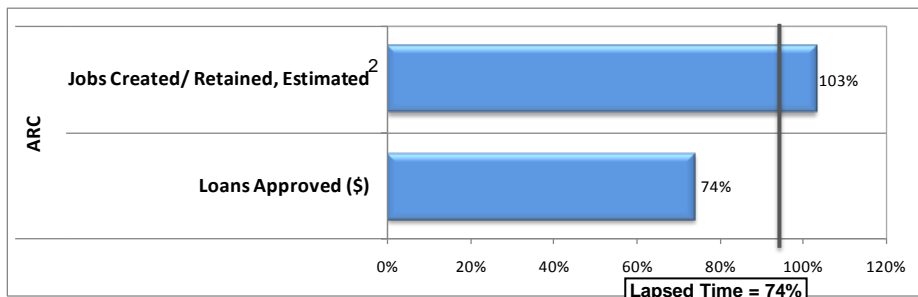
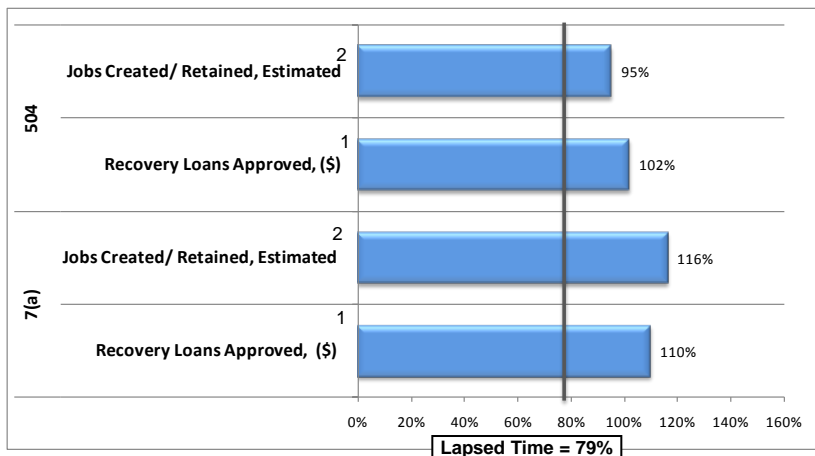
- 1 This is the total gross loan value approved. Typically, due to cancellations and loan size reductions, 15 – 20% of gross approvals are not disbursed. Funding associated with cancelled loans is made available to approve new loans.
- 2 Data is self-reported by the borrower and appears in the SBA loan application form.
- Microlenders have two years from date of their loan approval to make loans to Microborrowers.
- 1 Data is calculated using historical ratios. The surety bond application form is being revised to collect this information from the applicant.

Program-to-Date Recovery Loans Approved out of Total Recovery Loan Approvals Available*



*Recovery funding will support approximately \$14.4 billion in 7(a) loans, \$5.5 billion in 504 loans, \$335 million in ARC loans, and \$46 million in loans to Microlenders.

Percent* of Recovery Program Targets Achieved as of May 31, 2010



* The government-wide Recovery Act period is from February 17, 2009 to September 30, 2010. However, certain programs were not available until a later date. Thus, the lapsed time refers to the period between the program start date and the end of the Recovery Act period. The program start dates are:

- 7(a) & 504: February 17th, 2009
- Surety Bid Bonds: March 27th, 2009
- Surety Final Bonds: June 27th, 2009
 - Companies use bid bonds when they bid on contracts and use final bonds for contracts awarded. As a result, issuance of Final bonds lag Bid bonds.
- ARC : June 15th, 2009
- Microloans: July 31st, 2009

Footnotes :

- 1 This is the total gross loan value approved. Typically, due to cancellations and loan size reductions, 15 – 20% of gross approval value does not get disbursed.
- 2 Data is self-reported by the borrower and appears in the SBA loan application form.
- 3 Data is calculated using historical ratios. The surety bond application form is being revised to collect this information from the applicant.