

CHANGING THE FACE OF MEDICINE
CELEBRATING AMERICA'S WOMEN PHYSICIANS

A TRAVELING EXHIBIT TO AMERICA'S LIBRARIES

Exhibition and Computer Kiosk Unpacking, Set Up and Packing Manual*

**For Kiosk computer operation, see separate Computer Kiosks Mini-Manual*

CHANGING THE FACE OF MEDICINE

CELEBRATING AMERICA'S WOMEN PHYSICIANS

2	Introduction / Contact Information
3-4	Panel Display System Packing List
5-9	Panel Display System Set Up
10	Kiosk Packing List
11	Kiosk Set Up
12-15	Floorplan Options
16-17	Panel Display System Take Down and Packing
18	Kiosk Take Down and Packing
19-20	Replacing Panels
21-26	Codes for Replacing Panels

INTRODUCTION

This exhibit consists of six (6) panel display system units with header frames and two (2) computer kiosks. The exhibit is divided into six (6) sections. Each section is presented on one panel system (including headers).

- Section 1: *Introduction, Making a Difference, Kiosk A*
- Section 2: *Fighting For Rights, Confronting Prejudice, Making a Difference*
- Section 3: *Achieving Breakthroughs, Making a Difference*
- Section 4: *Leading Change, Inspiring Others, Making a Difference*
- Section 5: *Transforming the Profession, Local Legends, Making a Difference, Kiosk B*
- Section 6: *Building the Future, Exhibition Credits*

The exhibit is shipped in eight (8) cases total, consisting of: six (6) panel display system cases and two (2) computer kiosk cases.

On the following pages you will find instructions on how to set up the display system, as well as instructions on how to take it down and package it. Please follow these instructions. It is very important that all panel display units are put back into their designated shipping cases as marked.

You will also receive a separate manual with instructions for setting up the two (2) computer kiosks.

Always store all shipping containers indoors.

CONTACT INFORMATION

For questions and concerns regarding this exhibit please contact:

American Library Association
Address: ALA Public Programs Office
50 E. Huron St.
Chicago, IL 60611
Phone: 312.280.5045
800.545.2433 x 5045
Fax: 312.944.2404
Email: publicprograms@ala.org

DISPLAY PANEL SYSTEM PACKING LIST

CASE #1 HOLDS:

- 1 Folding display unit titled: *Introduction, Making a Difference*
- 10 graphic panels (already installed in display unit)
- 5 header units with graphic panels already installed
- 1 Exhibit Banner

CASE #2 HOLDS:

- 1 Folding display unit titled: *Fighting For Rights, Confronting Prejudice, Making a Difference*
- 10 graphic panels (already installed in display unit)
- 5 header units with graphic panels already installed

CASE #3 HOLDS:

- 1 Folding display unit titled: *Achieving Breakthroughs, Making a Difference*
- 10 graphic panels (already installed in display unit)
- 5 header units with graphic panels already installed

CASE #4 HOLDS:

- 1 Folding display unit titled: *Leading Change, Inspiring Others, Making a Difference*
- 10 graphic panels (already installed in display unit)
- 5 header units with graphic panels already installed

CASE #5 HOLDS:

- 1 Folding display unit titled: *Transforming the Profession, Local Legends, Making a Difference*
- 10 graphic panels (already installed in display unit)
- 5 header units with graphic panels already installed

CASE #6 HOLDS:

- 1 Folding display unit titled: *Building the Future, Exhibition Credits*
- 10 graphic panels (already installed in display unit)
- 5 header units with graphic panels already installed

CASE #7 HOLDS:

- Computer Kiosk A (See p.10 for Kiosk packing list.)

CASE #8 HOLDS:

- Computer Kiosk B

Section 1:
*Introduction,
Making a
Difference*

15 panel system
including 5
headers


Case 1



Section 2:
*Fighting For
Rights,
Confronting
Prejudice, Making
a Difference*

15 panel system
including 5
headers

Case 2



Section 3:
*Achieving
Breakthroughs,
Making a
Difference*

15 panel system
including 5
headers


Case 3



Section 4:
*Leading Change,
Inspiring Others,
Making a
Difference*

15 panel system
including 5
headers

Case 4



Section 5:
*Transforming the
Profession, Local
Legends, Making
a Difference*

15 panel system
including 5
headers

Case 5



Section 6:
*Building the
Future,
Exhibition
Credits*

15 panel system
including 5
headers

Case 6



PANEL DISPLAY SYSTEM SET UP

PLEASE READ ALL INSTRUCTIONS BEFORE PROCEEDING

You will need two (2) people to help with the installation.

1. Please take cases to the exhibition area prior to unpacking. Units are difficult to move once assembled.



2. Lay the case down on its side with the largest side facing up. Unbuckle the four (4) straps.



PANEL DISPLAY SYSTEM SET UP

3. Lift off the top of the case and set aside. Remove cardboard piece (marked 3) and set aside. **DO NOT DISCARD CARDBOARD PIECES.**

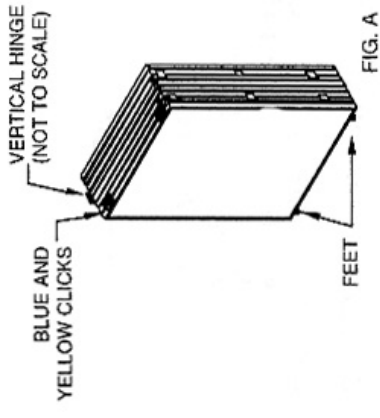


4. With one person on either end, lift display unit straight up and out of the box.



PANEL DISPLAY SYSTEM SET UP

5. Place the display unit on the floor with the blue and yellow clicks and hinges at the top. Feet should be on the bottom and facing the assembly person.

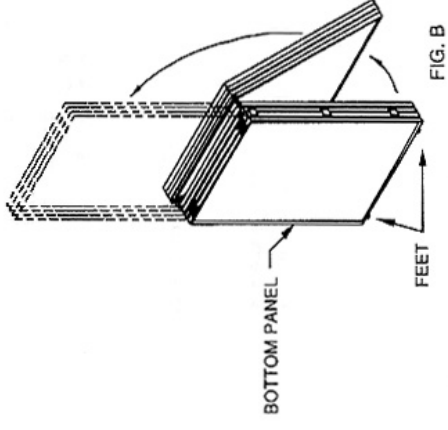


6. One person stand to the right side of the panels. Place your left foot against the front of the bottom panel. Hold onto the bottom panels with feet firmly planted on the floor.



PANEL DISPLAY SYSTEM SET UP

7. The second person grip top panels (without feet) near the middle and swing into an upright position on top of the lower panels.



8. Engage the blue and yellow clicks by firmly pressing downward on the top of the panels until you hear a “snap” sound. There are two (2) clicks per panel for a total of ten (10) per unit. You may need to repeat this step once panels are placed in the desired floor plan.



PANEL DISPLAY SYSTEM SET UP

9. The unit can now be opened like a folding screen. Working from the center, open one half while the second person holds the other half. Arrange unit into desired configuration (see following pages for floor plan options).



10. Remove headers from cardboard container in the bottom of the case. Place one header on top of each panel by sliding the pins (attached to the corners of the header) into the top of the display frame.



11. After you have set up all the exhibit panels, fill out and return to ALA the "Condition/Damage Report Form" found on p. 55 of the Site Support Notebook.

KIOSK PACKING LIST

Note: upon receipt and return of this unit, it is important to check both the cases and kiosks against the following list to ensure that the following items exist and are in good working order. Please report any missing or damaged items to the ALA immediately.

Kiosks and shipping cases

1. Case (includes all blocking, door panel, etc.)
2. Kiosk unit
3. 3 keys (there are 3 keys on the back of the door in case #7)
4. Kiosk computer restore disks (restore disks for both kiosk A and B are in the manual/hardware box in case #7)
5. Touch-up paint (2 bottles-check to make sure that caps are tight, in the manual/hardware box in case #7)
6. Computer Kiosks Mini-Manual (in the manual/hardware box in case #7)
7. Screwdriver for leveling casters (in the manual/hardware box in case #7)

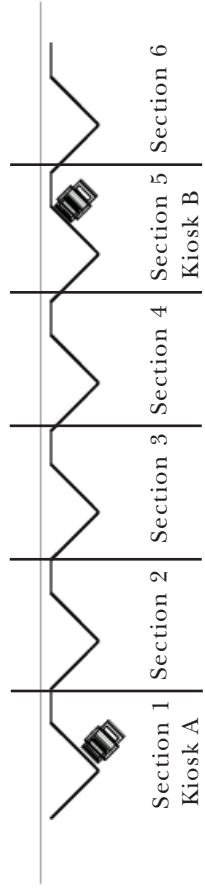
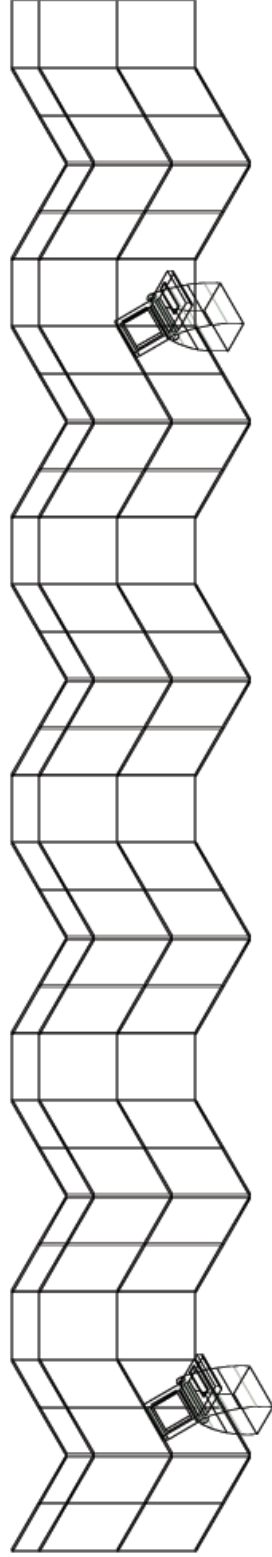
AV hardware (note that this equipment is either inside the kiosk or has been permanently affixed to it)

1. Keyboard (I&E kiosk keyboard)
2. CPU w/ power supply (Dell OptiPlex SX280)
3. Monitor (Planar 20")
4. Monitor mount (GCX-9" pole mount and 75mm mounting plate)
5. Outlet strip/surge protector
6. Headphones (dbi Pro700 w/ 2.8 cables)
7. Data cable
8. Audio switch

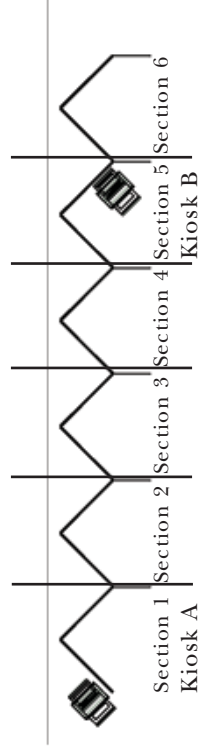
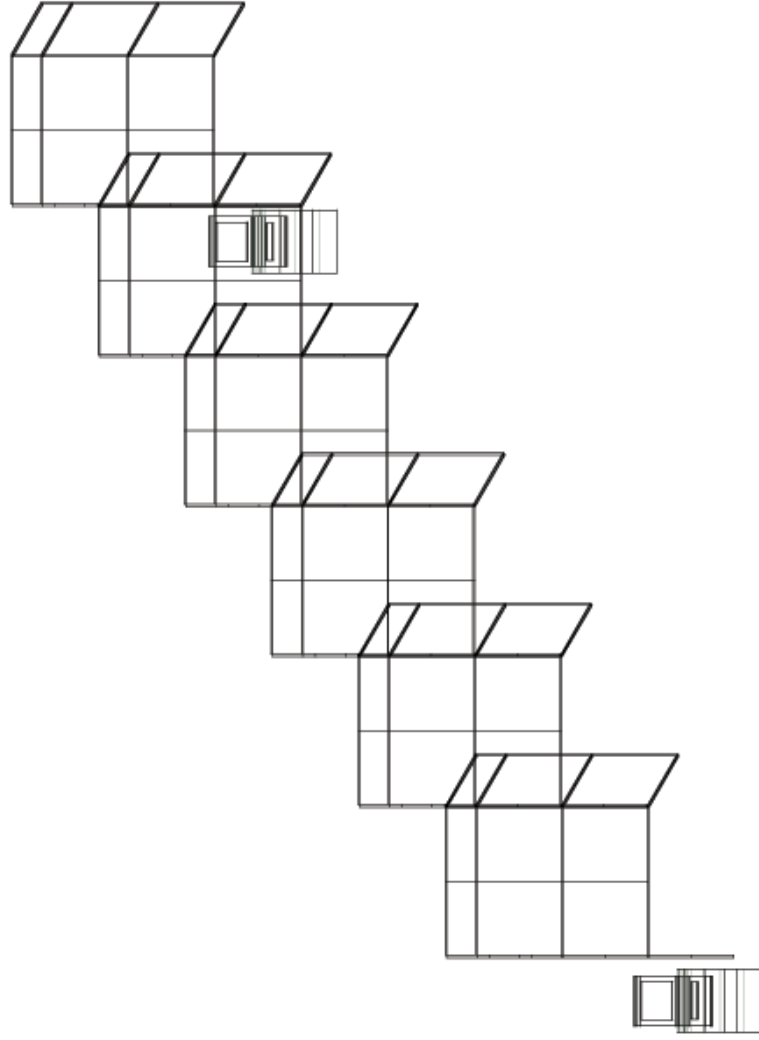
KIOSK SET UP

1. PLEASE READ ALL INSTRUCTIONS PRIOR TO STARTING!
2. Shipper to bring cases into library. Keep cases “upright” at all times.
3. Roll the cases to the exhibit area and place near the final kiosk locations.
4. Remove all bolts on the vertical “door” panel of the case. Start with bolts at the bottom and work up. Note this is NOT a hinged panel, and once all bolts have been removed, the “door” panel must be supported to avoid possible injury to staff, surrounding surfaces or exhibitory.
5. Save and set all bolts aside. Please do not discard bolts as they will be needed for repacking. There are six (6) bolts.
6. Remove case door panel and set aside with “inside” of door facing out. Remove 1 key from back of case #7 door, and forward to appropriate staff member. **SHOULD ADDITIONAL KEYS BE REQUIRED, PLEASE DO NOT TAKE LAST KEY FROM BACK OF DOOR PANEL** as it will be needed by other institutions. If additional keys be required, please contact the ALA Public Programs Office (see contact information at the front of the manual). **YOU MUST RETURN ALL KEYS TO THE BACK OF THE KIOSK CASE PANEL DOOR WHEN YOU REPACK THE KIOSK.**
7. Remove two (2) bolts that secure monitor and blocking/bracket and set aside. **DO NOT DISCARD.**
8. With 1 staff member on each side, **SLOWLY** slide kiosk unit straight out, and set on floor. **DO NOT LIFT KIOSK BY HEADPHONE SUPPORT.**
9. The kiosk should be free to roll to its “final” installed location. If kiosk does not roll freely, please unlock and open the 2 door panels using keys from step #6. Reach inside the kiosk and make sure that all 4 “levelers” located at each corner are released. Reach inside and raise levelers using screwdriver found in the manual/hardware box. Re-lock the door panels.
10. Roll kiosk to final location. Unlock the door panels. Lower and engage all 4 “levelers” at corners. Check to make sure that the unit is level and stays in place when slight force is applied.
11. Reach inside kiosk unit and thread both the power and data cables through the mousehole located on the back/bottom of the unit. Plug in both cables to their respective outlets. Lock the door panels.
12. Adjust angle of monitor, by grasping the sides and tilting as required.
13. To start computer, refer to, and follow directions in the “Traveling Exhibit Kiosk Computer Mini-Manual”. If required, the computer restore disk and kiosk manual can be found in the manual/hardware box in Case #7. When finished, return the disk and manual to their original location.
14. Place all blocking back inside case, as well as 2 bolts that were removed from the blocking.
15. Place door panel back in position, and reinstall the six (6) bolts. Roll case to a dry, clean location for storage while at the venue.
16. If you observe damage, please contact ALA (see contact information at the front of the manual).

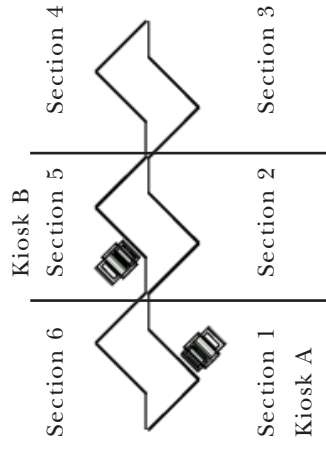
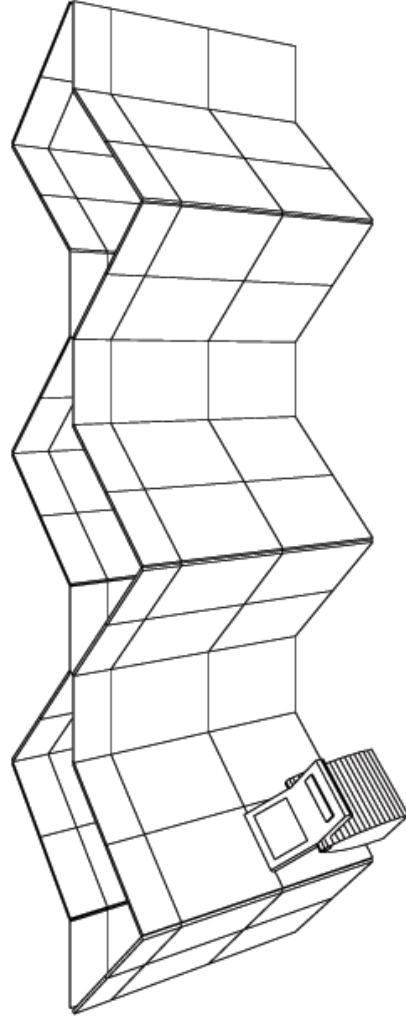
FLOOR PLAN IDEAS: OPTION 1



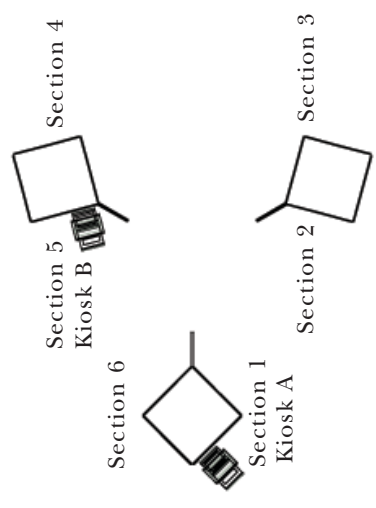
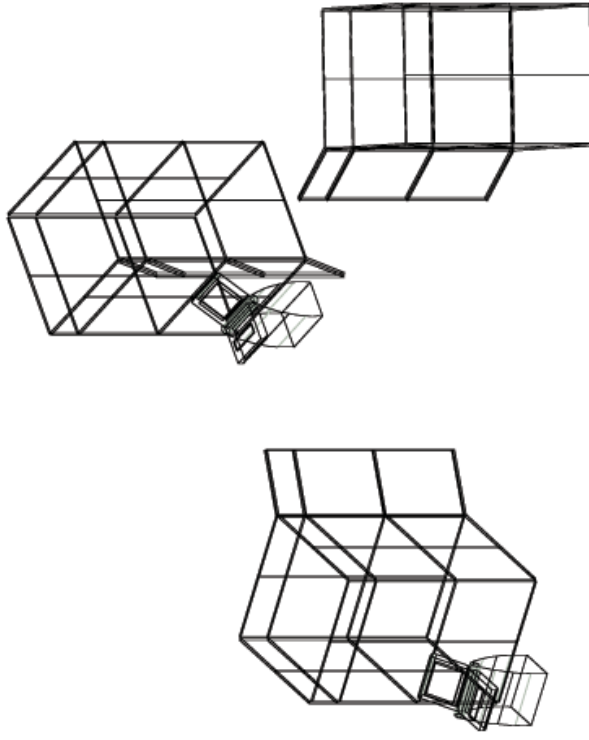
FLOOR PLAN IDEAS: OPTION 2



FLOOR PLAN IDEAS: OPTION 3



FLOOR PLAN IDEAS: OPTION 4



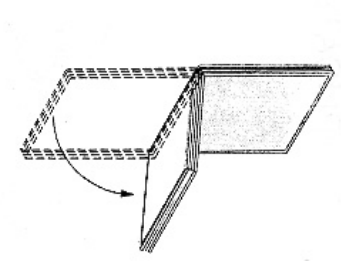
PANEL DISPLAY SYSTEM TAKE DOWN AND PACKING

Please be sure to put each unit back into the correct case.

1. Remove headers and place them back in the cardboard tray in the bottom of each case. Place cardboard piece marked 2 on top of headers tray.



2. Working from the outside, fold the panels into one unit.



3. Pull upwards on the top panels to unlock the blue and yellow clicks. Fold top panels down onto bottom panels. Folded panels should have yellow and blue clicks on top and feet on the bottom.

PANEL DISPLAY SYSTEM TAKE DOWN AND PACKING

4. With one person on each end, carefully place unit back into the correct case. The unit should fit snugly between styrafoam bumpers at each corner. Place cardboard piece marked 3 on top of unit.



5. Replace case lid and fasten four (4) buckles securely. Lid should be held tightly in place by buckles.



KIOSK TAKE DOWN AND PACKING

1. PLEASE READ ALL INSTRUCTIONS PRIOR TO STARTING!
2. Roll case from storage location to gallery. Place near kiosk. Be sure that kiosks go into correct cases. Kiosk labeled A (see inside of door panel) goes in case #7, and kiosk B goes into case #8.
3. Remove bolts that hold the vertical “door” panel on case. Start with the bolts at the bottom, followed by the ones at the top. Note this is NOT a hinged panel, and once all bolts have been removed, must be supported to avoid possible injury to staff, surrounding surfaces or exhibitry. Set door aside with the inside facing out.
4. Remove blocking and bolts from inside case and set aside.
5. Power down computer, per directions in the “Traveling Exhibit Kiosk Computer Mini-Manual”. Check computer for damage. Report any damage to ALA using contact information on p. 2 of this manual.
6. Unlock and open both kiosk door panels.
7. Unplug both power and data cables from their respective outlets. Feed both power and data cables through mousehole located on the back/bottom of the unit. Carefully coil both and place inside cabinet.
8. Reach inside the kiosk and raise all 4 “levelers”, that are located in each corner of the kiosk. The unit should roll easily.
9. Close and lock both kiosk door panels, remove keys from door.
10. The kiosk should be rolled and positioned in front of the case, and the monitor returned to its’ upright position. Headphones should be facing outwards.
11. Align kiosk with right side of case. With 1 staff member on each side, lift the kiosk unit and SLOWLY slide straight into the case. DO NOT LIFT THE KIOSK BY THE HEADPHONE RACK!
12. Slide monitor blocking/bracket down and into place. Securely fasten with two (2) bolts.
13. Check the Kiosk Packing List on p. 10 to be sure you are returning all items to the kiosk packing case. Return the following items to the manual/hardware box inside of case #7, then lock manual/hardware box:
 - a. Two (2) Restore disks,
 - b. Traveling Exhibit Kiosk Computer Mini-Manual,
 - c. Two (2) bottles of touch-up paint,
 - d. Screwdriver for leveling casters.
14. Three (3) keys should be screwed to back of the door in case #7 (ALL THREE KEYS MUST BE PACKED WITH THE KIOSK).
15. Reposition the door panel and reinstall all bolts that had been set aside earlier. If you do not have all the bolts, please replace the ones that are missing.
16. Clear a pathway between the exhibit gallery and the institution’s shipping area. Roll the case to the shipping area.

REPLACING A PANEL

NOTE: DAMAGE REPORT FORMS ARE IN THE RED TAB SECTION OF THE SITE SUPPORT NOTEBOOK.

Please contact the American Library Association Public Programs Office at 800.545.2433 x 5045 to order replacement panels using the codes provided on the following pages.

1. If the display system has already been set up, remove the headers. Unlock the clicks and fold the top portion down (see take down instructions). Flip the unit upside down so that the feet are facing up. If you are replacing a top panel, this will be done from the top of the frame. If you are removing a bottom panel, this is done from the bottom of the frame.

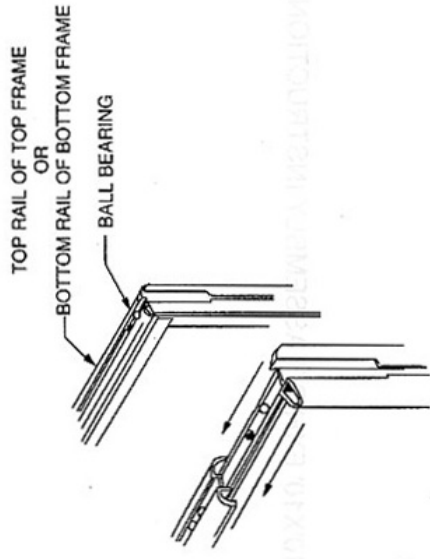


2. Remove adjustable feet (if replacing a bottom panel).



REPLACING A PANEL


3. Locate the ball bearing that is visible through the small hole in the rail. Slide rail towards the side of the frame opposite the ball bearing until it is clear of the frame.
4. Slide old panel up frame to remove.
5. Slide new panel down frame to replace.
6. Replace the rail by sliding it back into place.
7. Fold into one unit and begin with step #5 of the set up instructions.



REPLACEMENT PANEL CODES

Section 1:
Introduction,
Making a
Difference

15 panel
system
including 5
headers

<p>1. H1</p>	<p>1. H2</p> <p>A TRAVELING EXHIBITION FOR AMERICA'S LIBRARIES</p>	<p>1. H3</p>	<p>1. P1</p> 	<p>1. H4</p>	<p>1. P2</p> 	<p>1. H5</p>	<p>1. P3</p> <p><i>Some always been leaders. As mothers and grandmothers, women have always nursed the sick in their homes. As nurses, wise women, and caregivers, women have always cared for people in their communities. Yet, when medicine became established as a formal profession in Europe and America, women were shut out.</i></p> 	<p>1. P4</p> <p><i>Changing the Face of Medicine introduces some of the many extraordinary and fascinating women who have studied and practiced medicine in America. If you have a favorite woman doctor, please, add her to this roster by clicking on Share Your Story at the online exhibition, www.walsh.nih.gov/changingthefaceofmedicine. We invite you to celebrate all of America's woman physicians.</i></p>	<p>1. P5</p> <p>Making A DIFFERENCE</p> 	<p>1. P6</p> <p>CHANGING THE FACE OF MEDICINE</p> <p>CELEBRATING AMERICA'S WOMEN PHYSICIANS</p> 	<p>1. P7</p> <p><i>It took a long battle to gain access to medical education and hospital training. Since then, they have overcome prejudices and discrimination to create and broaden opportunities within the profession. Gradually, women from diverse backgrounds have carved out successful careers in every aspect of medicine.</i></p>	<p>1. P8</p>	<p>1. P9</p> 	<p>1. P9</p>	<p>1. P10</p> 	<p>1. P10</p>	<p>1. P10</p> 
--------------	--	--------------	--	--------------	---	--------------	--	--	--	---	---	--------------	---	--------------	---	---------------	---

REPLACEMENT PANEL CODES










Section 2:
*Fighting For
 Rights,
 Confronting
 Prejudice,
 Making a
 Difference*
 15 panel
 system
 including 5
 headers

<p>2. H1</p> <p>Fighting FOR RIGHTS</p> <p>2. P1</p> <p>The suffrage movement for women's rights during the 19th and early 20th centuries was a long and slow process. Despite all the gains that women made, they still struggled to secure equal pay and access to the same career opportunities as their male counterparts. It was not until the 1920s and 1930s that women began to work in non-traditional jobs and professions. Still, they were often paid less than men for performing similar jobs. During World War II, women stepped into the workforce in large numbers to support the war effort. This experience helped to change public opinion and led to the passage of the Equal Pay Act of 1963 and the Equal Opportunity Act of 1964. Today, women continue to work in a wide variety of fields, and their contributions are valued as never before.</p>	<p>2. H2</p> <p>2. P2</p> <p>Mary Putnam Jacobi 1842-1906</p> <p>Mary Putnam Jacobi was a pioneer in the field of medicine. She was the first woman to earn a medical degree in the United States, from the New York College of Physicians in 1864. She went on to become a prominent surgeon and gynecologist. Her work helped to establish the field of obstetrics and gynecology as a separate medical specialty. She also founded the first hospital for women and children in New York City. Her legacy lives on through the many women who have followed in her footsteps.</p>	<p>2. H3</p> <p>Confronting PREJUDICE</p> <p>2. P3</p> <p>Women of color have long faced discrimination in the workplace. For generations, their contributions were overlooked or undervalued. It was not until the 1960s and 1970s that women of color began to organize and demand equal treatment. Leaders like Coretta Scott King and Rosa Parks played a crucial role in this struggle. Today, there is a growing awareness of the need to create a more inclusive workplace for all women.</p>	<p>2. H4</p> <p>2. P4</p> <p>Matilda Evans 1872-1935</p> <p>Matilda Evans was a nurse and a social reformer. She was one of the first women to work in a hospital in the United States. She was also a leader in the nursing profession. Her work helped to improve the standards of nursing and to establish nursing as a respected profession. She also advocated for the rights of women in the workplace. Her legacy lives on through the many nurses who have followed in her footsteps.</p>	<p>2. H5</p> <p>Making a DIFFERENCE</p> <p>2. P5</p> <p>Women have made significant contributions to the workplace in many ways. From the early days of the Industrial Revolution to the present, women have worked in a wide variety of fields. Their contributions have helped to shape the modern workplace and to create a more inclusive environment for all workers. Today, women continue to make a difference in the workplace through their hard work and dedication.</p>
<p>2. H1</p> <p>Fighting FOR RIGHTS</p> <p>2. P1</p> <p>The suffrage movement for women's rights during the 19th and early 20th centuries was a long and slow process. Despite all the gains that women made, they still struggled to secure equal pay and access to the same career opportunities as their male counterparts. It was not until the 1920s and 1930s that women began to work in non-traditional jobs and professions. Still, they were often paid less than men for performing similar jobs. During World War II, women stepped into the workforce in large numbers to support the war effort. This experience helped to change public opinion and led to the passage of the Equal Pay Act of 1963 and the Equal Opportunity Act of 1964. Today, women continue to work in a wide variety of fields, and their contributions are valued as never before.</p>	<p>2. H2</p> <p>2. P2</p> <p>Mary Putnam Jacobi 1842-1906</p> <p>Mary Putnam Jacobi was a pioneer in the field of medicine. She was the first woman to earn a medical degree in the United States, from the New York College of Physicians in 1864. She went on to become a prominent surgeon and gynecologist. Her work helped to establish the field of obstetrics and gynecology as a separate medical specialty. She also founded the first hospital for women and children in New York City. Her legacy lives on through the many women who have followed in her footsteps.</p>	<p>2. H3</p> <p>Confronting PREJUDICE</p> <p>2. P3</p> <p>Women of color have long faced discrimination in the workplace. For generations, their contributions were overlooked or undervalued. It was not until the 1960s and 1970s that women of color began to organize and demand equal treatment. Leaders like Coretta Scott King and Rosa Parks played a crucial role in this struggle. Today, there is a growing awareness of the need to create a more inclusive workplace for all women.</p>	<p>2. H4</p> <p>2. P4</p> <p>Matilda Evans 1872-1935</p> <p>Matilda Evans was a nurse and a social reformer. She was one of the first women to work in a hospital in the United States. She was also a leader in the nursing profession. Her work helped to improve the standards of nursing and to establish nursing as a respected profession. She also advocated for the rights of women in the workplace. Her legacy lives on through the many nurses who have followed in her footsteps.</p>	<p>2. H5</p> <p>Making a DIFFERENCE</p> <p>2. P5</p> <p>Women have made significant contributions to the workplace in many ways. From the early days of the Industrial Revolution to the present, women have worked in a wide variety of fields. Their contributions have helped to shape the modern workplace and to create a more inclusive environment for all workers. Today, women continue to make a difference in the workplace through their hard work and dedication.</p>
<p>2. H1</p> <p>Fighting FOR RIGHTS</p> <p>2. P1</p> <p>The suffrage movement for women's rights during the 19th and early 20th centuries was a long and slow process. Despite all the gains that women made, they still struggled to secure equal pay and access to the same career opportunities as their male counterparts. It was not until the 1920s and 1930s that women began to work in non-traditional jobs and professions. Still, they were often paid less than men for performing similar jobs. During World War II, women stepped into the workforce in large numbers to support the war effort. This experience helped to change public opinion and led to the passage of the Equal Pay Act of 1963 and the Equal Opportunity Act of 1964. Today, women continue to work in a wide variety of fields, and their contributions are valued as never before.</p>	<p>2. H2</p> <p>2. P2</p> <p>Mary Putnam Jacobi 1842-1906</p> <p>Mary Putnam Jacobi was a pioneer in the field of medicine. She was the first woman to earn a medical degree in the United States, from the New York College of Physicians in 1864. She went on to become a prominent surgeon and gynecologist. Her work helped to establish the field of obstetrics and gynecology as a separate medical specialty. She also founded the first hospital for women and children in New York City. Her legacy lives on through the many women who have followed in her footsteps.</p>	<p>2. H3</p> <p>Confronting PREJUDICE</p> <p>2. P3</p> <p>Women of color have long faced discrimination in the workplace. For generations, their contributions were overlooked or undervalued. It was not until the 1960s and 1970s that women of color began to organize and demand equal treatment. Leaders like Coretta Scott King and Rosa Parks played a crucial role in this struggle. Today, there is a growing awareness of the need to create a more inclusive workplace for all women.</p>	<p>2. H4</p> <p>2. P4</p> <p>Matilda Evans 1872-1935</p> <p>Matilda Evans was a nurse and a social reformer. She was one of the first women to work in a hospital in the United States. She was also a leader in the nursing profession. Her work helped to improve the standards of nursing and to establish nursing as a respected profession. She also advocated for the rights of women in the workplace. Her legacy lives on through the many nurses who have followed in her footsteps.</p>	<p>2. H5</p> <p>Making a DIFFERENCE</p> <p>2. P5</p> <p>Women have made significant contributions to the workplace in many ways. From the early days of the Industrial Revolution to the present, women have worked in a wide variety of fields. Their contributions have helped to shape the modern workplace and to create a more inclusive environment for all workers. Today, women continue to make a difference in the workplace through their hard work and dedication.</p>
<p>2. H1</p> <p>Fighting FOR RIGHTS</p> <p>2. P1</p> <p>The suffrage movement for women's rights during the 19th and early 20th centuries was a long and slow process. Despite all the gains that women made, they still struggled to secure equal pay and access to the same career opportunities as their male counterparts. It was not until the 1920s and 1930s that women began to work in non-traditional jobs and professions. Still, they were often paid less than men for performing similar jobs. During World War II, women stepped into the workforce in large numbers to support the war effort. This experience helped to change public opinion and led to the passage of the Equal Pay Act of 1963 and the Equal Opportunity Act of 1964. Today, women continue to work in a wide variety of fields, and their contributions are valued as never before.</p>	<p>2. H2</p> <p>2. P2</p> <p>Mary Putnam Jacobi 1842-1906</p> <p>Mary Putnam Jacobi was a pioneer in the field of medicine. She was the first woman to earn a medical degree in the United States, from the New York College of Physicians in 1864. She went on to become a prominent surgeon and gynecologist. Her work helped to establish the field of obstetrics and gynecology as a separate medical specialty. She also founded the first hospital for women and children in New York City. Her legacy lives on through the many women who have followed in her footsteps.</p>	<p>2. H3</p> <p>Confronting PREJUDICE</p> <p>2. P3</p> <p>Women of color have long faced discrimination in the workplace. For generations, their contributions were overlooked or undervalued. It was not until the 1960s and 1970s that women of color began to organize and demand equal treatment. Leaders like Coretta Scott King and Rosa Parks played a crucial role in this struggle. Today, there is a growing awareness of the need to create a more inclusive workplace for all women.</p>	<p>2. H4</p> <p>2. P4</p> <p>Matilda Evans 1872-1935</p> <p>Matilda Evans was a nurse and a social reformer. She was one of the first women to work in a hospital in the United States. She was also a leader in the nursing profession. Her work helped to improve the standards of nursing and to establish nursing as a respected profession. She also advocated for the rights of women in the workplace. Her legacy lives on through the many nurses who have followed in her footsteps.</p>	<p>2. H5</p> <p>Making a DIFFERENCE</p> <p>2. P5</p> <p>Women have made significant contributions to the workplace in many ways. From the early days of the Industrial Revolution to the present, women have worked in a wide variety of fields. Their contributions have helped to shape the modern workplace and to create a more inclusive environment for all workers. Today, women continue to make a difference in the workplace through their hard work and dedication.</p>
<p>2. H1</p> <p>Fighting FOR RIGHTS</p> <p>2. P1</p> <p>The suffrage movement for women's rights during the 19th and early 20th centuries was a long and slow process. Despite all the gains that women made, they still struggled to secure equal pay and access to the same career opportunities as their male counterparts. It was not until the 1920s and 1930s that women began to work in non-traditional jobs and professions. Still, they were often paid less than men for performing similar jobs. During World War II, women stepped into the workforce in large numbers to support the war effort. This experience helped to change public opinion and led to the passage of the Equal Pay Act of 1963 and the Equal Opportunity Act of 1964. Today, women continue to work in a wide variety of fields, and their contributions are valued as never before.</p>	<p>2. H2</p> <p>2. P2</p> <p>Mary Putnam Jacobi 1842-1906</p> <p>Mary Putnam Jacobi was a pioneer in the field of medicine. She was the first woman to earn a medical degree in the United States, from the New York College of Physicians in 1864. She went on to become a prominent surgeon and gynecologist. Her work helped to establish the field of obstetrics and gynecology as a separate medical specialty. She also founded the first hospital for women and children in New York City. Her legacy lives on through the many women who have followed in her footsteps.</p>	<p>2. H3</p> <p>Confronting PREJUDICE</p> <p>2. P3</p> <p>Women of color have long faced discrimination in the workplace. For generations, their contributions were overlooked or undervalued. It was not until the 1960s and 1970s that women of color began to organize and demand equal treatment. Leaders like Coretta Scott King and Rosa Parks played a crucial role in this struggle. Today, there is a growing awareness of the need to create a more inclusive workplace for all women.</p>	<p>2. H4</p> <p>2. P4</p> <p>Matilda Evans 1872-1935</p> <p>Matilda Evans was a nurse and a social reformer. She was one of the first women to work in a hospital in the United States. She was also a leader in the nursing profession. Her work helped to improve the standards of nursing and to establish nursing as a respected profession. She also advocated for the rights of women in the workplace. Her legacy lives on through the many nurses who have followed in her footsteps.</p>	<p>2. H5</p> <p>Making a DIFFERENCE</p> <p>2. P5</p> <p>Women have made significant contributions to the workplace in many ways. From the early days of the Industrial Revolution to the present, women have worked in a wide variety of fields. Their contributions have helped to shape the modern workplace and to create a more inclusive environment for all workers. Today, women continue to make a difference in the workplace through their hard work and dedication.</p>

REPLACEMENT PANEL CODES

Section 4:
Leading Change,
Inspiring Others,
Making a
Difference

15 panel system
 including 5
 headers

<p>4. H1</p> <p>Leading CHANGE</p> <p>4. P1</p> <p>Preventative to the production of medicine, people have often focused on curing the individual rather than the disease. At the fact to address this, women physicians often led the way in shaping new health programs and policies designed to care for the most vulnerable members of society. Encouraging all aspects of patients' lives, that approach to healthcare is reshaping the way medical practitioners and the care of medical care professionals and communities and improving the quality of life.</p> <p>Empowering the lives of their professional responsibilities, women physicians are always looking forward to the next day out to reach communities, establishing innovative programs to provide better access to medical care.</p>	<p>4. H2</p> <p>4. P2</p>  <p>Barbara Barlow & 1938</p> <p>Barbara Barlow was a pioneer in the field of women's health care. She was one of the first women to work in a hospital setting, and she was instrumental in the development of the first women's health center in the United States. Her work focused on providing comprehensive care for women, including reproductive health, mental health, and chronic disease management. She was a strong advocate for women's rights and equality in the workplace, and she worked tirelessly to improve the lives of women and their families.</p>	<p>4. P6</p>  <p>Martha May Elliot 1891-1978</p> <p>Martha May Elliot was a pioneering nurse and healthcare professional. She was one of the first women to work in a hospital setting, and she was instrumental in the development of the first women's health center in the United States. Her work focused on providing comprehensive care for women, including reproductive health, mental health, and chronic disease management. She was a strong advocate for women's rights and equality in the workplace, and she worked tirelessly to improve the lives of women and their families.</p>	<p>4. P7</p>  <p>4. P8</p> 	<p>4. H3</p> <p>Inspiring OTHERS</p> <p>4. P3</p> <p>As the social landscape changed by the civil war, women's lives and the passage of equal opportunity for women and men were not the same. The demographic of women and men's lives had a more diverse composition of society as new reproductive health care and biological research brought the value of children, cultural, and technological progress in medicine, many of the women who were in the same profession are developing innovative teaching practices to share their knowledge and experiences with their students.</p> <p>Practicing and advancing their careers, communication and collaboration are key to success in any field. Women are making their mark in the world.</p>	<p>4. H4</p> <p>4. P4</p>  <p>Katherine Flores & 1953</p> <p>Katherine Flores was a pioneer in the field of women's health care. She was one of the first women to work in a hospital setting, and she was instrumental in the development of the first women's health center in the United States. Her work focused on providing comprehensive care for women, including reproductive health, mental health, and chronic disease management. She was a strong advocate for women's rights and equality in the workplace, and she worked tirelessly to improve the lives of women and their families.</p>	<p>4. P9</p>  <p>4. P10</p> 	<p>4. H5</p> <p>Making a DIFFERENCE</p> <p>4. P5</p> 	<p>4. H5</p> <p>4. P5</p> 	<p>4. P10</p> 
--	---	--	--	--	---	--	---	---	---

REPLACEMENT PANEL CODES

Section 5:
*Transforming the
 Profession, Local
 Legends, Making a
 Difference*



15 panel system
 including 5
 headers

<p>5. H1</p> <p>Transforming THE PROFESSION</p> <p>As female, women physicians are seen to be very large female organizations that are at the forefront of medical research and have the highest standards of care in the profession. They already are recognized as the most successful and committed to RDS, to stand and make a difference.</p> <p>As leaders, they have excelled in leading and in demonstrating an emphasis on the patient, developing the thought and investment, and making the legislation required to meet emerging medical challenges.</p> <p>They are promoting efforts to evaluate the professional barriers that many of them believe their own careers and they are working to change the way that medicine is taught and practiced.</p>	<p>5. P1</p> <p>Catherine DeAngelis & 1990</p> <p>Dr. Catherine DeAngelis is a leader in the field of medical research and practice. She is a member of the American Academy of Arts and Sciences, the American Association of University Professors, and the American Society for Human Genetics. She is also a past president of the American Society for Human Genetics and the American Society for Human Genetics. She is currently a professor of genetics and medicine at the University of California, San Diego.</p>	<p>5. P6</p> <p>5. P7</p> <p>5. P8</p>	<p>5. H2</p> <p>Susan Briggs & 1963</p> <p>Dr. Susan Briggs is a leader in the field of medical research and practice. She is a member of the American Academy of Arts and Sciences, the American Association of University Professors, and the American Society for Human Genetics. She is also a past president of the American Society for Human Genetics and the American Society for Human Genetics. She is currently a professor of genetics and medicine at the University of California, San Diego.</p>	<p>5. H3</p> <p>Antonia Novello & 1994</p> <p>Dr. Antonia Novello is a leader in the field of medical research and practice. She is a member of the American Academy of Arts and Sciences, the American Association of University Professors, and the American Society for Human Genetics. She is also a past president of the American Society for Human Genetics and the American Society for Human Genetics. She is currently a professor of genetics and medicine at the University of California, San Diego.</p>	<p>5. H4</p> <p>Local LEGENDS</p> <p>5. P4</p> <p>Dr. Susan Briggs is a leader in the field of medical research and practice. She is a member of the American Academy of Arts and Sciences, the American Association of University Professors, and the American Society for Human Genetics. She is also a past president of the American Society for Human Genetics and the American Society for Human Genetics. She is currently a professor of genetics and medicine at the University of California, San Diego.</p>	<p>5. H5</p> <p>Making A DIFFERENCE</p> <p>5. P5</p> <p>Dr. Susan Briggs is a leader in the field of medical research and practice. She is a member of the American Academy of Arts and Sciences, the American Association of University Professors, and the American Society for Human Genetics. She is also a past president of the American Society for Human Genetics and the American Society for Human Genetics. She is currently a professor of genetics and medicine at the University of California, San Diego.</p>	<p>5. H4</p> <p>Local LEGENDS</p> <p>5. P4</p> <p>Dr. Susan Briggs is a leader in the field of medical research and practice. She is a member of the American Academy of Arts and Sciences, the American Association of University Professors, and the American Society for Human Genetics. She is also a past president of the American Society for Human Genetics and the American Society for Human Genetics. She is currently a professor of genetics and medicine at the University of California, San Diego.</p>	<p>5. P9</p>	<p>5. P10</p>
---	--	--	--	--	---	---	---	--------------	---------------

REPLACEMENT PANEL CODES

Section 6:
Building the Future, Exhibition Credits

15 panel system including 5 headers

<p>6. H1</p>		<p>6. P6</p> 
<p>6. H2</p>		<p>6. P7</p> 
<p>6. H3</p> <p>Building THE FUTURE</p> <p>6. P3</p> <p><i>Today's challenging health care needs</i> women physicians work in the highest ranks of medical administration and research. Drawing on their own interests and experiences, women physicians are instituting changes that have far-reaching benefits for the health and happiness of families, communities, and medical practitioners themselves.</p> 		<p>6. P8</p> <p><i>None of these women reaches access</i> as a profession and out into our lives, helping to redefine woman's roles and society's responsibilities. By changing the face of medicine, women physicians are helping to change our world.</p>
<p>6. H4</p>	<p>6. P4</p> <p><i>What about the physicians of the future?</i> Will you, your child, your sister or your neighbor walk in the footsteps of the remarkable women in this exhibit? Will you discover life-saving cures, ease for neglected communities, solve unforeseen health problems? We hope you will be inspired by America's women physicians to nurture your own talents and to make your own unique contributions to the world.</p>	<p>6. P9</p> 
<p>6. H5</p> <p>Exhibition CREDITS</p>	<p>6. P5</p> <p><i>Organized by the American Library Association</i> in cooperation with the American Library Association, Public Programs Office. The traveling exhibition is based on a major exhibition displayed at the National Library of Medicine from 2012-2013.</p> <p>The traveling exhibition is based on the exhibit "National Health, National Future" which was developed by the National Library of Medicine in 2012-2013. The exhibit is based on the exhibit "National Health, National Future" which was developed by the National Library of Medicine in 2012-2013.</p> <p>Message from the ALA: <i>ALA is proud to be a part of this exhibit. We are committed to providing the best possible experience for our members and the public. We are committed to providing the best possible experience for our members and the public.</i></p>	<p>6. P10</p> 