



Scope 1&2 GHG Emission Reduction Target

On track for a Scope 1&2 GHG Reduction Target of 10.3% by 2020, with a 5.9% reduction in 2010.



Score: **GREEN**



Scope 3 GHG Emission Reduction Target

Behind schedule with a 4% increase in Scope 3 emissions, moving away from the Scope 3 GHG Reduction Target of 3% by 2020.



Score: **YELLOW**



Reduction in Energy Intensity

Reduction in energy intensity in goal-subject facilities compared with 2003: 21% and on track for 30% in 2015.



Score: **GREEN**



Use of Renewable Energy

Use of renewable energy as a percent of facility electricity use: Total of 6.7% from renewable electricity sources including at least 2.5% from new sources (thermal, mechanical or electric)




Score: **GREEN**



Reduction in Potable Water Intensity

Reduction in potable water intensity compared with 2007: 0.4% increase and not on track



Score: **RED**



Reduction in Fleet Petroleum Use

Reduction in fleet petroleum use compared to 2005: 35.5% and on track for 20% by 2015.



Score: **GREEN**



Green Buildings

Sustainable green buildings:
0.65% of buildings sustainable
3.20% GSF of inventory sustainable, as reported in FRPP



Score: **RED**

Standards for Success – Red Standard, Yellow Standard, Green Standard

Scope 1&2 GHG Emission Reduction Target



GREEN: On track for a Scope 1&2 GHG Reduction Target of 10.3% by 2020.

YELLOW: Achieved more than half of the planned reductions.

RED: Not on track for planned reductions.

Scope 3 GHG Emission Reduction Target



GREEN: On track for Scope 3 GHG Reduction Target of 3% by 2020.

YELLOW: Behind Schedule for Scope 3 GHG Reduction Target of 3% by 2020.

RED: No or negative progress made.

Reduction in Energy Intensity



GREEN: Reduced energy intensity (Btu/GSF*) in EISA goal-subject facilities by at least 15 percent compared with 2003 and is on track for 30 percent reduction by 2015.

YELLOW: Reduced energy intensity (Btu/GSF) in EISA goal-subject facilities by at least 12 percent compared with 2003.

RED: Did not reduce energy intensity (Btu/GSF) in EISA goal-subject facilities by at least 12 percent compared with 2003.

Use of Renewable Energy




GREEN: Uses at least 5 percent electricity from renewable sources as percentage of facility electricity use & at least 2.5 percent of facility electricity use comes from new sources (post-1999).

YELLOW: Uses at least 5 percent renewable energy from electric, thermal or mechanical sources to power facilities and equipment; but less than half was obtained from new sources (post-1999) or part of the requirement was met with thermal and mechanical renewable energy.

RED: Did not use at least 5 percent renewable energy from electric, thermal or mechanical sources to power facilities and equipment.

Reduction in Potable Water Intensity



GREEN: Reduced water intensity by at least 6 percent from final approved 2007 baseline and is on track for 20 percent reduction by 2015.

YELLOW: Reduced water intensity by at least 4 percent from final approved 2007 baseline.

RED: Did not reduce water intensity by at least 4 percent from final approved 2007 baseline.

Reduction in Fleet Petroleum Use




GREEN: Achieved a 10 percent reduction in petroleum use in its entire vehicle fleet compared to 2005 and is on track for 20 percent reduction by 2015.

YELLOW: Achieved at least 8 percent reduction in petroleum use in the entire vehicle fleet compared to 2005.

RED: Did not achieve at least 8 percent reduction in petroleum use in its entire vehicle fleet since 2005.

Green Buildings



GREEN: Demonstrates Implementation of Guiding Principles for Federal Leadership in High Performance Sustainable Buildings (GP) for new, existing and leased buildings; and is on track to meet 15% goal by 2015 by reporting that at least 5% of buildings >5,000 GSF meet GP as reported in the Federal Real Property Profile (FRPP).

YELLOW: Incorporates Guiding Principles into all new design contracts for construction, major renovations and leases and at least 5 percent of GSF of its building inventory over 5,000 GSF meets GP as reported in FRPP

RED: Cannot demonstrate compliance with GP on new construction, major renovations, or leases; and/or less than 5 percent of building inventory, either by number of buildings or GSF, over 5,000 GSF meets GP as reported in FRPP.

