

The DASIS Report

March 4, 2005

Trends in Marijuana Treatment Admissions, by State: 1992-2002

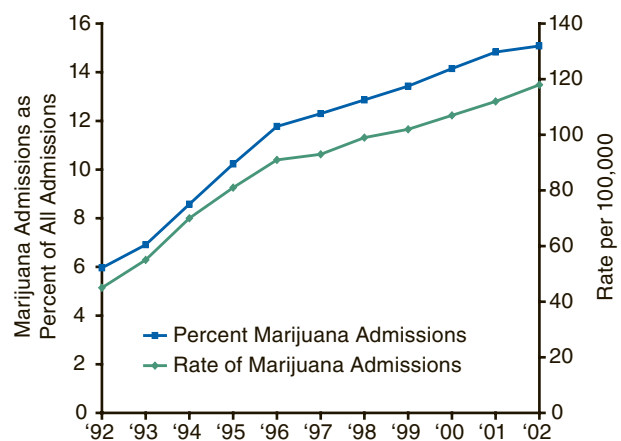
This report looks at the changes in the rate of primary marijuana admissions,¹ nationally and by State for the years 1992 through 2002. The report is based on admissions reported to the Treatment Episode Data Set (TEDS). TEDS is an annual compilation of data on the demographic characteristics and substance abuse problems of those admitted for substance abuse treatment.

Admission rates for primary marijuana increased nationally by 162 percent between 1992 and 2002 (Figure 1). Rates were calculated per 100,000 persons aged 12 or older. The number of marijuana admissions per year more than tripled in this time period. In the same period, the proportion of marijuana admissions increased from 6 percent of all admissions to 15 percent of all admissions.

In Brief

- Admission rates for primary marijuana increased nationally by 162 percent between 1992 and 2002
- Between 1992 and 2002, the primary marijuana admission rate increased in 41 States
- Between 1992 and 2002, the primary marijuana admission rate decreased in three States

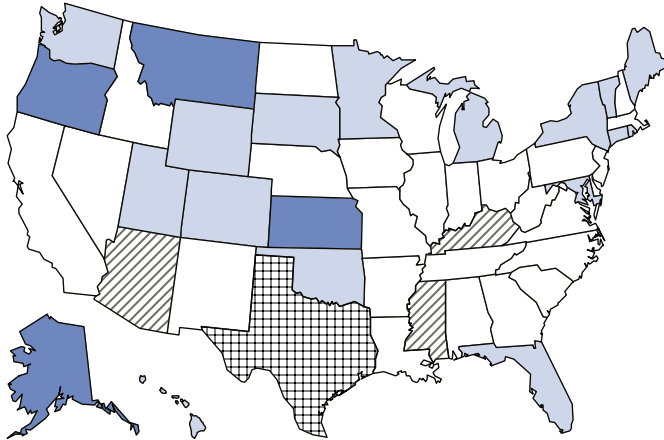
Figure 1. Rate and Percentage of Primary Marijuana Admissions, United States: 1992-2002



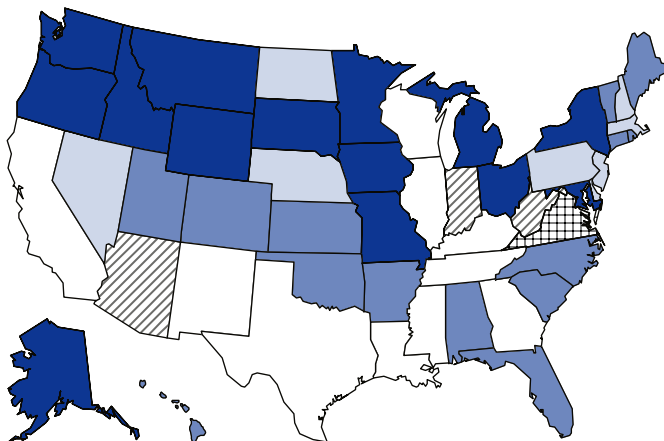
Source: 2002 SAMHSA Treatment Episode Data Set (TEDS).

Figure 2. Marijuana Admission Rates per 100,000 Population Aged 12 or Older: 1992, 1997, 2002

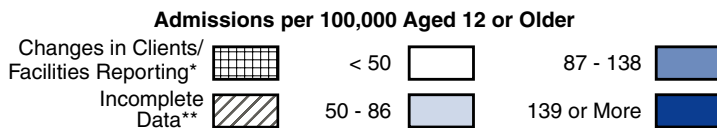
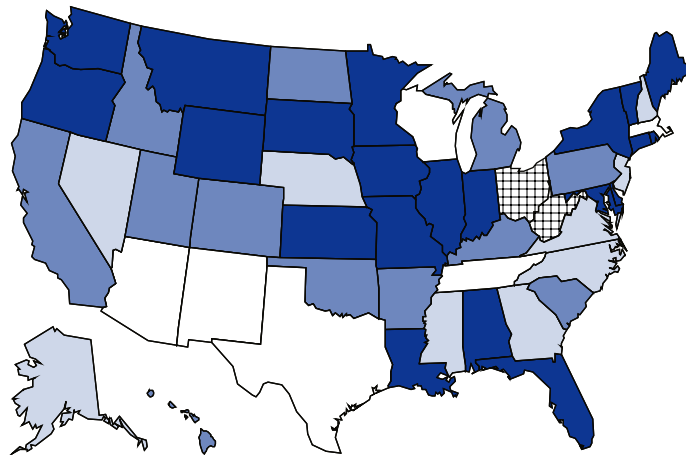
1992



1997



2002



Marijuana Treatment Admission Rates: 1992

In 1992, the treatment admission rate for primary marijuana abuse in the United States was 45 admissions per 100,000 persons aged 12 or older. Twenty-six States had rates of less than 50 per 100,000 (Figure 2). In 1992, no States had a rate of 139 per 100,000 or greater.

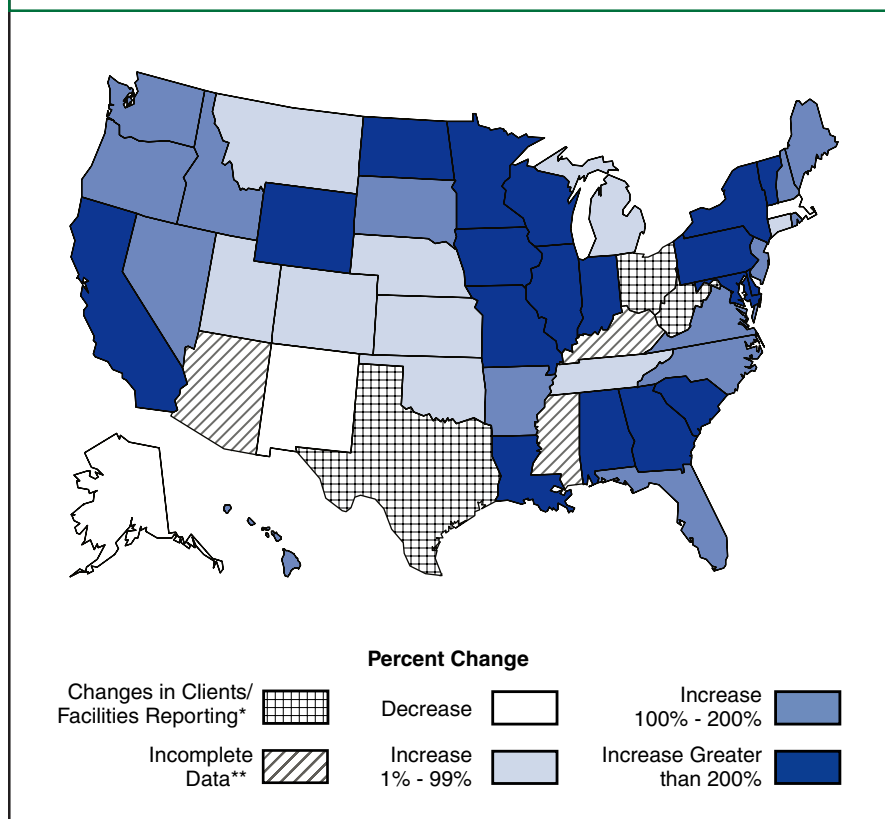
Marijuana Treatment Admission Rates: 1997

By 1997, the treatment admission rate for primary marijuana abuse in the United States had more than doubled, to 93 admissions per 100,000 persons aged 12 or older. Ten States had admission rates less than 50 per 100,000, and 14 States had admission rates of 139 or more per 100,000.

Marijuana Treatment Admission Rates: 2002

By 2002, the treatment admission rate for primary marijuana abuse in the United States had increased to 118 admissions per 100,000 persons aged 12 or older. Six States had admission rates less than 50 per 100,000, and 21 States had rates of 139 or more per 100,000.

Figure 3. Changes in Marijuana Admission Rates: 1992-2002



Changes in Marijuana Treatment Admission Rates: 1992 to 2002

Marijuana treatment admission rates increased between 1992 and 2002 in 41 States (Figure 3). The admission rate per 100,000 decreased in only three States. In 32 States, the rate of admissions in 2002 was at least double the admission rate in 1992.

Figure Notes

* In four States, significant changes in the clients or facilities reported to TEDS from 1992 to 2002 resulted in changes in the number of admissions large enough to influence trends. These States were Ohio, Texas, Virginia, and West Virginia. Data for these states are shown on the maps as "Changes in Clients/Facilities Reporting" for the indicated years. For additional information, please see Chapter 4 of the TEDS 1992-2002 report.

** Data were not submitted for one or more years in some States or jurisdiction because of changes to their data collection systems.

End Note

¹ The *primary substance of abuse* is the main substance reported at the time of admission.

The Drug and Alcohol Services Information System (DASIS) is an integrated data system maintained by the Office of Applied Studies, Substance Abuse and Mental Health Services Administration (SAMHSA). One component of DASIS is the Treatment Episode Data Set (TEDS). TEDS is a compilation of data on the demographic characteristics and substance abuse problems of those admitted for substance abuse treatment. The information comes primarily from facilities that receive some public funding. Information on treatment admissions is routinely collected by State administrative systems and then submitted to SAMHSA in a standard format. TEDS records represent admissions rather than individuals, as a person may be admitted to treatment more than once. State admission data are reported to TEDS by the Single State Agencies (SSAs) for substance abuse treatment. There are significant differences among State data collection systems. Sources of State variation include completeness of reporting, facilities reporting TEDS data, clients included, and treatment resources available. See the annual TEDS reports for details. Approximately 1.9 million records are included in TEDS each year.

The *DASIS Report* is prepared by the Office of Applied Studies, SAMHSA; Synectics for Management Decisions, Inc., Arlington, Virginia; and by RTI International in Research Triangle Park, North Carolina (RTI International is a trade name of Research Triangle Institute).

Information and data for this issue are based on data reported to TEDS through March 1, 2004.

Access the latest TEDS reports at: <http://www.oas.samhsa.gov/dasis.htm>
 Access the latest TEDS public use files at: <http://www.oas.samhsa.gov/SAMHDA.htm>
 Other substance abuse reports are available at: <http://www.oas.samhsa.gov>



U.S. DEPARTMENT OF HEALTH AND HUMAN SERVICES
 Substance Abuse and Mental Health Services Administration
 Office of Applied Studies
www.samhsa.gov