

1 060308.final draft Med Guide

2  
3 **MEDICATION GUIDE**

4 **PegIntron™/REBETOL® Combo Pack containing**  
5 **PegIntron™ REDIPEN® Single-dose Delivery System (peginterferon alfa-2b) and**  
6 **REBETOL® (ribavirin, USP) Capsules**

7  
8 **Including appendix with instructions for using PegIntron™ REDIPEN® Single-dose**  
9 **Delivery System**

10  
11 Read this Medication Guide carefully before you start taking PegIntron™/REBETOL®  
12 Combo Pack containing PegIntron™ (Peg In-tron) and REBETOL® (REB-eh-tole). Read  
13 the Medication Guide each time you refill your prescription because there may be new  
14 information. The information in this Medication Guide does not take the place of talking with  
15 your health care provider (doctor, nurse, nurse practitioner, or physician's assistant).

16  
17 **What is the most important information I should know about PegIntron™/REBETOL®**  
18 **Combo Pack therapy?**

19  
20 PegIntron™/REBETOL® Combo Pack is a treatment for some people who are infected with  
21 hepatitis C virus. However, PegIntron™/REBETOL® Combo Pack therapy can have serious  
22 side effects that may cause death in rare cases. Before you decide to start treatment, you  
23 should talk to your health care provider about the possible benefits and side effects of  
24 PegIntron™/REBETOL® Combo Pack therapy. If you begin treatment you will need to see  
25 your health care provider regularly for medical examinations and lab tests to make sure your  
26 treatment is working and to check for side effects.

27  
28 **REBETOL® capsules may cause birth defects and/or death of an unborn child. If you**  
29 **are pregnant, you or your male partner must not take PegIntron™/REBETOL® Combo**  
30 **Pack therapy. You must not become pregnant while either you or your partner are**  
31 **being treated with PegIntron™/REBETOL® Combo Pack therapy, or for 6 months**  
32 **after stopping therapy. During this time you must use two forms of birth control and**  
33 **you must have pregnancy test to show that you are not pregnant. Men and women**  
34 **should use birth control while taking the combination therapy and for 6 months**  
35 **afterwards. If you or your partner are being treated and you become pregnant, either**  
36 **during treatment or within 6 months of stopping treatment, call your health care**  
37 **provider right away. There is a Ribavirin Pregnancy Registry that collects information**  
38 **about pregnancy outcomes in female patients and female partners of male patients**  
39 **exposed to ribavirin. You or your health care provider are encouraged to contact the**  
40 **Registry at 1-800-593-2214.**

41  
42 Be assured that any information you tell the Registry will be kept confidential. (See  
43 "What should I avoid while taking PegIntron™/REBETOL® Combo Pack therapy?")

44  
45 **If you are taking PegIntron™/REBETOL® Combo Pack therapy you should call your**  
46 **health care provider immediately if you develop any of these symptoms:**



SCHERING-PLOUGH RESEARCH INSTITUTE

47  
48 **New or worsening mental health problems, such as thoughts about killing or hurting**  
49 **yourself or others, trouble breathing, chest pain, severe stomach or lower back pain,**  
50 **bloody diarrhea or bloody bowel movements, high fever, bruising, bleeding, or**  
51 **decreased vision.**

52  
53 The most serious possible side effects of PegIntron™/REBETOL® Combo Pack therapy  
54 include:

55  
56 **Problems with Pregnancy.** PegIntron™/REBETOL® Combo Pack therapy can cause  
57 **death, serious birth defects, or other harm to your unborn child. If you are a woman**  
58 **of childbearing age, you must not become pregnant during treatment and for 6 months**  
59 **after you have stopped therapy. You must have a negative pregnancy test immediately**  
60 **before beginning treatment, during treatment, and for 6 months after you have stopped**  
61 **therapy.** Both males and female patients must use effective forms of birth control  
62 **during treatment and for the 6 months after treatment is completed.** Male patients  
63 **should use a condom.** If you are a female, you must use birth control even if you believe  
64 that you are not fertile or that your fertility is low. You should talk to your health care  
65 provider about birth control for you and your partner.

66  
67 **Mental health problems and suicide.** PegIntron™/REBETOL® Combo Pack therapy may  
68 cause patients to develop mood or behavioral problems. These can include irritability  
69 (getting easily upset) and depression (feeling low, feeling bad about yourself, or feeling  
70 hopeless). Some patients may have aggressive behavior. Former drug addicts may fall back  
71 into drug addiction or overdose. Some patients think about hurting or killing themselves or  
72 other people and some have killed (suicide) or hurt themselves or others. You must tell your  
73 health care provider if you are being treated for a mental illness or had treatment in the past  
74 for any mental illness, including depression and suicidal behavior. You should tell your  
75 health care provider if you have ever been addicted to drugs or alcohol.

76  
77 **Heart problems.** Some patients taking PegIntron™/REBETOL® Combo Pack therapy may  
78 develop problems with their heart, including low blood pressure, fast heart rate, and very  
79 rarely, heart attacks. Tell your health care provider if you have had any heart problems in the  
80 past.

81  
82 **Blood problems.** PegIntron™/REBETOL® Combo Pack therapy commonly lowers two  
83 types of blood cells (white blood cells and platelets). In some patients, these blood counts  
84 may fall to dangerously low levels. If your blood counts become very low, this could lead to  
85 infections or bleeding.

86  
87 REBETOL® can cause anemia, which is a decrease in the number of red blood cells. This  
88 can be dangerous, especially for patients who already have heart or circulatory  
89 (cardiovascular) or breathing problems. Talk with your health care provider before taking  
90 PegIntron™/REBETOL® Combo Pack therapy if you have, or have ever had any  
91 cardiovascular problems. Your health care provider should check your red blood cell count



SCHERING-PLOUGH RESEARCH INSTITUTE

92 before you start therapy and often during the first 4 weeks of therapy. Your red blood cell  
93 count may be checked more often if you have any heart or breathing problems.

- 94
- 95 • **Do not take REBETOL Capsules or Oral Solution alone to treat hepatitis C**  
96 **infection.** REBETOL Capsules should be used in combination with interferon alfa-2b  
97 (INTRON A) or in combination with peginterferon alfa-2b (PegIntron) for treating  
98 chronic hepatitis C infection in adults. In children, safety and effectiveness of  
99 REBETOL Capsules or Oral Solution has only been shown when used in combination  
100 with interferon alfa-2b (INTRON A). Your health care provider or pharmacist should  
101 give you a copy of the INTRON A or PegIntron Medication Guide. They have  
102 additional important information about combination therapy not covered in this guide.  
103 PegIntron™/REBETOL® Combo Pack is not approved for the treatment of chronic  
104 hepatitis C in children.

105

106 **Body organ problems.** Certain symptoms like severe stomach pain may mean that your  
107 internal organs are being damaged. Cases of weakness, loss of coordination, and numbness  
108 due to stroke have been reported in patients taking combination PegIntron/REBETOL,  
109 including patients with few or no reported risk factors for stroke.

110

111 *For other possible side effects, see "What are the possible side effects of*  
112 *PegIntron™/REBETOL® Combo Pack therapy" in this Medication Guide.*

113

114 **What is PegIntron™/REBETOL® Combo Pack therapy?**

115 PegIntron™/REBETOL® Combo Pack consists of two medications used to treat hepatitis C  
116 infection. Patients with hepatitis C have the virus in their blood and in their liver.  
117 PegIntron™ reduces the amount of virus in the body and helps the body's immune system  
118 fight the virus. REBETOL® (ribavirin) is a drug that helps to fight the viral infection, but  
119 does not work when used by itself to treat chronic hepatitis C.

120

121 It is not known if PegIntron™/REBETOL® Combo Pack therapy can cure hepatitis C  
122 (permanently eliminate the virus), or if it can prevent liver failure or liver cancer that is  
123 caused by hepatitis C infection.

124

125 It is also not known if PegIntron™/REBETOL® Combo Pack therapy will prevent one  
126 infected person from infecting another person with hepatitis C.

127

128 **Who should not take PegIntron™/REBETOL® Combo Pack therapy?**

129 Do not take PegIntron™/REBETOL® Combo Pack therapy if you:

- 130 • are pregnant, planning to get pregnant during treatment or during the 6 months after  
131 treatment, or breast-feeding
- 132
- 133 • are a male patient with a female sexual partner who is pregnant, or plans to become  
134 pregnant at any time while you are being treated with REBETOL®, or during the 6  
135 months after your treatment has ended.



SCHERING-PLOUGH RESEARCH INSTITUTE

- 137       • have hepatitis caused by your immune system attacking your liver (autoimmune  
138       hepatitis) or unstable liver disease.  
139
- 140       • had an allergic reaction to another alpha interferon or are allergic to any of the  
141       ingredients in PegIntron™ or REBETOL® Capsules. If you have any doubts, ask  
142       your health care provider.  
143
- 144       • Do not take PegIntron™/REBETOL® Combo Pack therapy if you have abnormal red  
145       blood cells such as sickle-cell anemia or thalassemia major.  
146

147 **If you have any of the following conditions or serious medical problems, discuss them**  
148 **with your health care provider before taking PegIntron™/REBETOL® Combo Pack**  
149 **therapy:**

- 150       • depression or anxiety  
151       • sleep problems  
152       • high blood pressure  
153       • previous heart attack, or other heart problems  
154       • liver problems (other than hepatitis C infection)  
155       • any kind of autoimmune disease (where the body's immune system attacks the body's  
156       own cells), such as psoriasis, systemic lupus erythematosus, rheumatoid arthritis  
157       • thyroid problems  
158       • diabetes  
159       • colitis (inflammation of the bowels)  
160       • cancer  
161       • hepatitis B infection  
162       • HIV infection  
163       • kidney problems  
164       • bleeding problems  
165       • alcoholism  
166       • drug abuse or addiction  
167       • body organ transplant and are taking medicine that keeps your body from rejecting your  
168       transplant (suppresses your immune system).  
169  
170

171 **How should I take PegIntron™/REBETOL® Combo Pack therapy?**

172 Your health care provider will determine the correct dose (based on your weight).  
173 PegIntron™/REBETOL® Combo Pack therapy is given for one year. Take your prescribed  
174 dose of PegIntron™ ONCE A WEEK, on the same day of each week and at approximately  
175 the same time. Take the medicine for the full year and do not take more than the prescribed  
176 dose. REBETOL® Capsules should be taken with food. It is important to follow your  
177 dosing schedule and your health care providers instructions on how to take your medicines.  
178 Under no circumstances should REBETOL Capsules be opened, crushed or broken. When  
179 you take REBETOL® with food, more of the medicine (70% more on average) is taken up by  
180 your body. You should take REBETOL® the same way every day (twice a day with food) to



SCHERING-PLOUGH RESEARCH INSTITUTE

181 keep the medicine in your body at a steady level. This will help your health care provider to  
 182 decide how your treatment is working and how to change the number of REBETOL®  
 183 capsules you take if you have side effects from REBETOL®. **Be sure to read the**  
 184 **Medication Guide for PegIntron™/REBETOL® for complete instructions on how to**  
 185 **take this medicine.**

186  
 187 You should be completely comfortable with how to prepare PegIntron™, how to set the dose  
 188 you take, and how to inject yourself before you use PegIntron™ for the first time.  
 189 PegIntron™ comes as a REDIPEN® single-use delivery system. See the attached appendix  
 190 for detailed instructions for preparing and giving a dose of PegIntron™.

191  
 192 If you miss a dose of the PegIntron™ product, take the missed dose as soon as possible  
 193 during the same day or the next day, then continue on your regular dosing schedule. If  
 194 several days go by after you miss a dose, check with your health care provider about what to  
 195 do. Do not double the next dose or take more than one dose a week without talking to your  
 196 health care provider. Call your health care provider right away if you take more than your  
 197 prescribed PegIntron™ dose. Your health care provider may wish to examine you more  
 198 closely, and take blood for testing.

199  
 200 If you miss a dose of REBETOL® capsules, take the missed dose as soon as possible during  
 201 the same day. If an entire day has gone by, check with your health care provider about what  
 202 to do. Do not double the next dose.

203  
 204 You must get regular blood tests to help your health care provider check how the treatment is  
 205 working and to check for side effects.

206  
 207 Tell your health care provider if you are taking or planning to take other prescription or non-  
 208 prescription medicines, including vitamin and mineral supplements and herbal medicines.

209  
 210 **What should I avoid while taking PegIntron™/REBETOL® Combo Pack therapy?**

211 • If you are pregnant do not start taking PegIntron™/REBETOL® Combo Pack therapy.  
 212 • Avoid becoming pregnant while taking PegIntron™/REBETOL® Combo Pack therapy.  
 213 PegIntron™/REBETOL® Combo Pack therapy may harm your unborn child (death or serious  
 214 birth defects) or cause you to lose your baby (miscarry). **If you or your partner becomes**  
 215 **pregnant during treatment or during the 6 months after treatment with**  
 216 **PegIntron™/REBETOL® Combo Pack therapy, immediately report the pregnancy to**  
 217 **your health care provider. You or your health care provider should call 1-800-593-**  
 218 **2214.** By calling this number, information about you and/or your partner will be added to a  
 219 pregnancy registry that will be used to help you and your health care provider make decisions  
 220 about your treatment for hepatitis in the future. You, your partner, and/or your health care  
 221 provider will be asked to provide follow-up information on the outcome of the pregnancy. Be  
 222 assured that any information you tell the Registry will be kept confidential.

223  
 224  
 225 • **Breastfeeding.** The medicine may pass through your milk and harm the baby.



SCHERING-PLOUGH RESEARCH INSTITUTE

- 226 • **Drinking alcohol**, including beer, wine, and liquor. This may make your liver disease  
227 worse.
- 228 • **Taking other medicines**. Take only medicines prescribed or approved by your health  
229 care provider. These include prescription and nonprescription medicines and herbal  
230 supplements.

231

232 **What are the most common side effects of REBETOL Capsules and Oral Solution?**

233 **The most serious possible side effects of REBETOL Capsules and Oral Solution are:**

234

- 235 • **Harm to unborn children**. REBETOL Capsules and Oral Solution may cause birth  
236 defects or death of an unborn child. (For more details, see “**What is the most**  
237 **important information I should know about REBETOL Capsules or Oral**  
238 **Solution?**”)
- 239
- 240 • **Anemia**. Anemia is a reduction in the number of red blood cells you have which can be  
241 dangerous, especially if you have heart or breathing problems. Tell your health care  
242 provider right away if you feel tired, have chest pain or shortness of breath. These  
243 may be signs of low red blood cell counts.
- 244
- 245 • Do not breast-feed your baby while taking PegIntron™.

246

247 **What are the possible side effects of PegIntron™/REBETOL® Combo Pack therapy?**

248

249 **Possible, serious side effects include:**

250 **Mental health problems including suicide, blood problems, heart problems, body organ**  
251 **problems**. See “What is the most important information I should know about  
252 PegIntron™/REBETOL® Combo Pack therapy?”

253

254 **Other body organ problems**. A few patients have lung problems (such as pneumonia or  
255 inflammation of the lung tissue), inflammation of the kidney, and eye disorders.

256

257 **New or worsening autoimmune disease**. Some patients taking PegIntron™/REBETOL®  
258 Combo Pack therapy develop autoimmune diseases (a condition where the body’s immune  
259 cells attack other cells or organs in the body), including rheumatoid arthritis, systemic lupus  
260 erythematosus, and psoriasis. In some patients who already have an autoimmune disease, the  
261 disease worsens on PegIntron™/REBETOL® Combo Pack therapy.

262

263 **Common but less serious side effects include:**

264

265 **Flu-like symptoms**. Most patients who take PegIntron™/REBETOL® Combo Pack therapy  
266 have “flu-like” symptoms (headache, muscle aches, tiredness, and fever). Some of these  
267 symptoms (fever, headache) usually lessen after the first few weeks of therapy. You can  
268 reduce some of these symptoms by injecting your PegIntron™ dose at bedtime. Over-the-  
269 counter pain and fever reducers, such as acetaminophen or ibuprofen, can be used to prevent  
270 or reduce the fever and headache.

271



SCHERING-PLOUGH RESEARCH INSTITUTE

272 **Extreme fatigue (tiredness).** Many patients become extremely tired while on  
273 PegIntron™/REBETOL® Combo Pack therapy.

274

275 **Appetite problems.** Nausea, loss of appetite, and weight loss, occur commonly.

276

277 **Thyroid problems.** Some patients develop changes in the function of their thyroid.  
278 Symptoms of thyroid changes include the inability to concentrate, feeling cold or hot all the  
279 time, a change in your weight, and changes to your skin.

280

281 **Blood sugar problems.** Some patients develop problems with the way their body controls  
282 their blood sugar, and may develop high blood sugar or diabetes.

283

284 **Skin reactions.** Redness, swelling, and itching are common at the site of injection. If after  
285 several days these symptoms do not disappear, contact your health care provider. You may  
286 get a rash during therapy. If this occurs, your health care provider may recommend  
287 medicine to treat the rash.

288

289 **Hair thinning.** Hair thinning is common during PegIntron™/REBETOL® Combo Pack  
290 treatment. Hair loss stops and hair growth returns after therapy is stopped.

291

292 These are not all of the side effects of PegIntron™/REBETOL® Combo Pack therapy. Your  
293 health care provider or pharmacist can give you a more complete list.

294

295 Call your doctor for medical advice about side effects. You may report side effects to FDA at  
296 1-800-FDA-1088.

297

#### 298 **General advice about prescription medicines:**

299 Medicines are sometimes prescribed for purposes other than those listed in a Medication  
300 Guide. If you have any concerns about PegIntron™/REBETOL® Combo Pack therapy, ask  
301 your health care provider. Your health care provider or pharmacist can give you information  
302 about PegIntron™/REBETOL® Combo Pack therapy that was written for health care  
303 professionals. Do not use PegIntron™/REBETOL® Combo Pack therapy for a condition for  
304 which it was not prescribed. Do not share this medication with other people.

305

306

#### 307 **How do I store my PegIntron™/REBETOL® Combo Pack package?**

308

309 The PegIntron™/REBETOL® Combo Pack package should be stored in the refrigerator at 2°-  
310 8°C (36°-46°F).

311

312 When separated, the individual bottle of REBETOL® Capsules should be stored at room  
313 temperature 25°C (77°F).

314

315 When separated, the PegIntron™ REDIPEN® should be stored in the refrigerator at 2°-8°C  
316 (36°-46°F); avoid exposure to heat. After mixing, the PegIntron™ solution should be used



SCHERING-PLOUGH RESEARCH INSTITUTE

317 immediately but may be stored in the refrigerator up to 24 hours at 2°-8°C (36°-46°F). The  
 318 solution contains no preservatives. DO NOT FREEZE.

319

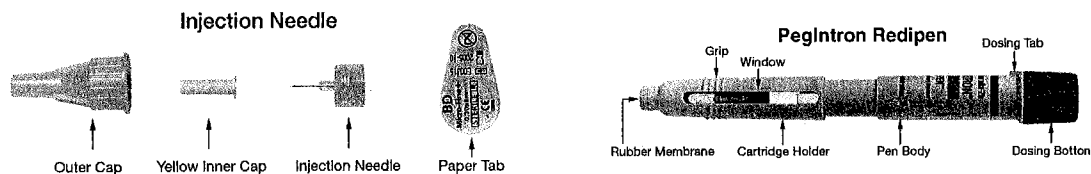
### 320 How do I prepare and inject the PegIntron™ REDIPEN® Dose?

321

322 The PegIntron™ REDIPEN® system is for a single use, by one person only, ONCE A  
 323 WEEK. The REDIPEN® must not be shared. Use only the injection needle provided in the  
 324 packaging for the PegIntron™ REDIPEN® system. If you have problems with the  
 325 REDIPEN® system or the PegIntron™ solution, you should contact your health care  
 326 provider, or pharmacist.

327

328 The following instructions explain how to prepare and inject yourself with the PegIntron™  
 329 REDIPEN® system. Please read the instructions carefully and follow them step by step. Your  
 330 health care provider will instruct you on how to self-inject with the PegIntron™ REDIPEN®.  
 331 Do not attempt to inject yourself unless you are sure you understand the procedure and  
 332 requirements for self-injection.



333

334

### 335 How to use the PegIntron™ REDIPEN® Single-dose Delivery System.

336

#### 337 Preparation

338

- 339 1. Find a clean, well-lit, non-slip flat working surface and assemble all of the supplies you  
 340 will need for an injection. All of the supplies you will need are in the PegIntron™  
 341 REDIPEN® package. The package contains:  
 342     ▪ a PegIntron™ REDIPEN® Single-dose Delivery System  
 343     ▪ one disposable needle  
 344     ▪ two alcohol swabs, and  
 345     ▪ dosing tray (The dosing tray is the bottom half of the REDIPEN® package.)  
 346
- 347 2. Take the PegIntron™ REDIPEN® out of the refrigerator and allow the medicine to come  
 348 to room temperature. Before removing the REDIPEN® from the carton, check the  
 349 expiration date printed on the PegIntron™ REDIPEN® carton to make sure that the  
 350 expiration date has not passed. Do not use if the expiration date has passed.
- 351 3. After taking the PegIntron™ REDIPEN® out of the carton, look in the window of the  
 352 REDIPEN® and make sure the PegIntron™ in the cartridge holder window is a white, to  
 353 off- white tablet that is whole, in pieces, or powdered.
- 354 4. Wash your hands thoroughly with soap and water, rinse, and towel dry. It is important  
 355 to keep your work area, your hands, and the injection site clean to minimize the risk of  
 356 infection.



SCHERING-PLOUGH RESEARCH INSTITUTE



357

358

**1. Mix the Drug**

359

360

**Key points:**

361

362

**Before you mix the PegIntron™, make sure it is at room temperature. It is important that you keep the PegIntron™ REDIPEN® UPRIGHT (Dosing Button down) as shown in Figure 1.**

363

364

365

366

a. Hold the PegIntron™ REDIPEN® UPRIGHT (Figure 1a) in the dosing tray on a hard, flat, non-slip surface with the dosing button **down**. You may want to hold the REDIPEN® using the grip.

367

368

369

370

b. To mix the powder and the liquid, keep the REDIPEN® upright in the dosing tray and press the top half of the REDIPEN® downward toward the hard, flat, non-slip surface **until you hear the click** (Figure 1b). Once you've heard the click, you will notice in the window that both dark stoppers are now touching. The dosing button should be flush with the pen body.

371

372

373

374

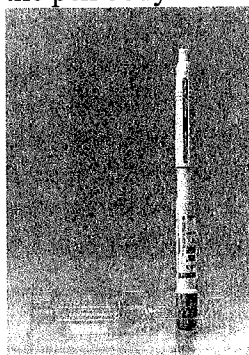


Figure 1a

375

376

377

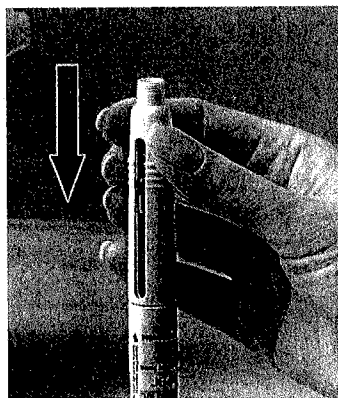


Figure 1b

378

379

380

381

c. Wait several seconds for the powder to completely dissolve.

382


383



SCHERING-PLOUGH RESEARCH INSTITUTE

384  
385

d. Gently turn the PegIntron™ REDIPEN® upside down twice (Figure 2). To avoid excessive foaming, **DO NOT SHAKE**.



386  
387

Figure 2

388  
389  
390  
391  
392  
393  
394  
395  
396  
397  
398

e. Keep the PegIntron™ REDIPEN® **UPRIGHT**, with the dosing button down. Then, look through the REDIPEN® window to see that the mixed PegIntron™ solution is completely dissolved. The solution should be clear and colorless **before use**. Before attaching the needle, it is normal to see some small bubbles in the REDIPEN® window, near the top of the solution. Do not use the solution if it is discolored, or not clear, or if particulates are present.

f. Place the PegIntron™ REDIPEN® back into the dosing tray provided in the packaging (Figure 3). The dosing button will be on the bottom.




Figure 3

399  
400  
401  
402  
403  
404  
405  
406  
407  
408

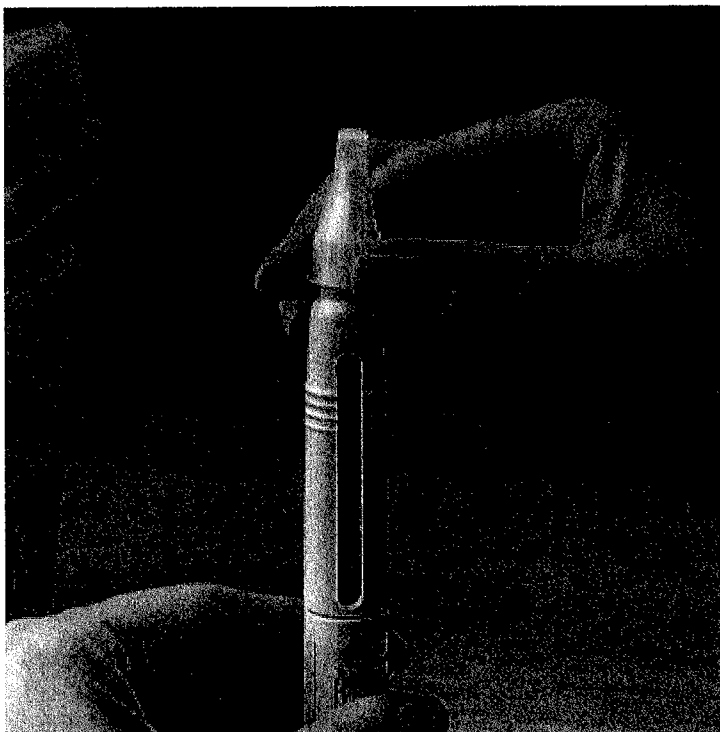
## **2. Attach the Needle**

a. Wipe the rubber membrane of the PegIntron™ REDIPEN® with one alcohol swab.



SCHERING-PLOUGH RESEARCH INSTITUTE

409 b. Remove the protective paper tab from the injection needle, but do NOT remove either the  
 410 outer cap or the yellow inner cap from the injection needle. Keeping the PegIntron™ REDIPEN®  
 411 UPRIGHT in the dosing tray, FIRMLY push the injection needle straight into the REDIPEN®  
 412 rubber membrane, and screw it firmly in place, in a clockwise direction (**Figure 4**). Remember  
 413 to leave the needle caps in place when you attach the needle to the REDIPEN®. Pushing the  
 414 needle through the rubber membrane, “primes” the needle and allows the extra liquid and air in  
 415 the pen to be removed.  
 416



417  
 418 **Figure 4**  
 419

420 NOTE: Some fluid will trickle out. This is **normal**. The dark stoppers move up and you will no  
 421 longer see the fluid in the window once the needle is successfully primed.  
 422

423  
 424  
 425  
 426 **3. Dialing the Dose**  
 427

428 a. **Remove the PegIntron™ REDIPEN® from the dosing tray (Figure 5a).**  
 429 Holding the PegIntron™ REDIPEN® firmly, pull the dosing button out as far as it will  
 430 go. -You will see a dark band-  
 431

432 **Do not push the dosing button in until you are ready to self-inject the PegIntron™**  
 433 **dose.**  
 434



SCHERING-PLOUGH RESEARCH INSTITUTE

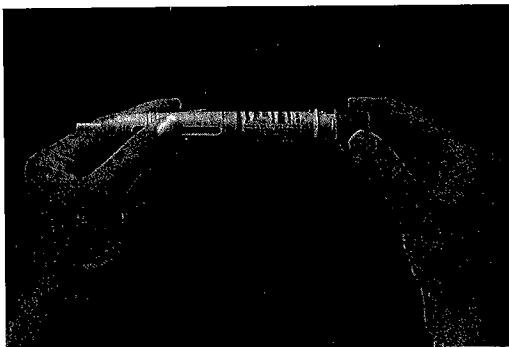


Figure 5a

435  
436  
437  
438  
439  
440  
441

b. Turn the dosing button until your prescribed dose is lined up with the dosing tab (Figure 5b). The dosing button will turn freely. If you have trouble dialing your dose, check to make sure the dosing button has been pulled out as far as it will go (Figure 5c).

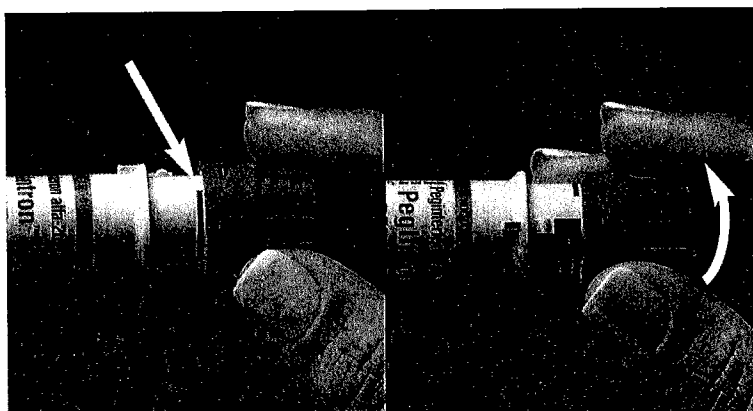


Figure 5b

Figure 5c

442  
443  
444  
445  
446  
447  
448

c. Carefully lay the PegIntron™ REDIPEN® down on a hard, flat, non-slip surface. Do NOT remove either of the needle caps and do NOT push the dosing button in until you are ready to self-inject the PegIntron™ dose.

452  
453  
454  
455  
456  
457  
458  
459

#### **4. Injecting the PegIntron™ Dose**

##### **Choosing an Injection Site**

The best sites for giving yourself an injection are those areas with a layer of fat between the skin and muscle, like your thigh, the outer surface of your upper arm, and abdomen. Do not inject yourself in the area near your navel or waistline. If you are very thin, you should only use the thigh or outer surface of the arm for injection.




SCHERING-PLOUGH RESEARCH INSTITUTE

460 You should use a different site each time you inject PegIntron™ to avoid soreness at any  
 461 one site. Do not inject PegIntron™ into an area where the skin is irritated, red, bruised,  
 462 infected, or has scars, stretch marks, or lumps.

463  
 464  
 465  
 466  
 467  
 468  
 469  
 470

- a. Clean the skin where the injection is to be given with the second alcohol swab provided, and wait for the area to dry.
- b. Remove the **outer** cap from the needle (**Figure 6a**). There may be some liquid around the yellow inner needle cap (**Figure 6b**). This is normal.




471  
 472

Figure 6a

Figure 6b

473  
 474  
 475  
 476  
 477

- c. Once the injection site is dry, remove the **yellow** inner needle cap (**Figure 6c**). You are now ready to inject.



478  
 479

Figure 6c

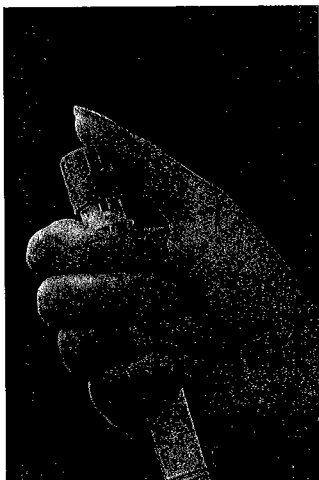
480  
 481  
 482  
 483

- d. Hold the PegIntron™ REDIPEN® with your fingers wrapped around the pen body barrel and your thumb on the dosing button (**Figure 7**).
- With your other hand, pinch the skin in the area you have cleaned for injection.



SCHERING-PLOUGH RESEARCH INSTITUTE

- 484
- 485
- 486
- 487
- 488
- Insert the needle into the pinched skin at an angle of 45° to 90°.
  - Press the dosing button down slowly and firmly until you can't push it any further.
  - Keep your thumb pressed down on the dosing button for an additional 5 seconds to ensure that you get the complete dose.
  - Remove the needle from your skin.



489

490 **Figure 7**

491

492 **c. Gently press the injection site with a small bandage or sterile gauze if necessary for a**  
 493 **few seconds but do not massage the injection site. If there is bleeding, cover with an**  
 494 **adhesive bandage. DO NOT RECAP THE NEEDLE and DO NOT REUSE the**  
 495 **REDIPEN®.**

496

497 **How do I Dispose of the REDIPEN®?**

498 Discard the REDIPEN® and needle and any solution remaining in the REDIPEN® in a sharps  
 499 container or other puncture-resistant container like a metal coffee can. DO NOT use glass or  
 500 clear plastic containers. Ask your health care provider how to dispose of a full container.  
 501 Always keep the container out of reach of children.

502

503 **After 2 hours, check the injection site for redness, swelling, or tenderness.**  
 504 **If you have a skin reaction and it doesn't clear up in a few days, contact**  
 505 **your health care provider.**

506

507 *This Medication Guide has been approved by the U.S. Food and Drug Administration.*

508

509 Manufactured by: Schering Corporation, Kenilworth, NJ 07033 USA

510 **DATE 06/08**



SCHERING-PLOUGH RESEARCH INSTITUTE