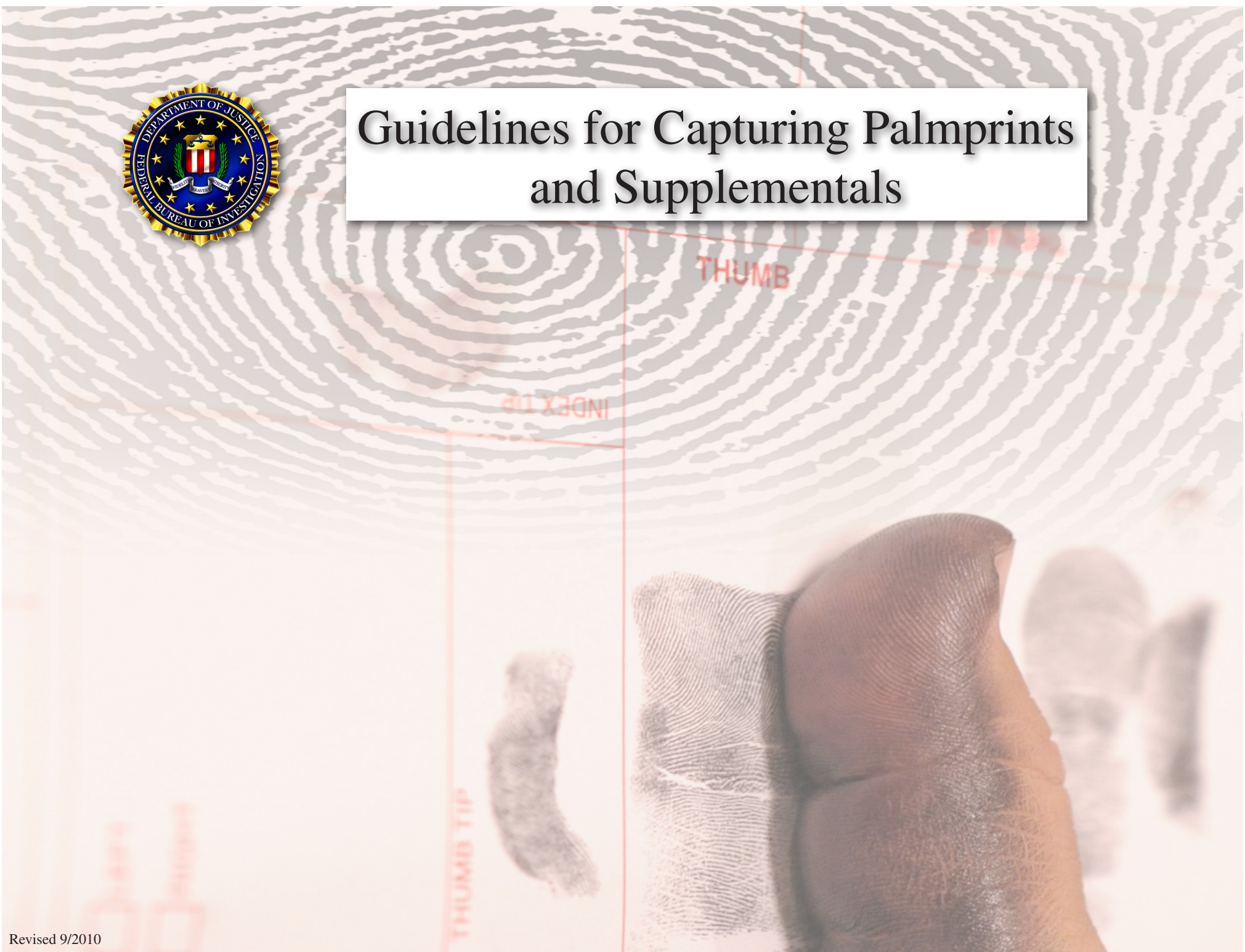




# Guidelines for Capturing Palmprints and Supplementals

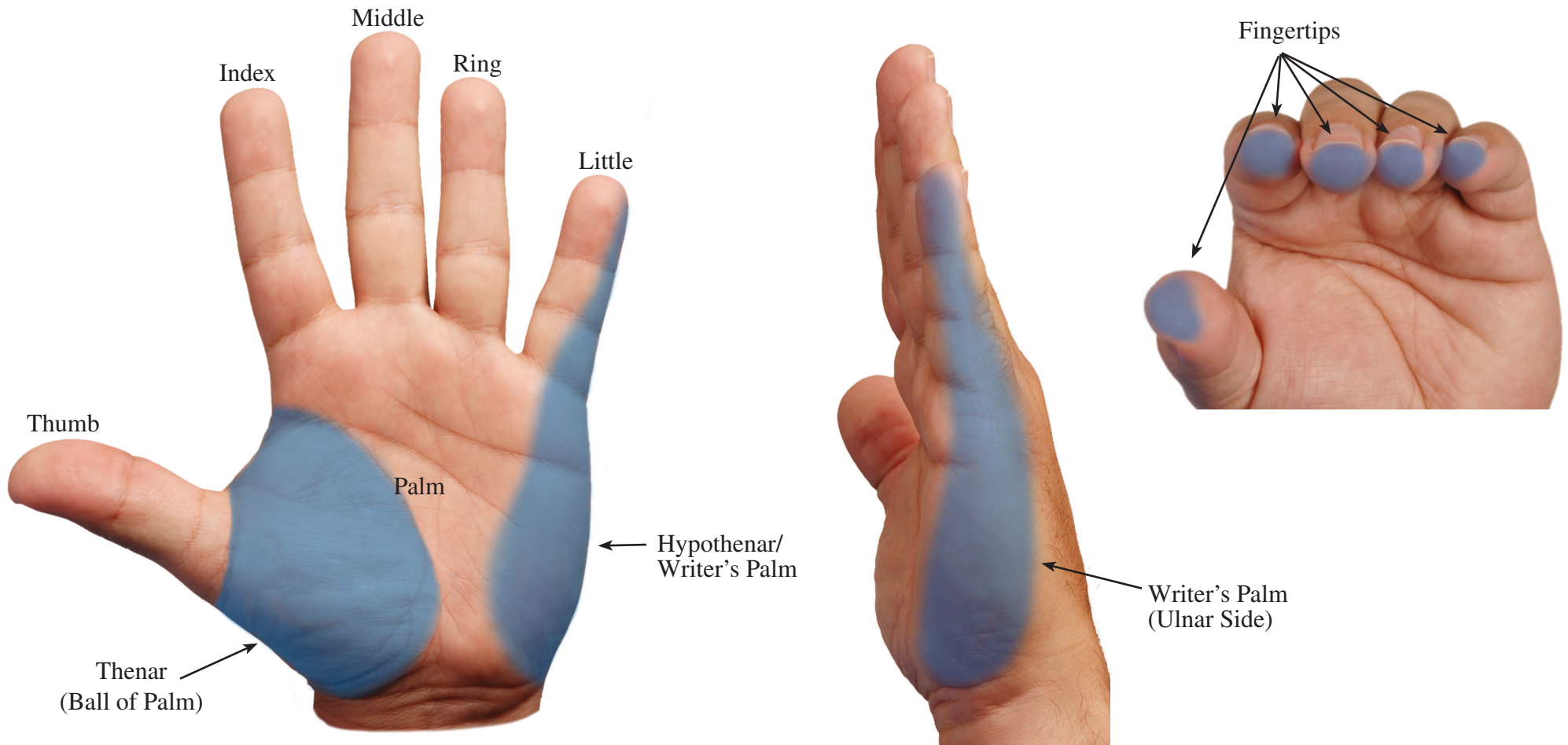


# Guidelines for Capturing Palmprints and Supplementals

## General Overview:

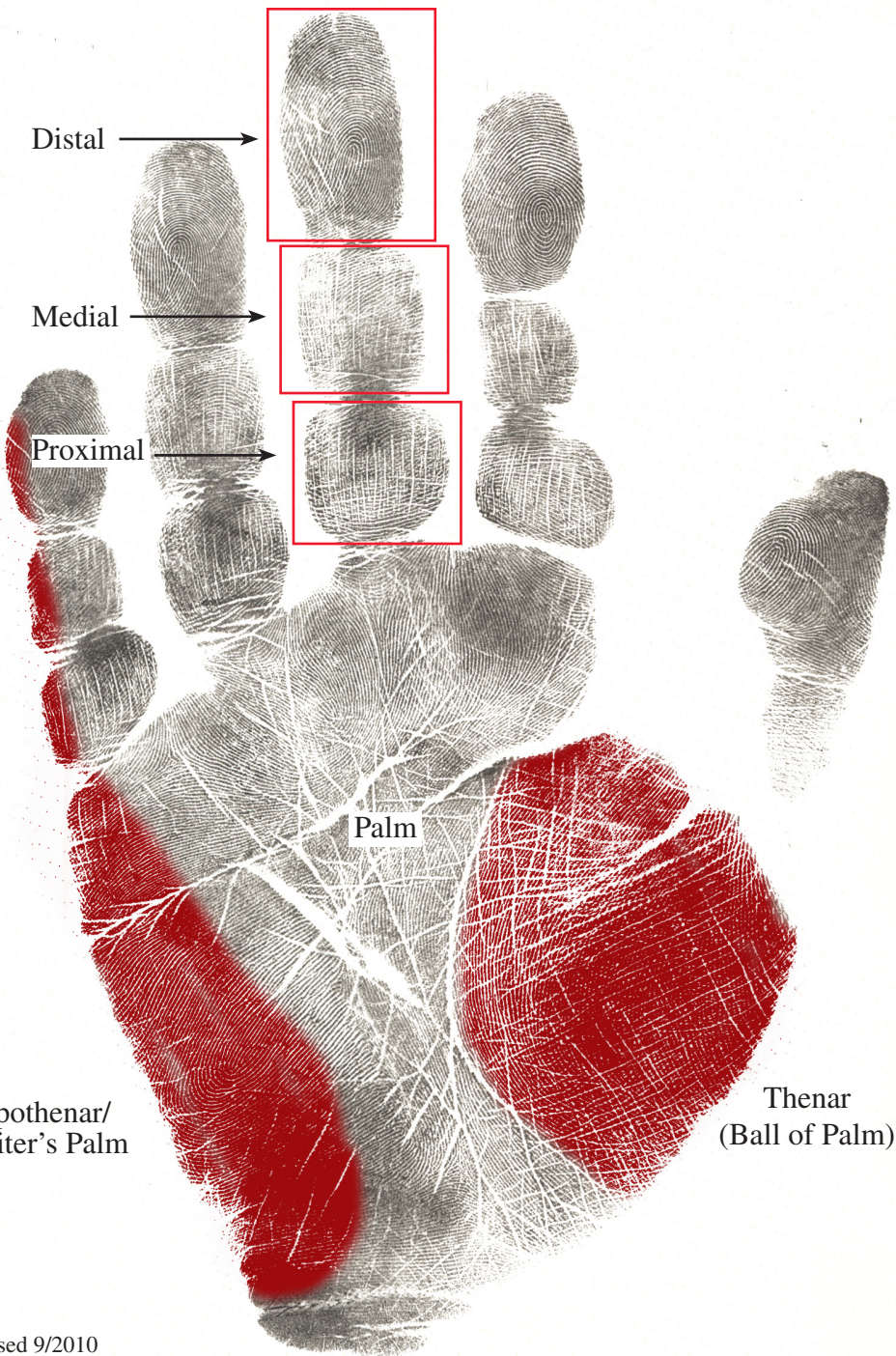
- The FBI will implement palmprint and supplemental print search capabilities as part of its Next Generation Identification (NGI) effort
- As of July 2010, the FD-884 (10-28-99) and FD-884a (5-07-07) have been revised and will be available in the near future. This guideline represents the final state, in which the only change made is the orientation of the text within the same capture block. Existing cards will be accepted; however, please ensure that the capture of the friction ridge information is oriented as depicted within this guide
- Orientation guidelines are provided for your reference

## Hand with basic regions noted:

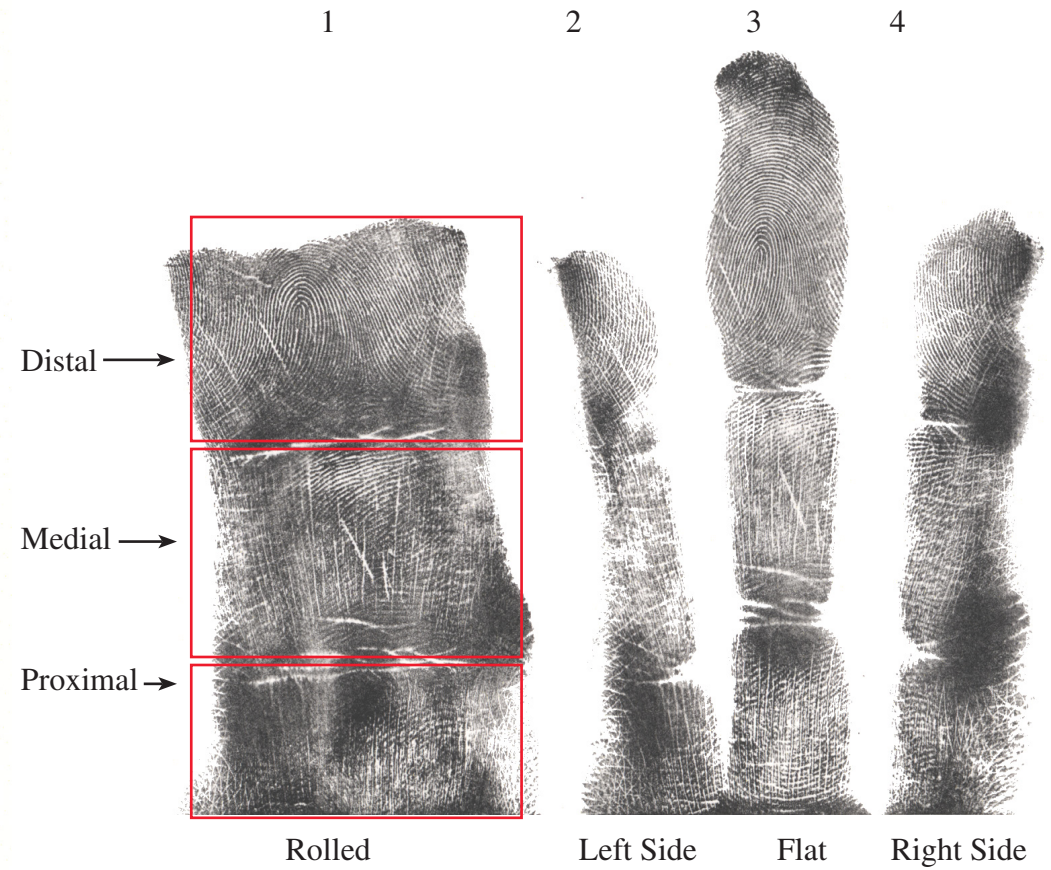




**Hand with basic regions noted:**



**MIDDLE**



**Note:** For more information please see Electronic Biometric Transmission Specification (EBTS) at [www.fbibiospecs.org](http://www.fbibiospecs.org)



## Form 884: Palmprint Card (Front Side)

- This guide is for print orientation purposes only
- To ensure standard capture of each print, all fingers/tips/palms must be oriented in the direction of the text within the capture block
- Each impression must be captured completely within the box provided in a vertical, upright position

### Writer's Palm Impression:

- Ulnar side of hand placed in a vertical, upright position with base of wrist in line with edge of card and fingertip oriented in direction of text within the capture block

### Palm Impression

- Circle left or right palm orientation
- Orientation of palm must mirror image of palm illustration in a vertical, upright position with base of wrist in line with edge of card and fingertips oriented in direction of image

IDENTIFICATION NO.	LAST NAME	FIRST NAME	MIDDLE NAME	SID NUMBER	FBI NUMBER
DATE PRINTED	SIGNATURE OF OFFICIAL TAKING PRINTS		ID NUMBER	CONTRIBUTOR (ORI)	

The image shows a palmprint card with several impressions. At the top, there are fields for identification information. Below these are two impressions: a 'WRITER'S PALM IMPRESSION' and an 'INDEX FINGER' impression. A blue circle highlights a small diagram of a left hand on the left side of the card. A red diagram of a right hand is on the right side. The bottom half of the card features a large, detailed palm impression of the entire hand.

### Index Finger:

- Roll finger with tip oriented in direction of text within the capture block

**Note:** Purpose is to verify palmprint with tenprint



## Form 884: Palmprint Card (Back Side)

- This guide is for print orientation purposes only

### Thumb/Index/Middle/Ring/Little:

- Using the same hand printed on the front side of the card, roll each finger in the appropriate block
- Each impression must be captured completely within the capture block provided in a vertical, upright position with fingertips oriented in the direction of text

**Note:** Area above rolled prints needs to remain blank





## Form 884a: Supplemental Finger and Palmprint Card (Front Side)

- This guide is for print orientation purposes only
- To ensure standard capture of each print, all fingers/tips/palms must be oriented in the direction of the text within the capture block
- Each impression must be captured completely within the box provided in a vertical, upright position

**Note:** Select Left or Right hand. Images must be captured in the following sequence: *fully rolled*, *left edge*, *flat*, *right edge* impressions

### **Thumb Tip:**






- Orient tip of thumb in direction of text within the capture block

### **Thumb:**

- Orient thumb in direction of text within the capture block
- Capture one *fully rolled* thumb impression
- Capture one *left edge* thumb impression
- Capture one *flat* thumb impression
- Capture one *right edge* thumb impression

IDENTIFICATION NO.	LAST NAME	FIRST NAME	MIDDLE NAME	SID NUMBER	FBI NUMBER
DATE PRINTED	SIGNATURE OF OFFICIAL TAKING PRINTS		ID NUMBER	CONTRIBUTOR (ORI)	

<input checked="" type="checkbox"/> LEFT <input type="checkbox"/> RIGHT		
THUMB TIP	INDEX TIP	
	THUMB	INDEX
	THENAR	 Ball of Palm from One Hand or 

### **Index Tip:**

- Orient tip of index finger in direction of text within the capture block

### **Index:**

- Orient index finger in direction of text within the capture block
- Capture one *fully rolled* index finger impression
- Capture one *left edge* index finger impression
- Capture one *flat* index finger impression
- Capture one *right edge* index finger impression

### **Thenar:**

- Orient ball of palm in the direction of text within the capture block with base of wrist in line with edge of card
- Obtain an impression



## Form 884a: Supplemental Finger and Palmprint Card (Back Side)

- This guide is for print orientation purposes only

### Little Tip:

- Orient tip of little finger in direction of text within the capture block

### Little:

- Orient little finger in direction of text within the capture block
- Capture one *fully rolled* little finger impression
- Capture one *left edge* little finger impression
- Capture one *flat* little finger impression
- Capture one *right edge* little finger impression

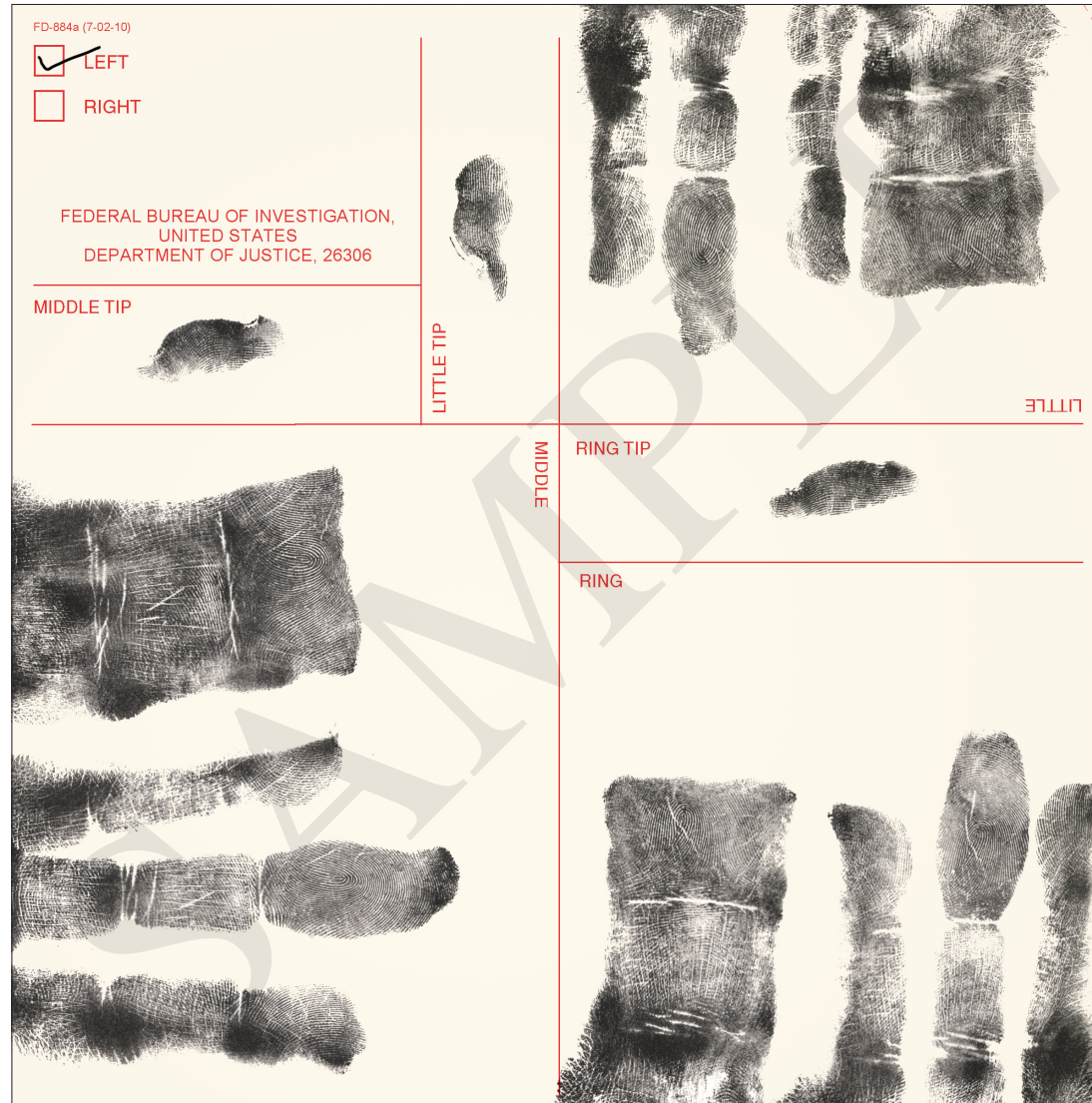
**Note:** Select Left or Right hand. All impressions must be captured in a vertical, upright position

### Middle Tip:

- Orient tip of middle finger in direction of text within the capture block

### Middle:

- Orient middle finger in direction of text within the capture block
- Capture one *fully rolled* middle finger impression
- Capture one *left edge* middle finger impression
- Capture one *flat* middle finger impression
- Capture one *right edge* middle finger impression



### Ring Tip:

- Orient tip of ring finger in direction of text within the capture block

### Ring:

- Orient ring finger in direction of text within the capture block
- Capture one *fully rolled* ring finger impression
- Capture one *left edge* ring finger impression
- Capture one *flat* ring finger impression
- Capture one *right edge* ring finger impression



# Contact and Ordering Information

- As of July 2010, the FD-884 (10-28-99) and FD-884a (5-07-07) have been revised and will be available in the near future. Existing cards will be accepted; however, please ensure that the capture of the friction ridge information is oriented as depicted within this guide
- To order revised FD-884 (7-02-10) (Palmprint) and revised FD-884a (7-02-10) (Supplemental Finger and Palmprint) cards at no charge from the FBI, contact the Fingerprint Supply Center at 304-625-3983 or visit our website: [www.fbi.gov/hq/cjisd/forms/orderingfps.htm](http://www.fbi.gov/hq/cjisd/forms/orderingfps.htm)
- For livescan submissions, please refer to the Electronic Biometric Transmission Specification (EBTS), available at [www.fbibiospecs.org](http://www.fbibiospecs.org)
- Additional questions: Contact the Customer Service Group at 304-625-5590 or [liaison@leo.gov](mailto:liaison@leo.gov)
- Submit comments regarding palmprint cards and/or this guide to the Criminal Justice Information Services Division at [latentservices@leo.gov](mailto:latentservices@leo.gov)

IDENTIFICATION NO.	LAST NAME	FIRST NAME	MIDDLE NAME	ID NUMBER	FBI NUMBER
DATE PRINTED	SIGNATURE OF OFFICIAL TAKING PRINTS		ID NUMBER	CONTRIBUTOR (CR)	
<input type="checkbox"/> LEFT <input type="checkbox"/> RIGHT					
THUMB TIP	INDEX TIP				
		THUMB	INDEX		
		THENAR			

FD-884a (7-02-10)	
<input type="checkbox"/> LEFT <input type="checkbox"/> RIGHT	
FEDERAL BUREAU OF INVESTIGATION, UNITED STATES DEPARTMENT OF JUSTICE, 26306	
MIDDLE TIP	LITTLE TIP
	RING TIP
	RING
	LITTLE

IDENTIFICATION NO.	LAST NAME	FIRST NAME	MIDDLE NAME	ID NUMBER	FBI NUMBER
DATE PRINTED	SIGNATURE OF OFFICIAL TAKING PRINTS		ID NUMBER	CONTRIBUTOR (CR)	
FEDERAL BUREAU OF INVESTIGATION, UNITED STATES DEPARTMENT OF JUSTICE 1000 CUSTER HOLLOW ROAD, CLARKSBURG, WEST VIRGINIA 26306					
			INDEX FINGER		
			MIDDLE FINGER		
			RING FINGER		
			MIDDLE		
			RING		
			LITTLE		

FD-884 (7-02-10)				
FEDERAL BUREAU OF INVESTIGATION, UNITED STATES DEPARTMENT OF JUSTICE 1000 CUSTER HOLLOW ROAD, CLARKSBURG, WEST VIRGINIA 26306				
THUMB	INDEX	MIDDLE	RING	LITTLE