

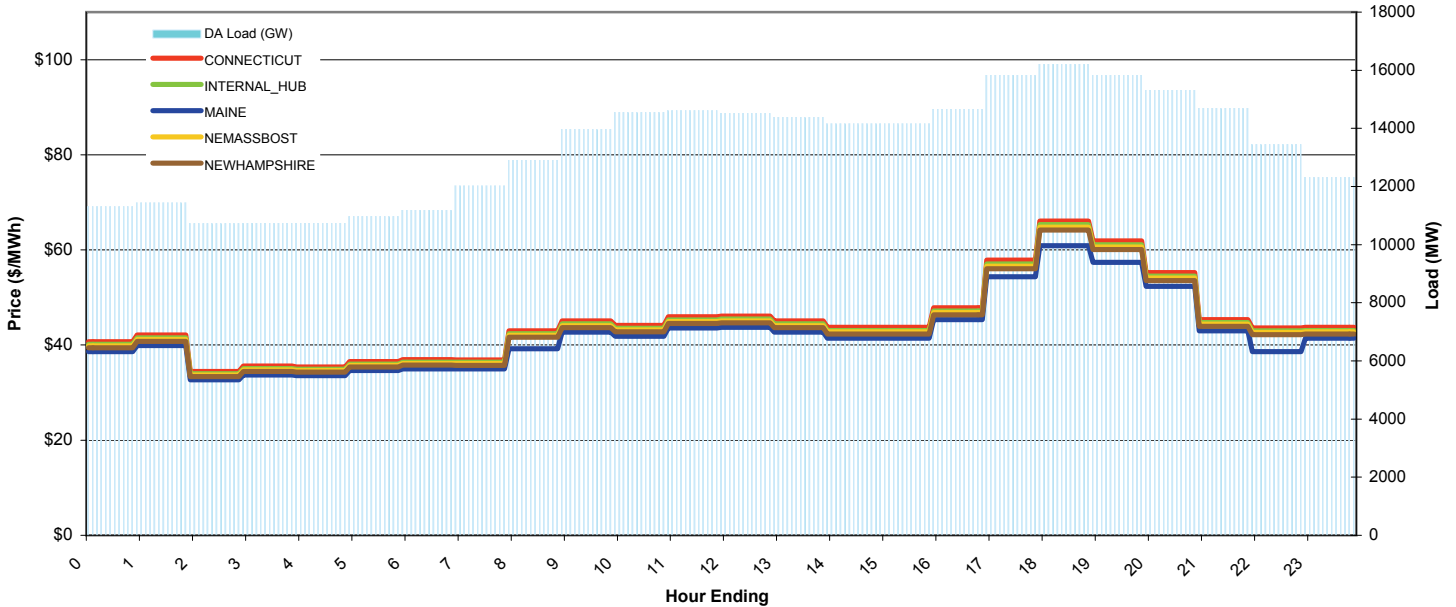
# ISO-NE Daily Report

Report for 03/01/2009

Price Color Codes: <=0 >=100 >=200

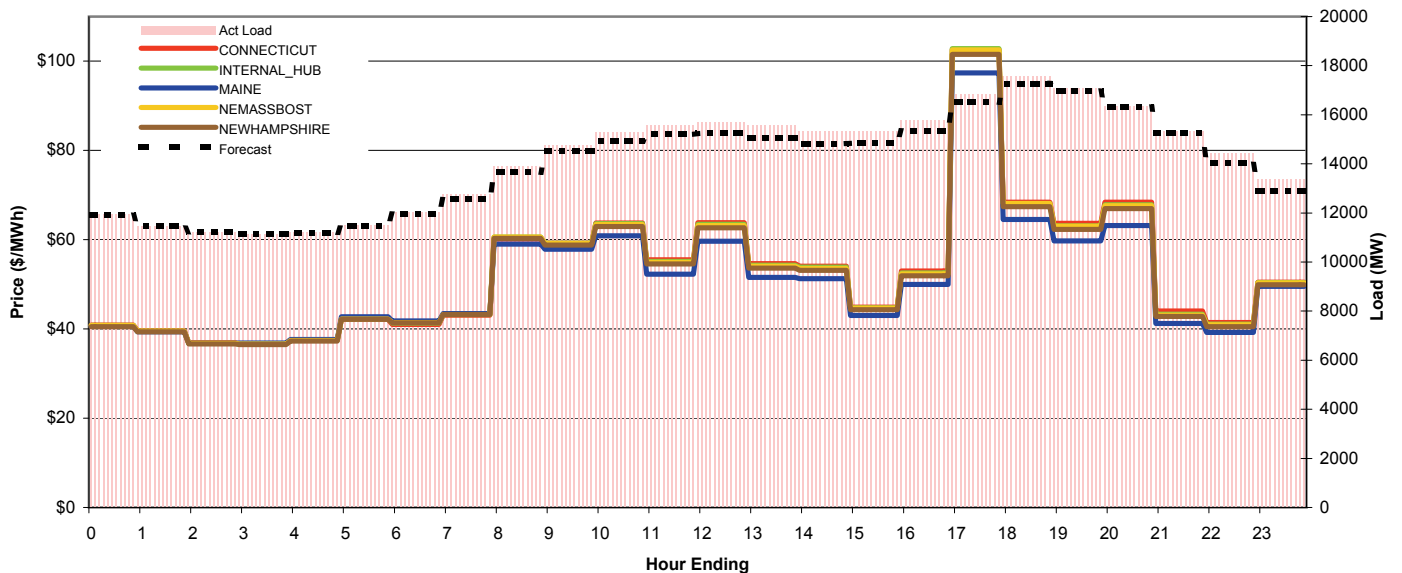
## Day-Ahead Prices and Cleared Load

	HE1	HE2	HE3	HE4	HE5	HE6	HE7	HE8	HE9	HE10	HE11	HE12	HE13	HE14	HE15	HE16	HE17	HE18	HE19	HE20	HE21	HE22	HE23	HE24	avg all/peak
CONNECTICUT	40.71	42.09	34.46	35.58	35.41	36.52	36.91	36.90	43.00	45.07	44.14	45.94	46.11	45.07	43.70	43.70	47.84	57.83	66.07	61.90	55.25	45.36	43.57	43.70	45 / 48
NEMASSBOST	39.83	41.18	33.72	34.81	34.64	35.73	36.11	42.07	44.09	43.18	44.95	45.11	44.09	42.76	42.76	46.81	56.58	64.79	60.64	54.06	44.38	42.63	42.76	44 / 47	
NEWHAMPSHIRE	39.44	40.77	33.39	34.47	34.3	35.38	35.76	35.75	41.66	43.66	42.76	44.51	44.67	43.66	42.34	42.34	46.35	56.02	64.17	60.05	53.53	43.95	42.2	42.34	43 / 47
MAINE	38.61	39.92	32.69	33.74	33.58	34.64	35.00	39.25	42.74	41.86	43.57	43.73	42.74	41.45	41.45	45.37	54.35	60.91	57.38	52.31	43.02	38.59	41.45	42 / 45	
INTERNAL_HUB	40.15	41.5	33.99	35.08	34.92	36.01	36.4	36.39	42.4	44.44	43.52	45.3	45.47	44.44	43.09	43.09	47.18	57.03	65.31	61.12	54.48	44.73	42.97	43.09	44 / 48
DA Load (GW)	11.3	11.4	10.7	10.8	10.7	11.0	11.2	12.0	12.9	14.0	14.5	14.6	14.5	14.4	14.2	14.2	14.7	15.8	16.2	15.8	15.3	14.7	13.4	12.3	



## Preliminary Real-Time Prices with Forecasted and Actual System Load

	HE1	HE2	HE3	HE4	HE5	HE6	HE7	HE8	HE9	HE10	HE11	HE12	HE13	HE14	HE15	HE16	HE17	HE18	HE19	HE20	HE21	HE22	HE23	HE24	avg all/peak
CONNECTICUT	40.89	39.61	36.92	36.66	37.47	42.20	41.05	43.13	60.17	59.25	63.77	55.51	63.84	54.65	54.06	44.88	52.96	102.60	68.43	63.69	68.40	44.00	41.45	50.49	53 / 59
NEMASSBOST	40.82	39.49	36.79	36.62	37.43	42.23	41.42	43.26	60.59	59.18	63.39	54.93	63.15	54.04	53.6	44.67	52.34	102.56	68.12	63.05	67.59	43.12	40.93	50.36	52 / 58
NEWHAMPSHIRE	40.54	39.34	36.67	36.52	37.32	42.19	41.34	43.27	60.34	58.79	62.99	54.55	62.64	53.62	53.16	44.29	51.89	101.57	67.38	62.34	66.95	42.8	40.51	49.94	52 / 58
MAINE	40.61	39.36	36.79	36.87	37.63	42.00	41.82	43.45	59.04	57.86	60.87	52.24	59.67	51.55	51.30	43.00	50.01	97.38	64.54	59.73	63.17	41.26	39.26	49.56	53 / 56
INTERNAL_HUB	40.8	39.5	36.81	36.62	37.43	42.21	41.32	43.22	60.57	59.25	63.61	55.15	63.46	54.3	53.82	44.78	52.57	102.83	68.1	63.13	67.83	43.32	41.11	50.42	53 / 59
Forecast	11.90	11.46	11.24	11.16	11.19	11.48	11.95	12.58	13.65	14.51	14.94	15.20	15.24	15.05	14.82	14.84	15.34	16.50	17.26	16.96	16.31	15.26	14.01	12.91	14 / 15
(RT) - (DA Load)	0.64	0.05	0.53	0.40	0.46	0.56	0.85	0.74	1.00	0.81	0.75	0.98	1.19	1.18	1.19	1.17	1.11	1.02	1.38	1.28	1.06	0.65	1.02	1.07	



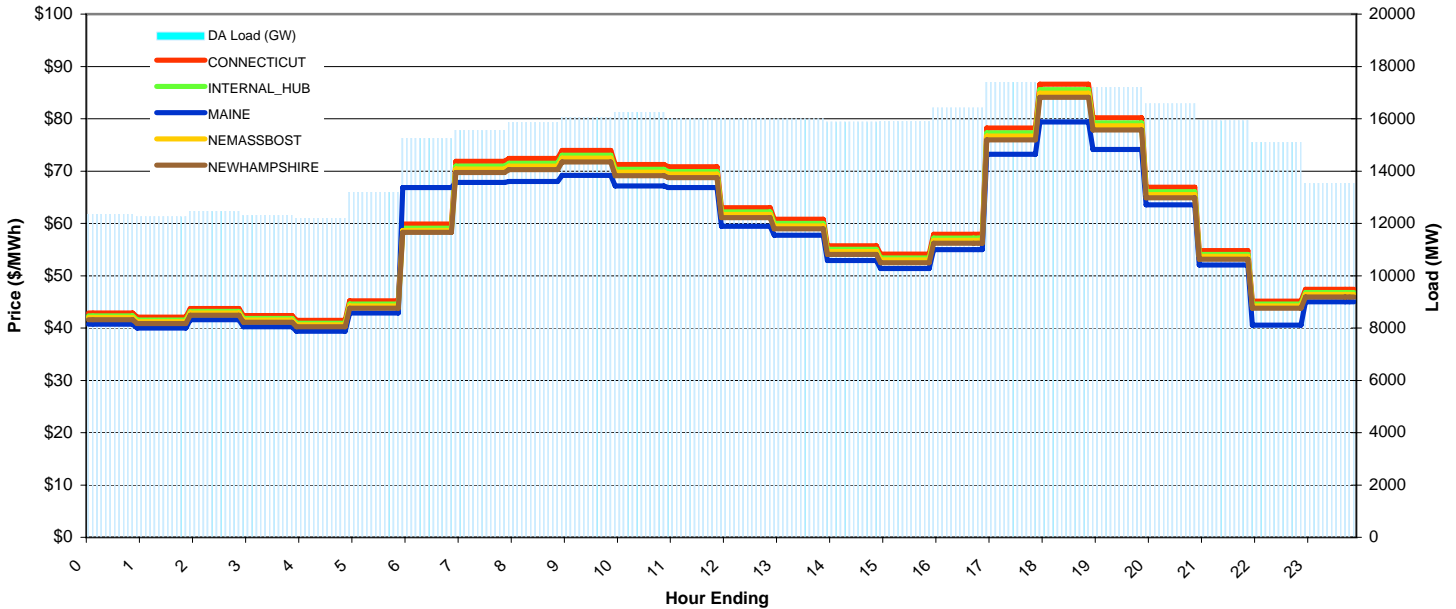
# ISO-NE Daily Report

Report for 03/02/2009

Price Color Codes: <=0 >=100 >=200

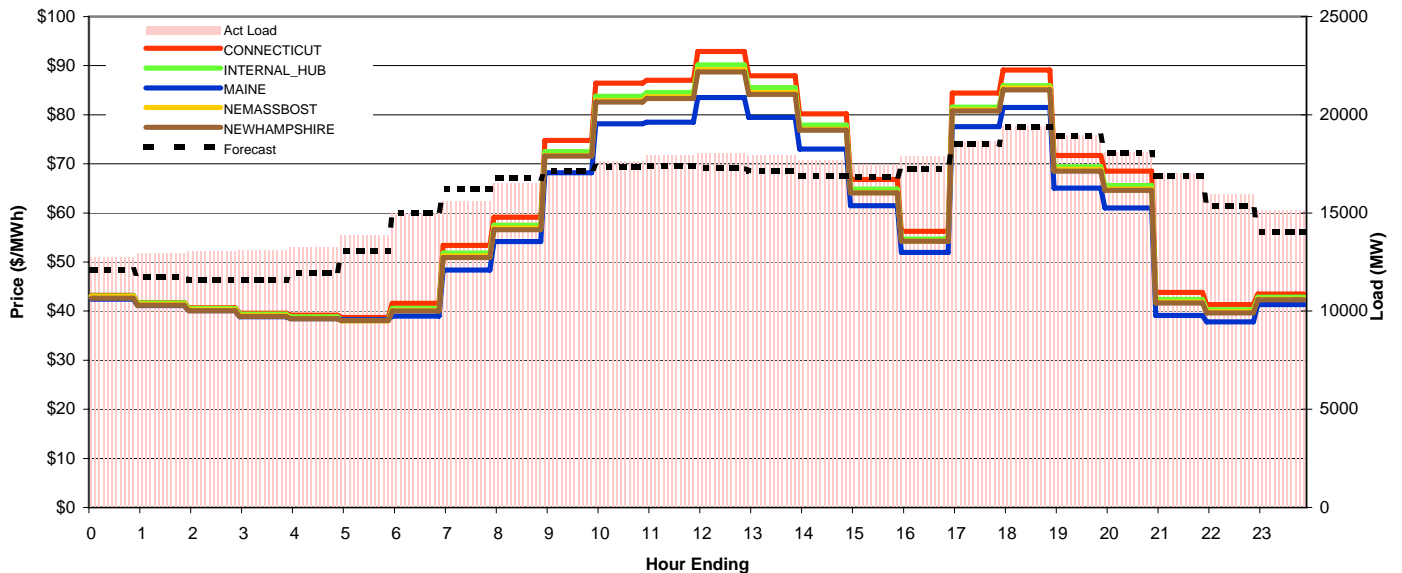
## Day-Ahead Prices and Cleared Load

	HE1	HE2	HE3	HE4	HE5	HE6	HE7	HE8	HE9	HE10	HE11	HE12	HE13	HE14	HE15	HE16	HE17	HE18	HE19	HE20	HE21	HE22	HE23	HE24	avg all/peak
CONNECTICUT	42.90	42.10	43.76	42.39	41.47	45.17	59.89	71.86	72.43	73.95	71.23	70.84	63.02	60.79	55.74	54.10	57.89	78.24	86.61	80.21	66.91	54.78	45.13	47.38	60 / 66
NEMASSBOST	42.01	41.23	42.87	41.53	40.62	44.24	58.63	70.4	70.95	72.45	69.79	69.4	61.72	59.54	54.6	53	56.73	76.71	84.92	78.64	65.53	53.67	44.24	46.41	58 / 65
NEWHAMPSHIRE	41.61	40.84	42.45	41.13	40.23	43.81	58.26	69.72	70.27	71.75	69.11	68.73	61.13	58.97	54.07	52.49	56.18	75.97	84.1	77.88	64.9	53.15	43.81	45.96	58 / 65
MAINE	40.73	39.98	41.56	40.26	39.39	42.88	66.85	67.82	68.03	69.18	67.13	66.84	59.47	57.73	52.93	51.38	55.00	73.20	79.40	74.15	63.54	52.03	40.57	45.00	56 / 62
INTERNAL_HUB	42.33	41.55	43.19	41.84	40.93	44.58	59.08	70.93	71.49	73	70.31	69.93	62.19	59.99	55.02	53.4	57.16	77.29	85.56	79.23	66.03	54.08	44.57	46.76	59 / 66
DA Load (GW)	12.3	12.3	12.5	12.3	12.2	13.2	15.2	15.6	15.9	16.1	16.3	16.0	16.0	16.0	15.9	15.9	16.4	17.4	17.4	17.2	16.6	15.9	15.1	13.5	



## Preliminary Real-Time Prices with Forecasted and Actual System Load

	HE1	HE2	HE3	HE4	HE5	HE6	HE7	HE8	HE9	HE10	HE11	HE12	HE13	HE14	HE15	HE16	HE17	HE18	HE19	HE20	HE21	HE22	HE23	HE24	avg all/peak
CONNECTICUT	43.21	41.71	40.65	39.54	39.17	38.71	41.57	53.38	59.10	74.76	86.42	87.00	92.87	87.93	80.18	66.82	56.24	84.40	89.09	71.72	68.54	43.80	41.30	43.48	61 / 71
NEMASSBOST	42.96	41.41	40.3	39.13	38.51	38	40.15	51.21	56.89	71.68	82.92	83.65	89.19	84.56	77.08	64.16	54.23	81.05	85.45	68.91	64.85	41.85	39.87	42.42	59 / 69
NEWHAMPSHIRE	42.64	41.2	40.12	38.94	38.44	38.04	40.01	50.89	56.6	71.56	82.61	83.33	88.72	84.19	76.84	64.08	54.23	80.75	85.09	68.49	64.59	41.65	39.65	42.33	59 / 68
MAINE	42.46	41.12	40.09	38.88	38.47	38.00	38.98	48.34	54.18	68.18	78.18	78.52	83.51	79.49	72.99	61.48	51.95	77.56	81.49	65.04	61.03	39.14	37.82	41.35	59 / 65
INTERNAL_HUB	43.1	41.63	40.56	39.39	38.84	38.26	40.55	51.83	57.52	72.5	83.78	84.54	90.17	85.55	77.93	64.85	54.71	81.57	85.91	69.42	65.57	42.35	40.3	42.85	60 / 69
Forecast	12.08	11.73	11.58	11.60	11.96	13.09	15.00	16.24	16.79	17.14	17.35	17.40	17.31	17.14	16.89	16.83	17.24	18.51	19.38	18.90	18.06	16.87	15.36	14.05	16 / 17
(RT) - (DA Load)	0.44	0.70	0.58	0.81	1.08	0.66	-0.24	0.08	0.64	1.12	1.41	1.94	2.05	1.96	1.80	1.58	1.47	1.28	2.10	1.74	1.50	1.08	0.89	1.60	



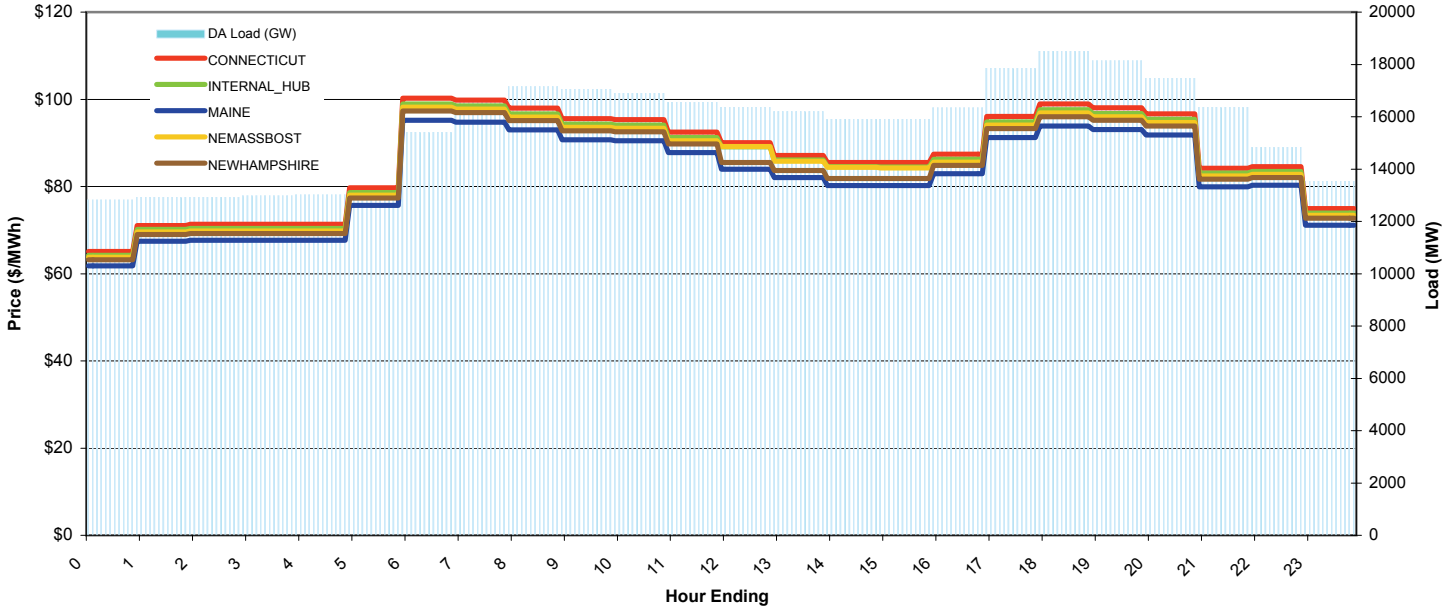
# ISO-NE Daily Report

Report for 03/03/2009

Price Color Codes: <=0 >=100 >=200

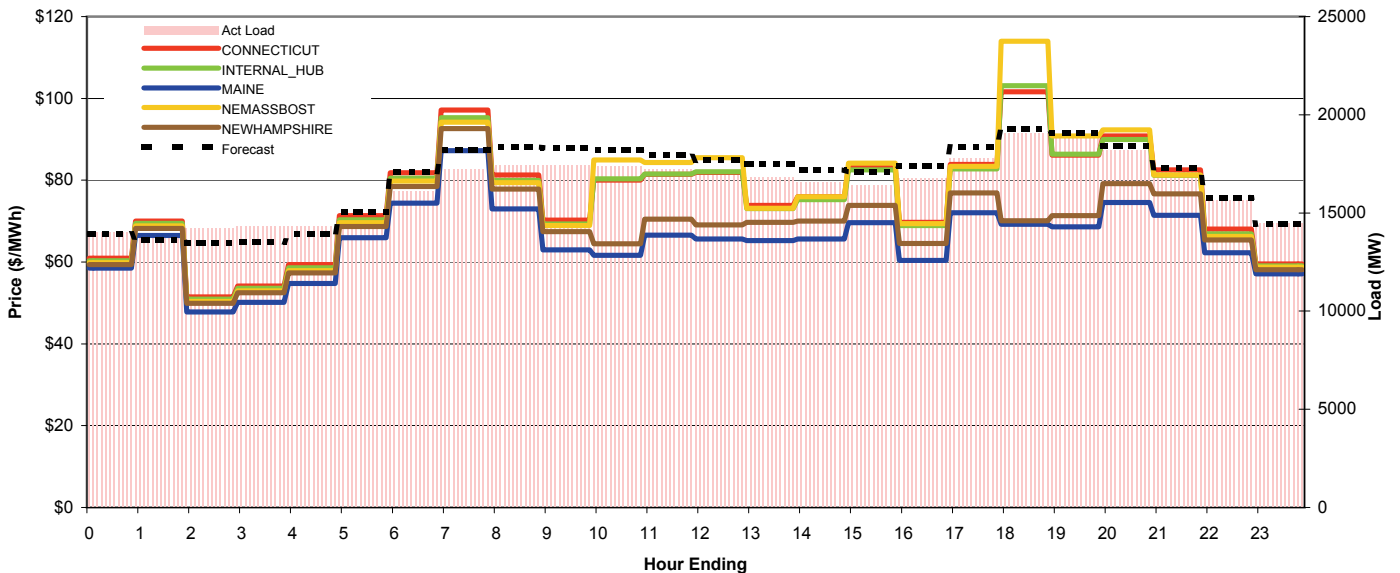
## Day-Ahead Prices and Cleared Load

	HE1	HE2	HE3	HE4	HE5	HE6	HE7	HE8	HE9	HE10	HE11	HE12	HE13	HE14	HE15	HE16	HE17	HE18	HE19	HE20	HE21	HE22	HE23	HE24	avg all/peak
CONNECTICUT	65.12	71.08	71.31	71.31	71.31	79.71	100.27	99.84	97.95	95.57	95.36	92.45	90.07	87.14	85.54	85.47	87.41	96.11	98.92	98.02	96.69	84.19	84.56	74.92	87 / 92
NEMASSBOST	63.76	69.6	69.82	69.82	69.82	78.05	98.18	97.76	95.91	93.58	93.37	90.53	89.2	85.8	84.4	84.29	85.59	94.11	96.86	95.98	94.67	82.43	82.8	73.36	85 / 90
NEWHAMPSHIRE	63.21	69	69.23	69.23	69.23	77.38	97.34	96.92	95.09	92.77	92.57	89.75	85.52	83.7	81.81	81.83	84.85	93.3	96.02	95.16	93.86	81.72	82.09	72.73	84 / 89
MAINE	61.81	67.47	67.69	67.69	67.69	75.67	95.18	94.77	92.97	90.71	90.51	87.76	84.00	82.02	80.24	80.24	82.97	91.23	93.89	93.04	91.78	79.91	80.27	71.12	82 / 87
INTERNAL_HUB	64.24	70.13	70.36	70.36	70.36	78.64	98.92	98.5	96.64	94.29	94.08	91.21	89.08	86.07	84.53	84.46	86.23	94.82	97.59	96.71	95.39	83.06	83.43	73.92	86 / 91
DA Load (GW)	12.8	12.9	12.9	13.0	13.0	13.3	15.4	16.7	17.2	17.1	16.9	16.6	16.4	16.2	15.9	15.9	16.3	17.8	18.5	18.1	17.5	16.4	14.8	13.5	



## Preliminary Real-Time Prices with Forecasted and Actual System Load

	HE1	HE2	HE3	HE4	HE5	HE6	HE7	HE8	HE9	HE10	HE11	HE12	HE13	HE14	HE15	HE16	HE17	HE18	HE19	HE20	HE21	HE22	HE23	HE24	avg all/peak
CONNECTICUT	60.96	70.05	51.44	54.17	59.36	71.33	81.84	97.14	81.30	70.23	80.01	81.44	81.93	73.87	75.92	83.32	69.70	83.85	101.61	86.12	90.85	82.53	68.04	59.54	76 / 82
NEMASSBOST	59.83	68.85	50.34	52.97	57.89	69.63	79.8	94.2	79.41	68.94	84.94	84.3	85.52	73.18	75.98	84.14	69.35	83.41	113.94	90.82	92.28	81.31	66.24	58.78	76 / 83
NEWHAMPSHIRE	59.38	68.25	49.87	52.47	57.33	68.66	78.48	92.61	77.81	67.41	64.46	70.48	69.06	69.67	69.98	73.86	64.53	76.88	70.12	71.35	79.2	76.7	65.36	58.1	69 / 72
MAINE	58.48	66.50	47.77	50.18	54.79	88.00	74.37	87.25	72.96	62.97	61.62	66.57	65.61	65.27	65.65	69.63	60.39	72.03	69.26	68.57	74.53	71.46	62.26	57.10	66 / 69
INTERNAL_HUB	60.3	69.49	50.94	53.61	58.6	70.31	80.5	95.31	79.97	69.3	80.34	81.49	82.07	73.1	75.29	82.56	68.91	82.74	103.14	86.36	89.95	81.18	66.85	59.04	75 / 81
Forecast	13.92	13.62	13.46	13.53	13.92	15.05	17.08	18.18	18.37	18.32	18.18	17.95	17.69	17.49	17.19	17.07	17.37	18.38	19.28	19.07	18.42	17.28	15.78	14.43	17 / 18
(RT) - (DA Load)	1.22	0.93	1.32	1.34	1.35	1.49	0.73	0.51	0.30	0.37	0.46	0.67	0.61	0.64	0.67	0.53	0.42	-0.04	0.55	0.68	0.75	0.76	0.82	0.96	



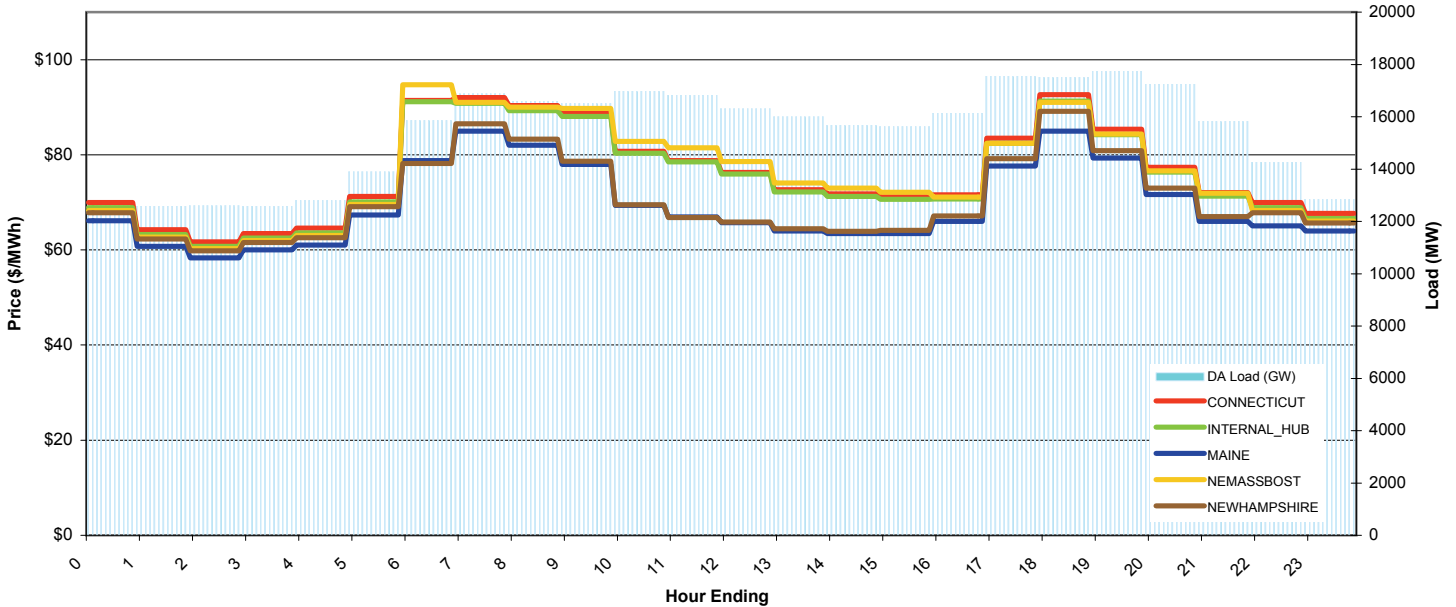
# ISO-NE Daily Report

Report for 03/04/2009

Price Color Codes: <=0 >=100 >=200

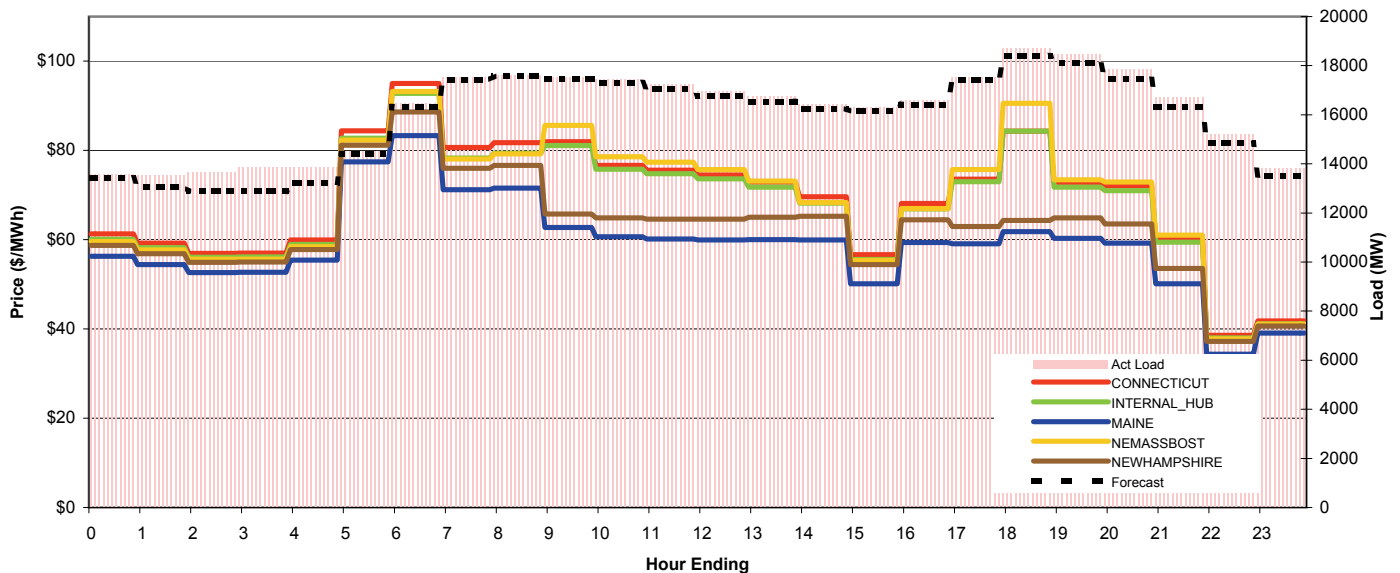
## Day-Ahead Prices and Cleared Load

	HE1	HE2	HE3	HE4	HE5	HE6	HE7	HE8	HE9	HE10	HE11	HE12	HE13	HE14	HE15	HE16	HE17	HE18	HE19	HE20	HE21	HE22	HE23	HE24	avg all/peak
CONNECTICUT	69.97	64.24	61.71	63.47	64.56	71.24	91.42	92.03	90.33	88.74	80.73	78.77	76.30	72.63	71.76	71.21	71.61	83.50	92.63	85.38	77.38	72.08	69.97	67.68	76 / 80
NEMASSBOST	68.32	62.73	60.25	61.97	63.04	69.56	94.74	91	90	89.77	82.85	81.47	78.57	74.04	73.03	72.12	71.11	82.44	91.05	84.37	76.61	71.92	68.32	66.09	76 / 80
NEWHAMPSHIRE	67.85	62.3	59.84	61.54	62.6	69.08	78.15	86.55	83.32	78.64	69.49	66.82	65.85	64.45	63.91	64.09	67.15	79.22	89.16	80.87	73.01	66.98	67.84	65.63	71 / 73
MAINE	66.15	60.74	58.34	60.00	61.03	67.35	78.81	85.00	82.00	78.00	69.37	66.94	65.75	64.00	63.41	63.45	66.03	77.66	85.00	79.29	71.66	66.00	65.08	63.99	69 / 72
INTERNAL_HUB	68.87	63.24	60.74	62.47	63.55	70.12	91.16	90.84	89.31	88.04	80.34	78.52	75.99	72.16	71.27	70.65	70.74	82.39	91.31	84.26	76.39	71.29	68.87	66.63	75 / 79
DA Load (GW)	12.6	12.6	12.6	12.6	12.8	13.9	15.9	16.9	16.6	16.5	17.0	16.8	16.3	16.0	15.7	15.6	16.1	17.5	17.5	17.7	17.3	15.8	14.3	12.8	



## Preliminary Real-Time Prices with Forecasted and Actual System Load

	HE1	HE2	HE3	HE4	HE5	HE6	HE7	HE8	HE9	HE10	HE11	HE12	HE13	HE14	HE15	HE16	HE17	HE18	HE19	HE20	HE21	HE22	HE23	HE24	avg all/peak
CONNECTICUT	61.29	59.26	56.97	57.02	59.98	84.40	95.04	80.67	81.75	81.98	76.63	75.57	74.51	72.90	69.60	56.68	68.15	73.54	84.30	72.86	72.07	60.22	38.57	41.78	69 / 71
NEMASSBOST	59.62	57.72	55.62	55.66	58.45	82.34	93.22	78.07	79.23	85.61	78.57	77.39	75.73	73.12	68.36	55.33	66.98	75.72	90.56	73.4	72.92	61.03	37.81	41.06	69 / 72
NEWHAMPSHIRE	58.75	56.89	54.94	55.02	57.77	81.16	88.61	76.04	76.67	65.74	64.89	64.64	64.63	65.05	65.26	54.46	64.5	62.94	84.29	64.87	63.51	53.59	37.2	40.63	63 / 63
MAINE	56.26	54.42	52.65	52.70	55.42	88.00	83.34	71.18	71.59	62.77	60.68	60.13	59.97	60.00	59.94	50.10	59.37	59.08	61.83	60.33	59.21	50.10	34.32	39.07	59 / 59
INTERNAL_HUB	60.09	58.2	56.09	56.15	58.92	82.76	92.79	78.34	79.39	81.12	75.78	74.82	73.64	71.8	68.22	55.6	66.92	72.98	84.31	71.81	71	59.47	37.98	41.17	68 / 70
Forecast	13.43	13.05	12.88	12.88	13.23	14.39	16.34	17.43	17.57	17.46	17.32	17.06	16.77	16.53	16.25	16.14	16.41	17.42	18.40	18.12	17.46	16.34	14.84	13.50	16 / 17
(RT) - (DA Load)	0.94	0.97	1.05	1.29	1.08	0.64	0.61	0.66	1.05	1.04	0.48	0.43	0.66	0.76	0.78	0.70	0.47	-0.01	1.23	0.74	0.60	0.92	0.96	1.01	



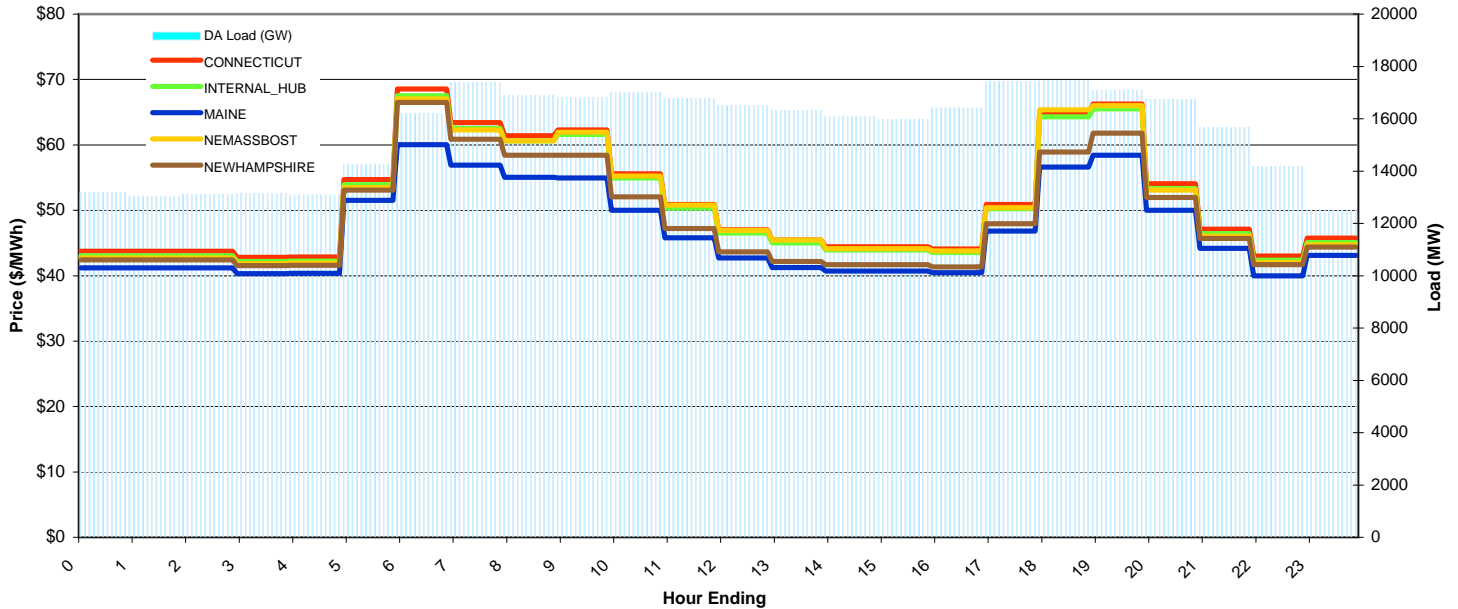
# ISO-NE Daily Report

## Report for 03/05/2009

Price Color Codes: <=0 >=100 >=200

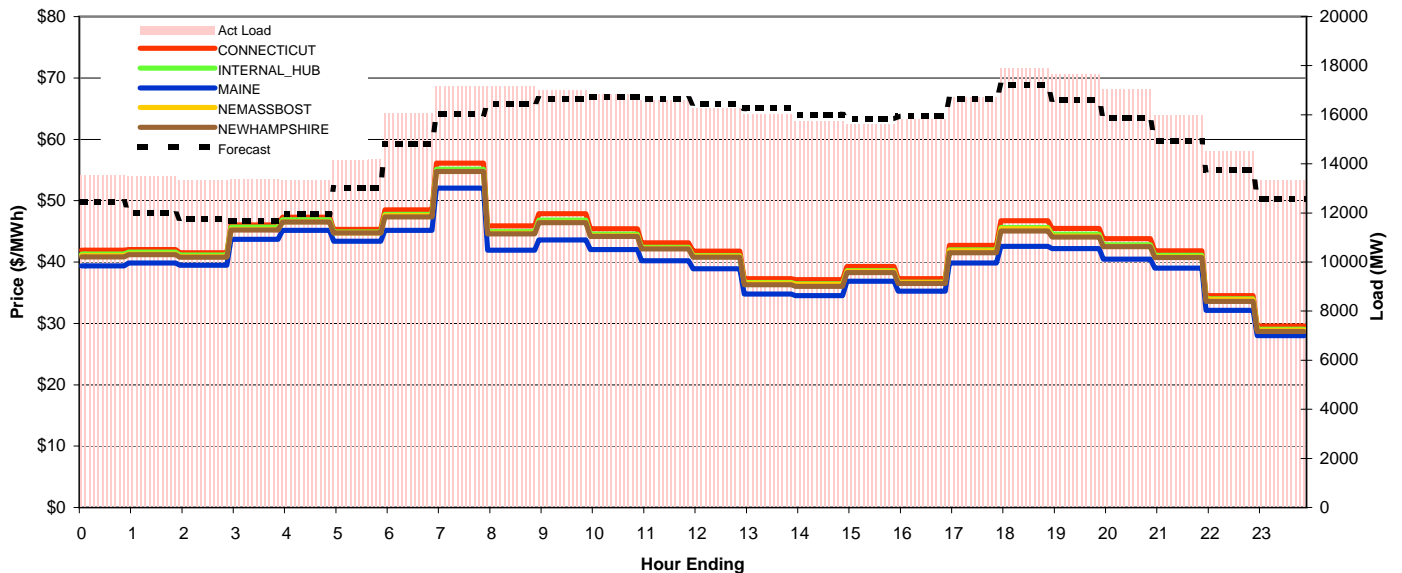
### Day-Ahead Prices and Cleared Load

	HE1	HE2	HE3	HE4	HE5	HE6	HE7	HE8	HE9	HE10	HE11	HE12	HE13	HE14	HE15	HE16	HE17	HE18	HE19	HE20	HE21	HE22	HE23	HE24	avg all/peak
CONNECTICUT	43.72	43.72	43.72	42.80	42.87	54.72	68.54	63.40	61.40	62.30	55.57	50.87	47.00	45.48	44.44	44.44	44.07	50.88	64.80	66.23	54.08	47.13	43.01	45.76	51 / 53
NEMASSBOST	42.74	42.74	42.74	41.83	41.91	53.49	67.01	62.29	60.61	61.95	55.26	50.81	46.94	45.46	44.15	44.14	43.77	50.41	65.38	66.01	53.09	46.05	42.03	44.73	51 / 52
NEWHAMPSHIRE	42.42	42.42	42.42	41.52	41.6	53.09	66.49	60.88	58.42	58.4	52.07	47.23	43.63	42.16	41.69	41.68	41.36	47.97	58.92	61.79	51.95	45.7	41.71	44.4	49 / 50
MAINE	41.19	41.19	41.19	40.32	40.39	51.54	60.03	56.90	55.05	54.95	50.00	45.79	42.70	41.27	40.72	40.72	40.45	46.85	56.61	58.40	50.01	44.19	40.00	43.11	47 / 48
INTERNAL_HUB	43.07	43.07	43.07	42.16	42.23	53.9	67.52	62.52	60.61	61.59	54.93	50.34	46.51	45.01	43.92	43.92	43.55	50.25	64.27	65.51	53.31	46.41	42.36	45.08	51 / 52
DA Load (GW)	13.2	13.0	13.1	13.2	13.1	14.3	16.2	17.4	16.9	16.8	17.0	16.8	16.5	16.3	16.1	16.0	16.4	17.4	17.5	17.1	16.8	15.7	14.2	12.5	



### Preliminary Real-Time Prices with Forecasted and Actual System Load

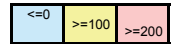
	HE1	HE2	HE3	HE4	HE5	HE6	HE7	HE8	HE9	HE10	HE11	HE12	HE13	HE14	HE15	HE16	HE17	HE18	HE19	HE20	HE21	HE22	HE23	HE24	avg all/peak
CONNECTICUT	41.91	42.03	41.52	46.07	47.32	45.34	48.50	56.12	45.89	47.89	45.42	43.15	41.79	37.30	37.12	39.27	37.27	42.71	46.71	45.46	43.79	41.84	34.50	29.55	43 / 43
NEMASSBOST	41.06	41.3	40.9	45.32	46.56	44.75	47.56	54.78	44.69	46.49	44.26	42.25	40.93	36.56	36.35	38.51	36.65	41.83	45.4	44.23	42.56	40.85	33.9	28.91	42 / 42
NEWHAMPSHIRE	40.86	41.19	40.77	45.24	46.52	44.73	47.36	54.75	44.61	46.43	44.18	42.14	40.79	36.32	36.05	38.28	36.49	41.52	45.05	44.05	42.5	40.75	33.6	28.67	42 / 42
MAINE	39.40	39.83	39.49	43.72	45.14	88.00	45.16	52.03	41.95	43.59	42.04	40.21	38.93	34.77	34.51	36.86	35.25	39.84	42.58	42.21	40.46	38.99	32.14	27.98	42 / 40
INTERNAL_HUB	41.31	41.6	41.15	45.68	46.86	44.89	47.78	55.1	44.95	46.84	44.52	42.4	41.04	36.64	36.44	38.61	36.7	41.96	45.65	44.52	42.84	41.08	34.02	29.03	42 / 42
Forecast	12.45	11.98	11.74	11.68	11.97	13.02	14.80	16.03	16.45	16.64	16.73	16.65	16.46	16.26	16.00	15.81	15.94	16.64	17.20	16.60	15.86	14.93	13.76	12.58	15 / 16
(RT) - (DA Load)	0.38	0.45	0.25	0.22	0.25	-0.08	-0.13	-0.22	0.29	0.19	-0.17	-0.20	-0.22	-0.27	-0.32	-0.39	-0.57	-0.72	0.44	0.59	0.30	0.31	0.37	0.83	



# ISO-NE Daily Report

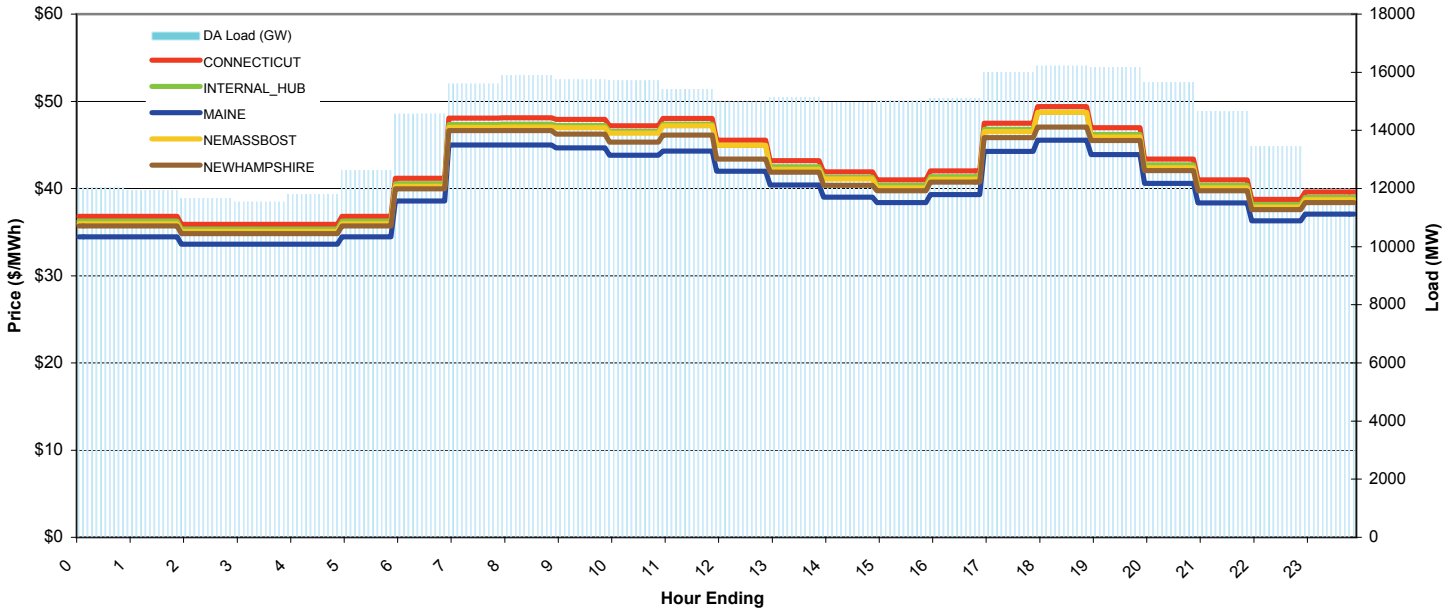
Report for 03/06/2009

Price Color Codes:



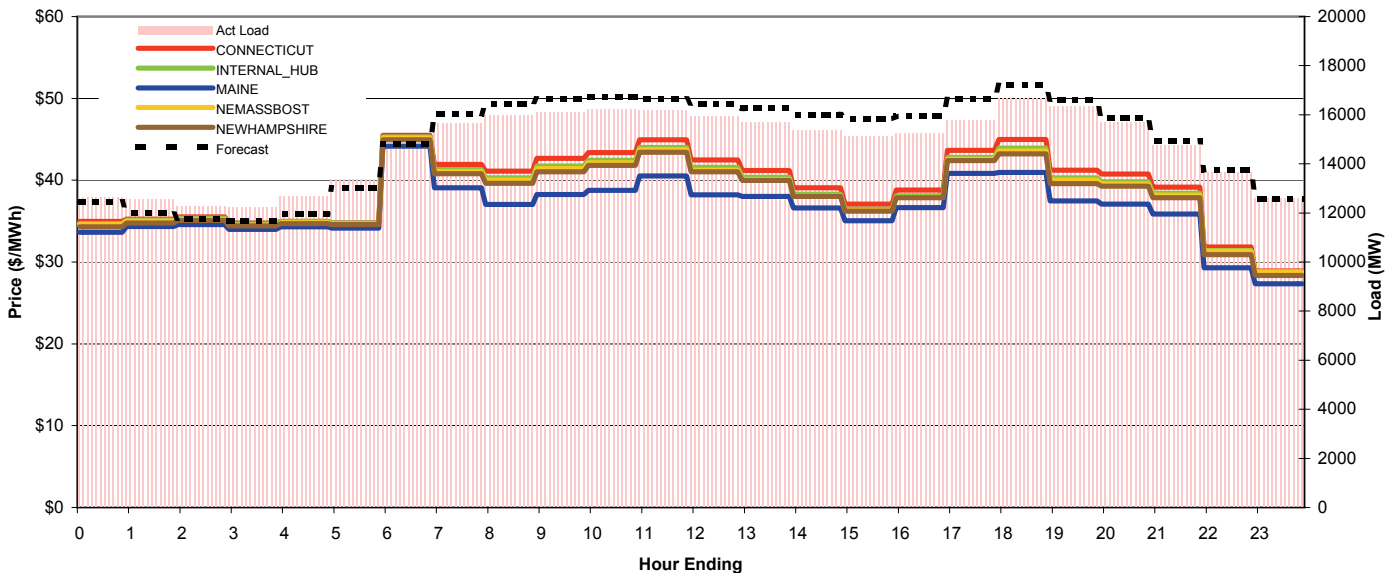
## Day-Ahead Prices and Cleared Load

	HE1	HE2	HE3	HE4	HE5	HE6	HE7	HE8	HE9	HE10	HE11	HE12	HE13	HE14	HE15	HE16	HE17	HE18	HE19	HE20	HE21	HE22	HE23	HE24	avg all/peak
CONNECTICUT	36.81	36.81	35.89	35.89	35.89	36.81	41.19	48.08	48.11	47.94	47.20	48.05	45.55	43.18	41.90	41.00	42.01	47.49	49.40	46.96	43.38	40.98	38.74	39.60	42 / 45
NEMASSBOST	35.98	35.98	35.08	35.08	35.08	35.98	40.27	47	47.03	46.99	46.36	47.2	44.94	42.21	41.09	40.08	41.07	46.52	48.72	45.89	42.39	40.06	37.87	38.71	42 / 44
NEWHAMPSHIRE	35.69	35.69	34.81	34.81	34.81	35.69	39.95	46.63	46.66	46.24	45.33	46.14	43.36	41.87	40.38	39.76	40.74	45.84	47.04	45.52	42.05	39.74	37.58	38.4	41 / 43
MAINE	34.46	34.46	33.60	33.60	33.60	34.46	38.56	44.98	45.00	44.65	43.81	44.28	42.00	40.42	39.02	38.38	39.32	44.25	45.55	43.90	40.57	38.36	36.28	37.08	40 / 42
INTERNAL_HUB	36.24	36.24	35.34	35.34	35.34	36.24	40.56	47.34	47.37	47.23	46.52	47.36	44.94	42.51	41.28	40.37	41.36	46.78	48.73	46.22	42.7	40.35	38.15	38.99	42 / 44
DA Load (GW)	12.0	11.9	11.7	11.5	11.8	12.6	14.6	15.6	15.9	15.7	15.4	15.0	15.1	15.0	15.0	15.1	16.0	16.2	16.2	15.6	14.7	13.4	12.0		



## Preliminary Real-Time Prices with Forecasted and Actual System Load

	HE1	HE2	HE3	HE4	HE5	HE6	HE7	HE8	HE9	HE10	HE11	HE12	HE13	HE14	HE15	HE16	HE17	HE18	HE19	HE20	HE21	HE22	HE23	HE24	avg all/peak
CONNECTICUT	34.95	35.25	35.53	34.78	34.98	34.78	45.48	41.94	41.09	42.68	43.37	44.93	42.49	41.18	39.07	37.08	38.81	43.67	45.00	41.24	40.77	39.16	31.83	28.92	39 / 41
NEMASSBOST	34.62	35	35.19	34.51	34.83	34.67	45.18	41.07	40.02	41.41	42.14	43.71	41.22	40.08	38.06	36.28	37.89	42.56	43.59	40.03	39.55	38.16	31.32	28.8	38 / 40
NEWHAMPSHIRE	34.3	34.79	35.07	34.42	34.68	34.57	44.93	40.79	39.63	41.04	41.83	43.42	41.02	39.97	38.01	36.23	37.85	42.38	43.21	39.59	39.26	37.86	30.89	28.36	38 / 40
MAINE	33.64	34.35	34.59	33.98	34.31	34.57	44.17	39.06	37.03	38.25	38.75	40.51	38.23	38.01	36.61	35.05	36.63	40.83	40.97	37.48	37.09	35.87	29.30	27.35	39 / 37
INTERNAL_HUB	34.7	35.12	35.34	34.65	34.96	34.77	45.3	41.31	40.29	41.72	42.45	44.02	41.57	40.36	38.29	36.44	38.08	42.8	43.92	40.29	39.82	38.39	31.41	28.79	39 / 40
Forecast	12.45	11.98	11.74	11.68	11.97	13.02	14.80	16.03	16.45	16.64	16.73	16.65	16.46	16.26	16.00	15.81	15.94	16.64	17.20	16.60	15.86	14.93	13.76	12.58	15 / 16
(RT) - (DA Load)	0.61	0.63	0.63	0.70	0.89	0.75	0.05	0.04	0.09	0.38	0.53	0.77	0.95	0.56	0.41	0.12	0.14	-0.22	0.48	0.19	0.06	0.14	0.24	0.62	



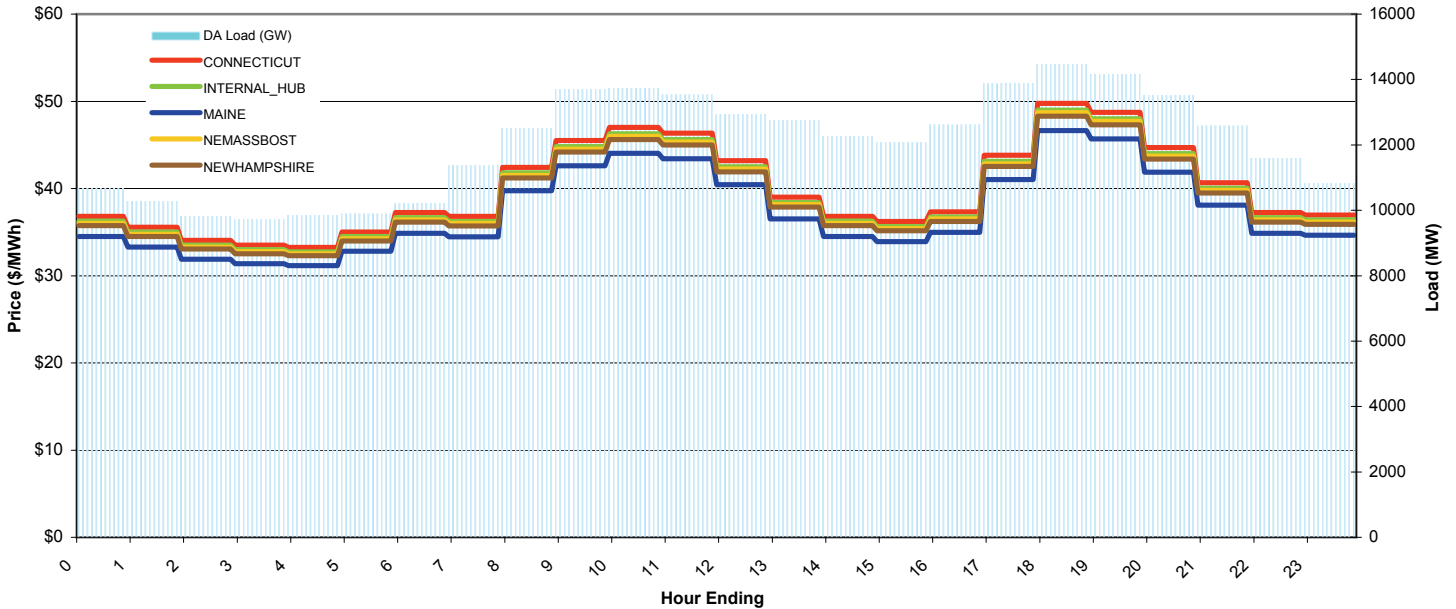
# ISO-NE Daily Report

Report for 03/07/2009

Price Color Codes: <=0 >=100 >=200

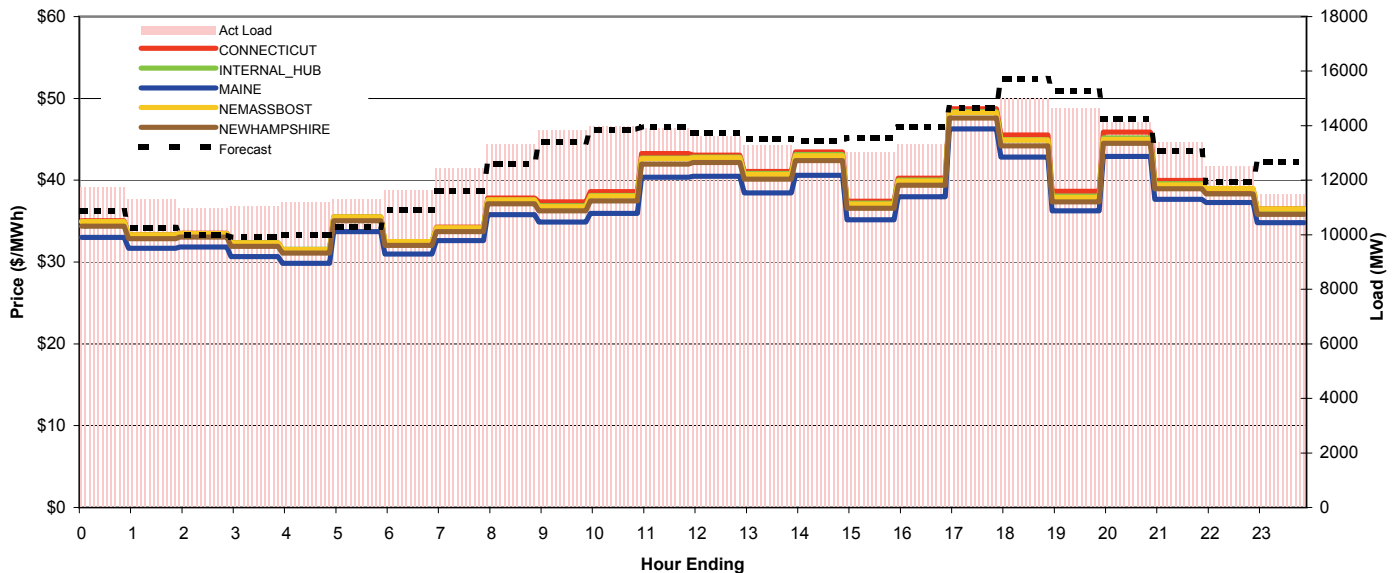
## Day-Ahead Prices and Cleared Load

	HE1	HE2	HE3	HE4	HE5	HE6	HE7	HE8	HE9	HE10	HE11	HE12	HE13	HE14	HE15	HE16	HE17	HE18	HE19	HE20	HE21	HE22	HE23	HE24	avg all/peak
CONNECTICUT	36.81	35.55	34.05	33.50	33.26	35.02	37.23	36.79	42.44	45.51	47.00	46.34	43.18	39.00	36.81	36.21	37.33	43.80	49.77	48.75	44.69	40.66	37.23	36.97	40 / 42
NEMASSBOST	36.01	34.77	33.3	32.77	32.53	34.25	36.41	35.99	41.52	44.51	45.97	45.33	42.24	38.15	36.01	35.42	36.51	42.84	48.68	47.69	43.71	39.77	36.41	36.16	39 / 41
NEWHAMPSHIRE	35.74	34.5	33.05	32.52	32.28	33.99	36.14	35.71	41.2	44.17	45.62	44.99	41.92	37.86	35.74	35.15	36.23	42.52	48.31	47.32	43.38	39.47	36.14	35.89	39 / 41
MAINE	34.48	33.29	31.89	31.38	31.15	32.80	34.87	34.46	39.75	42.62	44.02	43.40	40.44	36.53	34.48	33.91	34.96	41.02	46.63	45.70	41.86	38.08	34.87	34.63	37 / 40
INTERNAL_HUB	36.25	35	33.52	32.98	32.74	34.48	36.65	36.22	41.79	44.81	46.27	45.63	42.51	38.4	36.25	35.65	36.75	43.13	49	48	44	40.04	36.65	36.4	39 / 42
DA Load (GW)	10.7	10.3	9.8	9.7	9.9	9.9	10.2	11.4	12.5	13.7	13.7	13.5	12.9	12.7	12.3	12.1	12.6	13.9	14.5	14.2	13.5	12.6	11.6	10.8	



## Preliminary Real-Time Prices with Forecasted and Actual System Load

	HE1	HE2	HE3	HE4	HE5	HE6	HE7	HE8	HE9	HE10	HE11	HE12	HE13	HE14	HE15	HE16	HE17	HE18	HE19	HE20	HE21	HE22	HE23	HE24	avg all/peak
CONNECTICUT	35.06	33.31	33.53	32.33	31.49	35.53	32.42	34.26	37.83	37.35	38.60	43.24	43.07	41.06	43.46	37.45	40.26	48.73	45.52	38.65	45.89	39.97	38.89	36.50	39 / 41
NEMASSBOST	34.91	33.31	33.47	32.33	31.54	35.52	32.52	34.19	37.59	36.78	38.05	42.64	42.75	40.7	42.98	37.08	39.88	48.28	44.9	37.92	44.97	39.43	39.01	36.5	38 / 40
NEWHAMPSHIRE	34.4	32.87	33.07	31.92	31.1	35.05	32.04	33.72	37.12	36.27	37.47	41.95	42.15	40.13	42.39	36.58	39.38	47.6	44.18	37.37	44.51	38.96	38.33	35.83	38 / 40
MAINE	33.02	31.67	31.85	30.67	29.86	35.05	30.98	32.64	35.78	34.87	35.96	40.36	40.50	38.46	40.59	35.16	37.97	46.29	42.81	36.25	42.90	37.68	37.29	34.81	39 / 38
INTERNAL_HUB	34.91	33.29	33.47	32.35	31.56	35.5	32.46	34.14	37.6	36.87	38.13	42.71	42.83	40.84	43.16	37.21	40.01	48.39	44.96	38.06	45.17	39.57	38.96	36.46	38 / 41
Forecast	10.88	10.26	10.00	9.90	10.00	10.30	10.90	11.60	12.60	13.40	13.86	13.96	13.74	13.52	13.44	13.55	13.95	14.65	15.72	15.27	14.25	13.06	11.93	12.67	13 / 14
(RT) - (DA Load)	1.06	1.03	1.15	1.35	1.35	1.41	1.41	1.06	0.82	0.14	0.27	0.37	0.69	0.56	0.79	0.95	0.73	0.34	0.53	0.50	0.61	0.84	0.93	0.66	



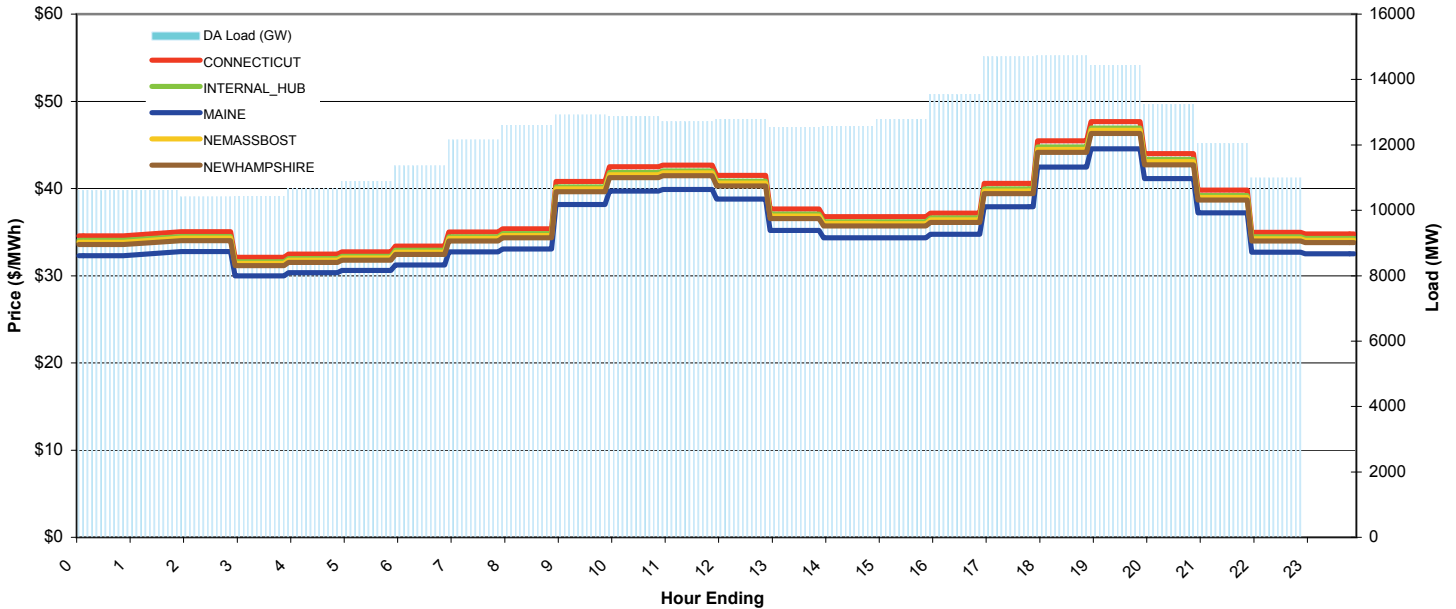
# ISO-NE Daily Report

Report for 03/08/2009

Price Color Codes: <=0 >=100 >=200

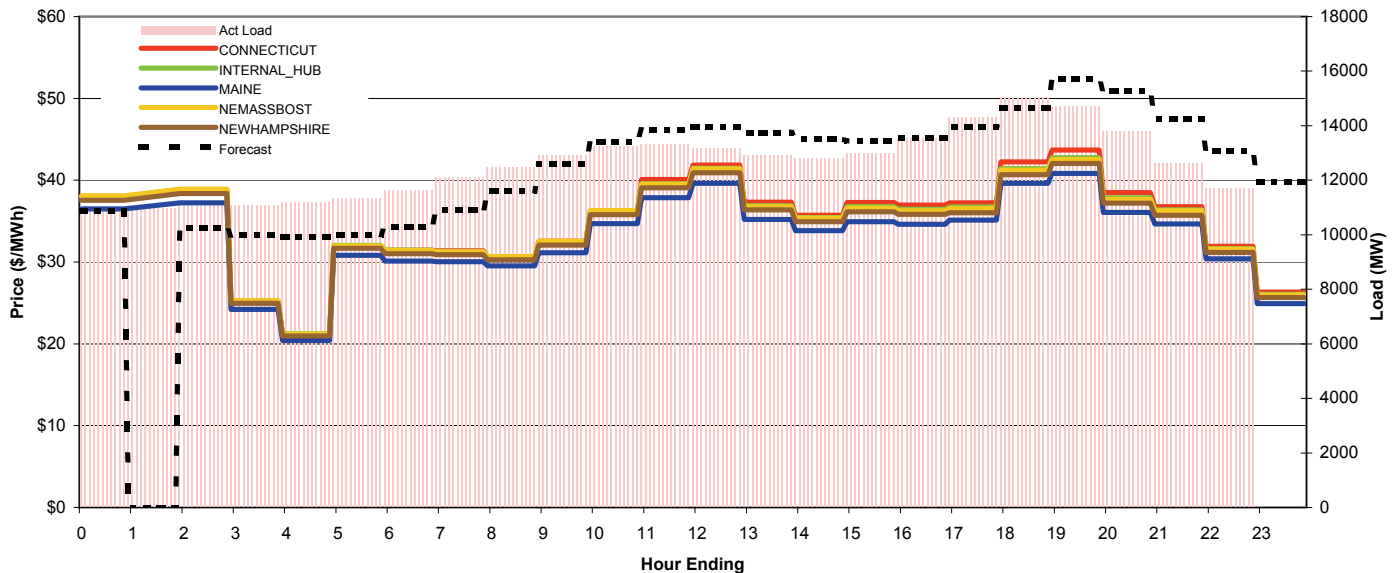
## Day-Ahead Prices and Cleared Load

	HE1	HE2	HE3	HE4	HE5	HE6	HE7	HE8	HE9	HE10	HE11	HE12	HE13	HE14	HE15	HE16	HE17	HE18	HE19	HE20	HE21	HE22	HE23	HE24	avg all/peak
CONNECTICUT	34.57	#N/A	35.05	32.10	32.46	32.73	33.41	35.00	35.36	40.81	42.49	42.69	41.50	37.65	36.77	36.76	37.19	40.58	45.47	47.68	44.00	39.82	34.99	34.79	#N/A
NEMASSBOST	33.84	#N/A	34.3	31.41	31.77	32.03	32.7	34.26	34.61	39.95	41.58	41.78	40.62	36.85	35.99	35.98	36.4	39.72	44.49	46.67	43.07	38.97	34.25	34.05	#N/A
NEWHAMPSHIRE	33.57	#N/A	34.03	31.17	31.52	31.78	32.45	33.99	34.34	39.63	41.26	41.45	40.3	36.56	35.7	35.7	36.11	39.41	44.14	46.3	42.73	38.67	33.98	33.79	#N/A
MAINE	32.31	#N/A	32.76	30.00	30.34	30.59	31.23	32.72	33.05	38.15	39.71	39.90	38.78	35.18	34.36	34.36	34.76	37.92	42.47	44.56	41.13	37.21	32.70	32.52	#N/A
INTERNAL_HUB	34.04	#N/A	34.51	31.6	31.96	32.22	32.9	34.47	34.82	40.18	41.83	42.03	40.86	37.07	36.2	36.2	36.61	39.96	44.76	46.95	43.33	39.21	34.45	34.26	#N/A
DA Load (GW)	10.6	10.6	10.4	10.4	10.7	10.9	11.4	12.2	12.6	12.9	12.9	12.7	12.8	12.6	12.8	13.5	14.7	14.7	14.4	13.2	12.0	11.0	11.0	0.0	



## Preliminary Real-Time Prices with Forecasted and Actual System Load

	HE1	HE2	HE3	HE4	HE5	HE6	HE7	HE8	HE9	HE10	HE11	HE12	HE13	HE14	HE15	HE16	HE17	HE18	HE19	HE20	HE21	HE22	HE23	HE24	avg all/peak
CONNECTICUT	37.88	#N/A	38.73	25.18	21.10	31.94	31.43	31.35	30.63	32.54	36.25	40.08	41.86	37.32	35.73	37.28	36.95	37.25	42.24	43.70	38.49	36.76	31.91	26.34	#N/A
NEMASSBOST	38.1	#N/A	38.86	25.25	21.2	31.97	31.39	31.26	30.68	32.56	36.28	39.5	41.37	36.75	35.36	36.57	36.26	36.55	41.21	42.52	37.68	36.24	31.58	25.99	#N/A
NEWHAMPSHIRE	37.53	#N/A	38.37	24.97	20.96	31.67	31.03	30.9	30.29	32.09	35.79	39.08	40.93	36.36	34.93	36.14	35.83	36.02	40.68	42.04	37.19	35.73	31.16	25.64	#N/A
MAINE	36.48	#N/A	37.25	24.22	20.40	31.67	31.03	30.04	29.55	31.15	34.71	37.86	39.63	35.20	33.83	34.92	34.63	35.11	39.62	40.84	36.08	34.67	30.41	24.92	#N/A
INTERNAL_HUB	38.03	#N/A	38.87	25.27	21.22	32.02	31.43	31.29	30.66	32.49	36.19	39.58	41.46	36.89	35.44	36.78	36.45	36.73	41.42	42.77	37.85	36.36	31.64	26.05	#N/A
Forecast	10.88	0.00	10.26	10.00	9.90	10.00	10.30	10.90	11.60	12.60	13.40	13.86	13.96	13.74	13.52	13.44	13.55	13.95	14.65	15.72	15.27	14.25	13.06	11.93	12 / 14
(RT) - (DA Load)	0.45	0.37	0.73	0.66	0.53	0.47	0.27	-0.03	-0.10	0.00	0.35	0.61	0.38	0.37	0.27	0.22	-0.01	-0.37	0.34	0.27	0.56	0.58	0.72	0.00	





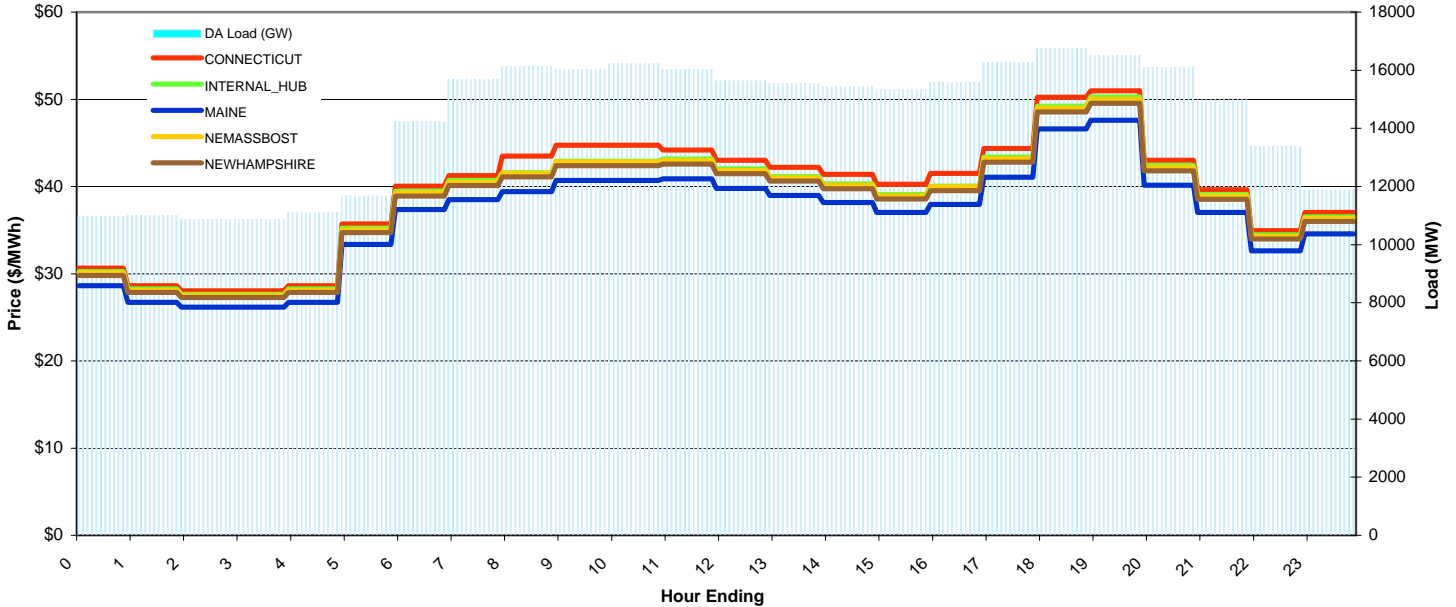
# ISO-NE Daily Report

Report for 03/09/2009

Price Color Codes: <=0 >=100 >=200

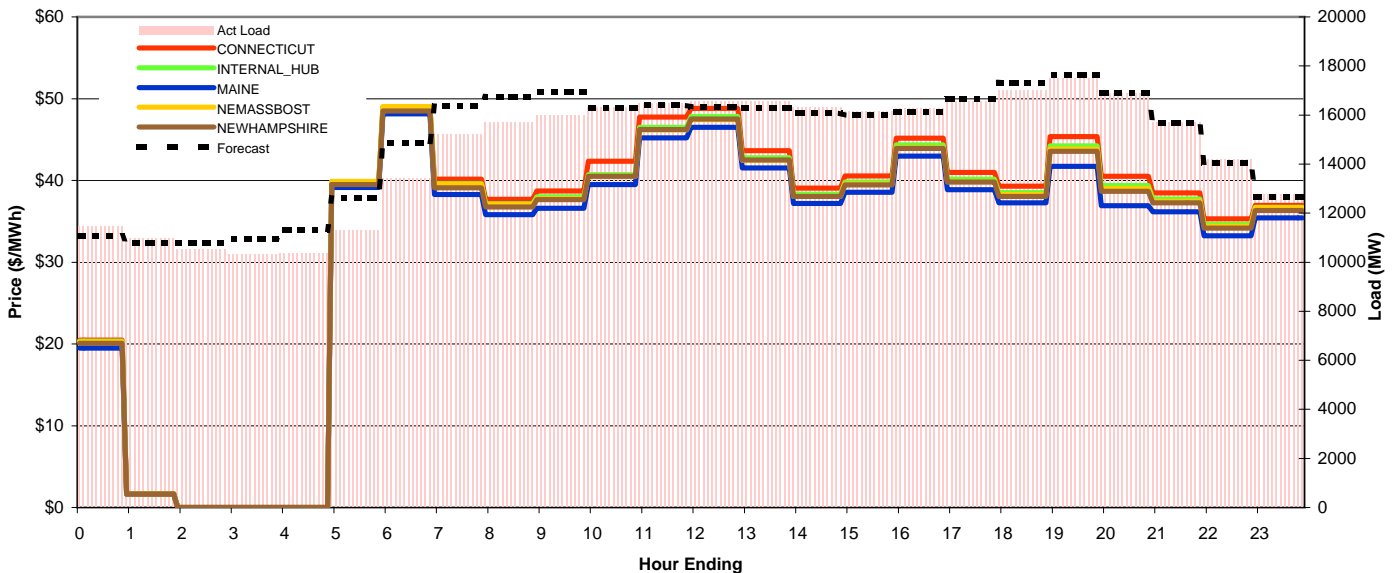
## Day-Ahead Prices and Cleared Load

	HE1	HE2	HE3	HE4	HE5	HE6	HE7	HE8	HE9	HE10	HE11	HE12	HE13	HE14	HE15	HE16	HE17	HE18	HE19	HE20	HE21	HE22	HE23	HE24	avg all/peak
CONNECTICUT	30.66	28.63	28.03	28.03	28.63	35.71	40.02	41.25	43.49	44.72	44.72	44.17	43.00	42.20	41.39	40.27	41.50	44.36	50.25	50.97	43.00	39.65	34.93	37.02	39 / 43
NEMASSBOST	30.09	28.09	27.51	27.51	28.09	35.04	39.26	40.47	41.52	42.84	42.84	42.99	41.85	41	40.15	38.95	39.95	43.2	49	50.01	42.19	38.9	34.28	36.32	38 / 42
NEWHAMPSHIRE	29.81	27.84	27.26	27.26	27.84	34.72	38.9	40.1	41.09	42.39	42.39	42.58	41.45	40.61	39.76	38.57	39.54	42.79	48.54	49.55	41.8	38.54	33.97	36	38 / 41
MAINE	28.63	26.73	26.18	26.18	26.73	33.35	37.34	38.49	39.43	40.68	40.68	40.87	39.79	38.98	38.16	37.02	37.95	41.07	46.60	47.58	40.13	37.01	32.62	34.57	37 / 40
INTERNAL_HUB	30.24	28.24	27.65	27.65	28.24	35.22	39.46	40.68	41.56	42.89	42.89	43.15	42.01	41.15	40.28	39.07	40.03	43.38	49.21	50.27	42.41	39.1	34.45	36.51	39 / 42
DA Load (GW)	11.0	11.0	10.9	10.9	11.1	11.7	14.2	15.7	16.1	16.0	16.2	16.0	15.6	15.4	15.4	15.6	16.3	16.7	16.5	16.1	15.0	13.4	11.9		



## Preliminary Real-Time Prices with Forecasted and Actual System Load

	HE1	HE2	HE3	HE4	HE5	HE6	HE7	HE8	HE9	HE10	HE11	HE12	HE13	HE14	HE15	HE16	HE17	HE18	HE19	HE20	HE21	HE22	HE23	HE24	avg all/peak
CONNECTICUT	20.46	1.67	0.00	0.00	0.00	39.77	48.98	40.16	37.68	38.70	42.34	47.76	48.79	43.63	39.06	40.54	45.18	40.96	39.29	45.37	40.51	38.46	35.30	36.95	34 / 41
NEMASSBOST	20.29	1.65	0	0	0	39.87	49.03	39.53	37.05	37.77	40.5	46.17	47.42	42.46	38.06	39.55	44.01	39.86	38.28	43.82	39.04	37.46	34.41	36.68	33 / 40
NEWHAMPSHIRE	20.07	1.63	0	0	0	39.5	48.48	39.11	36.75	37.64	40.5	46.23	47.5	42.5	38.04	39.45	43.93	39.8	38.06	43.55	38.68	37.25	34.17	36.34	33 / 40
MAINE	19.51	1.59	0.00	0.00	0.00	39.78	48.16	38.29	35.83	36.58	39.49	45.20	46.49	41.54	37.19	38.55	42.97	38.85	37.26	41.71	36.90	36.16	33.24	35.43	34 / 39
INTERNAL_HUB	20.36	1.66	0	0	0	39.78	48.93	39.62	37.16	37.99	40.71	46.5	47.81	42.79	38.32	39.82	44.35	40.16	38.51	44.21	39.38	37.73	34.63	36.71	33 / 41
Forecast	11.06	10.80	10.76	10.93	11.33	12.61	14.86	16.36	16.75	16.92	16.30	16.40	16.33	16.28	16.07	15.98	16.14	16.67	17.32	17.61	16.90	15.68	14.06	12.67	15 / 16
(RT) - (DA Load)	0.54	-0.05	-0.35	-0.54	-0.75	-0.39	-0.79	-0.48	-0.42	-0.05	0.09	0.46	0.94	1.01	0.90	0.81	0.69	0.29	0.25	0.98	0.79	0.73	0.82	0.87	



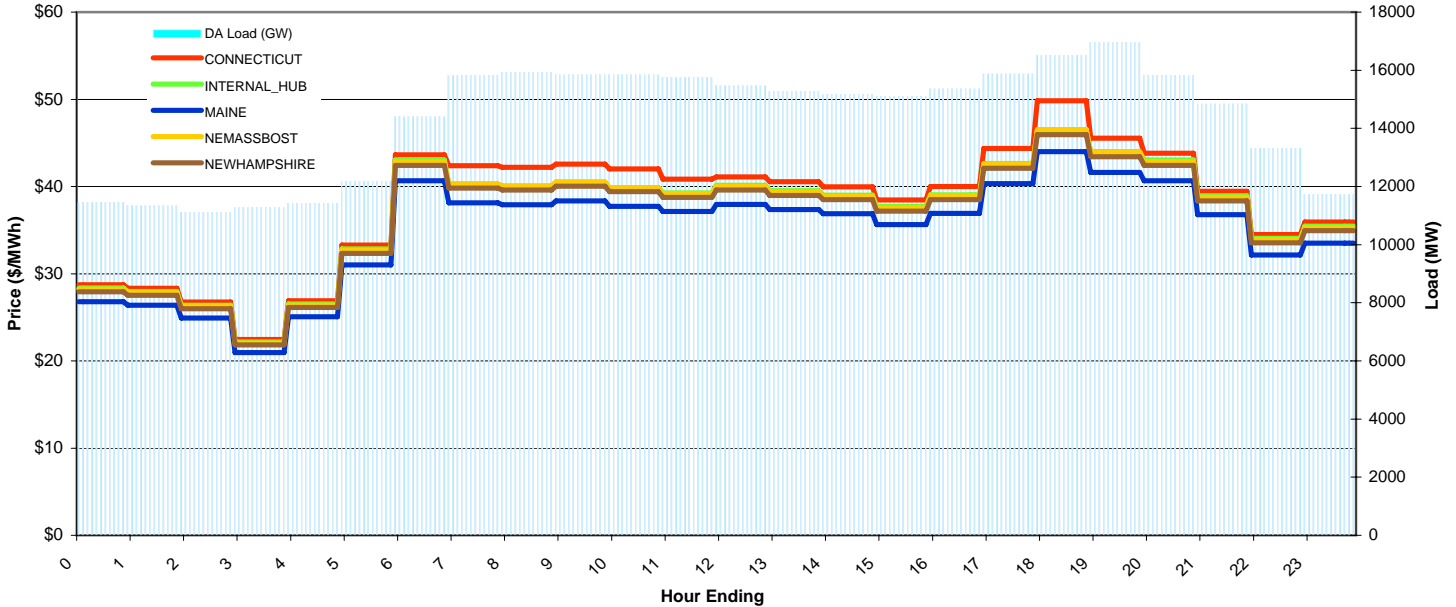
# ISO-NE Daily Report

Report for 03/10/2009

Price Color Codes: <=0 >=100 >=200

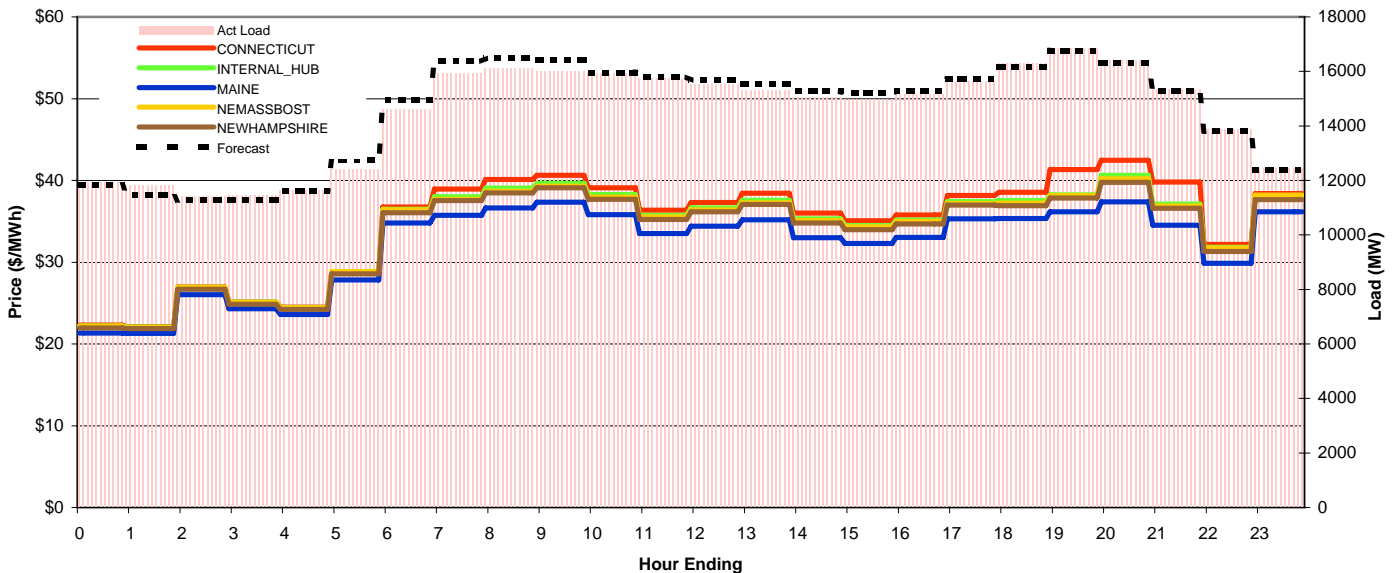
## Day-Ahead Prices and Cleared Load

	HE1	HE2	HE3	HE4	HE5	HE6	HE7	HE8	HE9	HE10	HE11	HE12	HE13	HE14	HE15	HE16	HE17	HE18	HE19	HE20	HE21	HE22	HE23	HE24	avg all/peak
CONNECTICUT	28.73	28.33	26.74	22.47	26.89	33.27	43.63	42.39	42.19	42.58	42.02	40.84	41.10	40.55	39.96	38.45	39.99	44.37	49.84	45.54	43.81	39.45	34.51	35.93	38 / 42
NEMASSBOST	28.21	27.82	26.26	22.06	26.4	32.67	42.84	40.28	40.06	40.5	39.86	39.2	40	39.39	38.88	37.55	38.92	42.57	46.54	43.43	42.85	38.74	33.89	35.28	37 / 40
NEWHAMPSHIRE	27.93	27.54	26	21.84	26.14	32.34	42.42	39.81	39.59	40.03	39.4	38.77	39.59	38.98	38.48	37.17	38.51	42.1	45.95	43.43	42.41	38.35	33.55	34.94	36 / 40
MAINE	26.78	26.40	24.92	20.94	25.06	31.00	40.66	38.12	37.92	38.34	37.74	37.14	37.94	37.35	36.88	35.63	36.91	40.34	44.00	41.60	40.65	36.76	32.16	33.49	35 / 38
INTERNAL_HUB	28.35	27.95	26.39	22.17	26.53	32.83	43.06	40.28	40.05	40.5	39.85	39.26	40.15	39.53	39.02	37.71	39.06	42.63	46.39	44	43.04	38.93	34.06	35.46	37 / 40
DA Load (GW)	11.5	11.3	11.1	11.3	11.4	12.2	14.4	15.8	15.9	15.8	15.8	15.8	15.5	15.3	15.2	15.1	15.4	15.9	16.5	16.9	15.8	14.8	13.3	11.7	



## Preliminary Real-Time Prices with Forecasted and Actual System Load

	HE1	HE2	HE3	HE4	HE5	HE6	HE7	HE8	HE9	HE10	HE11	HE12	HE13	HE14	HE15	HE16	HE17	HE18	HE19	HE20	HE21	HE22	HE23	HE24	avg all/peak
CONNECTICUT	22.32	22.10	26.97	25.13	24.50	28.83	36.75	38.96	40.11	40.61	39.10	36.35	37.30	38.42	36.00	35.07	35.77	38.16	38.55	41.32	42.46	39.79	32.16	38.39	35 / 38
NEMASSBOST	22.18	22.05	26.91	25.08	24.44	28.83	36.38	37.7	38.67	39.29	37.96	35.53	36.41	37.25	35.12	34.33	34.98	37.19	37.23	38.17	40.2	36.87	31.75	38.21	34 / 37
NEWHAMPSHIRE	21.97	21.87	26.68	24.87	24.21	28.56	36.06	37.54	38.49	39.09	37.68	35.21	36.16	37.06	34.81	33.98	34.68	36.98	36.92	37.84	39.78	36.59	31.31	37.64	34 / 37
MAINE	21.34	21.28	26.04	24.29	23.61	28.00	34.78	35.72	36.65	37.34	35.83	33.50	34.41	35.19	33.00	32.30	33.02	35.29	35.33	36.18	37.38	34.54	29.85	36.17	35 / 35
INTERNAL_HUB	22.2	22.08	26.94	25.12	24.47	28.85	36.47	38.01	39.05	39.66	38.27	35.72	36.63	37.57	35.32	34.48	35.14	37.43	37.53	38.23	40.63	37.09	31.81	38.17	34 / 37
Forecast	11.83	11.46	11.28	11.28	11.61	12.75	14.96	16.37	16.49	16.40	15.96	15.80	15.67	15.53	15.27	15.19	15.28	15.72	16.17	16.77	16.32	15.27	13.80	12.37	15 / 16
(RT) - (DA Load)	0.49	0.50	0.29	0.17	0.22	0.25	0.21	0.13	0.20	0.17	0.09	-0.02	0.06	0.06	-0.10	-0.14	-0.19	-0.23	-0.22	-0.07	0.61	0.54	0.56	0.73	



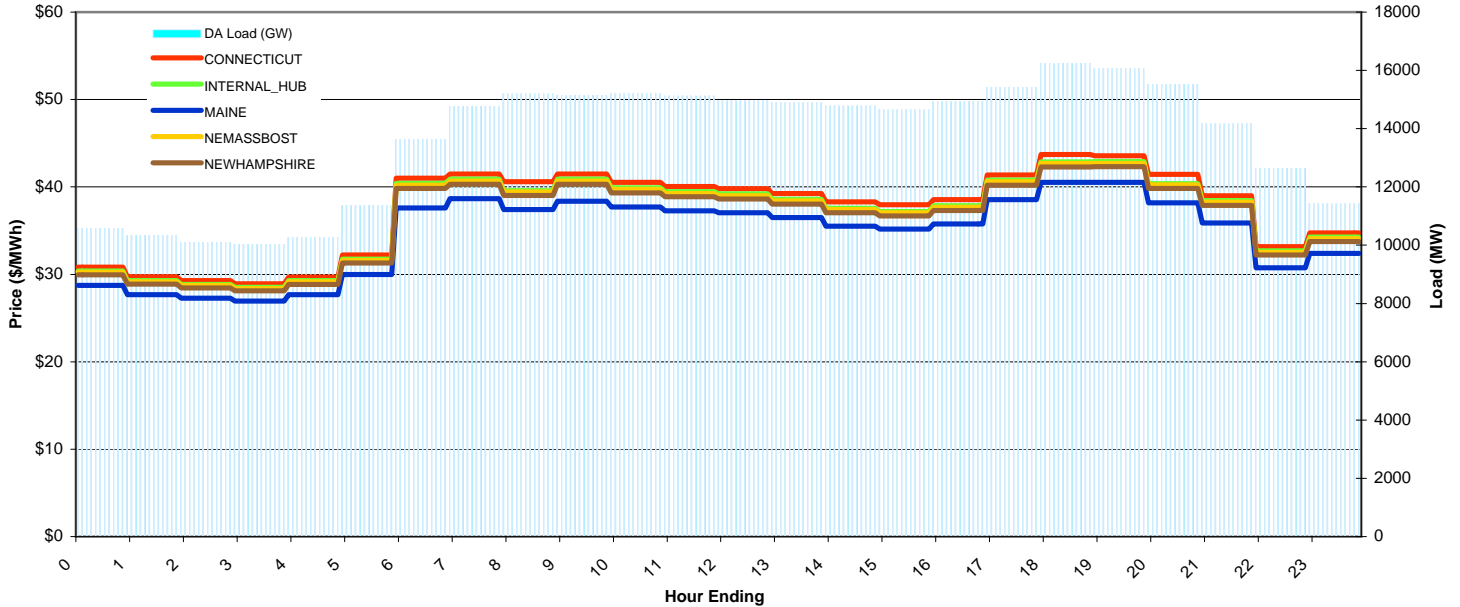
# ISO-NE Daily Report

Report for 03/11/2009

Price Color Codes: <=0 >=100 >=200

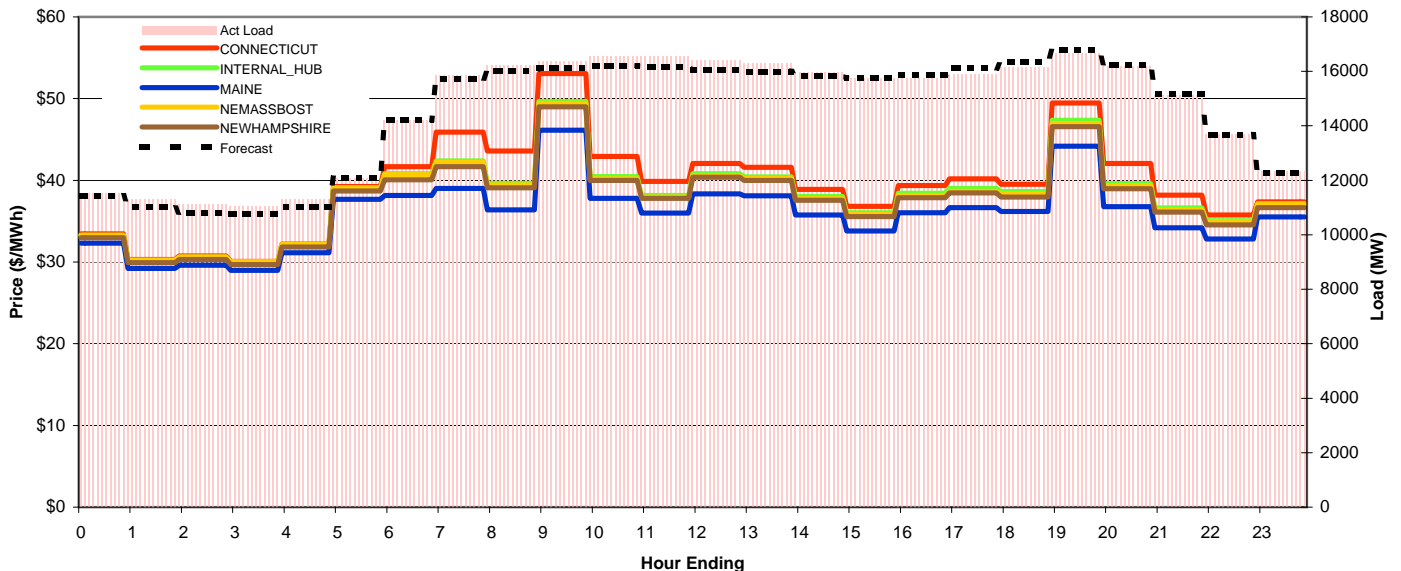
## Day-Ahead Prices and Cleared Load

	HE1	HE2	HE3	HE4	HE5	HE6	HE7	HE8	HE9	HE10	HE11	HE12	HE13	HE14	HE15	HE16	HE17	HE18	HE19	HE20	HE21	HE22	HE23	HE24	avg all/peak
CONNECTICUT	30.84	29.71	29.28	28.92	29.70	32.20	40.99	41.47	40.58	41.47	40.53	40.05	39.81	39.25	38.30	37.97	38.56	41.38	43.70	43.58	41.44	39.00	33.15	34.75	37 / 40
NEMASSBOST	30.25	29.14	28.72	28.37	29.13	31.59	40.21	40.68	39.42	40.68	39.71	39.26	39	38.41	37.41	37.05	37.68	40.59	42.69	42.69	40.24	38.26	32.52	34.09	37 / 39
NEWHAMPSHIRE	29.96	28.87	28.45	28.1	28.86	31.29	39.83	40.29	39.03	40.29	39.33	38.88	38.63	38.04	37.04	36.69	37.31	40.2	42.27	42.33	39.83	37.89	32.21	33.76	36 / 39
MAINE	28.73	27.68	27.28	26.95	27.67	30.00	37.61	38.64	37.42	38.35	37.71	37.28	37.04	36.48	35.52	35.18	35.78	38.55	40.54	40.53	38.19	35.86	30.76	32.38	35 / 37
INTERNAL_HUB	30.4	29.29	28.86	28.51	29.28	31.74	40.41	40.88	39.56	40.88	39.9	39.45	39.19	38.59	37.57	37.2	37.84	40.79	42.87	42.89	40.37	38.45	32.68	34.26	37 / 39
DA Load (GW)	10.6	10.3	10.1	10.0	10.3	11.4	13.6	14.8	15.2	15.2	15.2	15.1	15.0	14.9	14.8	14.7	15.0	15.4	16.3	16.1	15.5	14.2	12.6	11.4	



## Preliminary Real-Time Prices with Forecasted and Actual System Load

	HE1	HE2	HE3	HE4	HE5	HE6	HE7	HE8	HE9	HE10	HE11	HE12	HE13	HE14	HE15	HE16	HE17	HE18	HE19	HE20	HE21	HE22	HE23	HE24	avg all/peak
CONNECTICUT	33.43	30.30	30.74	30.09	32.19	39.24	41.68	45.90	43.58	53.08	42.94	39.88	42.08	41.61	38.90	36.82	39.37	40.17	39.53	49.46	42.07	38.19	35.74	37.36	39 / 42
NEMASSBOST	33.3	30.25	30.63	30.02	32.17	39.07	40.68	42.2	39.43	49.42	40.2	37.94	40.55	40.21	37.76	35.84	38.13	38.65	38.34	46.97	39.35	36.37	34.93	37.12	38 / 40
NEWHAMPSHIRE	32.97	29.93	30.31	29.7	31.86	38.71	40.08	41.66	39.07	48.98	39.98	37.78	40.36	39.98	37.54	35.57	37.89	38.44	37.96	46.66	38.96	36.1	34.54	36.64	38 / 39
MAINE	32.30	29.23	29.59	28.98	31.13	38.00	38.14	39.02	36.40	46.13	37.81	36.01	38.36	38.12	35.75	33.78	36.04	36.66	36.19	44.17	36.78	34.18	32.81	35.53	38 / 37
INTERNAL_HUB	33.25	30.2	30.6	29.99	32.13	39.03	40.81	42.36	39.62	49.66	40.46	38.15	40.79	40.42	38.03	36.05	38.43	38.99	38.61	47.35	39.61	36.63	35.07	37.07	38 / 40
Forecast	11.43	11.01	10.79	10.75	11.03	12.08	14.22	15.71	16.01	16.11	16.21	16.17	16.05	15.99	15.84	15.74	15.89	16.13	16.36	16.78	16.25	15.16	13.68	12.26	14 / 16
(RT) - (DA Load)	0.94	0.97	1.01	1.04	1.03	0.68	0.58	1.10	1.02	1.23	1.33	1.44	1.46	1.41	1.19	1.09	0.81	0.49	-0.12	0.59	0.66	0.94	1.06	0.89	



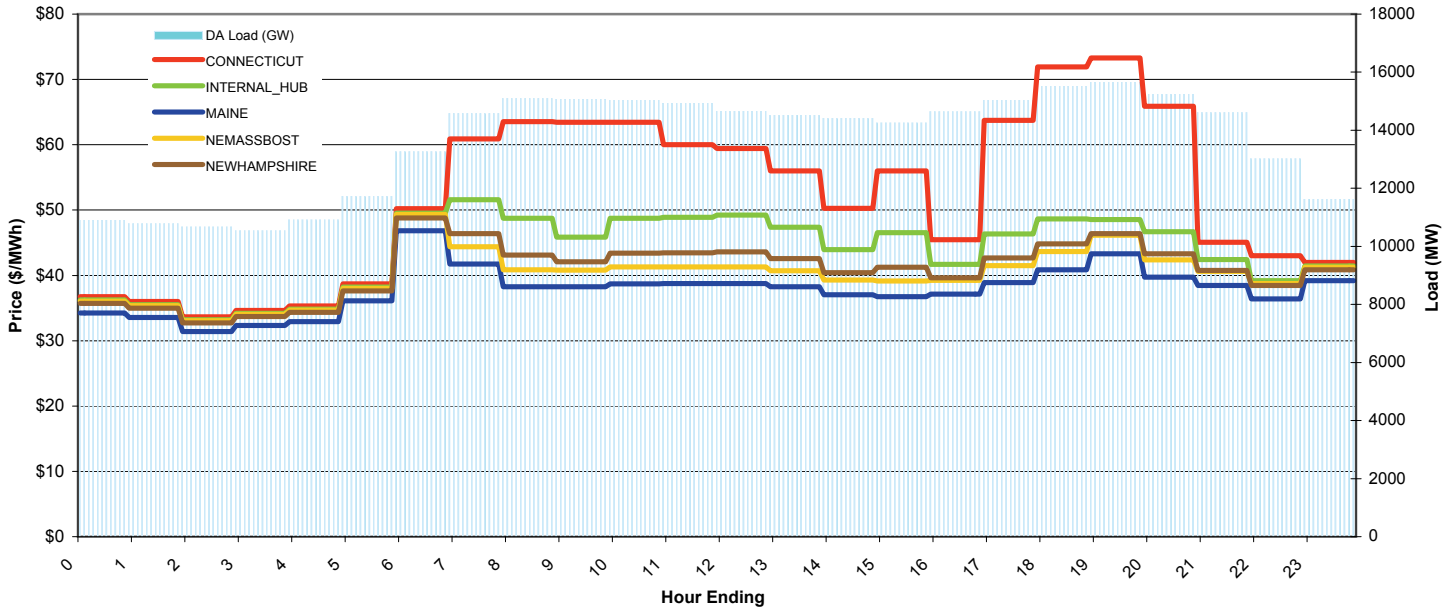
# ISO-NE Daily Report

Report for 03/12/2009

Price Color Codes: <=0 >=100 >=200

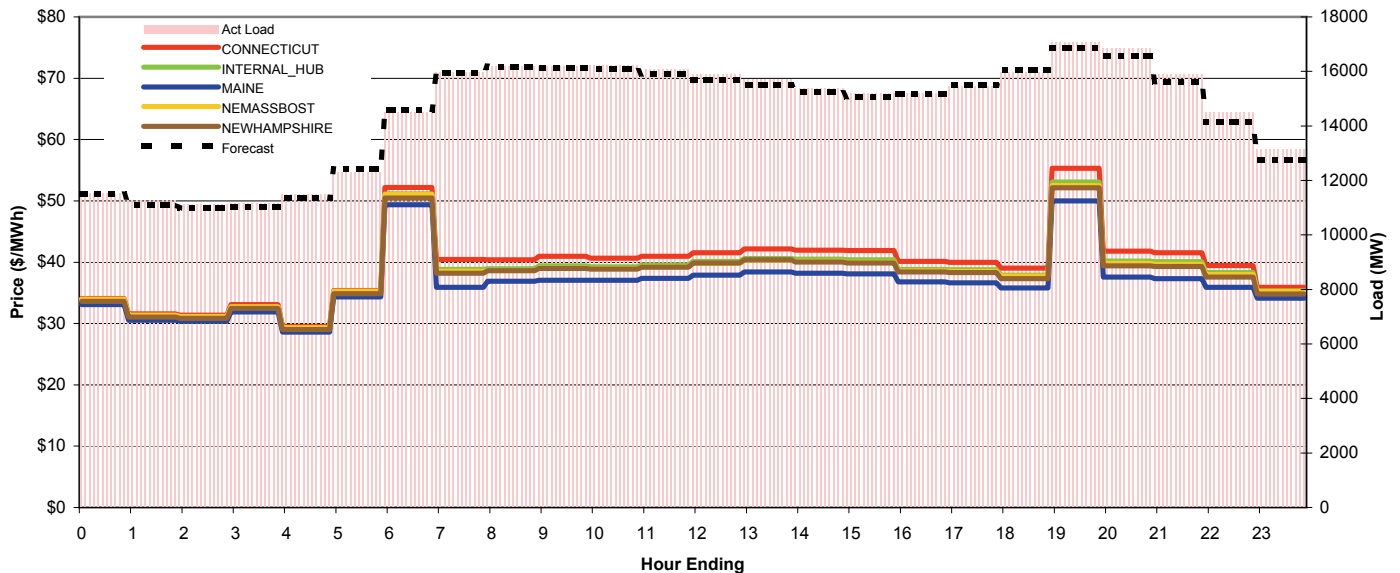
## Day-Ahead Prices and Cleared Load

	HE1	HE2	HE3	HE4	HE5	HE6	HE7	HE8	HE9	HE10	HE11	HE12	HE13	HE14	HE15	HE16	HE17	HE18	HE19	HE20	HE21	HE22	HE23	HE24	avg all/peak
CONNECTICUT	36.73	35.99	33.65	34.65	35.30	38.70	50.19	60.90	63.52	63.46	63.42	60.00	59.42	56.00	50.26	56.00	45.46	63.75	71.91	73.29	65.90	45.05	43.00	42.00	52 / 59
NEMASSBOST	36.08	35.35	33.06	34.04	34.68	38.01	49.31	44.4	40.86	40.83	41.31	41.3	41.3	40.69	39.28	39.14	39.25	41.48	43.64	46.14	42.36	40.6	38.75	41.26	40 / 41
NEWHAMPSHIRE	35.72	35	32.73	33.7	34.33	37.63	48.81	46.39	43.11	42.08	43.42	43.47	43.59	42.55	40.44	41.26	39.65	42.65	44.84	46.39	43.33	40.77	38.47	40.85	41 / 43
MAINE	34.26	33.57	31.39	32.32	32.92	36.09	46.82	41.75	38.26	38.27	38.70	38.75	38.76	38.26	37.02	36.75	37.12	38.92	40.86	43.31	39.75	38.45	36.41	39.18	38 / 39
INTERNAL_HUB	36.24	35.52	33.21	34.2	34.83	38.19	49.53	51.6	48.74	45.83	48.76	48.91	49.23	47.37	43.92	46.52	41.71	46.32	48.66	48.55	46.7	42.44	39.2	41.45	44 / 47
DA Load (GW)	10.9	10.8	10.7	10.5	10.9	11.7	13.3	14.6	15.1	15.1	15.0	14.9	14.7	14.5	14.4	14.3	14.6	15.0	15.5	15.7	15.2	14.6	13.0	11.6	



## Preliminary Real-Time Prices with Forecasted and Actual System Load

	HE1	HE2	HE3	HE4	HE5	HE6	HE7	HE8	HE9	HE10	HE11	HE12	HE13	HE14	HE15	HE16	HE17	HE18	HE19	HE20	HE21	HE22	HE23	HE24	avg all/peak
CONNECTICUT	34.07	31.56	31.35	33.08	29.54	35.37	52.17	40.42	40.38	40.97	40.65	40.98	41.55	42.16	41.98	41.91	40.15	39.95	39.04	55.30	41.80	41.52	39.47	35.88	40 / 42
NEMASSBOST	33.96	31.35	31.13	32.7	29.35	35.27	51.03	38.53	38.64	39.04	38.95	39.25	39.81	40.28	40.13	39.97	38.56	38.49	37.71	52.49	39.8	39.67	38.01	35.22	38 / 40
NEWHAMPSHIRE	33.61	31.06	30.84	32.44	29.04	34.86	50.47	38.21	38.64	39	38.89	39.21	39.88	40.39	40.05	39.88	38.42	38.31	37.3	52.14	39.42	39.31	37.57	34.81	38 / 40
MAINE	33.07	30.51	30.35	31.88	28.58	38.00	49.36	35.92	36.87	37.07	37.04	37.34	37.91	38.43	38.19	38.07	36.78	36.62	35.80	49.99	37.59	37.31	35.89	34.12	39 / 38
INTERNAL_HUB	33.89	31.32	31.11	32.73	29.35	35.21	51.16	38.85	38.95	39.42	39.25	39.54	40.13	40.62	40.5	40.38	38.85	38.76	37.91	53.07	40.2	40.08	38.28	35.31	39 / 40
Forecast	11.50	11.11	10.98	11.01	11.34	12.42	14.59	15.95	16.18	16.11	16.09	15.91	15.67	15.50	15.24	15.08	15.17	15.49	16.05	16.86	16.57	15.62	14.15	12.76	14 / 16
(RT) - (DA Load)	0.63	0.49	0.44	0.65	0.58	0.60	1.27	1.41	1.09	1.15	1.20	1.17	1.24	1.19	1.00	0.95	0.55	0.44	0.49	1.40	1.60	1.31	1.50	1.51	



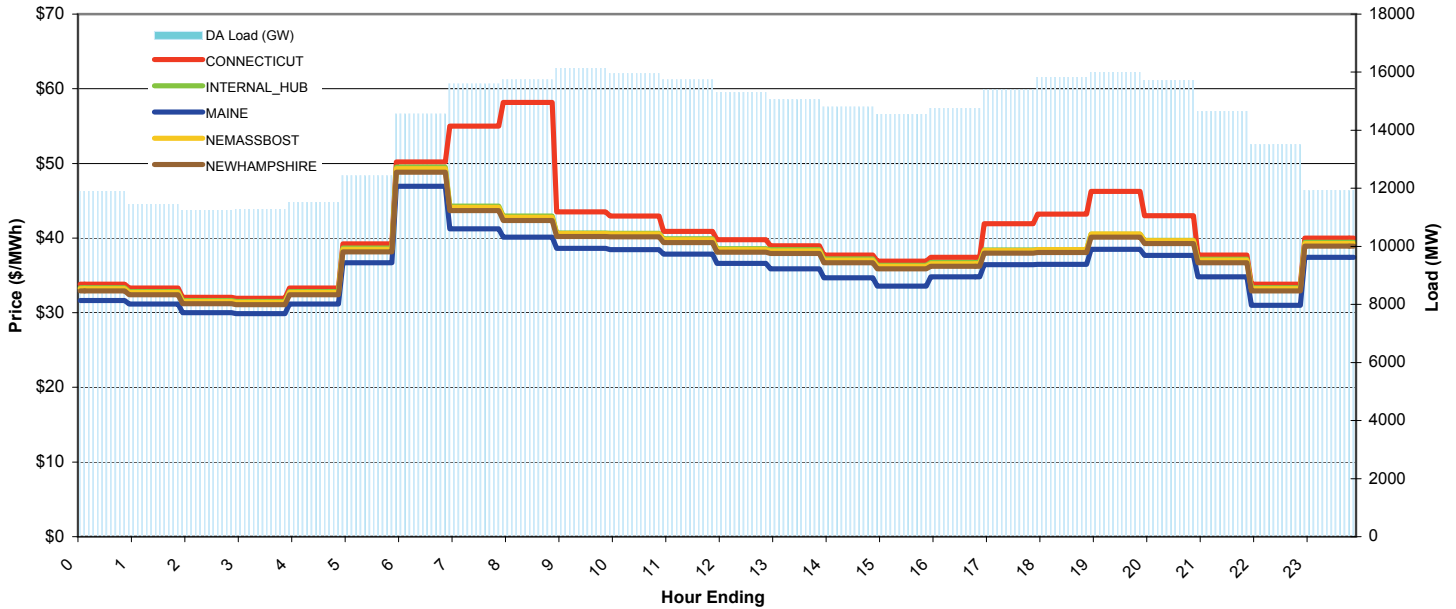
# ISO-NE Daily Report

Report for 03/13/2009

Price Color Codes: <=0 >=100 >=200

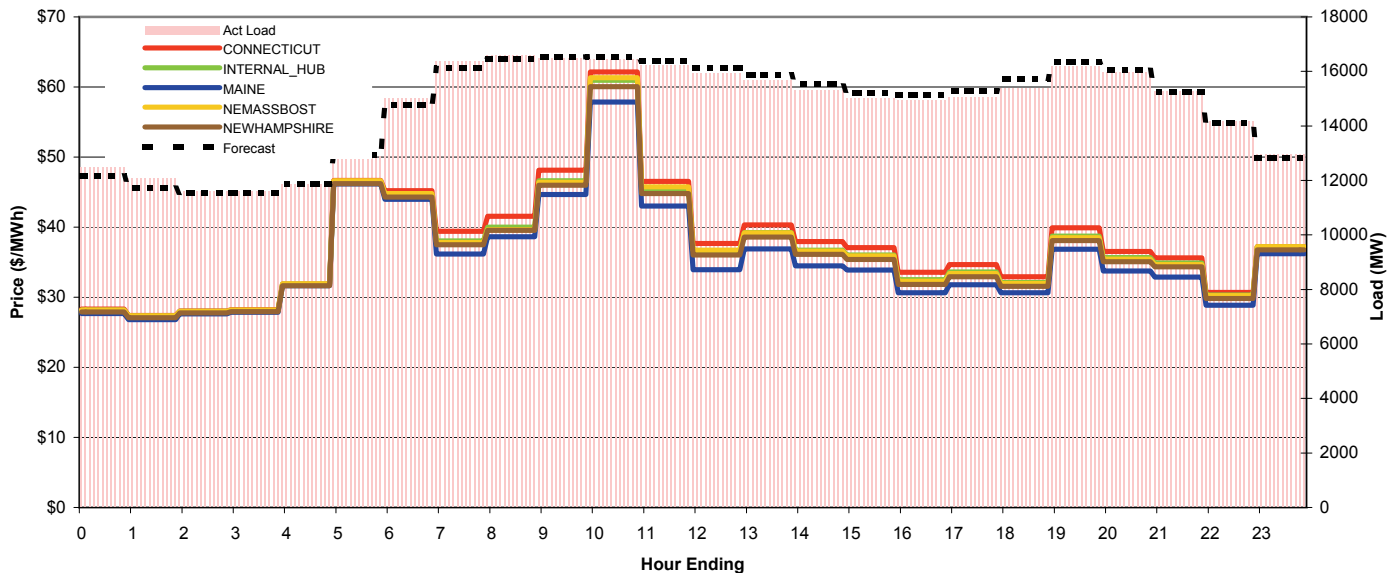
## Day-Ahead Prices and Cleared Load

	HE1	HE2	HE3	HE4	HE5	HE6	HE7	HE8	HE9	HE10	HE11	HE12	HE13	HE14	HE15	HE16	HE17	HE18	HE19	HE20	HE21	HE22	HE23	HE24	avg all/peak
CONNECTICUT	33.82	33.31	32.07	31.94	33.31	39.21	50.19	54.99	58.18	43.52	42.95	40.88	39.76	38.98	37.71	36.92	37.41	41.92	43.22	46.24	43.00	37.71	33.82	39.99	40 / 42
NEMASSBOST	33.22	32.71	31.49	31.37	32.71	38.5	49.28	44.12	42.79	40.61	40.54	39.76	38.46	38.28	37.03	36.22	36.57	38.34	38.45	40.54	39.64	37.03	33.22	39.27	38 / 39
NEWHAMPSHIRE	32.91	32.41	31.2	31.08	32.41	38.15	48.83	43.68	42.34	40.22	40.15	39.4	38.1	37.92	36.69	35.89	36.23	37.96	38.05	40.12	39.25	36.69	32.91	38.91	38 / 38
MAINE	31.64	31.16	30.00	29.88	31.16	36.68	46.95	41.23	40.14	38.63	38.46	37.87	36.62	35.86	34.66	33.58	34.82	36.43	36.50	38.48	37.68	34.80	30.99	37.41	36 / 37
INTERNAL_HUB	33.36	32.85	31.62	31.5	32.85	38.67	49.49	44.28	42.94	40.7	40.65	39.92	38.6	38.44	37.19	36.37	36.72	38.39	38.44	40.51	39.71	37.18	33.36	39.44	38 / 39
DA Load (GW)	11.9	11.4	11.2	11.3	11.5	12.4	14.6	15.6	15.7	16.1	16.0	15.7	15.3	15.1	14.8	14.6	14.8	15.4	15.8	16.0	15.7	14.7	13.5	11.9	



## Preliminary Real-Time Prices with Forecasted and Actual System Load

	HE1	HE2	HE3	HE4	HE5	HE6	HE7	HE8	HE9	HE10	HE11	HE12	HE13	HE14	HE15	HE16	HE17	HE18	HE19	HE20	HE21	HE22	HE23	HE24	avg all/peak
CONNECTICUT	28.30	27.38	28.05	28.20	31.89	46.66	45.22	39.39	41.55	48.15	62.16	46.52	37.68	40.33	37.93	37.10	33.58	34.67	32.93	39.89	36.51	35.62	30.68	37.20	38 / 40
NEMASSBOST	28.18	27.33	28	28.17	31.9	46.6	44.78	37.81	39.64	46.39	61.34	45.76	36.73	39.19	36.56	35.89	32.28	33.38	31.98	38.48	35.45	34.67	30.24	37.2	37 / 38
NEWHAMPSHIRE	27.88	27.09	27.77	27.95	31.66	46.22	44.27	37.5	39.55	45.99	60.03	44.81	36.04	38.6	36.1	35.39	31.84	32.94	31.54	38.09	35.05	34.32	29.84	36.76	37 / 38
MAINE	27.66	26.80	27.62	27.87	31.63	46.00	43.96	36.16	38.62	44.64	57.86	43.03	33.92	36.88	34.49	33.89	30.63	31.80	30.63	36.86	33.76	32.87	28.86	36.23	37 / 37
INTERNAL_HUB	28.18	27.32	27.98	28.15	31.87	46.53	44.71	38.03	40	46.63	60.94	45.53	36.65	39.21	36.71	36.02	32.52	33.61	32.11	38.74	35.65	34.89	30.3	37.17	37 / 39
Forecast	12.16	11.72	11.53	11.53	11.86	12.92	14.78	16.11	16.45	16.53	16.54	16.39	16.12	15.88	15.52	15.19	15.12	15.26	15.73	16.33	16.05	15.24	14.09	12.82	15 / 16
(RT) - (DA Load)	0.60	0.63	0.38	0.32	0.37	0.47	0.47	0.78	0.84	0.37	0.49	0.51	0.64	0.62	0.51	0.47	0.19	-0.35	-0.44	0.23	0.25	0.62	0.65	1.04	



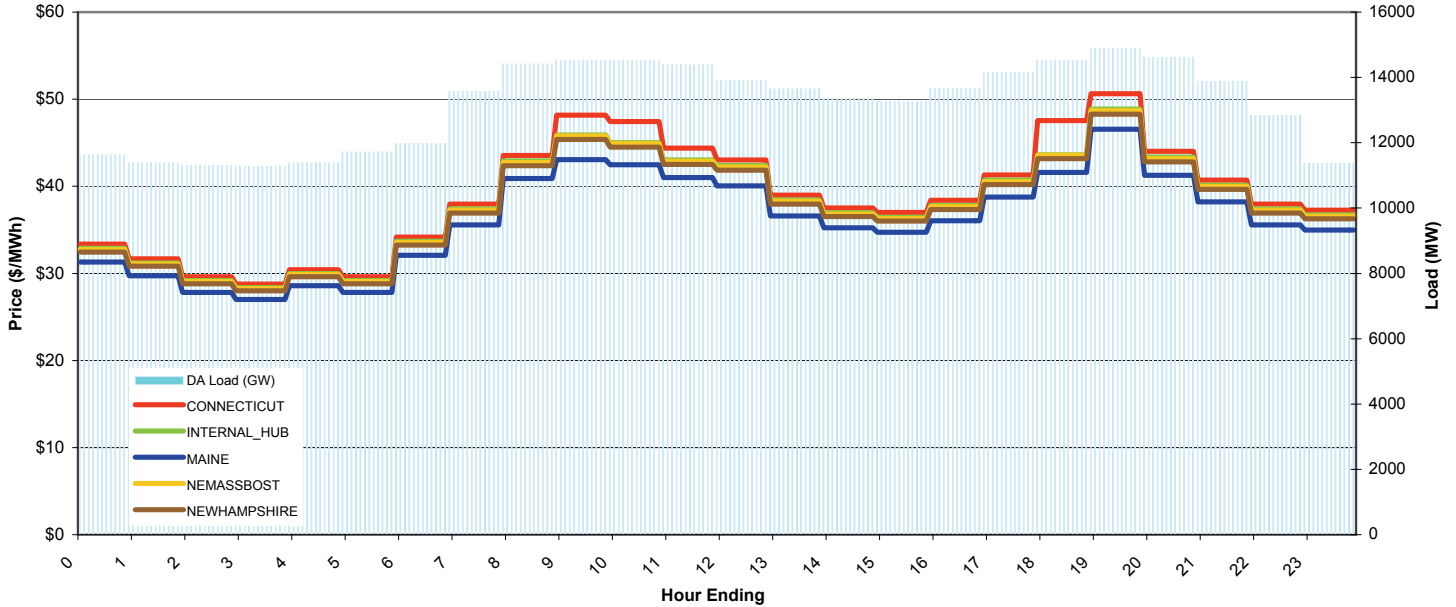
# ISO-NE Daily Report

Report for 03/14/2009

Price Color Codes: <=0 >=100 >=200

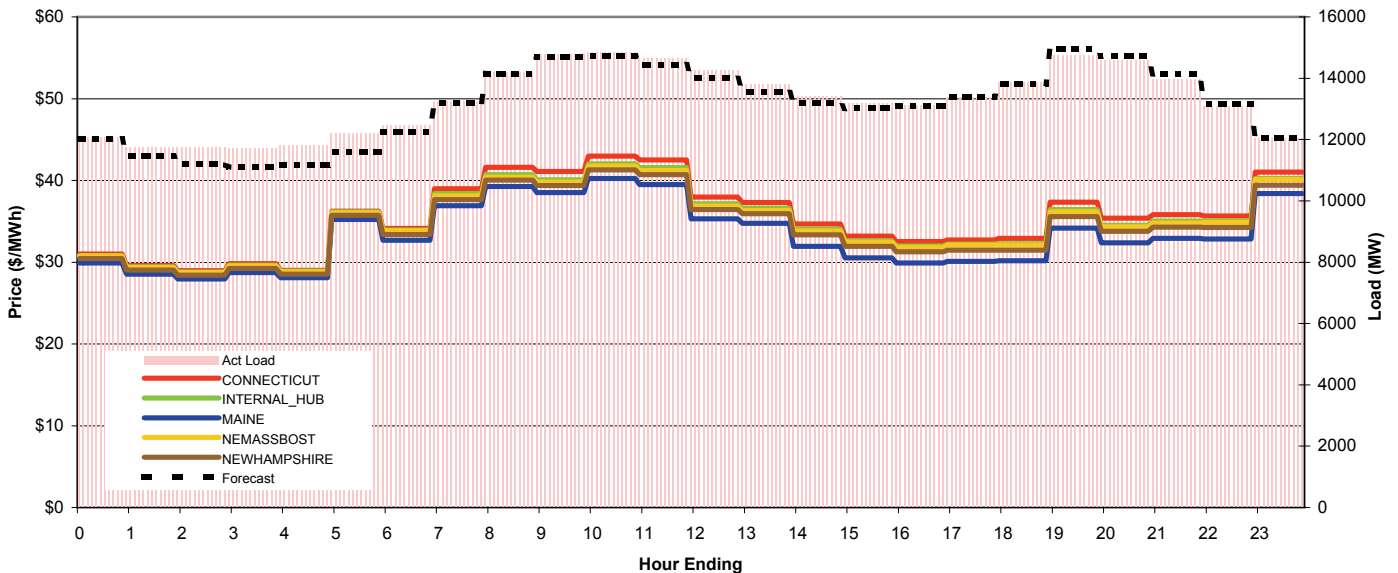
## Day-Ahead Prices and Cleared Load

	HE1	HE2	HE3	HE4	HE5	HE6	HE7	HE8	HE9	HE10	HE11	HE12	HE13	HE14	HE15	HE16	HE17	HE18	HE19	HE20	HE21	HE22	HE23	HE24	avg all/peak
CONNECTICUT	33.36	31.67	29.61	28.78	30.44	29.61	34.17	37.95	43.54	48.17	47.43	44.40	43.02	39.00	37.53	37.00	38.38	41.30	47.56	50.63	44.00	40.72	37.94	37.26	39 / 42
NEMASSBOST	32.74	31.08	29.06	28.24	29.87	29.06	33.54	37.25	42.73	45.77	44.89	42.88	42.22	38.27	36.83	36.31	37.66	40.53	43.57	48.69	43.18	39.96	37.24	36.57	38 / 41
NEWHAMPSHIRE	32.46	30.82	28.81	28	29.62	28.81	33.25	36.93	42.37	45.37	44.5	42.51	41.86	37.95	36.52	36	37.34	40.19	43.18	48.27	42.82	39.63	36.92	36.26	38 / 41
MAINE	31.32	29.73	27.80	27.01	28.57	27.80	32.08	35.58	40.88	43.06	42.46	41.00	40.05	36.61	35.23	34.73	36.03	38.77	41.60	46.55	41.27	38.23	35.55	34.98	36 / 39
INTERNAL_HUB	32.88	31.21	29.18	28.36	30	29.18	33.68	37.4	42.91	45.9	45.01	43.03	42.39	38.43	36.98	36.46	37.82	40.7	43.62	48.85	43.36	40.13	37.39	36.72	38 / 41
DA Load (GW)	11.6	11.4	11.3	11.3	11.4	11.7	12.0	13.6	14.4	14.5	14.5	14.4	13.9	13.7	13.4	13.3	13.7	14.1	14.5	14.9	14.6	13.9	12.8	11.4	



## Preliminary Real-Time Prices with Forecasted and Actual System Load

	HE1	HE2	HE3	HE4	HE5	HE6	HE7	HE8	HE9	HE10	HE11	HE12	HE13	HE14	HE15	HE16	HE17	HE18	HE19	HE20	HE21	HE22	HE23	HE24	avg all/peak
CONNECTICUT	30.98	29.57	28.95	29.81	29.01	36.24	34.12	38.99	41.61	41.08	42.96	42.50	37.97	37.28	34.68	33.18	32.51	32.73	32.92	37.32	35.38	35.80	35.66	41.01	36 / 37
NEMASSBOST	30.78	29.36	28.74	29.54	28.85	36.05	33.87	38.13	40.39	39.79	41.77	41.21	36.87	36.32	33.83	32.46	31.83	32.11	32.1	36.17	34.34	34.8	34.89	40.1	35 / 36
NEWHAMPSHIRE	30.44	29.05	28.43	29.25	28.54	35.75	33.4	37.64	40.02	39.37	41.28	40.69	36.45	35.94	33.34	31.93	31.29	31.46	31.47	35.59	33.79	34.3	34.25	39.42	34 / 36
MAINE	29.91	28.52	27.95	28.73	28.12	38.00	32.69	36.91	39.26	38.51	40.25	39.50	35.30	34.74	31.92	30.52	29.92	30.10	30.19	34.16	32.37	32.90	32.83	38.39	35 / 34
INTERNAL_HUB	30.81	29.42	28.81	29.63	28.92	36.15	33.94	38.39	40.71	40.07	42.05	41.56	37.16	36.59	34.04	32.62	31.98	32.23	32.27	36.42	34.54	35.03	35.02	40.25	35 / 36
Forecast	12.02	11.47	11.19	11.09	11.17	11.59	12.24	13.20	14.15	14.70	14.72	14.44	14.01	13.56	13.20	13.01	13.10	13.39	13.82	14.95	14.73	14.13	13.15	12.06	13 / 14
(RT) - (DA Load)	0.46	0.37	0.43	0.44	0.45	0.48	0.49	-0.32	-0.21	0.28	0.35	0.25	0.35	0.15	0.08	-0.06	-0.52	-0.76	-0.66	-0.13	-0.03	0.10	0.25	0.69	



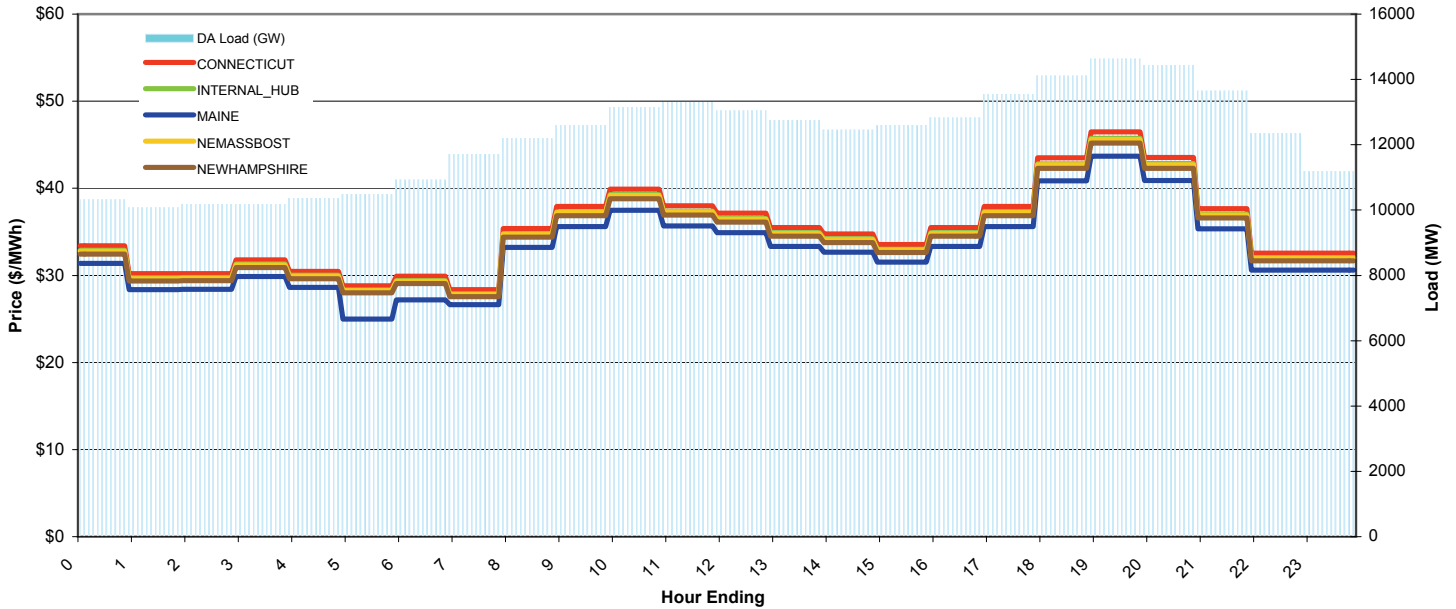
# ISO-NE Daily Report

Report for 03/15/2009

Price Color Codes: <=0 >=100 >=200

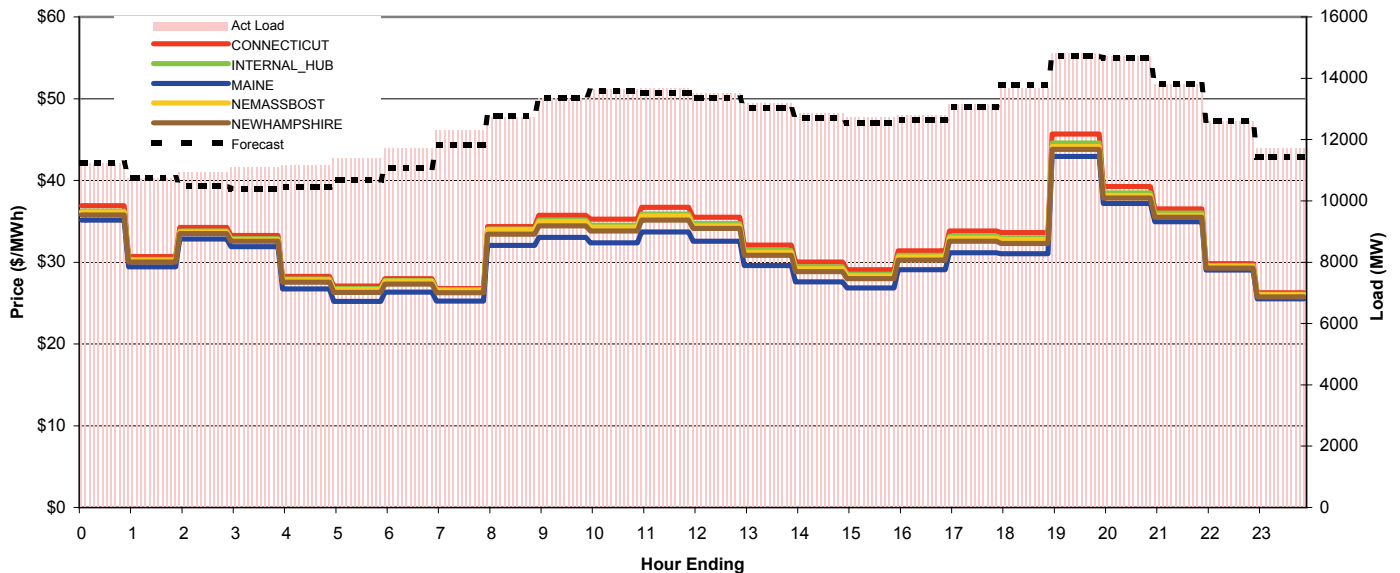
## Day-Ahead Prices and Cleared Load

	HE1	HE2	HE3	HE4	HE5	HE6	HE7	HE8	HE9	HE10	HE11	HE12	HE13	HE14	HE15	HE16	HE17	HE18	HE19	HE20	HE21	HE22	HE23	HE24	avg all/peak
CONNECTICUT	33.40	30.20	30.22	31.79	30.47	28.79	29.90	28.36	35.38	37.93	39.92	38.00	37.16	35.48	34.76	33.56	35.48	37.93	43.51	46.49	43.53	37.65	32.57	32.57	35 / 37
NEMASSBOST	32.77	29.63	29.65	31.19	29.89	28.25	29.33	27.82	34.71	37.21	39.16	37.28	36.45	34.81	34.1	32.93	34.81	37.21	42.69	45.61	42.7	36.94	31.95	31.95	35 / 37
NEWHAMPSHIRE	32.46	29.35	29.38	30.9	29.62	27.98	29.06	27.57	34.39	36.86	38.8	36.93	36.11	34.49	33.78	32.62	34.49	36.86	42.29	45.19	42.3	36.59	31.66	31.66	34 / 36
MAINE	31.37	28.36	28.39	29.86	28.62	25.00	27.18	26.64	33.23	35.62	37.47	35.69	34.90	33.33	32.65	31.53	33.33	35.62	40.87	43.67	40.88	35.36	30.59	30.59	33 / 35
INTERNAL_HUB	32.9	29.74	29.77	31.31	30.01	28.32	29.41	27.89	34.8	37.3	39.26	37.38	36.54	34.9	34.19	33.01	34.9	37.32	42.81	45.74	42.83	37.04	32.05	32.05	35 / 37
DA Load (GW)	10.3	10.1	10.2	10.2	10.4	10.5	10.9	11.7	12.2	12.6	13.1	13.3	13.0	12.8	12.5	12.6	12.8	13.5	14.1	14.6	14.4	13.7	12.3	11.2	



## Preliminary Real-Time Prices with Forecasted and Actual System Load

	HE1	HE2	HE3	HE4	HE5	HE6	HE7	HE8	HE9	HE10	HE11	HE12	HE13	HE14	HE15	HE16	HE17	HE18	HE19	HE20	HE21	HE22	HE23	HE24	avg all/peak
CONNECTICUT	36.89	30.70	34.23	33.28	28.26	27.10	27.97	26.79	34.37	35.74	35.25	36.71	35.48	32.09	30.01	29.09	31.40	33.81	33.63	45.68	39.26	36.53	29.83	26.26	33 / 34
NEMASSBOST	36.14	30.26	33.7	32.75	27.83	26.64	27.67	26.59	33.98	34.96	34.29	35.64	34.46	31.19	29.21	28.34	30.66	32.95	32.76	44.15	38.15	35.74	29.53	26.04	32 / 33
NEWHAMPSHIRE	35.76	30.02	33.49	32.58	27.54	26.3	27.32	26.26	33.43	34.44	33.81	35.16	34.11	30.84	28.83	27.99	30.25	32.55	32.28	43.8	37.83	35.48	29.28	25.75	32 / 33
MAINE	35.15	29.42	32.82	31.91	26.74	26.00	26.33	25.23	32.04	33.03	32.36	33.69	32.58	29.57	27.58	26.86	29.07	31.16	31.04	42.95	37.17	34.94	29.03	25.52	34 / 32
INTERNAL_HUB	36.25	30.32	33.82	32.89	27.96	26.77	27.74	26.63	34.06	35.16	34.52	35.9	34.72	31.43	29.42	28.54	30.86	33.18	32.97	44.57	38.47	36	29.58	26.05	32 / 34
Forecast	11.23	10.74	10.50	10.40	10.45	10.68	11.08	11.82	12.77	13.36	13.57	13.53	13.35	13.03	12.69	12.54	12.64	13.08	13.77	14.72	14.66	13.82	12.60	11.44	12 / 13
(RT) - (DA Load)	0.92	0.66	0.75	0.93	0.82	0.91	0.79	0.61	0.53	0.75	0.52	0.37	0.46	0.43	0.43	0.13	-0.04	-0.38	-0.42	0.18	0.29	0.17	0.26	0.54	



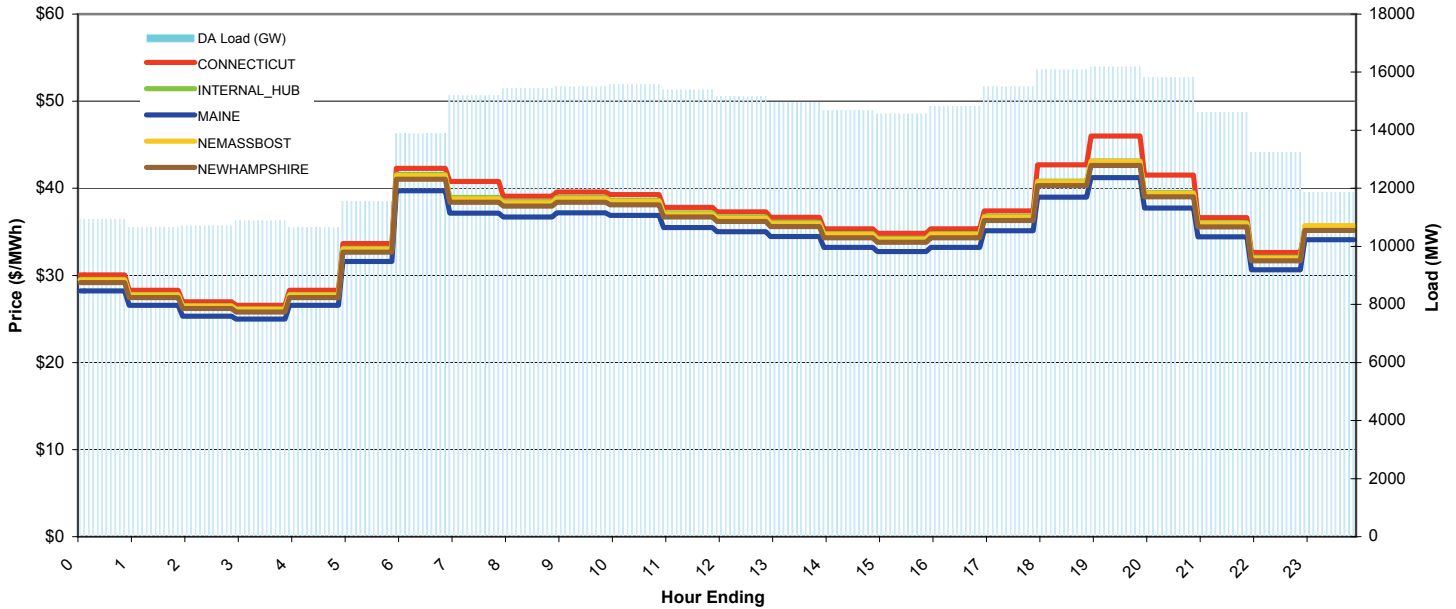
# ISO-NE Daily Report

Report for 03/16/2009

Price Color Codes: <=0 >=100 >=200

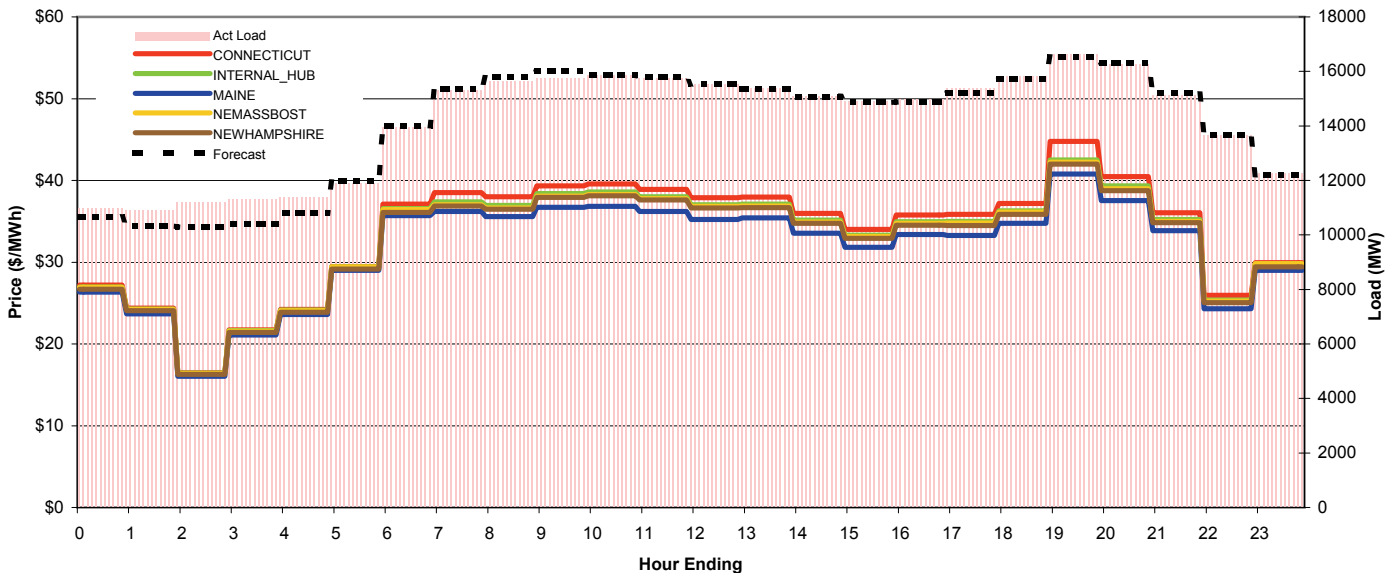
## Day-Ahead Prices and Cleared Load

	HE1	HE2	HE3	HE4	HE5	HE6	HE7	HE8	HE9	HE10	HE11	HE12	HE13	HE14	HE15	HE16	HE17	HE18	HE19	HE20	HE21	HE22	HE23	HE24	avg all/peak
CONNECTICUT	30.04	28.29	26.97	26.58	28.29	33.64	42.28	40.78	39.10	39.58	39.27	37.80	37.30	36.68	35.36	34.83	35.36	37.40	42.69	46.01	41.52	36.64	32.62	35.26	36 / 38
NEMASSBOST	29.46	27.74	26.44	26.07	27.74	32.98	41.45	38.81	38.34	38.8	38.51	37.05	36.56	35.95	34.67	34.15	34.67	36.66	40.76	43.09	39.44	35.92	31.98	35.71	35 / 37
NEWHAMPSHIRE	29.16	27.46	26.18	25.8	27.46	32.65	41.04	38.41	37.95	38.41	38.12	36.69	36.2	35.6	34.33	33.81	34.33	36.3	40.32	42.61	39.01	35.56	31.67	35.17	35 / 37
MAINE	28.22	26.57	25.33	24.97	26.57	31.59	39.71	37.16	36.72	37.17	36.88	35.50	35.03	34.45	33.22	32.72	33.22	35.12	39.00	41.21	37.73	34.41	30.64	34.08	34 / 36
INTERNAL_HUB	29.55	27.83	26.53	26.15	27.83	33.09	41.59	38.93	38.46	38.93	38.63	37.18	36.69	36.08	34.79	34.26	34.79	36.79	40.83	43.14	39.5	36.04	32.09	35.3	35 / 37
DA Load (GW)	10.9	10.7	10.7	10.9	10.7	11.6	13.9	15.2	15.4	15.5	15.6	15.4	15.2	15.0	14.7	14.6	14.8	15.5	16.1	16.2	15.8	14.6	13.2	11.9	



## Preliminary Real-Time Prices with Forecasted and Actual System Load

	HE1	HE2	HE3	HE4	HE5	HE6	HE7	HE8	HE9	HE10	HE11	HE12	HE13	HE14	HE15	HE16	HE17	HE18	HE19	HE20	HE21	HE22	HE23	HE24	avg all/peak
CONNECTICUT	27.21	24.40	16.49	21.74	24.24	29.49	37.09	38.53	38.01	39.33	39.58	38.91	37.89	37.95	35.98	34.02	35.77	35.87	37.18	44.77	40.46	36.05	25.96	29.95	34 / 37
NEMASSBOST	26.93	24.21	16.38	21.56	24.08	29.44	36.44	37.04	36.63	38.07	38.28	37.77	36.84	36.85	34.93	33.16	34.76	34.8	36.13	42.24	38.98	34.99	25.25	29.83	33 / 36
NEWHAMPSHIRE	26.69	24.06	16.27	21.42	23.89	29.14	36.08	36.88	36.48	37.93	38.14	37.61	36.65	36.69	34.74	32.91	34.53	34.47	35.84	42	38.76	34.84	25.04	29.45	33 / 36
MAINE	26.35	23.67	16.03	21.09	23.61	28.00	35.69	36.20	35.58	36.71	36.84	36.19	35.24	35.43	33.54	31.81	33.37	33.25	34.77	40.79	37.55	33.84	24.32	29.01	34 / 35
INTERNAL_HUB	26.96	24.25	16.42	21.64	24.15	29.42	36.55	37.39	36.93	38.38	38.61	38.02	37.04	37.09	35.14	33.29	34.95	34.99	36.3	42.49	39.32	35.22	25.37	29.78	33 / 36
Forecast	10.65	10.33	10.29	10.39	10.80	11.98	14.00	15.35	15.80	16.00	15.87	15.78	15.55	15.35	15.08	14.87	14.88	15.21	15.72	16.53	16.32	15.22	13.65	12.20	14 / 15
(RT) - (DA Load)	0.07	0.25	0.52	0.43	0.71	0.33	0.06	0.12	0.21	0.26	0.28	0.36	0.38	0.42	0.42	0.34	0.17	-0.11	-0.27	0.45	0.44	0.52	0.43	0.40	

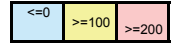




# ISO-NE Daily Report

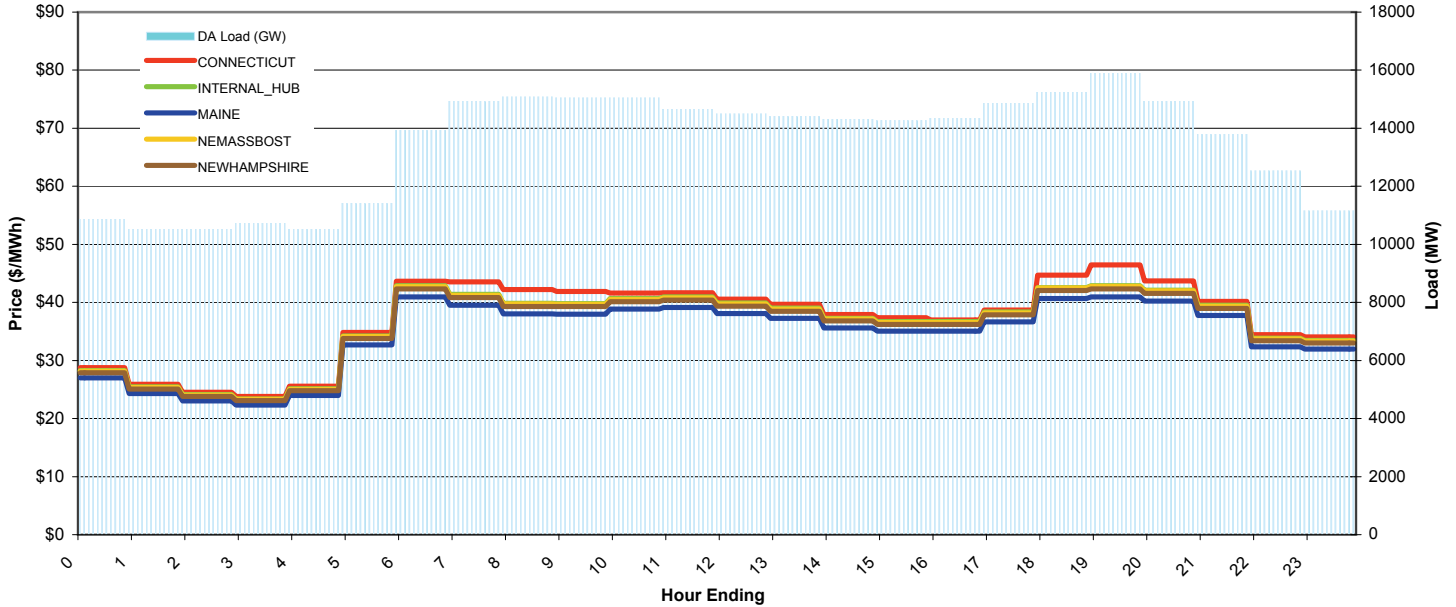
Report for 03/17/2009

Price Color Codes:



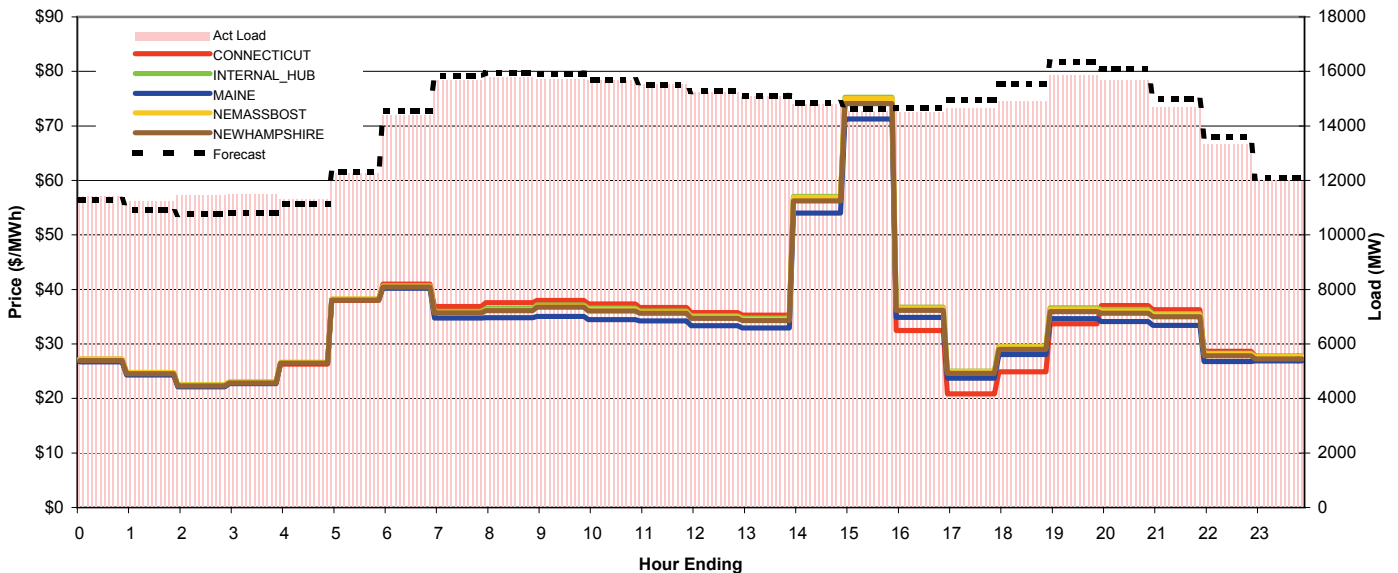
## Day-Ahead Prices and Cleared Load

	HE1	HE2	HE3	HE4	HE5	HE6	HE7	HE8	HE9	HE10	HE11	HE12	HE13	HE14	HE15	HE16	HE17	HE18	HE19	HE20	HE21	HE22	HE23	HE24	avg all/peak
CONNECTICUT	28.79	25.89	24.55	23.80	25.57	34.83	43.65	43.52	42.19	41.91	41.63	41.69	40.59	39.70	37.94	37.35	36.98	38.68	44.72	46.48	43.68	40.20	34.45	34.06	37 / 41
NEMASSBOST	28.18	25.34	24.03	23.29	25.03	34.1	42.73	41.25	39.72	39.69	40.51	40.81	39.74	38.86	37.14	36.56	36.54	38.19	42.47	42.77	42	39.35	33.72	33.34	36 / 39
NEWHAMPSHIRE	27.91	25.1	23.8	23.07	24.79	33.78	42.33	40.85	39.32	39.27	40.12	40.42	39.36	38.49	36.79	36.22	36.22	37.86	42.03	42.32	41.58	38.98	33.4	33.02	36 / 39
MAINE	27.02	24.30	23.04	22.34	24.00	32.70	40.97	39.53	38.05	38.00	38.84	39.13	38.10	37.26	35.61	35.06	35.06	36.65	40.67	40.94	40.24	37.73	32.33	31.97	35 / 38
INTERNAL_HUB	28.29	25.44	24.12	23.39	25.13	34.24	42.9	41.4	39.84	39.77	40.66	40.97	39.9	39.01	37.28	36.71	36.69	38.35	42.56	42.86	42.12	39.51	33.85	33.47	36 / 39
DA Load (GW)	10.9	10.5	10.5	10.7	10.5	11.4	13.9	14.9	15.1	15.1	15.0	14.6	14.5	14.4	14.3	14.3	14.3	14.9	15.2	15.9	14.9	13.8	12.5	11.2	



## Preliminary Real-Time Prices with Forecasted and Actual System Load

	HE1	HE2	HE3	HE4	HE5	HE6	HE7	HE8	HE9	HE10	HE11	HE12	HE13	HE14	HE15	HE16	HE17	HE18	HE19	HE20	HE21	HE22	HE23	HE24	avg all/peak
CONNECTICUT	27.18	24.84	22.31	22.79	26.33	37.99	40.99	36.87	37.57	38.00	37.35	36.72	35.74	35.31	56.78	74.33	32.48	20.84	24.92	33.67	37.05	36.30	28.67	27.78	35 / 38
NEMASSBOST	27.26	24.77	22.49	23.03	26.65	38.28	40.6	35.77	36.2	36.88	36.33	35.82	34.95	34.53	56.9	75	36.6	24.95	29.47	36.39	36.07	35.34	28.18	27.71	35 / 38
NEWHAMPSHIRE	26.93	24.52	22.29	22.84	26.46	38.07	40.46	35.68	36.12	36.75	36.07	35.62	34.68	34.27	56.24	74.07	36.14	24.62	29.01	35.95	35.62	35	27.81	27.25	35 / 38
MAINE	26.71	24.32	22.16	22.70	26.47	38.00	40.20	34.74	34.82	35.03	34.48	34.20	33.33	32.94	54.00	71.30	34.85	23.70	28.06	34.65	34.11	33.39	26.79	26.88	36 / 36
INTERNAL_HUB	27.19	24.73	22.46	22.99	26.56	38.16	40.65	35.99	36.51	37.16	36.59	36.04	35.14	34.73	57.09	75.25	36.74	25	29.52	36.61	36.34	35.6	28.28	27.65	35 / 38
Forecast	11.30	10.91	10.76	10.79	11.13	12.29	14.54	15.83	15.94	15.92	15.67	15.50	15.27	15.10	14.84	14.62	14.64	14.95	15.53	16.34	16.09	15.00	13.59	12.08	14 / 15
(RT) - (DA Load)	0.57	0.72	0.93	0.78	0.79	0.86	0.47	0.74	0.71	0.66	0.64	0.87	0.76	0.68	0.48	0.30	0.16	-0.22	-0.31	-0.02	0.76	0.92	0.82	0.86	



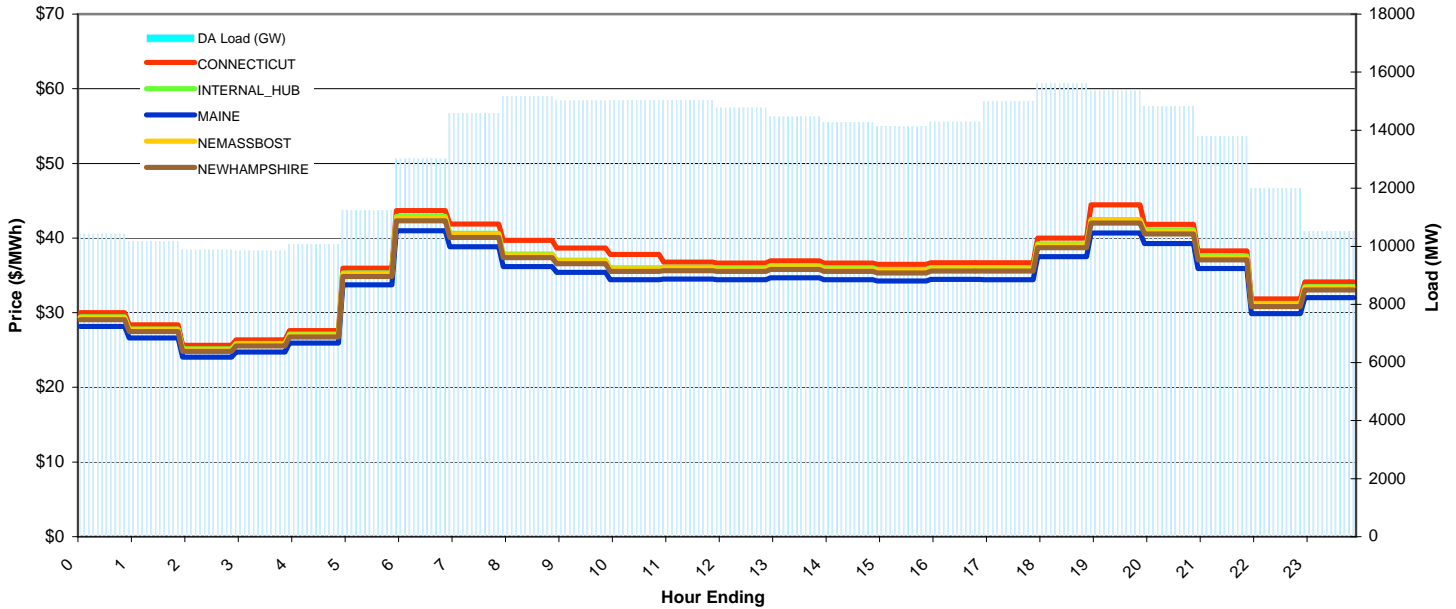
# ISO-NE Daily Report

Report for 03/18/2009

Price Color Codes: <=0 >=100 >=200

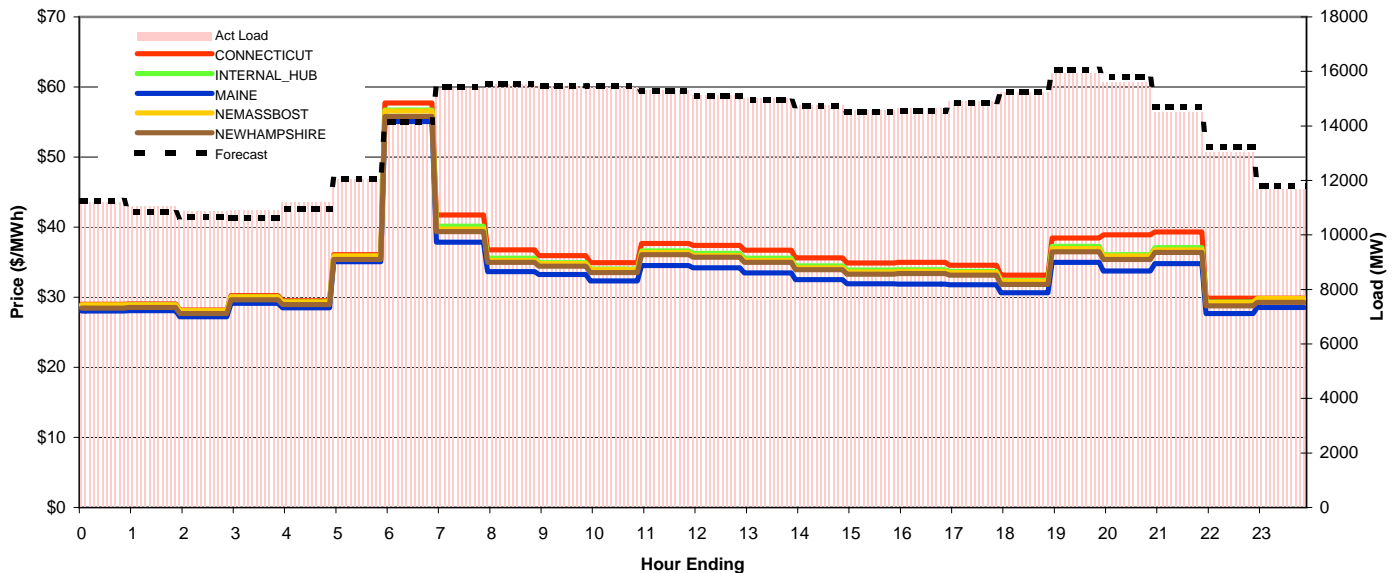
## Day-Ahead Prices and Cleared Load

	HE1	HE2	HE3	HE4	HE5	HE6	HE7	HE8	HE9	HE10	HE11	HE12	HE13	HE14	HE15	HE16	HE17	HE18	HE19	HE20	HE21	HE22	HE23	HE24	avg all/peak
CONNECTICUT	30.00	28.36	25.62	26.37	27.62	35.97	43.69	41.89	39.70	38.66	37.80	36.77	36.67	36.96	36.67	36.47	36.71	36.71	40.00	44.47	41.85	38.29	31.84	34.10	36 / 38
NEMASSBOST	29.33	27.73	25.04	25.78	27.01	35.16	42.71	40.47	37.73	36.94	35.89	35.94	35.85	36.13	35.85	35.65	35.88	35.89	39.07	42.44	40.91	37.43	31.12	33.34	35 / 37
NEWHAMPSHIRE	29.06	27.48	24.82	25.55	26.76	34.85	42.33	40.1	37.36	36.58	35.55	35.62	35.53	35.81	35.53	35.34	35.56	35.56	38.72	41.99	40.55	37.09	30.84	33.04	35 / 37
MAINE	28.15	26.61	24.04	24.75	25.92	33.75	41.00	38.83	36.17	35.42	34.42	34.50	34.41	34.68	34.41	34.23	34.45	34.44	37.50	40.67	39.27	35.93	29.87	32.00	34 / 36
INTERNAL_HUB	29.45	27.84	25.15	25.89	27.12	35.31	42.9	40.62	37.83	37.05	36.01	36.1	36.01	36.29	36.01	35.81	36.04	36.04	39.23	42.5	41.09	37.59	31.26	33.48	35 / 37
DA Load (GW)	10.4	10.2	9.9	9.8	10.1	11.2	13.0	14.6	15.2	15.0	15.0	15.0	14.8	14.5	14.3	14.1	14.3	15.0	15.6	15.4	14.8	13.8	12.0	10.5	



## Preliminary Real-Time Prices with Forecasted and Actual System Load

	HE1	HE2	HE3	HE4	HE5	HE6	HE7	HE8	HE9	HE10	HE11	HE12	HE13	HE14	HE15	HE16	HE17	HE18	HE19	HE20	HE21	HE22	HE23	HE24	avg all/peak
CONNECTICUT	28.99	29.02	28.16	30.23	29.51	36.08	57.71	41.72	36.74	35.95	34.91	37.69	37.38	36.71	35.60	34.90	35.00	34.58	33.15	38.47	38.89	39.30	29.85	29.85	35 / 36
NEMASSBOST	28.91	28.92	28.06	30.04	29.33	35.88	56.59	39.74	35.25	34.78	33.91	36.4	35.93	35.25	34.2	33.63	33.7	33.51	32.29	36.96	35.87	36.77	29.22	29.8	34 / 35
NEWHAMPSHIRE	28.46	28.53	27.67	29.65	28.95	35.38	55.81	39.36	34.99	34.44	33.52	36.09	35.71	35	33.94	33.29	33.36	33.17	31.82	36.49	35.39	36.4	28.78	29.25	34 / 34
MAINE	28.05	28.06	27.21	29.13	28.50	38.00	55.09	37.87	33.66	33.22	32.31	34.54	34.22	33.48	32.51	31.90	31.89	31.78	30.63	35.00	33.74	34.79	27.69	28.54	35 / 33
INTERNAL_HUB	28.85	28.89	28.04	30.04	29.32	35.84	56.7	40.14	35.56	34.93	34	36.63	36.24	35.55	34.49	33.86	33.94	33.69	32.39	37.25	36.07	37.09	29.32	29.72	35 / 35
Forecast	11.26	10.85	10.67	10.62	10.94	12.03	14.16	15.42	15.55	15.48	15.45	15.28	15.10	14.96	14.72	14.52	14.55	14.84	15.25	16.06	15.79	14.69	13.21	11.81	14 / 15
(RT) - (DA Load)	0.80	0.90	1.01	1.05	1.14	0.79	1.14	0.81	0.36	0.45	0.40	0.29	0.37	0.54	0.48	0.45	0.39	-0.08	-0.39	0.60	0.78	0.73	1.05	1.16	



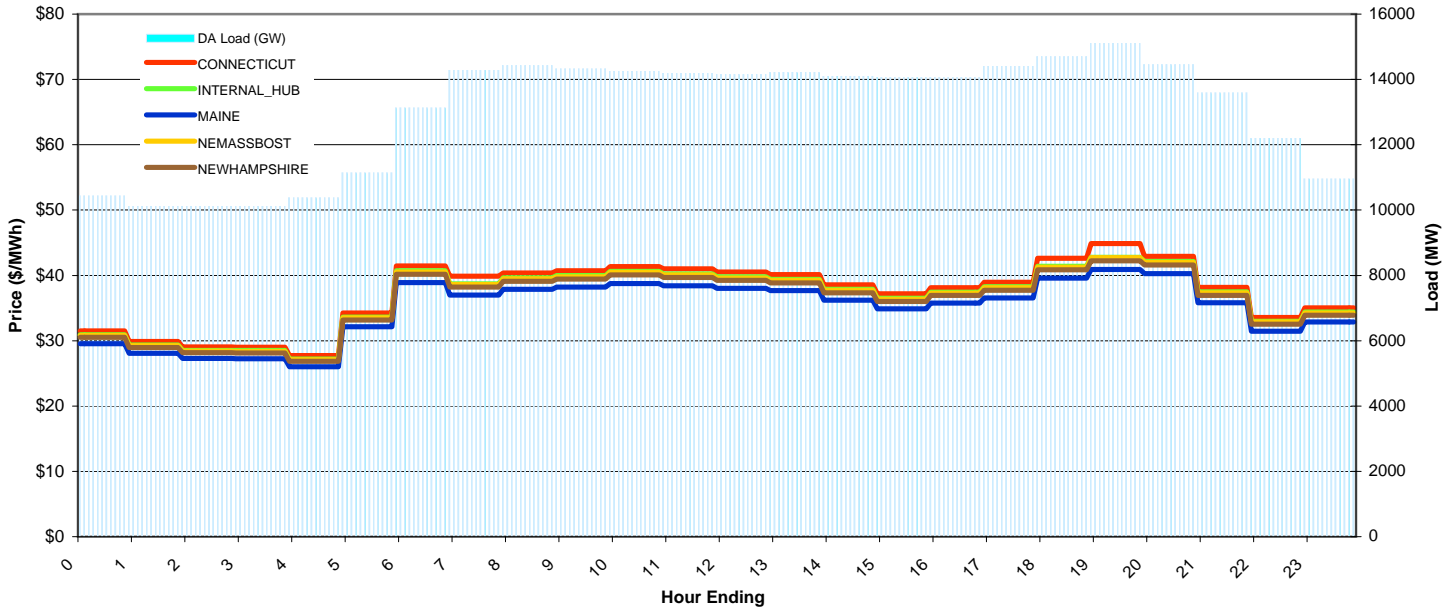
# ISO-NE Daily Report

Report for 03/19/2009

Price Color Codes: <=0 >=100 >=200

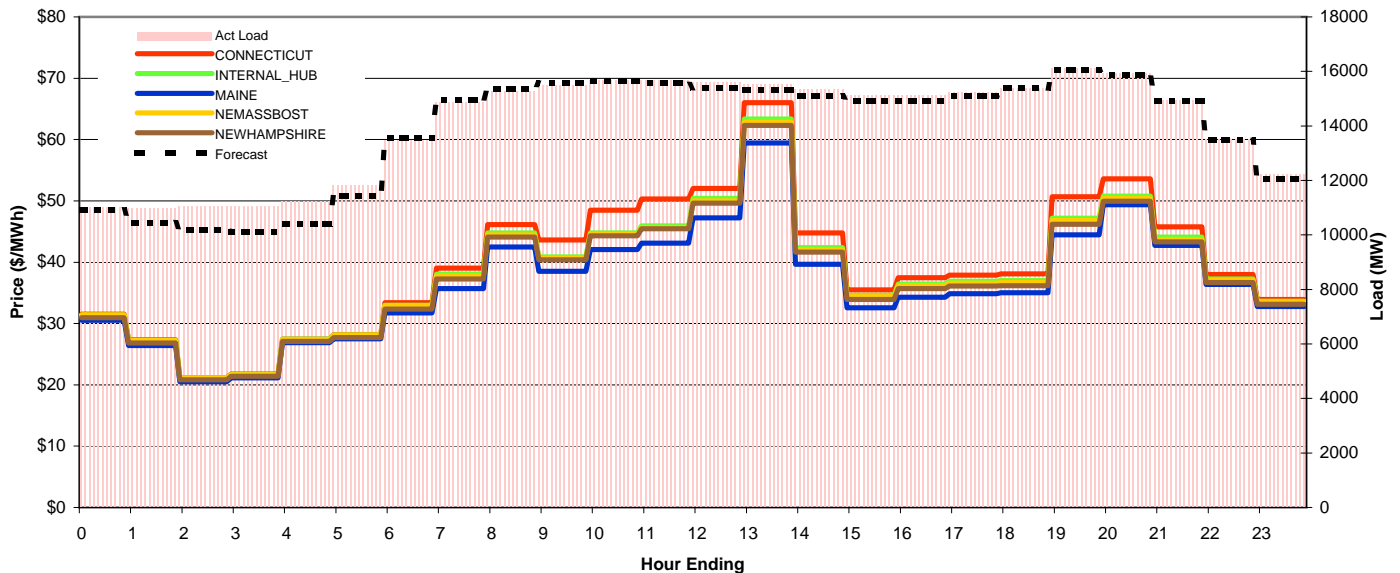
## Day-Ahead Prices and Cleared Load

	HE1	HE2	HE3	HE4	HE5	HE6	HE7	HE8	HE9	HE10	HE11	HE12	HE13	HE14	HE15	HE16	HE17	HE18	HE19	HE20	HE21	HE22	HE23	HE24	avg all/peak
CONNECTICUT	31.48	29.89	29.05	29.01	27.71	34.24	41.44	39.87	40.37	40.69	41.37	40.98	40.49	40.11	38.54	37.18	38.12	38.95	42.64	44.89	42.91	38.15	33.58	35.01	37 / 40
NEMASSBOST	30.79	29.23	28.42	28.38	27.1	33.49	40.53	38.58	39.48	39.8	40.47	40.08	39.6	39.23	37.7	36.36	37.28	38.09	41.27	42.72	41.97	37.31	32.85	34.24	36 / 39
NEWHAMPSHIRE	30.5	28.95	28.15	28.11	26.84	33.17	40.15	38.19	39.11	39.42	40.08	39.7	39.23	38.86	37.34	36.02	36.93	37.73	40.85	42.25	41.57	36.96	32.53	33.92	36 / 39
MAINE	29.55	28.05	27.27	27.23	26.01	32.14	38.90	37.00	37.89	38.19	38.73	38.41	38.01	37.65	36.18	34.90	35.78	36.56	39.58	40.92	40.28	35.81	31.45	32.86	35 / 37
INTERNAL_HUB	30.91	29.35	28.53	28.49	27.21	33.62	40.7	38.69	39.64	39.96	40.63	40.24	39.77	39.39	37.85	36.51	37.44	38.25	41.39	42.76	42.14	37.47	32.98	34.39	37 / 39
DA Load (GW)	10.4	10.1	10.1	10.1	10.4	11.1	13.1	14.3	14.4	14.3	14.2	14.2	14.2	14.2	14.1	14.1	14.1	14.4	14.7	15.1	14.5	13.6	12.2	11.0	



## Preliminary Real-Time Prices with Forecasted and Actual System Load

	HE1	HE2	HE3	HE4	HE5	HE6	HE7	HE8	HE9	HE10	HE11	HE12	HE13	HE14	HE15	HE16	HE17	HE18	HE19	HE20	HE21	HE22	HE23	HE24	avg all/peak
CONNECTICUT	31.51	27.36	21.21	21.74	27.47	28.20	33.39	39.06	46.11	43.65	48.50	50.29	52.05	65.99	44.78	35.48	37.47	37.91	38.07	50.68	53.58	45.79	38.01	33.94	40 / 45
NEMASSBOST	31.39	27.23	21.12	21.66	27.4	28.14	32.92	37.77	44.45	40.64	44.55	45.68	49.99	62.82	41.99	34.4	36.15	36.56	36.67	46.83	50.41	43.69	37.06	33.6	38 / 43
NEWHAMPSHIRE	30.92	26.83	20.83	21.4	27.08	27.72	32.37	37.25	44.11	40.4	44.31	45.44	49.63	62.33	41.63	33.94	35.68	36.13	36.15	46.17	49.92	43.29	36.68	33.15	38 / 43
MAINE	30.54	26.43	20.50	21.16	26.90	28.00	31.71	35.71	42.46	38.50	42.08	43.09	47.25	59.42	39.68	32.57	34.27	34.84	35.03	44.45	49.36	42.75	36.36	32.76	39 / 41
INTERNAL_HUB	31.35	27.24	21.15	21.69	27.43	28.15	33	38.04	44.8	40.84	44.79	45.92	50.4	63.35	42.36	34.62	36.45	36.87	36.99	47.16	50.79	44.08	37.26	33.61	38 / 43
Forecast	10.92	10.44	10.18	10.12	10.39	11.42	13.55	14.96	15.37	15.56	15.64	15.58	15.41	15.32	15.09	14.92	14.92	15.11	15.38	16.04	15.85	14.90	13.47	12.06	14 / 15
(RT) - (DA Load)	0.60	0.85	0.93	0.95	0.87	0.68	0.36	0.59	0.87	1.18	1.44	1.51	1.46	1.32	1.24	1.06	1.07	0.84	0.69	1.03	1.50	1.35	1.31	1.27	



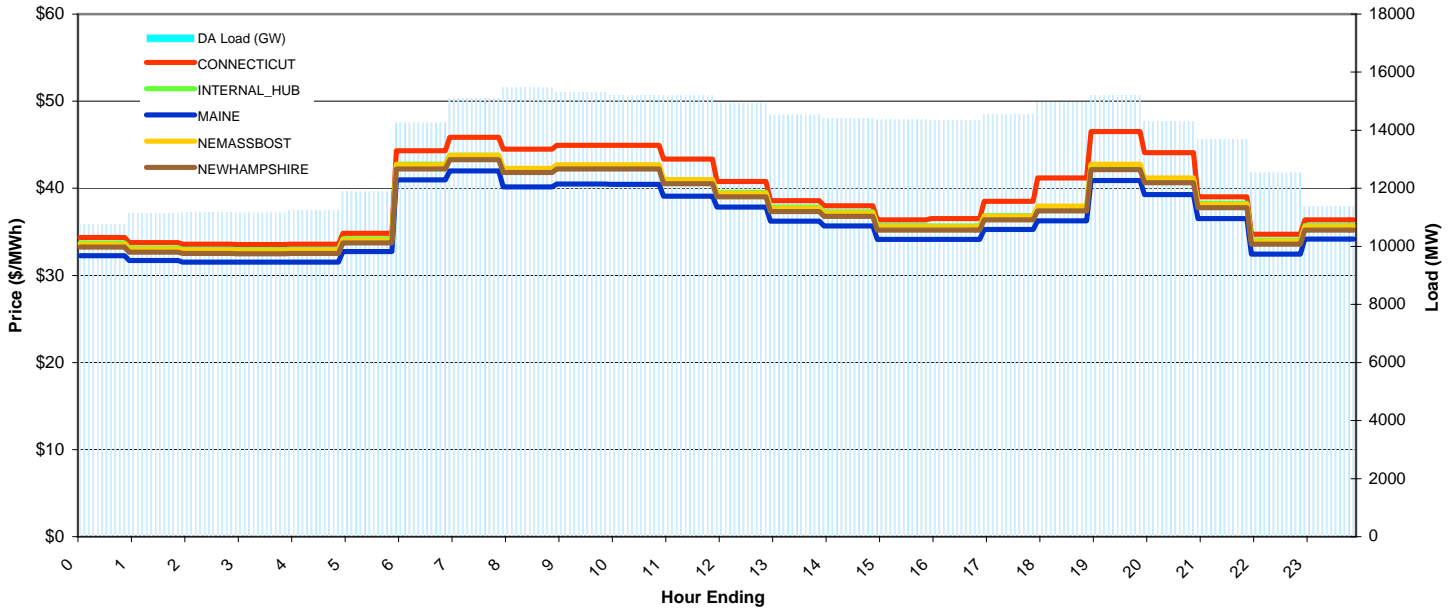
# ISO-NE Daily Report

Report for 03/20/2009

Price Color Codes: <=0 >=100 >=200

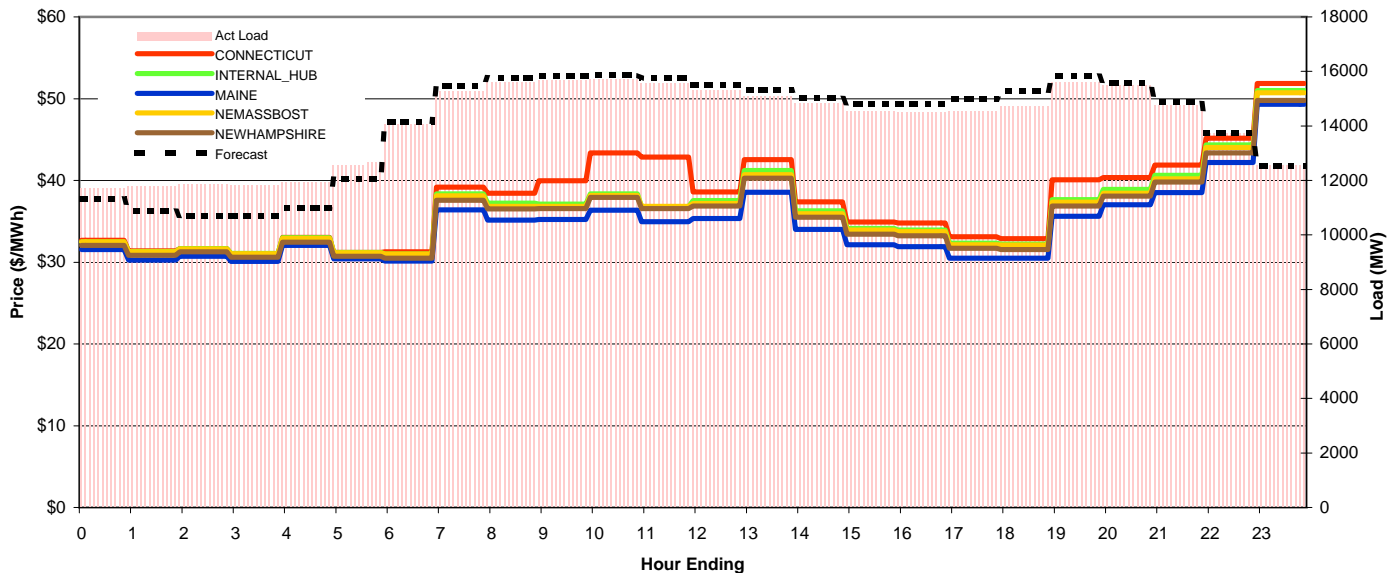
## Day-Ahead Prices and Cleared Load

	HE1	HE2	HE3	HE4	HE5	HE6	HE7	HE8	HE9	HE10	HE11	HE12	HE13	HE14	HE15	HE16	HE17	HE18	HE19	HE20	HE21	HE22	HE23	HE24	avg all/peak
CONNECTICUT	34.36	33.76	33.59	33.56	33.59	34.84	44.32	45.84	44.50	44.95	44.93	43.37	40.80	38.57	38.00	36.38	36.54	38.49	41.17	46.52	44.09	39.02	34.72	36.37	39 / 41
NEMASSBOST	33.58	33	32.83	32.81	32.83	34.06	42.68	43.78	42.28	42.7	42.7	40.99	39.43	37.7	37.14	35.55	35.56	36.79	37.94	42.75	41.17	38.14	33.93	35.55	38 / 39
NEWHAMPSHIRE	33.25	32.67	32.5	32.48	32.5	33.72	42.22	43.29	41.8	42.21	42.21	40.51	39.02	37.33	36.77	35.2	35.2	36.38	37.42	42.16	40.65	37.76	33.6	35.2	37 / 39
MAINE	32.26	31.70	31.54	31.52	31.54	32.72	40.96	42.00	40.15	40.50	40.47	39.10	37.86	36.22	35.68	34.15	34.15	35.29	36.28	40.89	39.27	36.51	32.44	34.16	36 / 38
INTERNAL_HUB	33.72	33.14	32.96	32.94	32.96	34.2	42.75	43.79	42.26	42.67	42.67	40.92	39.52	37.86	37.29	35.7	35.68	36.85	37.82	42.61	41.11	38.29	34.07	35.7	38 / 39
DA Load (GW)	10.7	11.1	11.2	11.2	11.2	11.9	14.3	15.1	15.5	15.3	15.2	15.2	14.9	14.5	14.4	14.4	14.3	14.5	15.0	15.2	14.3	13.7	12.5	11.4	



## Preliminary Real-Time Prices with Forecasted and Actual System Load

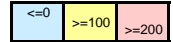
	HE1	HE2	HE3	HE4	HE5	HE6	HE7	HE8	HE9	HE10	HE11	HE12	HE13	HE14	HE15	HE16	HE17	HE18	HE19	HE20	HE21	HE22	HE23	HE24	avg all/peak
CONNECTICUT	32.70	31.39	31.65	31.04	33.03	31.19	31.27	39.16	38.42	39.98	43.35	42.84	38.59	42.53	37.36	34.93	34.79	33.10	32.88	40.09	40.35	41.88	45.17	51.85	37 / 39
NEMASSBOST	32.5	31.26	31.63	31.02	32.91	31.16	30.99	38.13	36.84	36.84	38.17	36.82	37.2	40.69	35.94	33.92	33.72	32.15	32.08	37.33	38.45	40.19	44.04	50.73	36 / 37
NEWHAMPSHIRE	32.07	30.86	31.26	30.62	32.43	30.71	30.49	37.59	36.52	36.56	37.91	36.57	36.86	40.28	35.49	33.44	33.24	31.71	31.53	36.88	38.1	39.81	43.35	49.79	36 / 37
MAINE	31.55	30.26	30.72	30.09	32.07	31.18	31	36.41	35.15	35.24	36.37	34.97	35.33	38.54	34.02	32.13	31.88	30.49	30.49	35.61	37.01	38.51	42.20	49.31	37 / 35
INTERNAL_HUB	32.5	31.32	31.67	31.07	32.99	31.18	31	38.34	37.23	37.09	38.37	36.78	37.54	41.2	36.3	34.13	33.93	32.33	32.23	37.65	38.92	40.63	44.34	51	36 / 37
Forecast	11.32	10.88	10.69	10.70	11.00	12.06	14.16	15.45	15.77	15.83	15.87	15.74	15.51	15.31	15.02	14.79	14.81	14.99	15.27	15.82	15.58	14.87	13.75	12.52	14 / 15
(RT) - (DA Load)	0.99	0.66	0.70	0.70	0.71	0.79	-0.20	0.17	0.13	0.37	0.54	0.38	0.37	0.59	0.42	0.20	0.17	0.03	-0.24	0.41	1.20	1.10	1.19	1.19	



# ISO-NE Daily Report

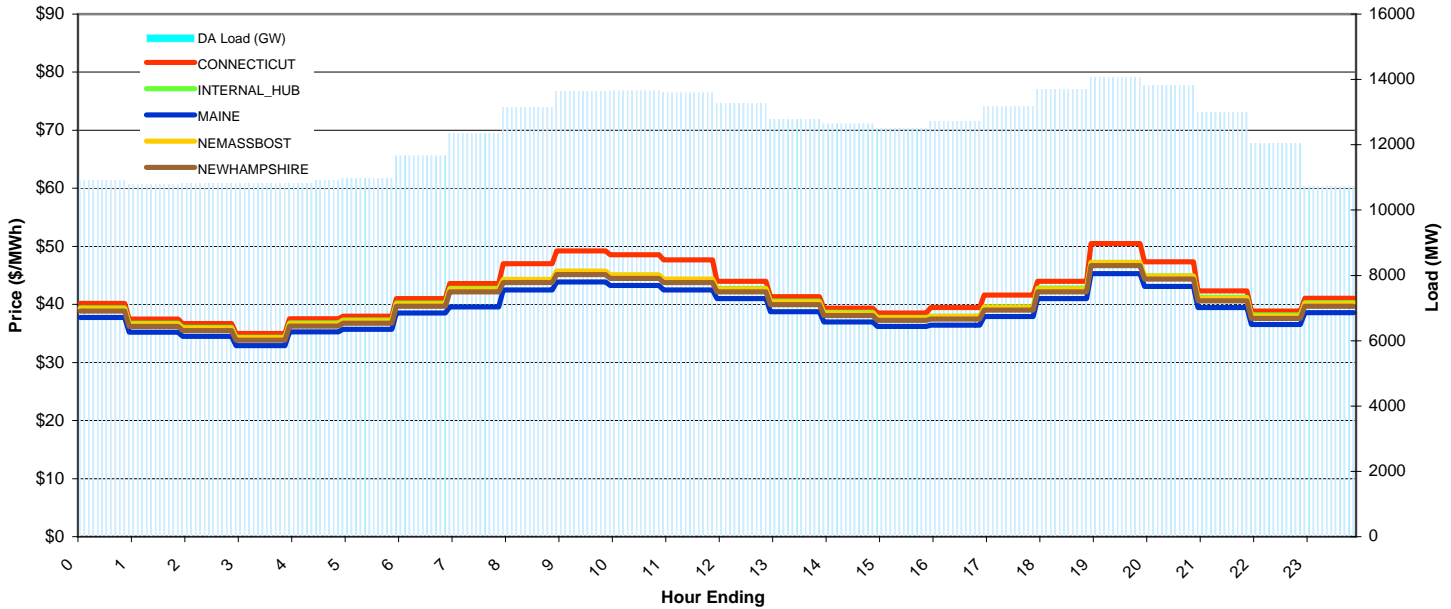
Report for 03/21/2009

Price Color Codes:



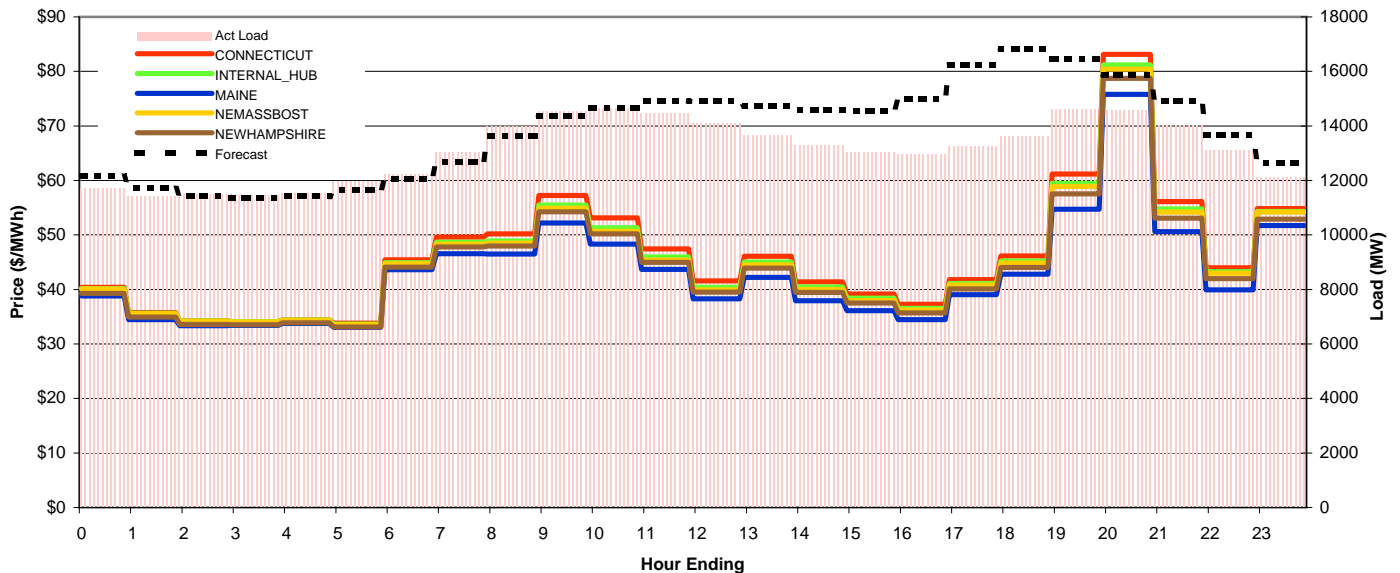
## Day-Ahead Prices and Cleared Load

	HE1	HE2	HE3	HE4	HE5	HE6	HE7	HE8	HE9	HE10	HE11	HE12	HE13	HE14	HE15	HE16	HE17	HE18	HE19	HE20	HE21	HE22	HE23	HE24	avg all/peak
CONNECTICUT	40.16	37.45	36.71	35.00	37.52	38.00	41.00	43.59	47.00	49.19	48.55	47.66	44.00	41.32	39.36	38.50	39.44	41.61	44.00	50.47	47.32	42.31	38.88	41.05	42 / 44
NEMASSBOST	39.25	36.6	35.88	34.2	36.67	37.14	40.07	42.61	44.29	45.76	45.1	44.34	42.64	40.38	38.47	37.62	37.92	39.51	42.64	47.25	44.88	41.04	37.99	40.12	41 / 42
NEWHAMPSHIRE	38.85	36.22	35.51	33.85	36.29	36.76	39.66	42.16	43.74	45.15	44.5	43.75	42.18	39.97	38.07	37.24	37.5	39.04	42.18	46.66	44.35	40.61	37.6	39.7	40 / 42
MAINE	37.75	35.20	34.51	32.90	35.27	35.72	38.54	39.59	42.50	43.87	43.24	42.51	40.99	38.76	37.00	36.19	36.44	37.93	40.99	45.33	43.09	39.47	36.55	38.59	39 / 40
INTERNAL_HUB	39.42	36.75	36.03	34.35	36.83	37.29	40.24	42.77	44.27	45.66	45.02	44.25	42.75	40.54	38.62	37.77	37.96	39.58	42.81	47.24	44.94	41.2	38.18	40.31	41 / 42
DA Load (GW)	10.9	10.8	10.9	10.8	10.9	11.0	11.7	12.4	13.2	13.6	13.7	13.6	13.3	12.8	12.6	12.5	12.7	13.2	13.7	14.1	13.8	13.0	12.0	10.7	



## Preliminary Real-Time Prices with Forecasted and Actual System Load

	HE1	HE2	HE3	HE4	HE5	HE6	HE7	HE8	HE9	HE10	HE11	HE12	HE13	HE14	HE15	HE16	HE17	HE18	HE19	HE20	HE21	HE22	HE23	HE24	avg all/peak
CONNECTICUT	40.41	35.78	34.24	34.12	34.39	33.83	45.42	49.63	50.20	57.22	53.16	47.46	41.56	46.07	41.38	39.16	37.27	41.81	46.15	61.18	83.16	56.15	43.95	54.85	46 / 50
NEMASSBOST	40.07	35.55	34.15	34.06	34.35	33.51	44.73	48.32	48.5	54.87	50.69	45.39	39.94	44.52	39.98	37.99	36.2	40.78	44.85	58.87	80.41	54.16	42.99	54.16	45 / 48
NEWHAMPSHIRE	39.29	34.91	33.59	33.54	33.85	33.09	44.11	47.76	47.99	54.27	50.17	44.96	39.49	43.94	39.48	37.51	35.7	40.11	44.02	57.56	78.73	53.1	41.95	52.92	44 / 47
MAINE	38.83	34.46	33.32	33.39	33.74	33.00	43.62	46.57	46.49	52.21	48.32	43.65	38.26	42.23	37.95	36.13	34.45	39.03	42.78	54.71	75.79	50.59	39.95	51.75	45 / 46
INTERNAL_HUB	40.14	35.64	34.21	34.12	34.4	33.63	44.9	48.64	48.92	55.48	51.34	45.94	40.4	45.01	40.44	38.38	36.53	41.1	45.23	59.49	81.17	54.78	43.27	54.31	45 / 49
Forecast	12.15	11.72	11.42	11.37	11.41	11.65	12.07	12.69	13.63	14.37	14.67	14.91	14.90	14.73	14.60	14.55	14.98	16.23	16.83	16.44	15.86	14.90	13.67	12.64	14 / 15
(RT) - (DA Load)	0.81	0.65	0.57	0.60	0.65	1.02	0.59	0.69	0.85	0.91	1.01	0.90	0.85	0.90	0.65	0.53	0.25	0.07	-0.09	0.54	0.76	1.03	1.09	1.39	



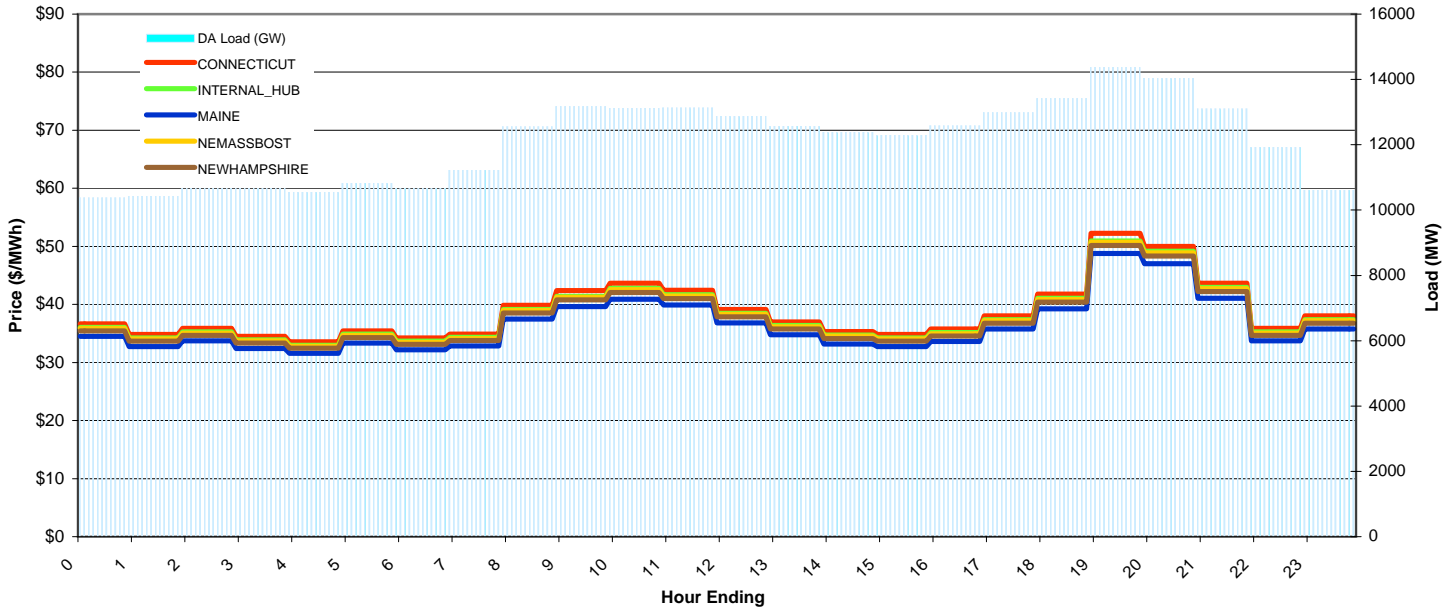
# ISO-NE Daily Report

Report for 03/22/2009

Price Color Codes: <=0 >=100 >=200

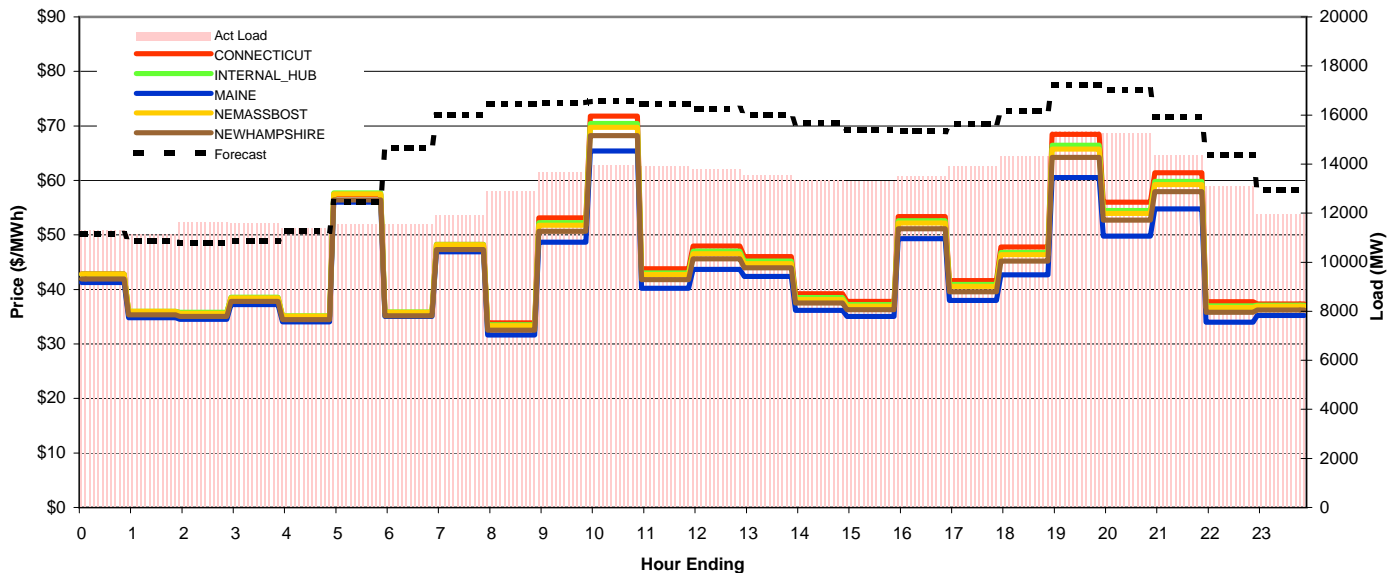
## Day-Ahead Prices and Cleared Load

	HE1	HE2	HE3	HE4	HE5	HE6	HE7	HE8	HE9	HE10	HE11	HE12	HE13	HE14	HE15	HE16	HE17	HE18	HE19	HE20	HE21	HE22	HE23	HE24	avg all/peak
CONNECTICUT	36.67	34.84	35.86	34.48	33.56	35.46	34.23	34.91	39.83	42.39	43.63	42.41	39.15	37.00	35.31	34.83	35.75	38.02	41.76	52.27	49.99	43.66	35.86	38.02	39 / 40
NEMASSBOST	35.86	34.06	35.07	33.72	32.81	34.67	33.47	34.14	38.94	41.22	42.54	41.47	38.28	36.18	34.53	34.06	34.95	37.18	40.83	50.72	48.88	42.69	35.07	37.18	38 / 39
NEWHAMPSHIRE	35.46	33.69	34.68	33.34	32.45	34.29	33.1	33.76	38.51	40.76	42.07	41.01	37.86	35.78	34.14	33.68	34.57	36.76	40.38	50.15	48.34	42.22	34.68	36.76	37 / 39
MAINE	34.48	32.76	33.72	32.43	31.56	33.35	32.19	32.83	37.45	39.64	40.91	39.88	36.82	34.79	33.20	32.76	33.62	35.75	39.26	48.76	47.01	41.06	33.72	35.75	36 / 38
INTERNAL_HUB	36.04	34.24	35.25	33.89	32.98	34.86	33.65	34.32	39.15	41.41	42.75	41.68	38.48	36.37	34.71	34.24	35.14	37.37	41.05	50.92	49.14	42.92	35.25	37.37	38 / 40
DA Load (GW)	10.4	10.4	10.7	10.7	10.6	10.8	10.7	11.2	12.5	13.2	13.1	13.1	12.9	12.6	12.4	12.3	12.6	13.0	13.4	14.4	14.0	13.1	11.9	10.6	



## Preliminary Real-Time Prices with Forecasted and Actual System Load

	HE1	HE2	HE3	HE4	HE5	HE6	HE7	HE8	HE9	HE10	HE11	HE12	HE13	HE14	HE15	HE16	HE17	HE18	HE19	HE20	HE21	HE22	HE23	HE24	avg all/peak
CONNECTICUT	42.86	35.89	35.73	38.47	34.97	57.40	35.76	48.28	33.89	53.15	71.81	43.79	47.97	46.05	39.21	37.80	53.36	41.60	47.76	68.43	55.99	61.40	37.76	37.34	46 / 49
NEMASSBOST	42.79	35.99	35.65	38.44	35.08	57.56	35.81	48.18	33.35	51.81	69.75	42.72	46.57	44.76	38.18	36.91	52.2	40.54	46.36	65.76	53.97	59.24	36.68	36.95	45 / 48
NEWHAMPSHIRE	41.89	35.32	35.05	37.79	34.46	56.43	35.15	47.29	32.55	50.65	68.19	41.79	45.63	43.98	37.51	36.26	51.13	39.57	45.18	64.23	52.74	57.95	35.84	36.22	44 / 47
MAINE	41.25	34.84	34.50	37.22	34.07	88.00	35.03	46.89	31.63	48.67	65.41	40.22	43.69	42.38	36.19	35.04	49.32	38.01	42.69	60.55	49.77	54.75	33.98	35.24	44 / 45
INTERNAL_HUB	42.81	36	35.79	38.6	35.18	57.71	35.85	48.24	33.51	52.26	70.43	43.04	47.01	45.18	38.52	37.2	52.62	40.9	46.81	66.43	54.46	59.82	37.01	37.12	46 / 48
Forecast	11.16	10.87	10.78	10.86	11.27	12.47	14.64	16.00	16.45	16.50	16.56	16.47	16.25	16.01	15.68	15.40	15.33	15.62	16.17	17.21	17.02	15.90	14.37	12.96	15 / 16
(RT) - (DA Load)	0.95	0.71	0.95	0.92	0.84	0.73	0.89	0.70	0.36	0.51	0.85	0.80	0.94	0.97	0.97	1.04	0.94	0.93	0.93	0.97	1.24	1.26	1.19	1.35	



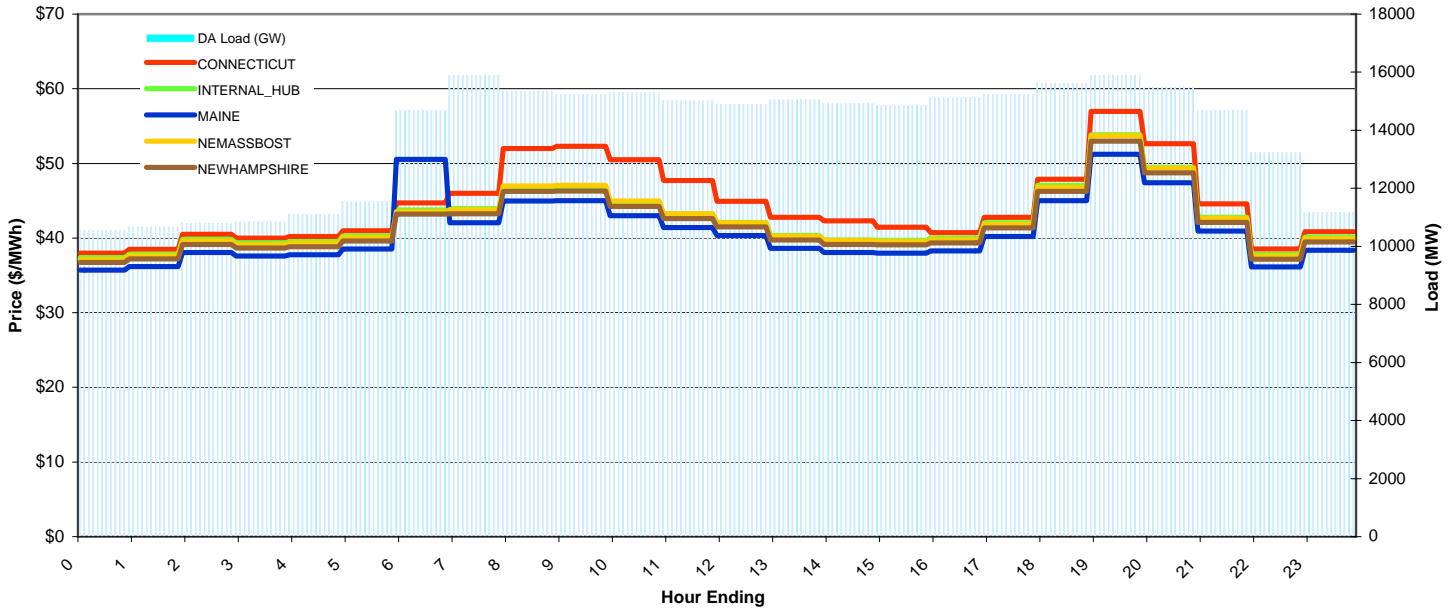
# ISO-NE Daily Report

Report for 03/23/2009

Price Color Codes: <=0 >=100 >=200

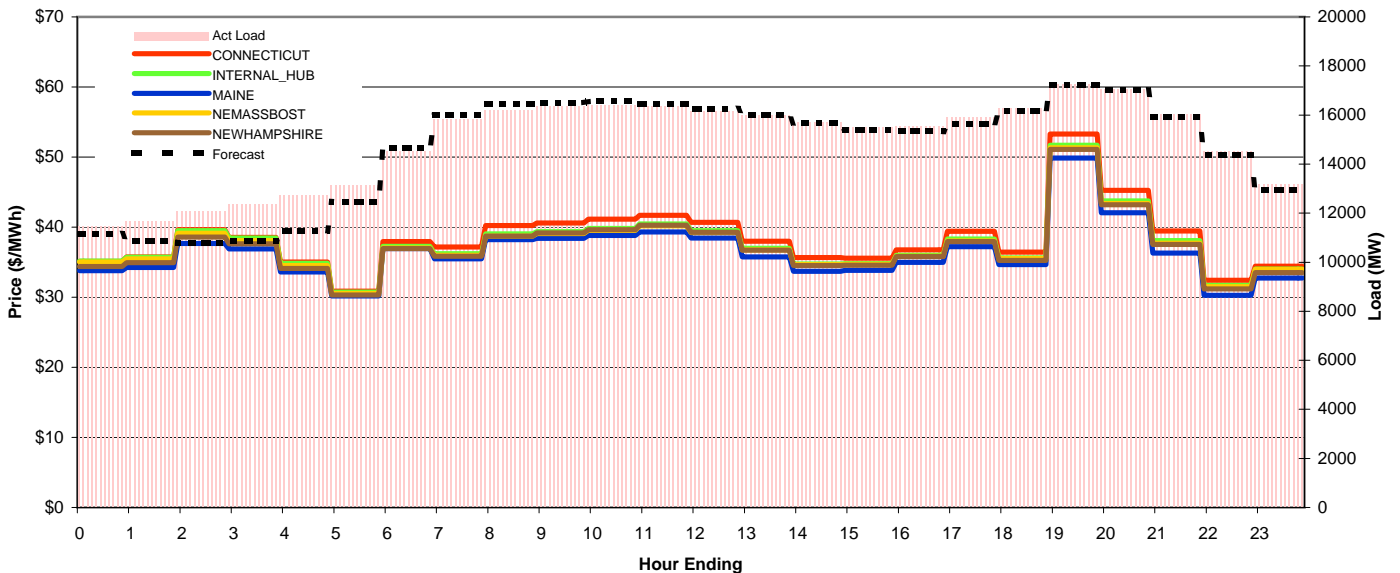
## Day-Ahead Prices and Cleared Load

	HE1	HE2	HE3	HE4	HE5	HE6	HE7	HE8	HE9	HE10	HE11	HE12	HE13	HE14	HE15	HE16	HE17	HE18	HE19	HE20	HE21	HE22	HE23	HE24	avg all/peak
CONNECTICUT	38.00	38.49	40.51	40.00	40.20	41.00	44.72	46.00	51.99	52.30	50.49	47.73	44.93	42.79	42.31	41.43	40.72	42.80	47.88	56.99	52.62	44.58	38.52	40.83	44 / 47
NEMASSBOST	37.14	37.62	39.6	39.1	39.29	40.08	43.54	43.83	46.98	47.05	44.97	43.27	42.05	40.26	39.68	39.57	39.79	41.83	46.8	53.71	49.4	42.64	37.6	39.91	42 / 44
NEWHAMPSHIRE	36.72	37.19	39.15	38.65	38.84	39.62	43.19	43.27	46.26	46.31	44.25	42.61	41.48	39.73	39.15	39.08	39.33	41.35	46.26	53	48.74	42.11	37.17	39.46	42 / 43
MAINE	35.72	36.18	38.08	37.60	37.78	38.54	50.53	42.07	44.97	45.01	43.00	41.42	40.33	38.63	38.06	38.00	38.26	40.22	45.00	51.21	47.40	40.95	36.15	38.38	41 / 42
INTERNAL_HUB	37.36	37.84	39.83	39.33	39.52	40.29	43.76	43.95	46.87	46.91	44.79	43.19	42.11	40.34	39.74	39.7	40	42.06	47.05	53.82	49.48	42.79	37.8	40.13	42 / 44
DA Load (GW)	10.6	10.7	10.8	10.9	11.1	11.5	14.7	15.9	15.3	15.2	15.3	15.0	14.9	15.0	14.9	15.1	15.2	15.6	15.9	15.5	14.7	13.2	11.2		



## Preliminary Real-Time Prices with Forecasted and Actual System Load

	HE1	HE2	HE3	HE4	HE5	HE6	HE7	HE8	HE9	HE10	HE11	HE12	HE13	HE14	HE15	HE16	HE17	HE18	HE19	HE20	HE21	HE22	HE23	HE24	avg all/peak
CONNECTICUT	35.11	35.77	39.63	38.55	35.03	30.87	37.96	37.15	40.25	40.59	41.12	41.71	40.67	38.01	35.66	35.58	36.77	39.39	36.43	53.30	45.27	39.43	32.44	34.44	38 / 40
NEMASSBOST	35.04	35.47	39.12	38.1	34.52	30.56	37.05	35.99	38.72	39.09	39.55	40.16	39.22	36.78	34.64	34.69	35.84	38.03	35.53	51.34	43.39	37.7	31.51	33.99	37 / 38
NEWHAMPSHIRE	34.38	34.94	38.59	37.62	34.13	30.34	36.94	35.86	38.73	39.19	39.64	40.27	39.26	36.71	34.5	34.58	35.79	37.95	35.27	51.1	43.19	37.54	31.19	33.51	37 / 38
MAINE	33.80	34.23	37.65	36.89	33.62	30.00	36.95	35.48	38.21	38.41	38.83	39.33	38.43	35.76	33.71	33.83	34.99	37.23	34.64	49.87	42.06	36.28	30.26	32.72	39 / 37
INTERNAL_HUB	35.15	35.7	39.5	38.47	34.86	30.74	37.27	36.19	39.04	39.36	39.84	40.47	39.49	36.97	34.76	34.79	35.96	38.3	35.62	51.7	43.73	38.06	31.68	34.04	38 / 38
Forecast	11.16	10.87	10.78	10.86	11.27	12.47	14.64	16.00	16.45	16.50	16.56	16.47	16.25	16.01	15.68	15.40	15.33	15.62	16.17	17.21	17.02	15.90	14.37	12.96	15 / 16
(RT) - (DA Load)	0.92	1.00	1.29	1.51	1.61	1.62	-0.12	-0.05	0.86	1.12	1.13	1.33	1.28	0.96	0.79	0.65	0.43	0.68	0.65	1.36	1.61	1.34	1.31	2.00	



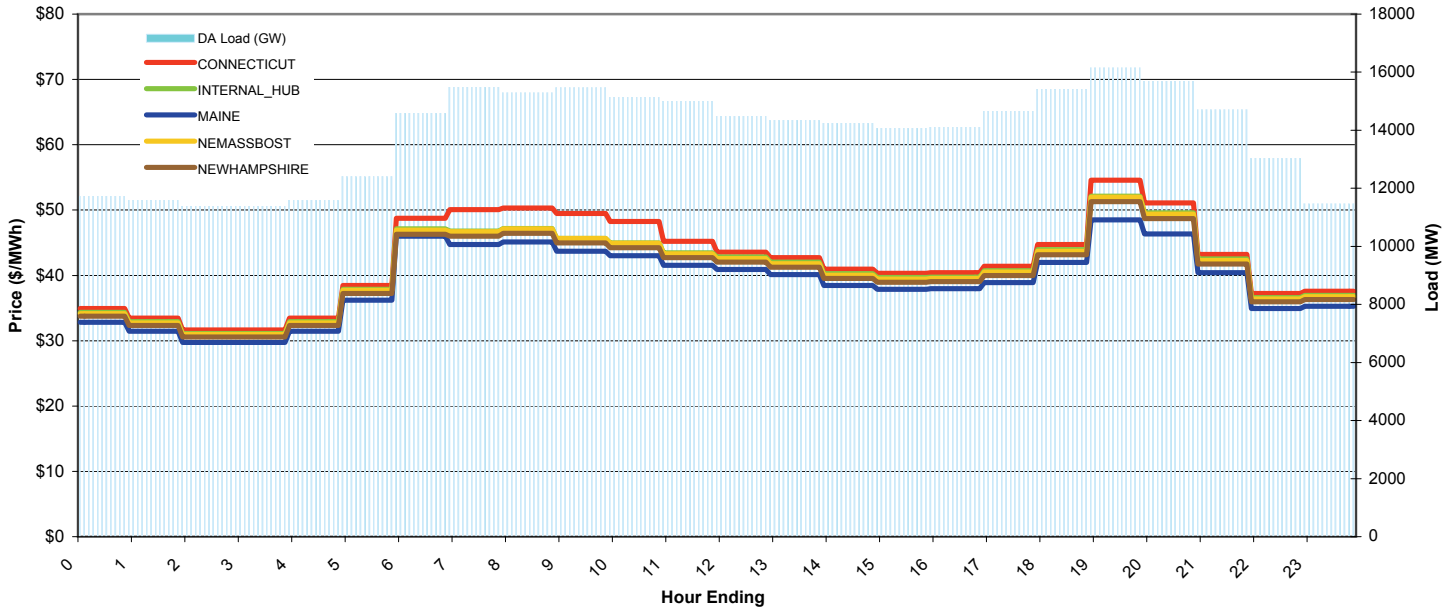
# ISO-NE Daily Report

Report for 03/24/2009

Price Color Codes: <=0 >=100 >=200

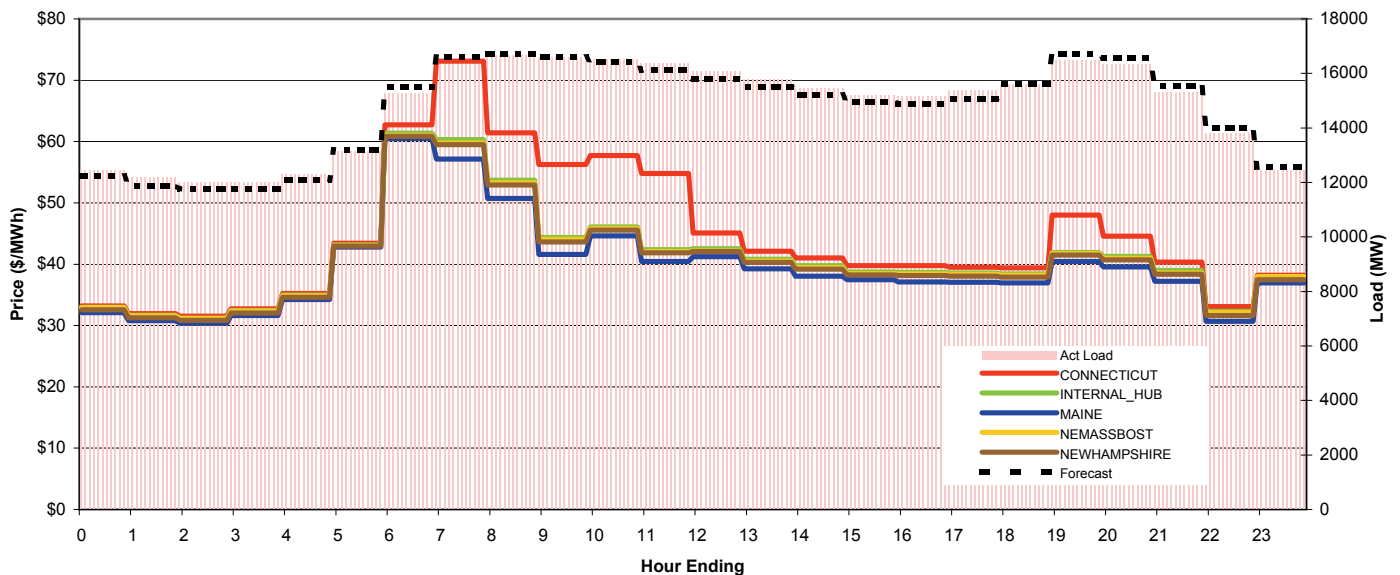
## Day-Ahead Prices and Cleared Load

	HE1	HE2	HE3	HE4	HE5	HE6	HE7	HE8	HE9	HE10	HE11	HE12	HE13	HE14	HE15	HE16	HE17	HE18	HE19	HE20	HE21	HE22	HE23	HE24	avg all/peak
CONNECTICUT	34.93	33.48	31.65	31.65	33.48	38.48	48.74	50.09	50.31	49.50	48.24	45.22	43.54	42.74	40.94	40.33	40.41	41.41	44.71	54.56	51.10	43.23	37.23	37.57	42 / 45
NEMASSBOST	34.15	32.74	30.95	30.95	32.74	37.71	46.91	46.71	47.11	45.65	44.91	43.31	42.58	41.79	40.03	39.43	39.52	40.49	43.7	52	49.37	42.27	36.41	36.73	41 / 43
NEWHAMPSHIRE	33.73	32.33	30.56	30.56	32.33	37.23	46.31	46.02	46.43	44.95	44.25	42.73	42.05	41.27	39.53	38.95	39.03	39.99	43.16	51.27	48.71	41.75	35.96	36.28	40 / 43
MAINE	32.80	31.44	29.72	29.72	31.44	36.21	46.00	44.73	45.13	43.69	43.00	41.54	40.89	40.13	38.44	37.87	37.95	38.89	41.96	48.49	46.33	40.44	34.91	35.28	39 / 42
INTERNAL_HUB	34.35	32.92	31.12	31.12	32.92	37.89	47.11	46.77	47.2	45.66	44.96	43.47	42.82	42.03	40.25	39.66	39.74	40.72	43.95	52.14	49.58	42.51	36.61	36.94	41 / 44
DA Load (GW)	11.7	11.6	11.4	11.4	11.6	12.4	14.6	15.5	15.3	15.5	15.1	15.0	14.5	14.4	14.2	14.1	14.1	14.7	15.4	16.1	15.7	14.7	13.0	11.5	



## Preliminary Real-Time Prices with Forecasted and Actual System Load

	HE1	HE2	HE3	HE4	HE5	HE6	HE7	HE8	HE9	HE10	HE11	HE12	HE13	HE14	HE15	HE16	HE17	HE18	HE19	HE20	HE21	HE22	HE23	HE24	avg all/peak
CONNECTICUT	33.21	31.92	31.51	32.71	35.21	43.44	62.75	73.12	61.44	56.28	57.71	54.77	45.07	42.10	41.03	39.78	39.79	39.50	39.41	48.03	44.56	40.32	33.07	38.22	44 / 47
NEMASSBOST	32.94	31.58	31.15	32.37	34.84	43.07	61.02	59.76	53.3	44.03	45.8	42.07	42.18	40.47	39.43	38.48	38.4	38.34	38.19	41.74	40.94	38.57	32.1	37.97	41 / 42
NEWHAMPSHIRE	32.55	31.25	30.82	32.06	34.58	42.95	60.84	59.47	52.91	43.64	45.57	41.83	42.05	40.3	39.21	38.27	38.13	38.06	37.9	41.49	40.71	38.37	31.65	37.47	41 / 42
MAINE	32.09	30.77	30.37	31.64	34.22	48.00	60.48	57.15	50.70	41.58	44.60	40.43	41.22	39.24	38.04	37.47	37.11	37.04	36.95	40.42	39.58	37.22	30.71	36.95	41 / 41
INTERNAL_HUB	32.98	31.66	31.23	32.46	34.94	43.14	61.35	60.35	53.71	44.35	46.1	42.35	42.53	40.82	39.76	38.74	38.69	38.55	38.4	41.88	41.28	38.98	32.3	37.93	41 / 42
Forecast	12.23	11.87	11.75	11.78	12.10	13.20	15.49	16.60	16.71	16.59	16.43	16.12	15.78	15.51	15.19	14.95	14.89	15.08	15.60	16.72	16.56	15.55	14.00	12.55	15 / 16
(RT) - (DA Load)	0.75	0.62	0.64	0.62	0.73	0.74	0.69	1.02	1.37	1.12	1.39	1.36	1.58	1.46	1.23	1.13	1.07	0.74	0.19	0.32	0.64	0.63	0.79	1.02	





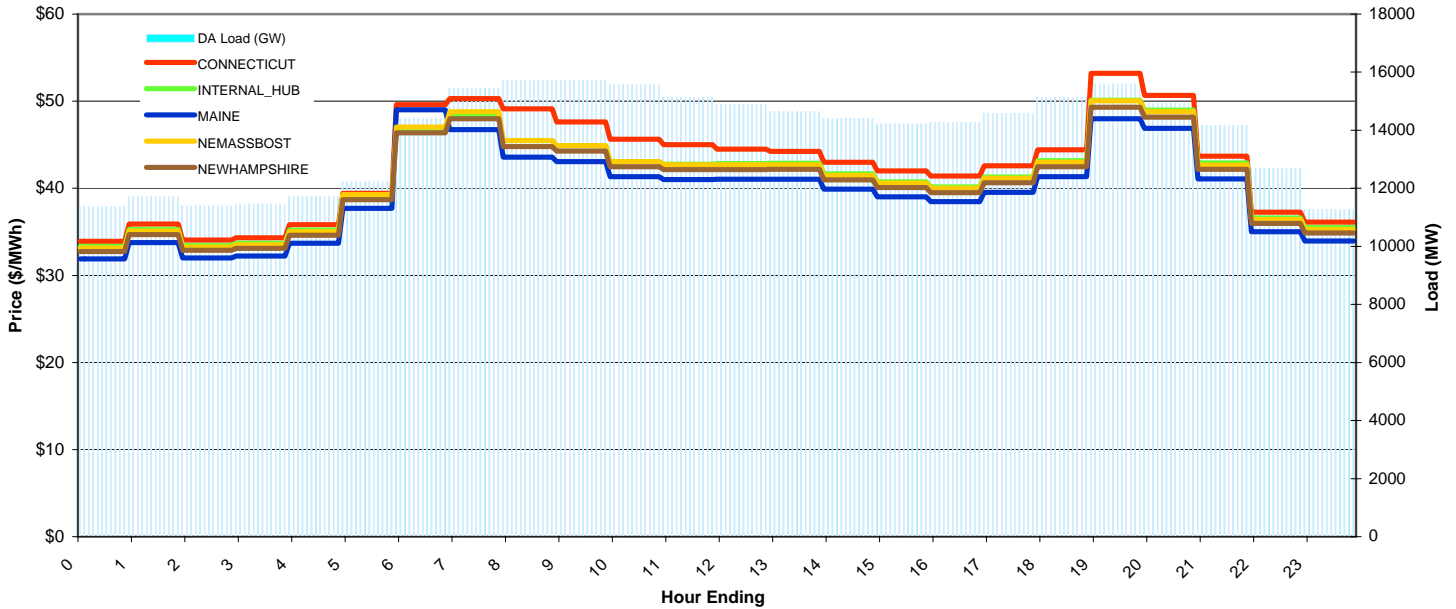
# ISO-NE Daily Report

Report for 03/25/2009

Price Color Codes: <=0 >=100 >=200

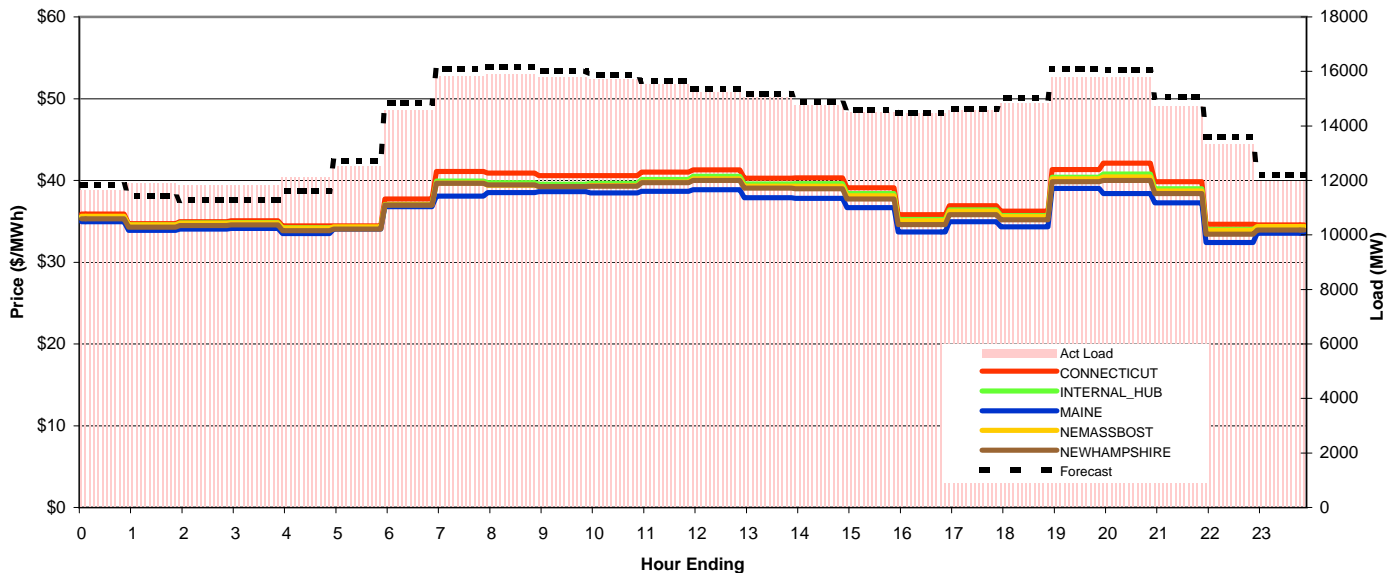
## Day-Ahead Prices and Cleared Load

	HE1	HE2	HE3	HE4	HE5	HE6	HE7	HE8	HE9	HE10	HE11	HE12	HE13	HE14	HE15	HE16	HE17	HE18	HE19	HE20	HE21	HE22	HE23	HE24	avg all/peak
CONNECTICUT	33.92	35.90	34.05	34.30	35.83	39.41	49.59	50.31	49.14	47.63	45.63	45.02	44.49	44.22	43.00	42.01	41.42	42.59	44.42	53.19	50.67	43.68	37.26	36.13	43 / 45
NEMASSBOST	33.14	35.08	33.26	33.51	35	39.29	47.03	48.79	45.49	44.89	43.05	42.71	42.7	42.69	41.49	40.6	40	41.14	43	50.03	48.79	42.67	36.4	35.29	41 / 43
NEWHAMPSHIRE	32.75	34.67	32.87	33.12	34.6	38.69	46.36	47.98	44.8	44.28	42.46	42.15	42.16	42.17	40.98	40.1	39.51	40.63	42.48	49.32	48.17	42.18	35.98	34.88	41 / 43
MAINE	31.88	33.75	32.00	32.24	33.68	37.70	49.00	46.73	43.59	43.08	41.32	41.02	41.03	41.04	39.89	39.03	38.46	39.55	41.34	48.00	46.88	41.06	35.02	33.95	40 / 42
INTERNAL_HUB	33.33	35.28	33.45	33.7	35.21	39.15	46.77	48.4	45.47	44.9	43.06	42.77	42.83	42.86	41.65	40.76	40.16	41.3	43.18	50.1	48.99	42.92	36.61	35.5	41 / 43
DA Load (GW)	11.4	11.7	11.4	11.5	11.7	12.2	14.4	15.4	15.7	15.7	15.6	15.1	14.9	14.6	14.4	14.2	14.3	14.6	15.1	15.6	14.9	14.2	12.7	11.3	



## Preliminary Real-Time Prices with Forecasted and Actual System Load

	HE1	HE2	HE3	HE4	HE5	HE6	HE7	HE8	HE9	HE10	HE11	HE12	HE13	HE14	HE15	HE16	HE17	HE18	HE19	HE20	HE21	HE22	HE23	HE24	avg all/peak
CONNECTICUT	35.88	34.71	34.97	35.06	34.45	34.43	37.72	41.08	40.89	40.57	40.60	41.03	41.29	40.29	40.33	39.09	35.81	36.90	36.25	41.35	42.12	39.86	34.62	34.55	38 / 40
NEMASSBOST	35.61	34.55	34.76	34.8	34.16	34.31	37.04	39.67	39.43	39.24	39.36	39.82	40.21	39.3	39.29	38.12	35.08	36.25	35.59	40.2	40.44	38.7	33.89	34.36	37 / 38
NEWHAMPSHIRE	35.32	34.27	34.49	34.55	33.85	34.07	36.98	39.63	39.44	39.25	39.28	39.72	40.01	39.06	38.99	37.73	34.59	35.82	35.2	39.84	40	38.4	33.44	33.92	37 / 38
MAINE	34.94	33.88	34.05	34.13	33.50	34.00	36.79	38.08	38.51	38.63	38.49	38.66	38.87	37.90	37.82	36.69	33.69	34.97	34.31	39.04	38.38	37.26	32.41	33.55	38 / 37
INTERNAL_HUB	35.59	34.57	34.8	34.85	34.21	34.24	37.05	39.93	39.73	39.53	39.65	40.12	40.52	39.57	39.59	38.38	35.24	36.4	35.7	40.41	40.79	38.97	34.02	34.34	37 / 39
Forecast	11.84	11.44	11.27	11.27	11.60	12.71	14.84	16.10	16.16	16.02	15.88	15.65	15.37	15.18	14.86	14.59	14.47	14.61	15.02	16.09	16.04	15.07	13.60	12.19	14 / 15
(RT) - (DA Load)	0.30	0.18	0.44	0.36	0.40	0.32	0.20	0.40	0.20	0.06	0.15	0.39	0.37	0.44	0.38	0.30	0.20	0.02	-0.29	0.19	0.87	0.57	0.65	0.73	



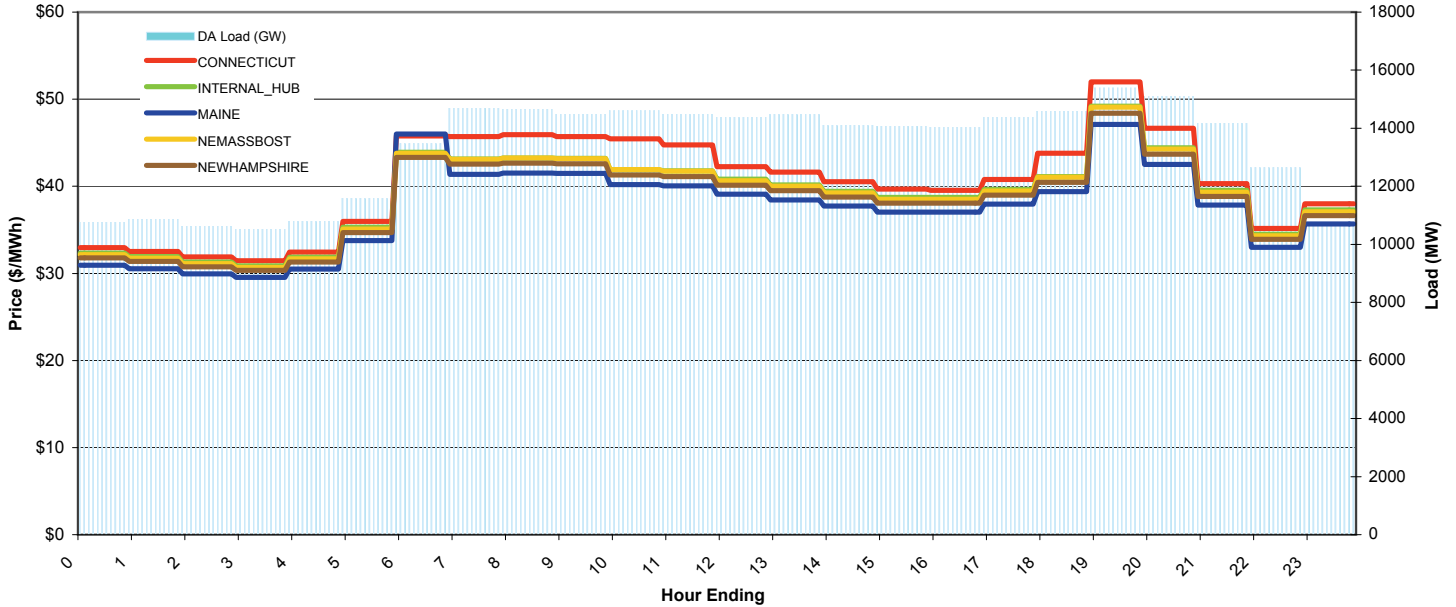
# ISO-NE Daily Report

Report for 03/26/2009

Price Color Codes: <=0 >=100 >=200

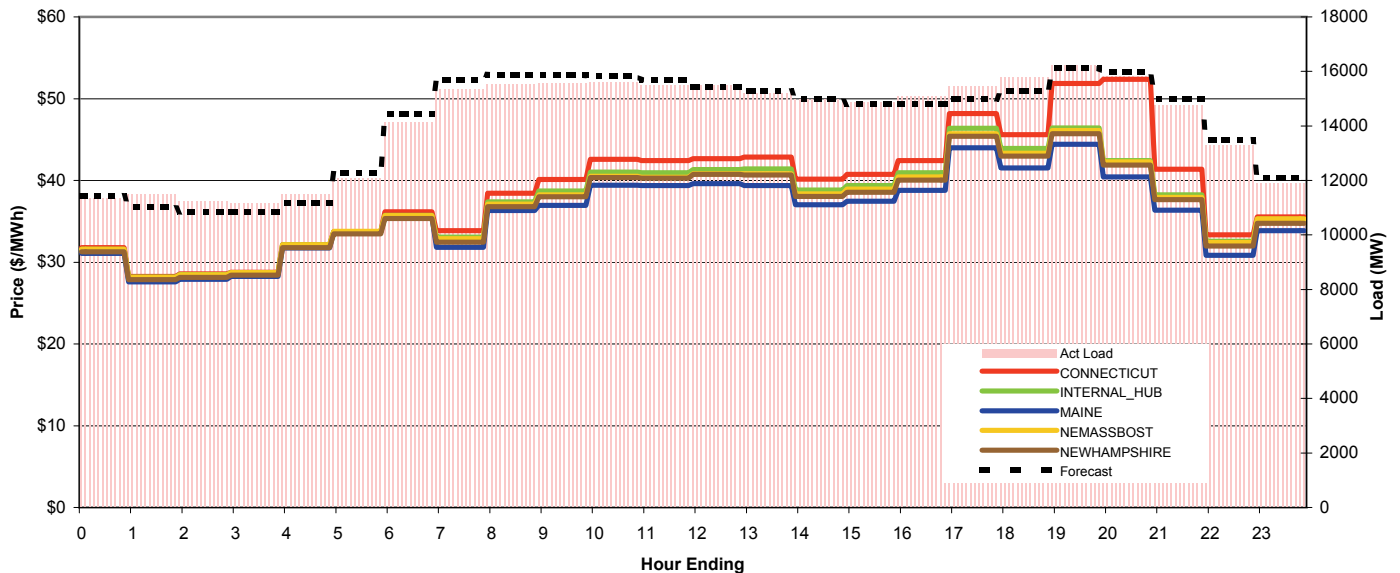
## Day-Ahead Prices and Cleared Load

	HE1	HE2	HE3	HE4	HE5	HE6	HE7	HE8	HE9	HE10	HE11	HE12	HE13	HE14	HE15	HE16	HE17	HE18	HE19	HE20	HE21	HE22	HE23	HE24	avg all/peak
CONNECTICUT	32.96	32.53	31.89	31.46	32.46	35.97	45.79	45.72	45.91	45.69	45.44	44.74	42.26	41.63	40.52	39.68	39.55	40.77	43.81	52.00	46.66	40.29	35.15	37.99	40 / 43
NEMASSBOST	32.16	31.74	31.12	30.69	31.67	35.1	43.79	43.1	43.24	43.18	41.91	41.73	40.65	40	39.25	38.51	38.51	39.47	41.04	49.07	44.28	39.31	34.3	37.07	39 / 41
NEWHAMPSHIRE	31.78	31.37	30.76	30.34	31.31	34.69	43.31	42.53	42.66	42.6	41.28	41.13	40.14	39.5	38.78	38.05	38.06	38.99	40.45	48.4	43.69	38.85	33.9	36.64	38 / 41
MAINE	30.95	30.54	29.95	29.54	30.48	33.78	46.00	41.39	41.51	41.47	40.18	40.04	39.08	38.45	37.75	37.04	37.05	37.95	39.37	47.10	42.52	37.83	33.01	35.67	37 / 39
INTERNAL_HUB	32.35	31.93	31.31	30.88	31.87	35.31	43.92	43.13	43.26	43.21	41.89	41.77	40.83	40.17	39.44	38.71	38.73	39.66	41.1	49.18	44.41	39.55	34.51	37.3	39 / 41
DA Load (GW)	10.8	10.9	10.6	10.5	10.8	11.6	13.5	14.7	14.6	14.5	14.6	14.5	14.4	14.5	14.1	14.1	14.0	14.4	14.6	15.4	15.1	14.2	12.6	10.8	



## Preliminary Real-Time Prices with Forecasted and Actual System Load

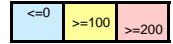
	HE1	HE2	HE3	HE4	HE5	HE6	HE7	HE8	HE9	HE10	HE11	HE12	HE13	HE14	HE15	HE16	HE17	HE18	HE19	HE20	HE21	HE22	HE23	HE24	avg all/peak
CONNECTICUT	31.78	28.25	28.56	28.77	32.13	33.75	36.16	33.84	38.42	40.12	42.58	42.44	42.65	42.85	40.14	40.73	42.42	48.19	45.60	51.85	52.36	41.37	33.35	35.53	39 / 42
NEMASSBOST	31.6	28.16	28.46	28.72	32.12	33.76	35.71	32.87	37.12	38.25	40.49	40.4	40.84	40.83	38.36	38.93	40.42	45.72	43.34	46.11	42.28	37.91	32.4	35.3	37 / 40
NEWHAMPSHIRE	31.28	27.86	28.15	28.41	31.79	33.45	35.34	32.46	36.78	38	40.37	40.29	40.76	40.68	38.06	38.57	40.03	45.41	42.96	45.7	41.89	37.64	31.98	34.75	37 / 39
MAINE	31.09	27.61	27.90	28.24	31.76	33.76	35.49	31.81	36.32	36.93	39.43	39.38	39.59	39.39	37.02	37.45	38.79	43.98	41.54	44.42	40.43	36.36	30.85	33.85	38 / 38
INTERNAL_HUB	31.59	28.18	28.5	28.74	32.12	33.7	35.74	33.07	37.39	38.69	41.03	40.94	41.33	41.39	38.81	39.38	40.94	46.38	43.91	46.42	42.44	38.24	32.57	35.25	37 / 40
Forecast	11.44	11.03	10.85	10.83	11.16	12.27	14.43	15.69	15.87	15.85	15.82	15.69	15.44	15.26	15.00	14.80	14.82	15.00	15.26	16.11	15.98	14.98	13.49	12.10	14 / 15
(RT) - (DA Load)	0.60	0.65	0.63	0.65	0.69	0.51	0.68	0.67	0.91	1.09	1.01	1.02	1.11	0.73	0.89	0.81	1.04	1.08	1.19	0.87	0.72	0.60	0.64	1.15	



# ISO-NE Daily Report

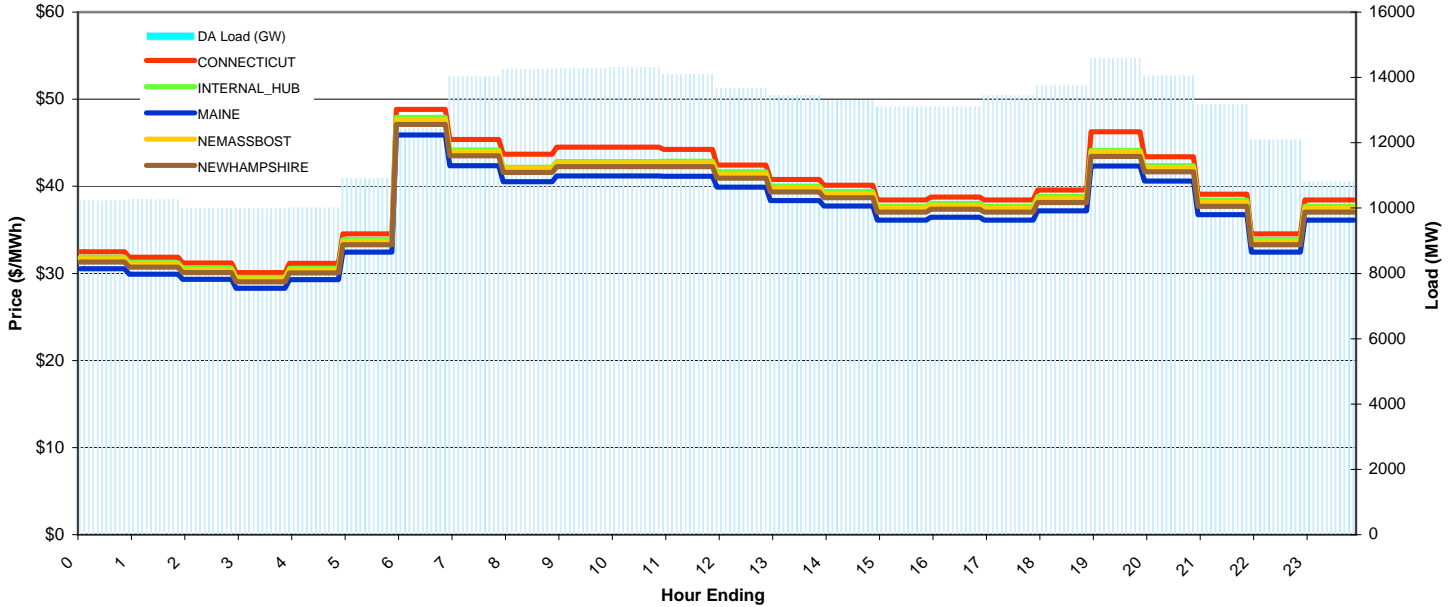
Report for 03/27/2009

Price Color Codes:



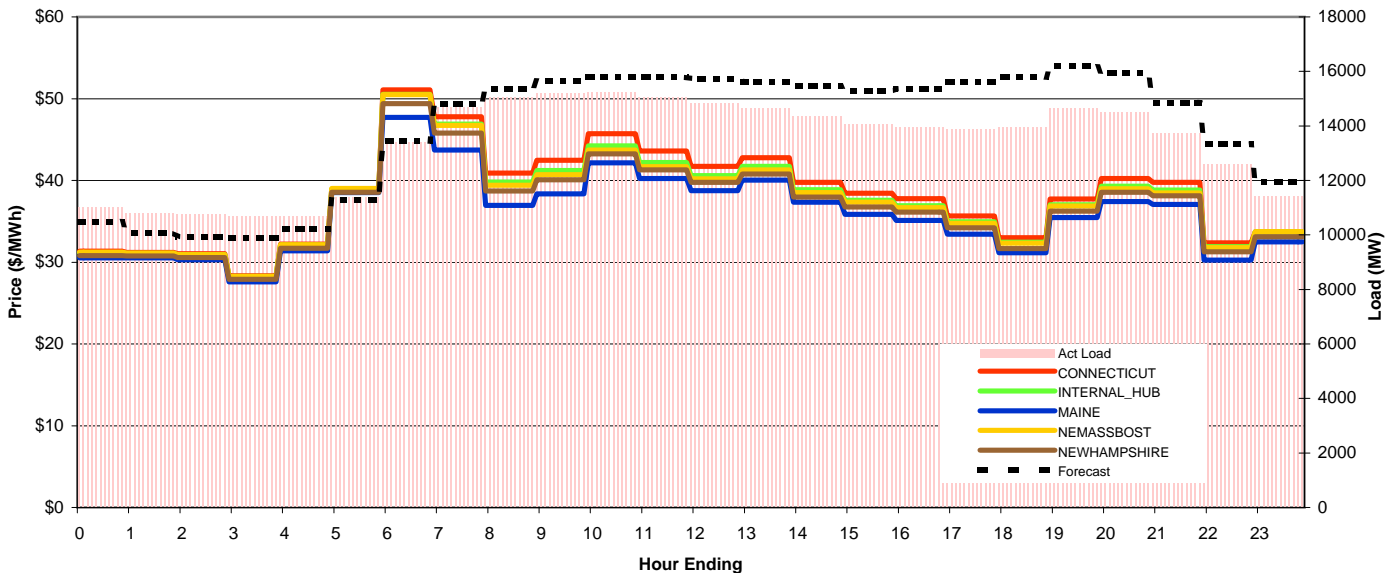
## Day-Ahead Prices and Cleared Load

	HE1	HE2	HE3	HE4	HE5	HE6	HE7	HE8	HE9	HE10	HE11	HE12	HE13	HE14	HE15	HE16	HE17	HE18	HE19	HE20	HE21	HE22	HE23	HE24	avg all/peak
CONNECTICUT	32.48	31.84	31.20	30.11	31.16	34.53	48.84	45.39	43.69	44.49	44.50	44.24	42.45	40.80	40.14	38.42	38.76	38.42	39.56	46.27	43.40	39.11	34.53	38.42	39 / 42
NEMASSBOST	31.67	31.05	30.42	29.36	30.39	33.67	47.63	43.97	42.03	42.71	42.71	42.7	41.39	39.78	39.14	37.47	37.79	37.47	38.58	43.98	42.14	38.14	33.67	37.47	38 / 40
NEWHAMPSHIRE	31.32	30.7	30.08	29.03	30.05	33.29	47.09	43.49	41.59	42.26	42.26	42.24	40.93	39.34	38.7	37.05	37.37	37.05	38.15	43.42	41.66	37.71	33.29	37.05	38 / 40
MAINE	30.52	29.92	29.32	28.29	29.29	32.45	45.90	42.38	40.52	41.17	41.17	41.16	39.89	38.35	37.73	36.11	36.43	36.11	37.18	42.31	40.61	36.76	32.45	36.11	37 / 39
INTERNAL_HUB	31.87	31.24	30.61	29.54	30.58	33.88	47.92	44.18	42.18	42.84	42.84	42.88	41.65	40.03	39.39	37.7	38.03	37.7	38.82	44.12	42.38	38.38	33.88	37.7	38 / 40
DA Load (GW)	10.2	10.3	10.0	10.0	10.0	10.9	12.4	14.0	14.3	14.3	14.3	14.1	13.7	13.5	13.3	13.1	13.1	13.4	13.7	14.6	14.1	13.2	12.1	10.8	



## Preliminary Real-Time Prices with Forecasted and Actual System Load

	HE1	HE2	HE3	HE4	HE5	HE6	HE7	HE8	HE9	HE10	HE11	HE12	HE13	HE14	HE15	HE16	HE17	HE18	HE19	HE20	HE21	HE22	HE23	HE24	avg all/peak
CONNECTICUT	31.36	31.21	31.04	28.34	32.22	38.91	51.06	47.77	40.91	42.48	45.72	43.60	41.72	42.78	39.78	38.45	37.78	35.64	33.01	37.72	40.25	39.77	32.38	33.71	38 / 40
NEMASSBOST	31.22	31.11	30.91	28.25	32.13	39.01	50.49	46.72	39.41	40.71	43.72	41.7	40.2	41.29	38.51	37.32	36.66	34.77	32.33	36.85	38.99	38.48	31.77	33.74	37 / 39
NEWHAMPSHIRE	30.82	30.75	30.56	27.9	31.72	38.54	49.39	45.81	38.72	40.06	43.23	41.28	39.75	40.8	37.98	36.74	36.11	34.22	31.66	36.25	38.56	38.14	31.26	33.11	37 / 38
MAINE	30.51	30.52	30.28	27.58	31.39	38.00	47.72	43.71	36.93	38.36	42.15	40.25	38.75	40.02	37.35	35.85	35.09	33.42	31.15	35.45	37.42	37.05	30.27	32.47	38 / 37
INTERNAL_HUB	31.16	31.08	30.91	28.24	32.11	38.92	50.54	46.89	39.8	41.21	44.24	42.18	40.58	41.71	38.86	37.59	36.92	34.95	32.45	37.01	39.31	38.84	31.9	33.7	38 / 39
Forecast	10.48	10.07	9.93	9.89	10.20	11.28	13.43	14.80	15.37	15.64	15.79	15.78	15.73	15.63	15.45	15.27	15.37	15.63	15.78	16.19	15.93	14.85	13.33	11.95	14 / 15
(RT) - (DA Load)	0.79	0.55	0.78	0.71	0.70	0.48	0.97	0.69	0.83	0.93	0.91	0.99	1.18	1.19	1.06	0.98	0.85	0.45	0.22	0.06	0.48	0.56	0.52	0.62	



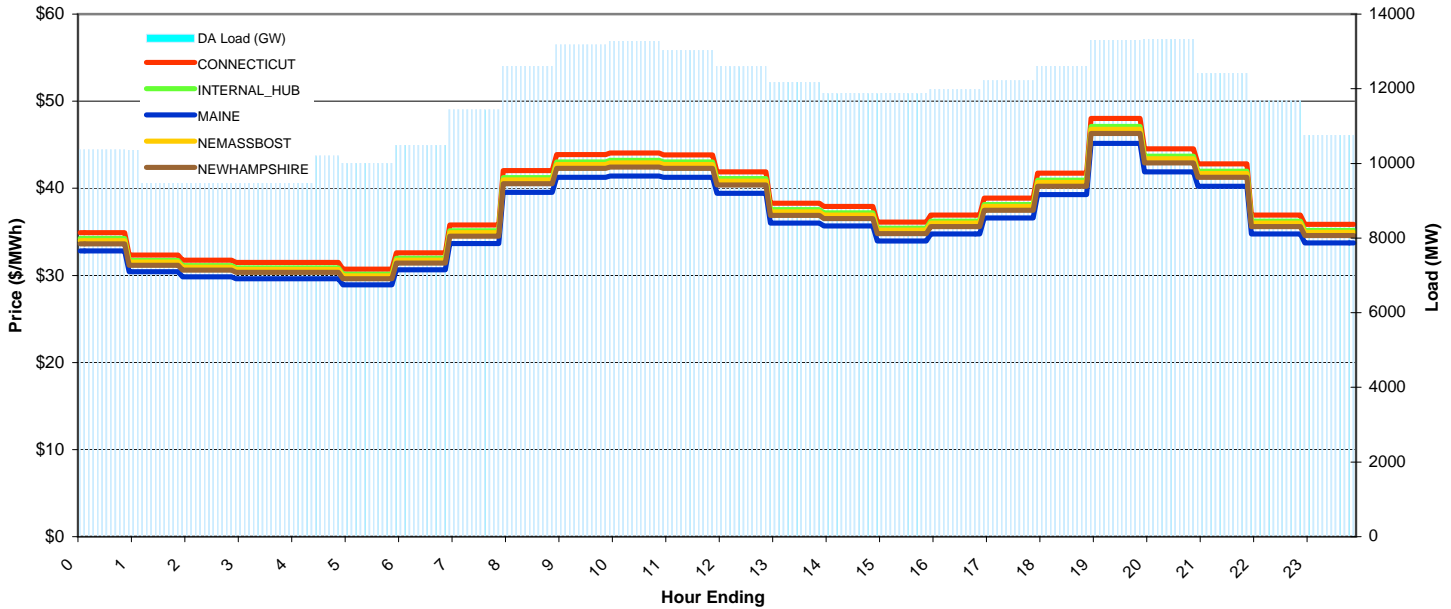
# ISO-NE Daily Report

Report for 03/28/2009

Price Color Codes: <=0 >=100 >=200

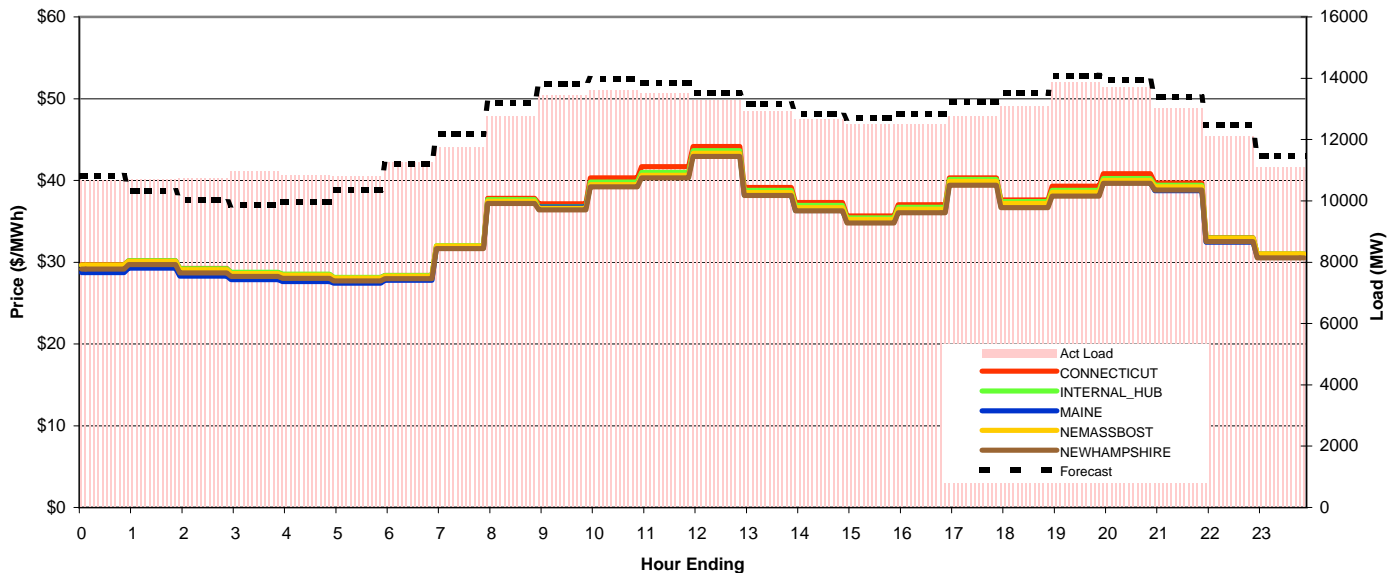
## Day-Ahead Prices and Cleared Load

	HE1	HE2	HE3	HE4	HE5	HE6	HE7	HE8	HE9	HE10	HE11	HE12	HE13	HE14	HE15	HE16	HE17	HE18	HE19	HE20	HE21	HE22	HE23	HE24	avg all/peak
CONNECTICUT	34.89	32.33	31.73	31.47	31.47	30.72	32.59	35.79	42.03	43.86	44.04	43.85	41.89	38.27	37.90	36.11	36.92	38.89	41.73	48.01	44.53	42.79	36.92	35.86	38 / 41
NEMASSBOST	34	31.51	30.92	30.67	30.67	29.94	31.76	34.89	40.96	42.74	42.92	42.74	40.83	37.29	36.94	35.19	35.99	37.9	40.67	46.79	43.4	41.7	35.99	34.95	37 / 40
NEWHAMPSHIRE	33.63	31.17	30.59	30.34	30.34	29.62	31.42	34.51	40.52	42.28	42.45	42.28	40.39	36.89	36.54	34.8	35.6	37.49	40.23	46.29	42.93	41.25	35.6	34.57	37 / 39
MAINE	32.82	30.42	29.85	29.61	29.61	28.90	30.66	33.67	39.54	41.25	41.42	41.25	39.41	36.00	35.66	33.96	34.74	36.59	39.26	45.17	41.90	40.25	34.74	33.74	36 / 38
INTERNAL_HUB	34.23	31.72	31.13	30.87	30.87	30.14	31.97	35.12	41.23	43.02	43.2	43.02	41.1	37.54	37.18	35.42	36.23	38.15	40.94	47.1	43.69	41.97	36.23	35.18	37 / 40
DA Load (GW)	10.4	10.3	10.3	10.2	10.2	10.0	10.5	11.4	12.6	13.2	13.3	13.0	12.6	12.2	11.9	11.9	12.0	12.2	12.6	13.3	13.3	12.4	11.7	10.8	



## Preliminary Real-Time Prices with Forecasted and Actual System Load

	HE1	HE2	HE3	HE4	HE5	HE6	HE7	HE8	HE9	HE10	HE11	HE12	HE13	HE14	HE15	HE16	HE17	HE18	HE19	HE20	HE21	HE22	HE23	HE24	avg all/peak
CONNECTICUT	29.72	30.18	29.22	28.72	28.48	28.11	28.38	31.93	37.81	37.15	40.33	41.70	44.13	39.13	37.30	35.66	37.02	40.31	37.61	39.30	40.81	39.70	33.00	30.98	35 / 38
NEMASSBOST	29.61	30.11	29.07	28.63	28.41	28.07	28.31	31.96	37.47	36.59	39.5	40.64	43.33	38.51	36.66	35.22	36.49	39.9	37.19	38.57	40	39.23	32.91	31.01	35 / 38
NEWHAMPSHIRE	29.16	29.7	28.68	28.24	28.03	27.71	28	31.68	37.18	36.39	39.22	40.32	42.93	38.17	36.29	34.81	36.03	39.43	36.69	38.1	39.66	38.82	32.51	30.52	35 / 37
MAINE	28.72	29.27	28.29	27.88	27.65	28.00	27.80	31.79	37.35	36.75	39.47	40.57	43.29	38.22	36.33	34.94	36.23	39.77	36.88	38.36	39.74	38.76	32.46	30.64	37 / 38
INTERNAL_HUB	29.62	30.16	29.18	28.75	28.52	28.14	28.39	32	37.65	36.79	39.79	40.99	43.64	38.77	36.93	35.42	36.73	40.13	37.4	38.8	40.24	39.41	32.96	30.99	35 / 38
Forecast	10.82	10.32	10.03	9.87	9.96	10.36	11.19	12.17	13.18	13.80	13.98	13.83	13.51	13.15	12.85	12.70	12.84	13.22	13.51	14.08	13.93	13.38	12.46	11.45	12 / 13
(RT) - (DA Load)	0.32	0.36	0.49	0.74	0.66	0.80	0.78	0.32	0.18	0.27	0.33	0.50	0.69	0.77	0.79	0.61	0.54	0.56	0.51	0.60	0.40	0.62	0.45	0.35	



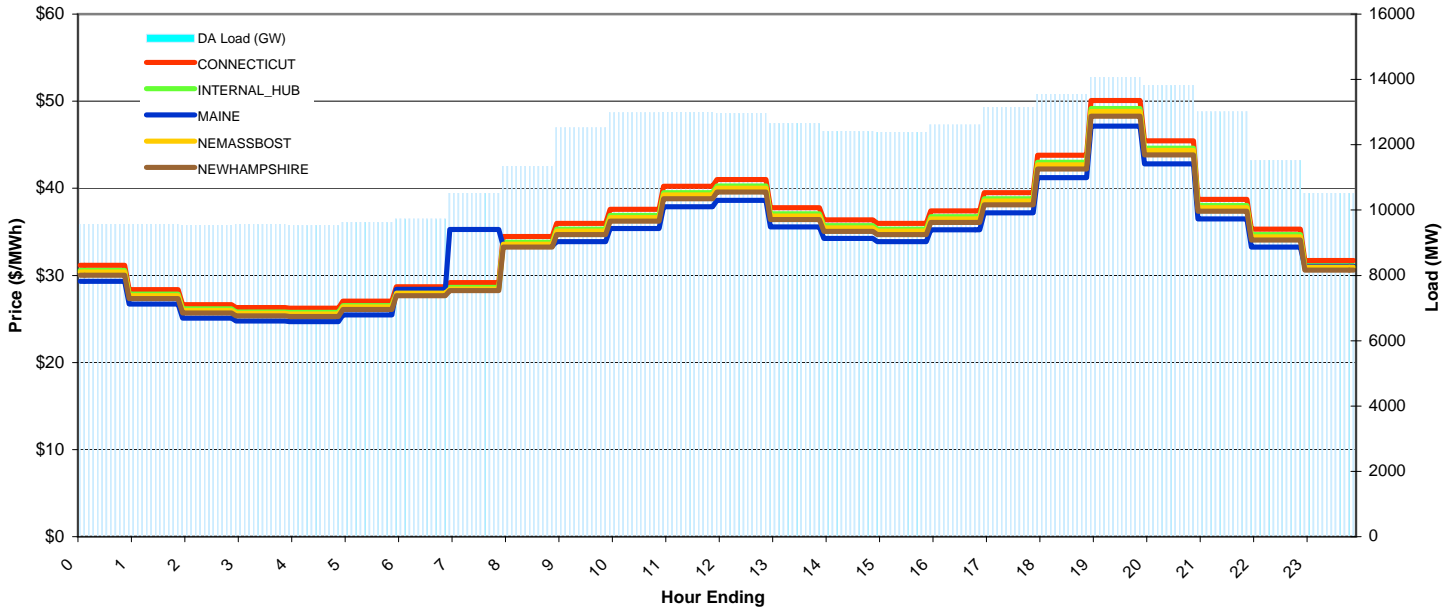
# ISO-NE Daily Report

Report for 03/29/2009

Price Color Codes: <=0 >=100 >=200

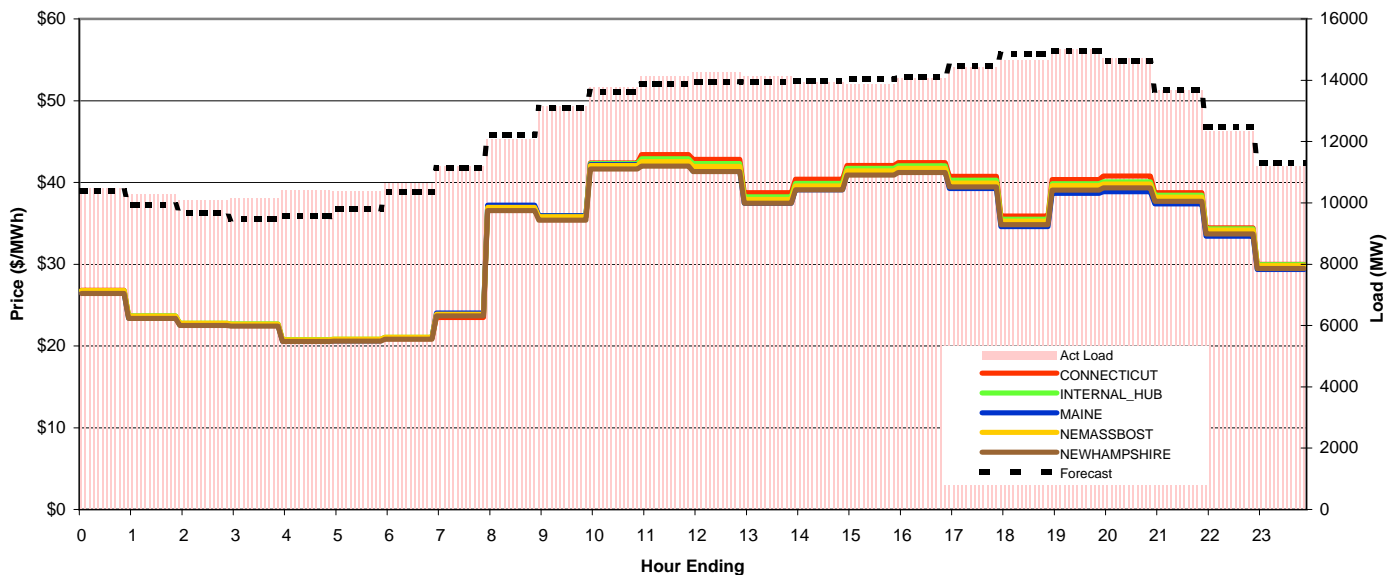
## Day-Ahead Prices and Cleared Load

	HE1	HE2	HE3	HE4	HE5	HE6	HE7	HE8	HE9	HE10	HE11	HE12	HE13	HE14	HE15	HE16	HE17	HE18	HE19	HE20	HE21	HE22	HE23	HE24	avg all/peak
CONNECTICUT	31.14	28.35	26.64	26.29	26.23	27.04	28.68	29.19	34.45	35.98	37.58	40.23	41.02	37.77	36.36	35.98	37.41	39.51	43.78	50.08	45.45	38.73	35.31	31.71	35 / 39
NEMASSBOST	30.37	27.65	25.98	25.64	25.58	26.37	27.97	28.45	33.6	35.09	36.65	39.24	40.01	36.83	35.47	35.09	36.49	38.53	42.7	48.84	44.33	37.78	34.44	30.93	34 / 38
NEWHAMPSHIRE	30.03	27.34	25.69	25.35	25.29	26.07	27.68	28.27	33.24	34.7	36.24	38.79	39.56	36.42	35.07	34.7	36.08	38.1	42.22	48.29	43.83	37.35	34.05	30.6	34 / 37
MAINE	29.32	26.70	25.08	24.75	24.69	25.46	28.39	35.29	33.37	33.88	35.38	37.88	38.62	35.56	34.24	33.88	35.23	37.20	41.22	47.15	42.79	36.47	33.25	31.05	34 / 37
INTERNAL_HUB	30.57	27.84	26.16	25.81	25.75	26.54	28.16	28.64	33.82	35.32	36.89	39.49	40.27	37.08	35.7	35.32	36.73	38.79	42.98	49.16	44.62	38.02	34.67	31.13	35 / 38
DA Load (GW)	9.6	9.6	9.5	9.6	9.5	9.6	9.7	10.5	11.4	12.5	13.0	13.0	13.0	12.7	12.4	12.4	12.6	13.1	13.5	14.1	13.8	13.0	11.5	10.5	



## Preliminary Real-Time Prices with Forecasted and Actual System Load

	HE1	HE2	HE3	HE4	HE5	HE6	HE7	HE8	HE9	HE10	HE11	HE12	HE13	HE14	HE15	HE16	HE17	HE18	HE19	HE20	HE21	HE22	HE23	HE24	avg all/peak
CONNECTICUT	26.81	23.63	22.71	22.62	20.71	20.77	20.89	23.47	36.63	35.78	42.38	43.41	42.81	38.74	40.41	42.09	42.43	40.74	35.88	40.34	40.80	38.74	34.45	29.98	34 / 39
NEMASSBOST	26.79	23.65	22.76	22.65	20.74	20.81	21.06	23.87	36.95	35.8	42.09	42.54	41.95	37.93	39.57	41.42	41.71	39.94	35.27	39.6	39.79	38.2	34.15	29.84	33 / 38
NEWHAMPSHIRE	26.41	23.38	22.5	22.42	20.54	20.58	20.83	23.66	36.55	35.37	41.65	41.99	41.35	37.47	39.11	40.9	41.23	39.47	34.84	39.08	39.32	37.68	33.71	29.49	33 / 38
MAINE	26.47	23.41	22.60	22.55	20.58	20.80	21.02	24.05	37.22	35.92	42.20	42.14	41.38	37.47	39.09	41.04	41.31	39.25	34.58	38.67	38.85	37.39	33.44	29.35	36 / 38
INTERNAL_HUB	26.79	23.67	22.78	22.69	20.79	20.84	21.05	23.81	36.97	35.91	42.31	42.89	42.3	38.24	39.9	41.73	42.05	40.26	35.51	39.84	40.09	38.42	34.34	29.93	33 / 38
Forecast	10.38	9.91	9.66	9.49	9.56	9.80	10.36	11.15	12.22	13.11	13.63	13.87	13.95	13.93	13.98	14.03	14.11	14.46	14.84	14.96	14.61	13.67	12.48	11.29	12 / 14
(RT) - (DA Load)	0.93	0.72	0.56	0.59	0.88	0.76	0.92	0.68	0.73	0.63	0.80	1.15	1.29	1.46	1.52	1.49	1.45	1.29	1.10	0.95	0.92	0.68	0.83	0.70	



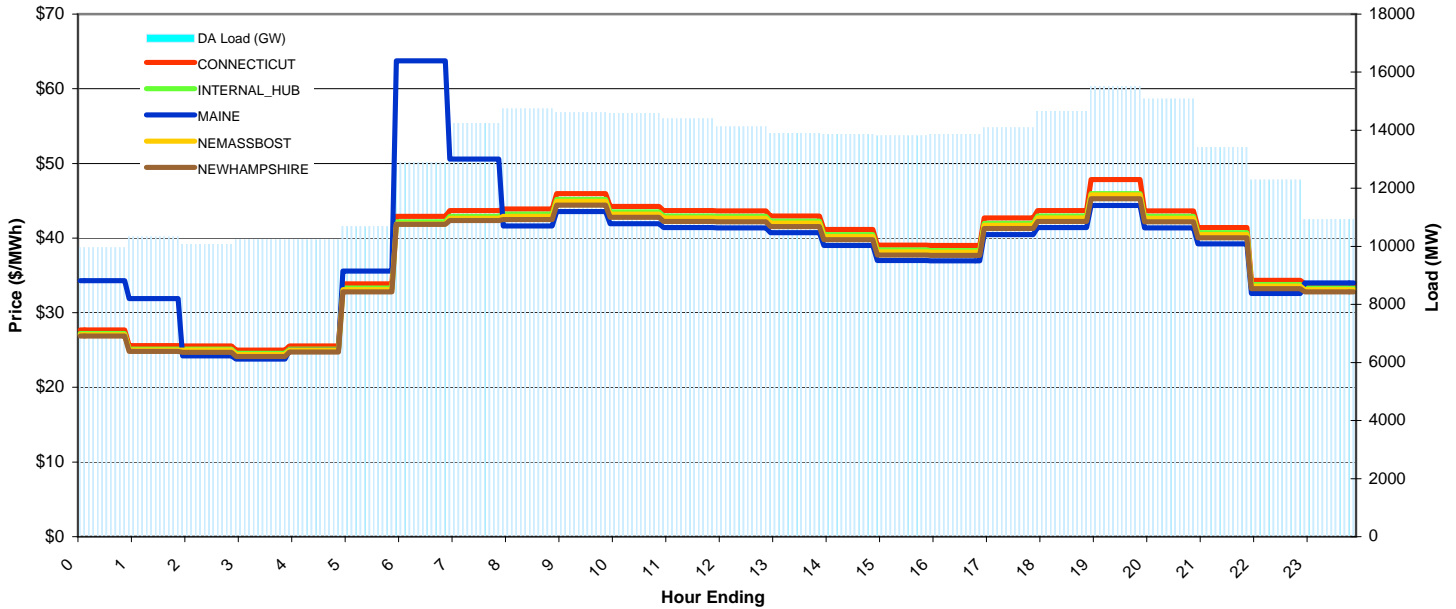
# ISO-NE Daily Report

Report for 03/30/2009

Price Color Codes: <=0 >=100 >=200

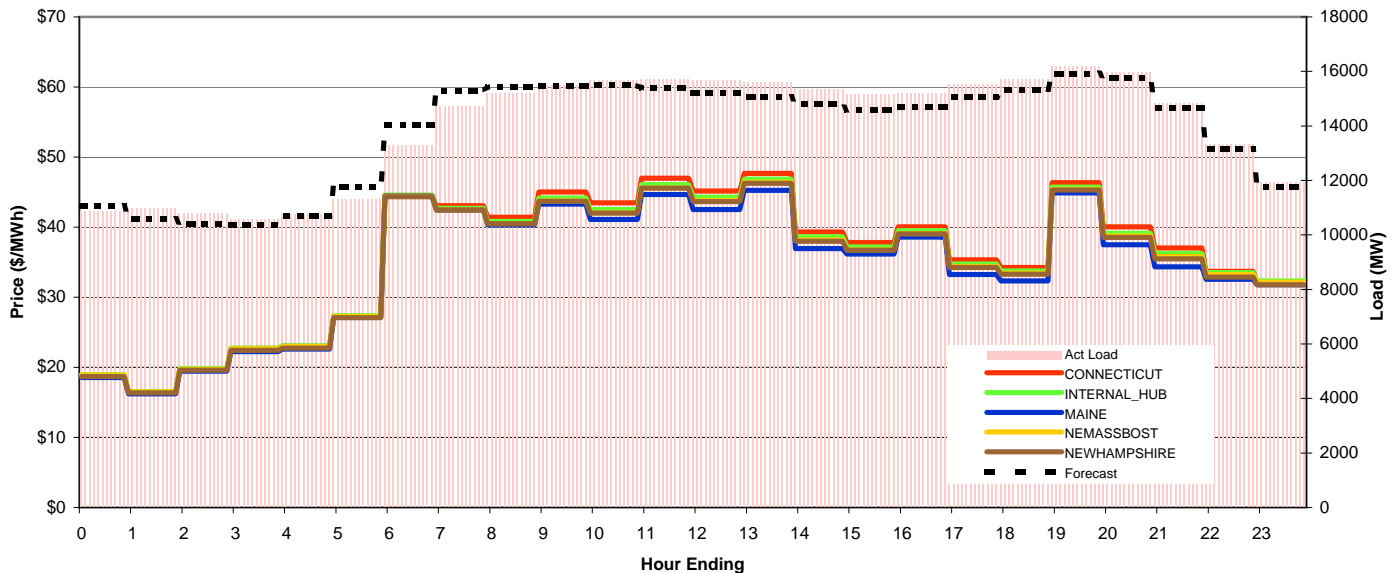
## Day-Ahead Prices and Cleared Load

	HE1	HE2	HE3	HE4	HE5	HE6	HE7	HE8	HE9	HE10	HE11	HE12	HE13	HE14	HE15	HE16	HE17	HE18	HE19	HE20	HE21	HE22	HE23	HE24	avg all/peak
CONNECTICUT	27.69	25.57	25.55	24.97	25.55	33.87	42.91	43.67	43.91	45.95	44.23	43.67	43.63	42.97	41.14	39.03	38.99	42.68	43.68	47.82	43.63	41.40	34.35	33.87	38 / 43
NEMASSBOST	27.04	24.98	24.98	24.41	24.98	33.1	41.89	42.66	42.93	44.91	43.23	42.69	42.65	42	40.22	38.16	38.11	41.71	42.69	45.8	42.65	40.47	33.57	33.1	37 / 42
NEWHAMPSHIRE	26.89	24.84	24.71	24.15	24.72	32.81	41.85	42.36	42.46	44.42	42.76	42.23	42.18	41.54	39.78	37.74	37.69	41.26	42.23	45.25	42.18	40.03	33.21	32.78	37 / 41
MAINE	34.30	31.91	24.22	23.80	25.00	35.60	63.76	50.57	41.63	43.55	41.92	41.40	41.36	40.73	39.00	37.00	36.95	40.45	41.40	44.35	41.36	39.24	32.56	34.00	39 / 41
INTERNAL_HUB	27.22	25.14	25.13	24.56	25.13	33.31	42.17	42.93	43.19	45.19	43.5	42.95	42.91	42.26	40.47	38.39	38.34	41.97	42.95	45.97	42.91	40.72	33.78	33.31	38 / 42
DA Load (GW)	10.0	10.3	10.1	10.2	10.2	10.7	12.9	14.2	14.7	14.6	14.6	14.4	14.1	13.9	13.9	13.8	13.9	14.1	14.7	15.5	15.1	13.4	12.3	10.9	



## Preliminary Real-Time Prices with Forecasted and Actual System Load

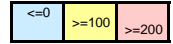
	HE1	HE2	HE3	HE4	HE5	HE6	HE7	HE8	HE9	HE10	HE11	HE12	HE13	HE14	HE15	HE16	HE17	HE18	HE19	HE20	HE21	HE22	HE23	HE24	avg all/peak
CONNECTICUT	18.88	16.43	19.71	22.70	23.01	27.25	44.52	43.07	41.41	45.02	43.47	46.97	45.17	47.69	39.33	37.79	40.06	35.36	34.23	46.33	40.04	37.04	33.69	32.19	36 / 41
NEMASSBOST	18.91	16.5	19.74	22.64	22.96	27.26	44.41	42.47	40.52	43.74	42.07	45.56	43.77	46.37	38.19	36.77	39.09	34.37	33.44	45.37	38.74	35.8	33.22	32.16	35 / 40
NEWHAMPSHIRE	18.67	16.34	19.57	22.41	22.72	27.08	44.33	42.46	40.48	43.7	42.02	45.55	43.67	46.26	38	36.69	39.02	34.24	33.27	45.28	38.53	35.47	32.87	31.78	35 / 40
MAINE	18.56	16.23	19.46	22.22	22.62	28.00	44.46	42.43	40.31	43.29	41.09	44.67	42.50	45.24	36.95	36.18	38.58	33.25	32.31	44.89	37.50	34.34	32.56	31.76	37 / 39
INTERNAL_HUB	18.95	16.55	19.81	22.74	23.05	27.36	44.58	42.7	40.84	44.15	42.51	46.06	44.29	46.87	38.63	37.17	39.5	34.76	33.75	45.7	39.15	36.25	33.5	32.31	35 / 40
Forecast	11.07	10.58	10.41	10.38	10.68	11.77	14.02	15.30	15.44	15.46	15.49	15.39	15.20	15.05	14.80	14.60	14.69	15.05	15.32	15.92	15.76	14.66	13.15	11.74	14 / 15
(RT) - (DA Load)	0.90	0.65	0.72	0.34	0.54	0.64	0.40	0.48	0.47	0.87	1.10	1.33	1.55	1.70	1.51	1.36	1.35	1.43	1.07	0.69	0.89	1.44	1.05	1.02	



# ISO-NE Daily Report

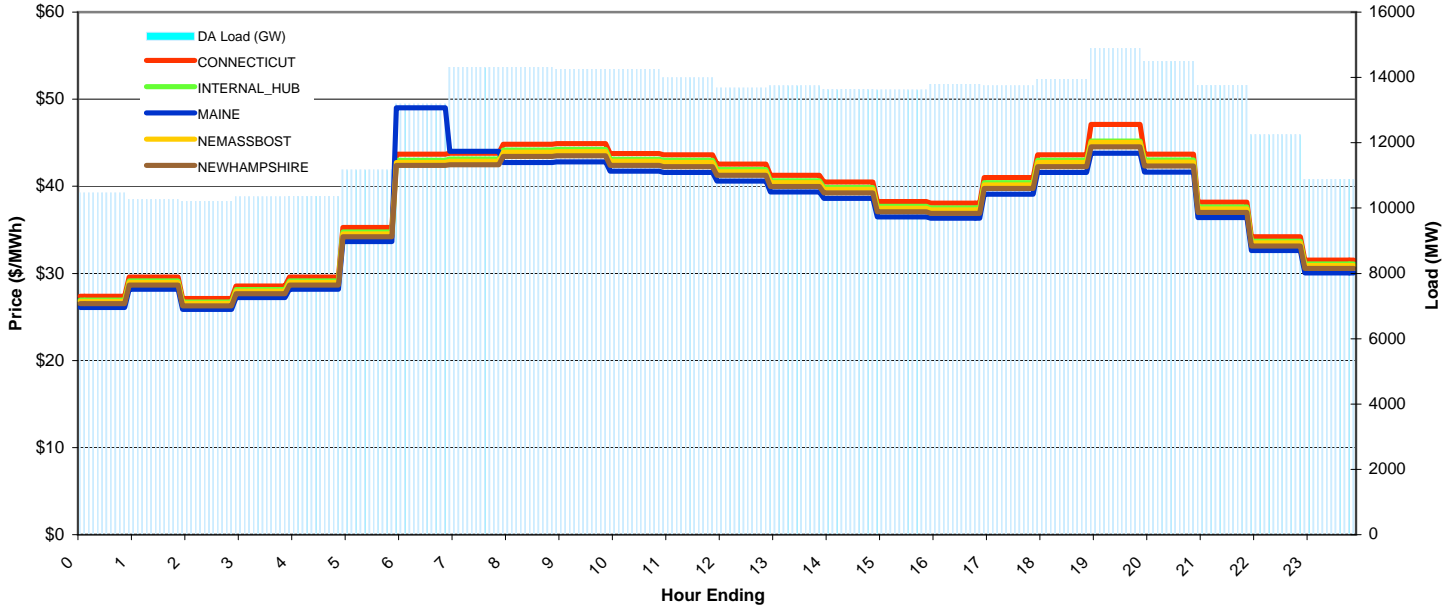
Report for 03/31/2009

Price Color Codes:



## Day-Ahead Prices and Cleared Load

	HE1	HE2	HE3	HE4	HE5	HE6	HE7	HE8	HE9	HE10	HE11	HE12	HE13	HE14	HE15	HE16	HE17	HE18	HE19	HE20	HE21	HE22	HE23	HE24	avg all/peak
CONNECTICUT	27.36	29.56	27.11	28.55	29.56	35.27	43.68	43.80	44.81	44.90	43.75	43.61	42.56	41.25	40.48	38.26	38.08	41.00	43.61	47.09	43.67	38.19	34.21	31.53	38 / 42
NEMASSBOST	26.79	28.95	26.55	27.97	28.95	34.55	42.73	42.89	43.89	43.98	42.86	42.72	41.68	40.4	39.65	37.47	37.3	40.16	42.72	45.05	42.77	37.4	33.5	30.56	38 / 41
NEWHAMPSHIRE	26.51	28.65	26.28	27.68	28.65	34.19	42.41	42.48	43.43	43.52	42.41	42.27	41.25	39.98	39.23	37.08	36.9	39.74	42.27	44.52	42.32	37.01	33.15	30.56	37 / 40
MAINE	26.09	28.19	25.86	27.23	28.19	33.64	49.00	44.00	42.73	42.82	41.73	41.59	40.59	39.34	38.60	36.49	36.32	39.10	41.60	43.80	41.64	36.42	32.62	30.07	37 / 40
INTERNAL_HUB	26.95	29.12	26.71	28.14	29.12	34.76	42.99	43.15	44.15	44.24	43.11	42.97	41.93	40.65	39.88	37.7	37.52	40.4	42.97	45.2	43.02	37.63	33.71	31.07	38 / 41
DA Load (GW)	10.5	10.3	10.2	10.3	10.4	11.2	13.2	14.3	14.3	14.3	14.2	14.0	13.7	13.7	13.6	13.6	13.8	13.7	13.9	14.9	14.5	13.8	12.2	10.9	



## Preliminary Real-Time Prices with Forecasted and Actual System Load

	HE1	HE2	HE3	HE4	HE5	HE6	HE7	HE8	HE9	HE10	HE11	HE12	HE13	HE14	HE15	HE16	HE17	HE18	HE19	HE20	HE21	HE22	HE23	HE24	avg all/peak
CONNECTICUT	28.23	28.06	29.17	31.50	34.93	35.49	51.26	38.45	42.59	45.47	46.85	44.85	49.20	46.49	34.33	0.00	0.00	0.00	0.00	0.00	0.00	0.00	0.00	0.00	24 / 22
NEMASSBOST	28.39	28.1	29.13	31.39	34.79	35.57	50.83	37.65	41.27	43.66	44.93	43.43	47.98	45.35	33.55	0	0	0	0	0	0	0	0	0	24 / 21
NEWHAMPSHIRE	27.99	27.7	28.76	31.01	34.3	35.15	50.55	37.57	41.16	43.44	44.67	43.28	47.74	45.11	33.26	0	0	0	0	0	0	0	0	0	24 / 21
MAINE	28.08	27.60	28.71	30.95	34.29	38.00	50.72	37.42	40.49	42.17	43.26	42.97	47.61	44.96	33.08	0.00	0.00	0.00	0.00	0.00	0.00	0.00	0.00	0.00	26 / 21
INTERNAL_HUB	28.45	28.21	29.27	31.56	34.99	35.68	51.1	37.96	41.73	44.25	45.56	43.92	48.45	45.8	33.85	0	0	0	0	0	0	0	0	0	24 / 21
Forecast	11.07	10.58	10.41	10.38	10.68	11.77	14.02	15.30	15.44	15.46	15.27	15.10	14.93	14.81	14.56	14.37	14.43	14.70	14.92	15.70	15.57	14.58	13.08	11.66	14 / 15
(RT) - (DA Load)	1.03	0.86	0.72	0.54	0.89	0.65	0.62	0.64	0.88	0.96	0.97	1.10	1.24	1.03	0.90	-13.62	-13.79	-13.74	-13.94	-14.88	-14.50	-13.76	-12.24	-10.89	

