

Information Technology:
**American National Standard for Information
Systems—
Data Format for the Interchange of Fingerprint
Facial, & Other Biometric Information – Part 2:
XML Version**



NIST Special Publication 500-275

ANSI/NIST-ITL 2-2008
XML Version of
ANSI/NIST-ITL 1-2007

Information Technology:
American National Standard for
Information Systems—
Data Format for the Interchange of Fingerprint,
Facial, & Other Biometric Information – Part 2:
XML Version

Elaine Newton, Gerry Coleman, and Patrice Yuh, Editors

Sponsored by
Information Access Division
Information Technology Laboratory
National Institute of Standards and Technology
Gaithersburg, MD 20899-8940

August 2008

Approved August 12, 2008
American National Standards Institute, Inc.



U.S. Department of Commerce
Carlos M. Gutierrez, Secretary

National Institute of Standards and Technology
James M. Turner, Deputy Director

Reports on Information Technology

The Information Technology Laboratory (ITL) at the National Institute of Standards and Technology (NIST) stimulates U.S. economic growth and industrial competitiveness through technical leadership and collaborative research in critical infrastructure technology, including tests, test methods, reference data, and forward-looking standards, to advance the development and productive use of information technology. To overcome barriers to usability, scalability, interoperability, and security in information systems and networks, ITL programs focus on a broad range of networking, security, and advanced information technologies, as well as the mathematical, statistical, and computational sciences. This Special Publication 500-series reports on ITL's research in tests and test methods for information technology, and its collaborative activities with industry, government, and academic organizations.

This document is a contribution of the National Institute of Standards and Technology and is not subject to copyright. Any organization interested in reproducing ANSI/NIST-ITL 2-2008 Data Format for the Interchange of Fingerprint, Facial, & Other Biometric Information – Part 2: XML Version is free to do so. However there shall be no alteration to any of the material contained in the document. NIST retains the sole right to submit this standard to any other forum for any purpose.

Certain commercial entities, equipment, or materials may be identified in this document to assign field numbers to registered vendors or to describe a procedure or concept adequately. Such identification is not intended to imply recommendation or endorsement by the National Institute of Standards and Technology, nor is it intended to imply that the entities, materials, or equipment are necessarily the best available for the purpose.

National Institute of Standards and Technology
Special Publication 500-275
Natl. Inst. Stand. Technol.
Spec. Publ. 500-275
408 pages (August 2008)
CODEN: NSPUE2

Contents

Acknowledgements	vii
Foreword.....	viii
201 Introduction.....	1
202 Scope, purpose, and conformance	1
202.1 Scope	1
202.2 Purpose	2
202.3 Conformance.....	2
203 Normative References.....	3
204 Definitions.....	4
205 Transmitted data conventions	6
205.1 Fingerprint Ridge Representation	6
205.2 Byte and bit ordering	6
205.3 Grayscale data	7
205.4 Binary data	7
205.5 Color data.....	7
205.6 Compression algorithms	8
205.7 Color spaces	10
205.8 Scan sequence.....	11
205.9 Guidance on Missing Data for Mandatory Elements.....	12
206 Image resolution requirements.....	13
206.1 Scanner resolution requirement.....	13
206.2 Transmitting resolution requirement.....	13
207 Information exchange package description.....	14
207.1 Information exchange package format.....	15
207.2 Information exchange package contents	16

207.3	Implementation domains	16
207.4	Image reference identification	17
208	Record description	18
208.1	Logical record types	18
208.2	Record format.....	24
209	Type-1 transaction information record	25
209.1	XML elements for the Type-1 transaction information record.....	25
209.2	End of transaction information record Type-1.....	33
210	Type-2 user-defined descriptive text record.....	33
210.1	XML elements for Type-2 logical records	33
210.2	End of Type-2 user-defined descriptive text record	36
210.3	Additional user-defined descriptive text records	36
211	Type-3 through Type-6 fingerprint image records.....	36
211.1	General.....	36
211.2	Types 3-6 logical record XML elements.....	37
211.3	End of fixed-resolution fingerprint image record	42
211.4	Additional fixed-resolution image records	42
212	Type-7 user-defined image record	43
212.1	XML elements for Type-7 logical records	43
212.2	End of Type-7 user-defined image record	45
212.3	Additional user-defined descriptive text records	45
213	Type-8 signature image record	45
213.1	XML elements for the Type-8 logical record	45
213.2	End of Type-8 signature image record.....	49
213.3	Additional variable-resolution latent image records	50
214	Type-9 minutiae data record	50
214.1	Minutiae and other information descriptors (Standard Format)	50

214.2 XML elements for Type-9 logical record 52

214.3 End of Type-9 logical record 61

214.4 Additional minutiae records..... 61

215 Type-10 facial & SMT image record..... 61

215.1 XML elements for the Type-10 logical record 62

215.2 End of Type-10 logical record 90

215.3 Additional facial & SMT image records 90

216 Type-11 record reserved for future use..... 91

217 Type-12 record reserved for future use..... 91

218 Type-13 variable-resolution latent image record..... 91

218.1 XML elements for the Type-13 logical record 91

218.2 End of Type-13 variable-resolution latent image record 103

218.3 Additional variable-resolution latent image records 103

219 Type-14 variable-resolution fingerprint image record 103

219.1 XML elements for the Type-14 logical record 103

219.2 End of Type-14 variable-resolution fingerprint image record 118

219.3 Additional variable-resolution fingerprint image records 118

220 Type-15 variable-resolution palmprint image record..... 118

220.1 XML elements for the Type-15 logical record 119

220.2 End of Type-15 variable-resolution palmprint image record 127

220.3 Additional variable-resolution palmprint image records 127

221 Type-16 user-defined testing image record 127

221.1 XML elements for the Type-16 logical record 128

221.2 End of Type-16 user-defined testing image record..... 136

221.3 Additional Type-16 user-defined testing image records..... 136

222 Type-17 Iris image record 136

222.1 General..... 136

222.2	XML elements for the Type-17 logical record	136
222.3	End of Type-17 Iris Data Record.....	148
222.4	Additional Type-17 Iris Data Records	148
223	Type-99 CBEFF record	148
223.1	XML elements for the Type-99 logical record	149
223.2	End of Type-99 CBEFF Data Record.....	155
223.3	Additional Type-99 CBEFF Data Records	155
224	Another individual.....	155
Annex A	7-bit American Standard Code for Information Interchange (ASCII).....	156
Annex B	Package Schema.....	157
Annex C	Base-64 encoding scheme	170
Annex D	JPEG file interchange format.....	172
Annex E	NCIC Codes for Scars, marks, tattoos, and other characteristics	180
Annex F	Instance Document	192
Annex G	INCITS / M1 378 Minutiae Format.....	237
Annex H	Best Practice Application Level 30	248
Annex I	Best Practice Image Capture Requirements for SAP Levels 40, 50, and 51.....	251
Annex J	Face-Pose Values	258
Annex K	Bibliography	261
Annex L	Constraint Schema.....	262

Figures

Figure 1	Byte and bit ordering	7
Figure 2	Order of scanned image.....	12
Figure 3	Minutiae coordinate system	52
Figure 4	Examples of resolution for levels 30, 40, & 50/51	74

Figure 5 Feature point codes defined in ISO/IEC 14496-2	82
Figure 6 Eye and nostril center feature points.....	83
Figure 7 Entire joint image.....	100

Tables

Table 201 Grayscale & color image compression codes	8
Table 202 Binary compression codes	9
Table 203 Color spaces.....	10
Table 204 Logical record types	15
Table 205 Number of logical records per transaction.....	17
Table 206 Resolution of Transmitted fingerprint image records	19
Table 207 Type-1 transaction information record.....	26
Table 208 Directory of character sets	33
Table 209 Type-2 user-defined descriptive text record	34
Table 210 Type 3-6 record layout.....	38
Table 211 Finger & palm impression types	41
Table 212 Finger position code & maximum image dimensions.....	42
Table 213 Type-7 user-defined image record	43
Table 214 Type-8 record layout.....	46
Table 215 Minutiae types	51
Table 216a Type-9 minutiae record (all implementations)	53
Table 217 Pattern classification.....	60
Table 218 Type-10 facial and SMT record layout	62
Table 219 Device monitoring modes	67
Table 220 Subject acquisition profiles.....	72
Table 221 Photo descriptors.....	76

Table 222 Subject facial description codes	77
Table 223 Eye color codes	78
Table 224 Subject feature points	79
Table 225 Eye and nostril center feature point codes	80
Table 226 Hair color codes	81
Table 227 Subject pose	84
Table 228 Acquisition source type codes	85
Table 229 Color codes	86
Table 230 Tattoo classes	87
Table 231 Tattoo subclasses	88
Table 232 Type-13 Variable-resolution latent record	92
Table 233 EJI and tip codes	99
Table 234 Type-14 Variable-resolution fingerprint record	104
Table 235 Palm codes and dimensions	119
Table 236 Type-15 Variable-resolution palmprint record	120
Table 237 Type-16 Variable-resolution user-defined testing image record layout	129
Table 238 Type-17 Iris image record layout	137
Table 239 Type-99 CBEFF biometric data record layout	150
Table 240 CBEFF Biometric type	155

Acknowledgements

NIST would like to acknowledge the significant contributions of Gerry Coleman from the Wisconsin Department of Justice for his invaluable leadership and technical contributions in the development of this standard. Mr. Coleman initiated and led the ANSI/NIST XML Work Group to develop this inaugural XML version of the ANSI/NIST standard. He spent over three years on this project to create and refine the XML tags and schema.

NIST would also like to acknowledge the significant contributions of Patrice Yuh at the FBI. The conformance of this standard with the National Information Exchange Model (NIEM) would not have been possible without the invaluable work of Mr. Yuh, who served as an ANSI/NIST representative at NIEM meetings and coordinated the work of the XML work group with the NIEM.

Special thanks to those who have participated in the work group and workshops and provided valuable suggestions in shaping this standard. NIST also acknowledges the comments received from government and industry organizations during both the preliminary draft and ballot review periods. Thanks to Elizabeth Lennon at NIST for reviewing this publication.

Foreword (This foreword is not part of American National Standard ANSI/NIST-ITL 2-2008.)

Various levels of law enforcement and related criminal justice agencies as well as identity management organizations procure equipment and systems intended to facilitate the determination of the personal identity of a subject from fingerprint, palm, facial (mugshot), or other biometric information (including iris data). To effectively exchange identification data across jurisdictional lines or between dissimilar systems made by different manufacturers, a standard is needed to specify a common format for the data exchange. To this end, this standard has been developed. However, this standard does not address policies, permissions, or jurisdictional issues regarding the exchange of data.

Fingerprint and palmprint images are acquired from flatbed scanners, Automated Fingerprint Identification Systems (AFIS), live-scan fingerprint and palmprint readers, and/or image storage and retrieval systems. An AFIS scans and stores the digital representations of fingerprint and palmprint images that are captured from inked cards, chemical cards, or live-scan readers that acquire the fingerprint and palmprint image data directly from the subject's fingers and hands. The scanned images are then processed to extract specific types of features from the images.

Sources used for the electronic capture of a subject's facial image (mugshot) and scars, marks, and tattoos (SMTs) present include digital still and video cameras and other types of video recorders that capture images and produce digital image files directly from the subject's head and body. Scanners are used to digitize images from photographs, pictures, or sketches. The digital representations of these images consist of grayscale or color pixels depending on the application and equipment.

These digital images may be stored in a compressed or uncompressed form in an image storage and retrieval system together with textual descriptive data and other information for each image. When required, specific images stored on a file can be retrieved from storage and be incorporated as part of an electronic mugshot book, or an electronic line-up. Images selected may be the result of textual filters based on physical descriptive or information fields associated with each image. Stored SMT images can also be retrieved as part of an identification process.

Features from the scanned fingerprint, palmprint, facial, or other biometric images can be compared against a masterfile containing features extracted from previously scanned images. The result of these comparisons is a list of potential candidate identifications. A human examiner, using images retrieved from the system or fingerprint cards, then can identify a subject.

The Information Technology Laboratory (ITL) of the National Institute of Standards and Technology (NIST) sponsored the development of this American National Standards Institute (ANSI) approved American National Standard using the NIST Canvass Method to demonstrate evidence of consensus. This updated standard is an XML version of ANSI/NIST-ITL 1-2007 that address the interchange of fingerprint, facial, and SMT data.

The document that follows is the Extensible Markup Language (XML) version, or a second part to the ANSI/NIST-ITL standard. Part 1, the conventional version, was approved April 20, 2007.

Part 2 includes twelve annexes. Annex A is normative and contains the 7-bit American Standard Code for Information Interchange (ASCII). Annex B is normative and contains the ITL package schema. Annex C is normative and describes the base-64 encoding scheme. Annex D, a description of the Joint Photographic Experts Group (JPEG) File Interchange Format (JFIF), is normative and considered part of the standard. Annex E is normative and contains the current version's (December 2000) codes from the National Crime Information Center (NCIC) Code

Manual for describing the body locations of Scars, Marks, and Tattoos. Annex F is an example XML instance document file containing all logical record types, and illustrating the use of every data element. The biometric exchange records contained in Annex F are formatted in accordance with this standard and are informative and not considered as part of the standard. Annex G is informative and contains the XML version of the INCITS/M1 378 minutiae format specifications. Informative Annexes H and I contain best practices for mugshots for application levels 30 through 51, respectively. Annex J is informative and contains various examples of face-pose value combinations. Annex K is a bibliography of informative references. Annex L contains the constraint schema and is informative.

Over the past several years, many data interchange and processing applications have converted to or are in the process of migrating toward an XML format approach for processing data. In order to provide the ability to directly interface with such applications, this XML alternative representation of the textual, image, and other biometric information has been developed. This Part 2 of the standard contains the XML alternative for the conventional ANSI/NIST format. A goal of Part 2 is to describe a “one-to-one” correspondence of XML elements to the numerically tagged conventional elements described in Part 1. The Part 1 subelements (separated by the *US* and *RS* characters in the conventional representation) have been given XML counterparts in Part 2. Another goal is to define an XML representation that conforms to the National Information Exchange Model (NIEM).

This standard and supplementary files are available at the website
<<http://biometrics.nist.gov/standard/2-2008>>.

Suggestions for the improvement of this standard are welcome. They should be sent to the attention of the ANSI/NIST Project Leader, NIST ITL Biometric Standards, Information Access Division, Image Processing Group, NIST, 100 Bureau Dr, Mail Stop 8940, Gaithersburg, MD 20899-8940, <ansi-nist-xml@nist.gov>.

The following organizations, recognized as having an interest in the standardization of the data format for the interchange of fingerprint, facial, SMT, and other biometric information, were contacted prior to the approval of this standard. Inclusion in this list does not necessarily imply that the organization concurred with the submittal of the proposed standard to ANSI.

<u>Member Organization</u>	<u>Canvassee</u>
ATS	John Loverude
Authenti-Corp	Valorie Valencia
Aware, Inc.	Robert Mungovan Scott Hills (Alt.)
BAE Systems Information Technology	Brian Finegold
Biometric Information Mgmt	Michael Powers
Bundeskriminalamt	Gerd Hardt Christopher Schiel (Alt.)
BWXT Y-12	Mark Patterson
California Department of Justice	Anthony Doonan Rochelle Dann (Alt.) Rick McFarland (Alt.)
Cherry Biometrics	Michael Cherry

City of Henderson, Nevada	Kent Timothy
Cogent Systems, Inc.	Anne Wang Howard Dong (Alt.) Mark Goulding (Alt.) Geppy Parziale (Alt.)
Cross Match Technologies	Erik Schuster Greg Cannon (Alt.) Ralph Lessmann (Alt.)
Daon	Matt Swayze Catherine Tilton (Alt.)
Dataworks Plus	Rick Johnson Todd Pastorini (Alt.)
Delaware State Police	Russell McNatt
DHS/TSA -Federal Air Marshal Service	Matthew O'Neill
DHS/US-VISIT	Brad Wing Marianne Kilgannon-Martz (Alt.)
FBI/CJIS	Tom Hopper Patrice Yuh (Alt.) B. Scott Swann (Alt.) Fred Jaco (Alt.)
Florida Department of Law Enforcement	Charles Schaeffer
Foray Technologies	David Witzke
Global XSTF	Paul Embley
Hall Biometric Associates	David Hall
Hennepin County Sheriff's Office	Leila Tite
Higgins-Hermansen-Banikas, LLC	Peter Higgins Kathleen Higgins (Alt.)
Homeland Security Institute	Robert Zimmerman
IAI AFIS Committee, Chair	Peter Komarinski
ID Technology Partners, Inc.	Mark Jerde M. Paul Collier (Alt.) Tom Greiner (Alt.) R. Michael McCabe (Alt.)
International Biometric Group (IBG)	Brian Wong
Kern County Sheriff	Daniel Harmuth
King County Sheriff's Office	Carol Gillespie
Kosovo Police	Besim Hasanaj
KS Information Technology	Kristianne Scheier
L-1 Identity Solutions	Scott Piette Brian Martin (Alt.) Henri Schueler (Alt.) D.P. Weston (Alt.)

Lockheed Martin	David Hagan Scott Rogers (Alt.)
Los Angeles Co. Sheriff's Dept.	T.J. Smith Stephen Bevan (Alt.)
Mentalix, Inc.	Dale Remmers
MN Bureau of Criminal Apprehension	Jerry Olson
Motorola	Mitchell Higashi
MTG Management Consultants	Terrance Gough
National Policing Improvement Agency	Geoff Whitaker John Flahive (Alt.)
Nebraska State Patrol	Bruce Luhr
NEC Corporation of America	Stephen Dunbar
Netherlands National Police Agency	Bastiaan Zetstra
NIST	Michael Garris Patrick Grother (Alt.) Stan Janet (Alt.)
NLETS	Catherine Plummer
Noblis	John Mayer-Splain
Nortel PEC Solutions, Inc	Benjamin McDowell
NYS Div. of Criminal Justice Services	Joyce Bellinghausen Marie Sciocchetti (Alt.) Mary Ann Pelletier (Alt.) Joe Morrissey (Alt.)
Philadelphia Police Department	Gabriel Keown
Raytheon	Teddy Ko Charles Li (Alt.)
Recorders & Medicare Systems Pvt. Ltd.	Vikas Goel
Royal Canadian Mounted Police	Mark Labonte
Saber	Bonny Scheier
Sagem Morpho, Inc.	Glen McNeil Jean-Christophe Fondeur (Alt.)
Santa Clara County Sherrif's Office	Richard Reneau
Science Applications International Corporation	Doug Houck
Shelby County Sheriff's Office	Stanley Sellers
Terrorist Screening Center	John N. Latta Joseph Krozak (Alt.) Christopher Holmes (Alt.) CJ Lee (Alt.) Stan Larmee (Alt.)
Texas Department of Public Safety	Mike Lesko

Toronto Police Service	Newton Phoon
United States Army Biometrics Task Force	Dale Hapeman Samuel DeWolfe (Alt.)
US Secret Service	Keri Moorefield
vIDentity Systems, Inc.	Alan Viars
WI Dept. of Justice	Gerry Coleman

201 Introduction

The first version of this standard, ANSI/NBS-ICST 1-1986, was published by NIST (formerly the National Bureau of Standards) in 1986. It was a minutiae-based standard that required a minimum amount of memory for the exchange and storage of fingerprint information.

In 1993 an updated version of the "Data Format for the Interchange of Fingerprint Information" standard (ANSI/NIST-CSL 1-1993) was approved by ANSI. While retaining the provision for minutiae data, the standard focused on formats for the exchange of fingerprint images rather than processed minutiae data.

In 1997 an addendum was approved to provide for the interchange of facial ("mugshot") image data and captured image data from scars, marks, and tattoos. The addendum carried the ANSI designation of ANSI/NIST-ITL 1a-1997.

A workshop convened in 1998 to review the standard and its addendum. This resulted in a new revision that merged the two documents, emphasized the tagged-field record, and introduced new record types for the exchange of recorded fingerprint, latent, and palm print images. The revision was titled "Data Format for the Interchange of Fingerprint, Facial, & Scar Mark & Tattoo (SMT) Information" and carried the ANSI designation of ANSI/NIST-ITL 1-2000.

As a result of workshops convened in 2005, the standard was updated and expanded into two parts. Part 1 (ANSI/NIST-ITL 1-2007) is the conventional tagged-field format version and was passed in April 2007. Major enhancements in the Part 1 revision include quality and segmentation support for "flats," a new block of minutiae fields to harmonize with the INCITS M1 minutiae standard, a new record type for the exchange of iris information, and a new record type to contain biometric information not described in the standard but conformant to other registered biometric data format standards.

This document contains the Extensible Markup Language (XML) version, or Part 2. Over the past several years, many data interchange and processing applications have converted to or are in the process of migrating toward an XML format approach for processing data. In order to provide the ability to directly interface with such applications, this XML alternative representation of the textual, image, and other biometric information has been developed. A goal of Part 2 of this standard is to describe a "one-to-one" correspondence of XML elements to the numerically tagged conventional fields described in Part 1. Another goal is to define an XML representation that conforms to the National Information Exchange Model (NIEM), which enables interoperability for information sharing among multiple government agencies.

202 Scope, purpose, and conformance

202.1 Scope

This standard defines the content, format, and units of measurement for the exchange of fingerprint, palmprint, facial/mugshot, scar mark & tattoo (SMT), iris, and other biometric sample information that may be used in the identification or verification process of a subject. The information consists of a variety of mandatory and optional items, including scanning parameters, related descriptive and record data, digitized fingerprint information, and compressed or uncompressed images. This information is primarily intended for interchange among criminal justice administrations or organizations that rely on automated fingerprint and palmprint

identification systems, or use facial/mugshot, SMT, iris, or other biometric data for identification purposes.

This standard does not define the characteristics of the software that shall be required to format the textual information or to compress and reconstruct the associated digital fingerprint image information. Typical applications for this software might include, but are not limited to, computer systems associated with a live-scan fingerprinting system, a workstation that is connected to or is part of an Automated Fingerprint Identification System (AFIS), or an image storage and retrieval system containing fingerprints, facial/mugshot, SMT, or other biometric images.

202.2 Purpose

Information compiled and formatted in accordance with this standard can be recorded on machine-readable media or may be transmitted by data communication facilities. This information may have been gathered directly from a fingerprint scanner or camera in lieu of a fingerprint card, a latent fingerprint, facial/mugshot, or other types of photographs. Law enforcement, criminal justice agencies, and other organizations that process biometric data will use the standard to exchange fingerprint, palmprint, facial, iris, or other photographic images and related biometric identification data.

202.3 Conformance

Systems claiming conformance with this standard shall implement the transmitting and/or receiving of record types as defined by this standard. Systems claiming conformance are not required to implement every record type specified herein. At a minimum, they must be capable of transmitting and receiving Type-1 records. However, in order for a transaction to be meaningful, there must be at least one additional type of record included. The implementer must document the record types supported in terms of transmitting and/or receiving. Those record types not implemented shall be ignored by the conforming system receiving a transaction.

Implementers are expected to extend this standard by supplying substitution elements for the abstract elements `<itl:UserDefinedFields>`, `<itl:RecordImage>`, `<itl:RecordMinutiae>`, `<itl:DomainDefinedDescriptiveText>`, and/or `<itl:OtherDescriptiveText>`. The substitution elements must be created in a separate user-declared namespace. The content of the substitution elements must be well-formed XML and should follow NIEM rules for extending the National Information Exchange Model. Implementers may modify the `xmlns:` and `import` attributes to reference user-defined namespaces and extension schema. The `minOccurs` and `maxOccurs` attributes in the ITL constraint schema version of `ansi-nist.xsd` may be modified to facilitate use of NIEM ansi-nist elements in user-defined blocks.

Implementers may not introduce new elements except within the substitution elements described above, nor may they change the order or structure of elements defined by the standard.

The root element, `<itl:NISTBiometricInformationExchangePackage>`, may be included as a payload in a larger package.

All required elements must be present in a conforming instance document even if the standard's schema do not strictly enforce the requirement.

203 Normative References

The following standards contain provisions that, through reference in this text, constitute provisions of this American National Standard. At the time of publication, the editions indicated were valid. All standards are subject to revision, and parties that utilize this American National Standard are encouraged to investigate the possibility of applying the most recent editions of the standards indicated below.

ANSI X3.4-1986 (R1992), Information Systems --- Coded Character Sets ---7-Bit American National Standard Code for Information Interchange (7-Bit ASCII).¹

ANSI X3.172-1990, Information Systems --- Dictionary for Information Systems.

ANSI/EIA - 538-1988 Facsimile Coding Schemes and Coding Control Functions for Group 4 Facsimile Equipment.

ANSI/IAI 2-1988, Forensic Identification --- Automated Fingerprint Identification Systems --- Glossary of Terms and Acronyms.²

ANSI INCITS 378-2004, Finger Minutiae Format for Data Interchange.³

ANSI INCITS 398-2005, the Common Biometric Exchange Formats Framework (CBEFF).

ANSI/NIST-ITL 1-2007, American National Standard for Information Systems – Data Format for the Interchange of Fingerprint, Facial, and Other Biometric Information – Part 1.⁴

IAFIS-DOC-01078-7.1 Electronic Fingerprint Transmission Specification, Version 7.1, May 2, 2005.⁵

IAFIS-IC-0110 (V3) WSQ Gray-scale Fingerprint Image Compression Specification, December 19, 1997.

ISO 646-1983 7-Bit Coded Character Set for Information Interchange.⁶

ISO 8601-1988, Data Elements and Interchange Formats - Information Interchange Representation of Dates and Times.

¹ ANSI X3 Documents available from the American National Standards Institute, 11 West 42nd Street, New York, NY 10036.

² Available from the International Association for Identification.

³ All INCITS documents available from <http://www.incits.org>

⁴ <http://fingerprint.nist.gov/standard/index.html>

⁵ All CJIS, IAFIS, and NCIC documents available from Criminal Justice Information Services Division, Federal Bureau of Investigation 935 Pennsylvania Avenue, NW, Washington, DC 20535.

⁶ All ISO documents available from the American National Standards Institute, 11 West 42nd Street, New York, NY 10036.

ISO/IEC International Standard 10918-1, Information Technology - Digital Compression and Coding of Continuous-Tone Still Images Part 1: Requirements and Guidelines. This is commonly referred to as the JPEG (Joint Photographic Experts Group) algorithm.

ISO/IEC 14496-2, MPEG4 Feature Points, Annex C.

ISO/IEC International Standard 15444-1, JPEG 2000, Information Technology - Digital Compression and Coding of Continuous-Tone Still Images Part 1: Requirements and Guidelines.

MTR 04B0000022 (Mitre Technical Report), Margaret Lepley, *Profile for 1000ppi Fingerprint Compression*, Version 1.1, April 2004.⁷ Available at:
http://www.mitre.org/work/tech_papers/tech_papers_04/lepley_fingerprint/lepley_fingerprint.pdf .

National Crime Information Center (NCIC) Code Manual, Ninth Edition, December 2000.

W3C XML and XML Schema, World Wide Web Consortium, Extensible Markup Language, <http://www.w3.org/XML/>. *Extensible Markup Language (XML) 1.0 (Third Edition)* **W3C Recommendation** 4th February 2004, François Yergeau, Tim Bray, Jean Paoli, C. M. Sperberg-McQueen, Eve Maler.

National Information Exchange Model, NIEM Version 2.0, July 2007, <http://www.niem.gov> .

NIST Fingerprint Image Quality (NFIQ), NISTIR 7151 ed., National Institute of Standards and Technology, 2004.⁸ Available at:

http://fingerprint.nist.gov/NFIS/ir_7151.pdf .

204 Definitions

The following definitions and those given in the American National Standard Automated Fingerprint Identification Systems --- Glossary of Terms and Acronyms, ANSI/IAI 2-1988, apply to this standard.

204.1 AAMVA

Abbreviation for the American Association of Motor Vehicle Administrators

204.2 ANSI

Abbreviation for the American National Standards Institute, Inc.

204.3 aspect ratio

The width-to-height ratio of the captured image.

204.4 complete friction ridge exemplars

See major case prints.

⁷ http://www.mitre.org/work/tech_papers/tech_papers_04/lepley_fingerprint/lepley_fingerprint.pdf

⁸ Also see: E. Tabassi, "A novel approach to fingerprint image quality" in IEEE International Conference on Image Processing ICIP-05, Genoa, Italy, September 2005.

204.5 effective scanning resolution

The number of pixels per unit distance that remain after a captured image has been subsampled, scaled, or interpolated down to produce an image having a lower value of scanning resolution (fewer pixels per mm) than was used originally to capture the image.

204.6 Entire Joint Image

An exemplar image containing one rolled and three plain full finger views (full-length finger images) for a single finger.

204.7 FAP

Abbreviation for Facial Animation Parameters

204.8 IBIA

Abbreviation for International Biometric Industry Association

204.9 ICC

Abbreviation for International Color Consortium.

204.10 logical record

A record independent of its physical environment; portions of one logical record may be located in different physical records, or several logical records or parts of logical records may be located in one physical record.

204.11 major case prints

A set of exemplar images of all finger and palm friction skin for an individual. Major case prints include full palm print images, as well as rolled fingerprints, plain fingerprints, entire joint images, and rolled tips for all fingers. They are also known as complete friction ridge exemplars. (Note that the term Major Case Prints may be deprecated for some uses because in legal contexts it can be incorrectly read as making an implication regarding the severity of the case.)

204.12 minutia

The point where a friction ridge begins, terminates, or splits into two or more ridges. Minutiae are friction ridge characteristics that are used to individualize a fingerprint image.

204.13 mugshot

Term used interchangeably with facial image. The term facial image usually implies a higher quality image than a mugshot.

204.14 native scanning resolution

The nominal scanning resolution used by a specific AFIS, live-scan reader, or other image capture device and supported by the originator of the transmission.

204.15 nominal transmitting resolution

The nominal number of pixels per unit distance (ppmm or ppi) of the transmitted image. The transmitting resolution may be the same as the scanning resolution for a particular image. On the other hand, the transmitting resolution may be less than the scanning resolution if the scanned image was subsampled, scaled, or interpolated down before transmission.

204.16 NFIQ

Abbreviation for NIST Fingerprint Image Quality.

204.17 ppi

Abbreviation for pixels per inch

204.18 ppm

Abbreviation for pixels per millimeter

204.19 RGB

Red, Green, Blue used to represent color pixels comprised of a specified number of bits to represent each of these primary color components.

204.20 ROI

Abbreviation for region of interest.

204.21 SMT

Abbreviation used for scar, mark, and tattoo information.

204.22 scanning resolution

The number of pixels per unit distance at which an image is captured (ppmm or ppi).

204.23 tagged-field record

A logical record containing unique ASCII field identifiers for variable-length data fields that is capable of being parsed based on the field identifier and the data contents of each field.

204.24 transaction

A command, message, or an input record that explicitly or implicitly calls for a processing action. Information contained in a transaction shall be applicable to a single subject.

204.25 XML

Extensible Markup Language. A convention for marking up and tagging data for electronic transmission.

205 Transmitted data conventions**205.1 Fingerprint Ridge Representation**

Ridges in fingerprint images shall be represented as “dark ridges” in either grayscale or binary image data.

205.2 Byte and bit ordering

Each XML information element, tags and data shall be represented using ASCII character data. The order for transmission of the ASCII bytes shall be most significant byte first and least significant byte last. Within a byte, the order of transmission shall be the most significant bit first and the least significant bit last. Figure 1 illustrates the order of transmission of the bytes and bits within an exchange package.

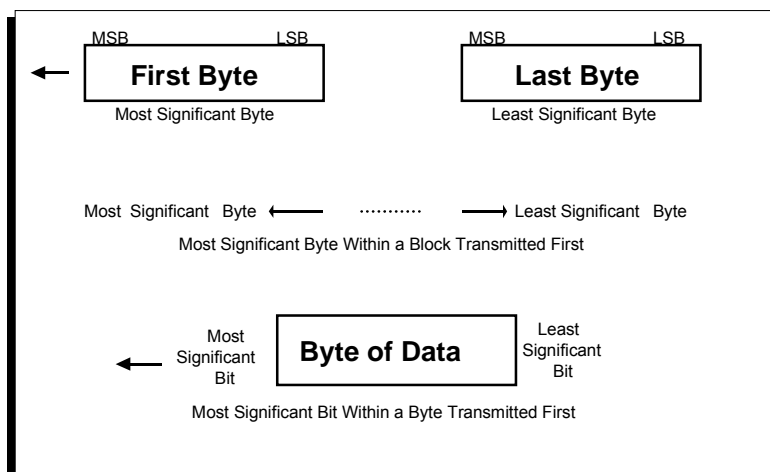


Figure 1 Byte and bit ordering

205.3 Grayscale data

Depending on the record type, grayscale image data may be transmitted in either compressed or uncompressed form. The transmission of uncompressed grayscale images shall consist of pixels, each of which shall normally be quantized to eight bits (256 gray levels) and held in a single unsigned byte. Increased precision for pixel values greater than 255 shall use two unsigned bytes to hold sixteen-bit pixels with values in the range of 0-65535. For grayscale data, a true black pixel shall be represented by a zero. A true white pixel shall have all of its bits of precision set to "1". Therefore, true white pixels quantized to eight bits shall have a value of "255", while a value of "1023" shall be used for pixels quantized to ten bits. As explained in 205.2, grayscale values requiring less than 8 or 16 bits are expressed as one or two bytes, right justified and zero padded on the left.

The transmission of compressed grayscale images shall be the output of the appropriate grayscale compression algorithm specified. Upon reconstruction of a compressed image, the grayscale value for each pixel shall be the same (for lossless algorithms) or nearly the same (for lossy algorithms) as pixels in an uncompressed image. Binary data so constructed shall be converted to ASCII for transmission using Base64 encoding.

205.4 Binary data

Binary image data may be transmitted in either compressed or uncompressed form, then converted to ASCII for transmission using Base64 encoding. The transmission of uncompressed binary images shall consist of pixels, each of which shall be quantized to one of two levels (binary representation). A value of zero shall be used to represent a white pixel and a value of one shall be used to represent a black pixel. For transmission of uncompressed binary images, eight pixels shall be left justified and packed into a single unsigned byte. The most significant bit of the byte shall be the first of the eight pixels scanned.

205.5 Color data

It is assumed that the scanned images consist of nominal 24 to 48-bit RGB pixels for color facial, SMT, iris, or user-defined testing images. Color image data may be transmitted in either compressed or uncompressed form. The transmission of uncompressed color images shall consist of RGB pixels, each component of which shall be quantized to at least 256 levels (8 bits).

For each pixel, the three components shall be sequentially formatted for transmission on a pixel-by-pixel basis.

205.6 Compression algorithms

205.6.1 Color and grayscale compression algorithms

Compressed image data shall adhere to the requirements of the algorithm used. Table 201 lists the binary (shown here in base 10) and ASCII codes to be used for the available compression methods for encoding grayscale and color images described by this standard. (Table 201 is the same as Table 1 in Part 1.) But the choice of compression algorithms is limited by the type of data being exchanged (fingerprint, face, etc.). The description for each type of data exchange lists the legitimate compression algorithms that can be used for that type and whether a binary or ASCII code should be used.

Table 201 Grayscale & color image compression codes

Algorithm Name	Binary Code (in base 10)	ASCII Code
Uncompressed	0	NONE
WSQ Version 2.0	1	WSQ20
JPEG ISO/IEC 10918 (Lossy)	2	JPEGB
JPEG ISO/IEC 10918 (Lossless)	3	JPEGL
JPEG 2000 ISO/IEC 15444-1 (Lossy)	4	JP2
JPEG 2000 ISO/IEC 15444-1 (Lossless)	5	JP2L
Portable Network Graphics	6	PNG

The "*JPEGB*" algorithm indicates that the scanned or captured image was compressed using baseline JPEG. An entry of "*JPEGL*" indicates that the lossless mode of the JPEG algorithm was used to compress the image. If the image is captured in grayscale, then only the luminance component will be compressed and transmitted. For JPEG, the data shall be formatted in accordance with the JPEG File Interchange Format, Version 1.02 (JFIF)⁹ as found in Annex D.¹⁰

An entry of "*JP2*" indicates that the scanned or captured image was compressed using lossy JPEG 2000. (Conformance with ISO 15444-1 is provided through part 4 of the standard, ISO 15444-4 "Conformance Testing".) An entry of "*JP2L*" indicates that the lossless mode of the JPEG 2000 algorithm was used to compress the image. For JPEG 2000, the data shall be formatted in conformance with JP2 format as described in ISO 15444-1.

⁹ Developed by C-Cube Microsystems, 1778 McCarthy Blvd., Milpitas, CA 95035.

¹⁰ Annex D specifies YCC as the standard color space to be used for JFIF. YCC is a linear combination of RGB components or channels. sRGB can be JPEG compressed and stored using JFIF, which is specified in Annex D.

Where JPEG 2000 is used for the compression of fingerprint images, specification/options contained in *Profile for 1000ppi Fingerprint Compression* (as listed in Section 203, Normative References) shall apply. This reference addresses the 9 quality layers between 0.015 bpp and 0.55 bpp.

Where JPEG 2000 is used for compression of facial images, the following conditions shall apply:

- **Filters:** The 9-7 irreversible filters described in ISO 15444-1 should be used for lossy mode; however, for handheld devices (fixed-point processors), the 5-3 reversible filters may be used instead. The 5-3 reversible filters shall be used for lossless mode. A conformant decoder shall be able to decode code streams created through both filters.
- **Number of resolution levels:** The image shall be encoded using enough resolution levels to ensure that a thumbnail with $\max(\text{width}, \text{height}) \leq 64$ pixels is available in the image. Example: a 640x480 image shall be encoded with 5 resolution levels, which enables sub-resolution decodes of 320x240, 160x120, 80x60, and 40x30.
- **Resolution as the dominant progression:** JPEG 2000 allows five progression orders - LRCP, RLCP, RPCL, PCRL, and CPRL. The RLCP progression order (resolution, layer, component, position) shall be used since it best facilitates decode and display of lower-resolution derivative images by remote networked devices. Through the RLPC progression order, the code stream shall be formatted so that the resolution information of the image is the first data made available to a decoder in a streaming mode of operation.
- **Bits per Channel:** The number of bits per channel for encoders and decoders shall be 8-16 bits.
- **Single tile images:** Facial images shall be encoded using only single tile to avoid tiling artifacts.
- **JPEG 2000 quality layers:** The image shall be encoded using at least 10 quality layers to enable quality progressive decoding or sub-quality image extraction.

Region of Interest (ROI) Encoding is allowed: This encoding method is a useful way to compress a facial image to a small size, while retaining sufficient image quality within the specified ROI to perform either human or automated identification.

205.6.2 Binary compression algorithms

Table 202 lists the binary codes for the available compression schemes that can be used for encoding binary image data described by this standard. (Table 202 is the same as Table 2 in Part 1.) This standard does not use ASCII codes for describing compression methods for the exchange of binary images.

Table 202 Binary compression codes

Algorithm Name	Binary Code	ASCII Code	Notes
Uncompressed	0	_____	Image Packed 8 pixels/byte
Facsimile ANSI/EIA 538-1988	1	_____	Lossless

The transmission of compressed binary images shall be the output of the binary compression algorithm specified by ANSI/EIA-538-1988, then converted to ASCII characters using Base64 encoding. Upon decompression, each pixel with a value of zero shall be considered to be white and each pixel with a value of one shall be considered to be black.

205.7 Color spaces

Table 203 lists the codes and their descriptions for each of the available color spaces used within this standard. (Table 203 is the same as Table 3 in Part 1.) All other color spaces are to be marked as undefined.

Table 203 Color spaces

Code	Description
UNK	Undefined
GRAY	Grayscale (monochrome)
RGB	Undetermined color space for an RGB image
SRGB	sRGB (IEC 61966-2-1)
YCC	YCbCr (legacy)
SYCC	YCbCr (JPEG 2000 compressed)

205.7.1 Backwards compatibility

In previous versions of this standard, the term “color space” referred to device-dependent color information with a particular sequence and range for the three color channels. The choice was either RGB or an RGB-derivative space known as YCC. Neither space provides an objective definition of a particular color or relates to the way in which humans perceive color.

Although sRGB is the preferred color space for compressed images for this version, in the previous version of this standard, it was stated that “the preferred color space for compressed images using baseline JPEG and JFIF is YCbCr to be coded as ‘YCC’,” while the color space for uncompressed color images was to be labeled RGB. Therefore, for backwards compatibility purposes, new systems must accommodate JPEG images that have been labeled as using the YCC color space. Specifically, systems conformant with this standard must accept an entry of YCC and interpret it as meaning a (device-dependent) RGB color space.

205.7.2 Color space sRGB

To ensure that color images exchanged between differing systems can be correctly displayed or printed, images should be converted to the device-independent color space, sRGB,¹¹ before

¹¹ For information on sRGB, see <http://www.w3.org/Graphics/Color/sRGB> or many of the white papers available at <http://www.color.org>.

compression or transmission to another system. As defined by IEC 61966-2-1, sRGB is a nonlinear display profile that accommodates the voltage-to-color response characteristics of most high-quality CRT monitors. The colors of the red, green, and blue phosphors (primaries) and the white point setting of an sRGB-conformant monitor are specified in the IEC document.

The relationship between sRGB and a linear RGB space having the IEC-defined primaries and white point is as follows:

$$value_{sRGB} = \begin{cases} 12.92value_{lin}, & \text{for } value_{lin} \leq 0.0031308 \\ 1.055value_{lin}^{(1/2.4)} - 0.055, & \text{for } value_{lin} > 0.0031308 \end{cases}$$

where $value_{lin}$ is an R, G, or B value in linear RGB space (with a range of 0 to 1) and $value_{sRGB}$ is the corresponding R, G, or B value in non-linear sRGB space (also with a range of 0 to 1). To convert from/to the range of 0 to 255, divide/multiply by 255.

Typically, modern digital cameras, desktop scanners, LCD monitors, and printers, although they don't inherently operate in sRGB space, are designed with circuitry or software to produce sRGB output or to accommodate sRGB as an input space. If an image acquisition device's color space is unknown, sRGB is usually a reasonable choice. If an acquisition device and its software cannot provide sRGB output, various color management products are available commercially that use its color profile, often available from its manufacturer, to convert images in its native color space to sRGB.

205.8 Scan sequence

Each color, grayscale, or binary image formatted in accordance with this standard shall appear to have been captured in an upright position and approximately centered horizontally in the field of view. The recorded image data shall appear to be the result of a scanning of a conventional inked impression of a fingerprint or photo of a face or iris. This is also equivalent to a live-scan capture of the finger or a camera capture of a face or iris. The scanning sequence (and recorded data) shall appear to have been from left-to-right, progressing from top-to-bottom of the fingerprint, palmprint, face, SMT, or iris. Figure 2 illustrates the recording order for the scanned fingerprint image.

For the purpose of describing the position of each pixel within an image to be exchanged, a pair of reference axes shall be used. The origin of the axes, pixel location (0,0), shall be located at the upper left-hand corner of each image. The x-coordinate (horizontal) position shall increase positively from the origin to the right side of the image. The y-coordinate (vertical) position shall increase positively from the origin to the bottom of the image.

Scan Representation

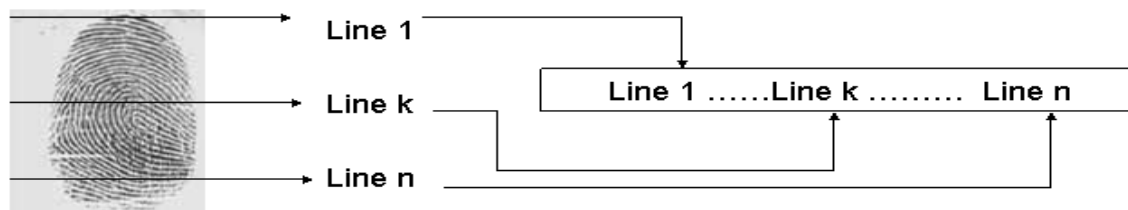


Figure 2 Order of scanned image

205.9 Guidance on Missing Data for Mandatory Elements

In all cases, the element tags for mandatory elements shall appear in the instance package. When there is no information to be transmitted for a mandatory element, prior agreement shall be made with the recipient agency or organization before constructing and transmitting an instance package. For cases where an agreement is made to accept records with missing mandatory data, the following recommendations are made.

205.9.1 String Elements (nc:TextType)

The content of certain elements (such as agency identifiers or types of transaction) is left to users to define. For example, it is stated in this standard that the content of the element `<ansi-nist:CaptureOrganization>` (or Source agency/ORI) “shall be defined by the user and be in accordance with the receiving agency.” The sender and receiver may choose to establish an identifier for missing information. In this case, the preferred representation for missing data is to use the value “UNKNOWN” (provided that there is no other option available).

```
<ansi-nist:CaptureOrganization>UNKNOWN
</ansi-nist:CaptureOrganization>
```

205.9.2 Date Elements

Due to NIEM rules for date elements, the preferred representation for missing date data is to “nil” the parent element, as shown in this example:

```
<ansi-nist:CaptureDate xsi:nil="true"/>
```

Partially missing date data may be represented as follows:

```
<ansi-nist:CaptureDate>
  <nc:Year>1995</nc:Year>
</ansi-nist:CaptureDate>
```

or

```
<ansi-nist:CaptureDate>  
  <nc:YearMonth>1995-05</nc:YearMonth>  
</ansi-nist:CaptureDate>
```

206 Image resolution requirements

Image resolution requirements are applicable to fingerprint, palmprint, and signature images. Facial/ mugshot, SMT, and iris images rely on the total number of pixels scanned and transmitted and are not dependent on the specific scanning resolution used.

206.1 Scanner resolution requirement

Binary and grayscale fingerprint images to be exchanged shall be captured by an AFIS, live-scan reader, or other image capture device operating at a specific native scanning resolution. The minimum scanning resolution for this capture process shall be 19.69 ppmm plus or minus 0.20 ppmm (500 ppi plus or minus 5 ppi). Scanning resolutions greater than this minimum value and with a device tolerance of plus or minus 1% may be used. Although a minimum scanning resolution is specified, a maximum value for scanning resolution is not specified by this standard.

However, for latent images, the minimum scanning resolution (or effective scanning resolution) and transmission rate for latent images shall be 39.37 ppmm plus or minus 0.40 ppmm (1000 ppi plus or minus 10 ppi).

The recommended migration path to higher scanning resolutions for image capturing devices with a native scanning resolution of 19.69 ppmm (500 ppi) shall be at a rate of 100% of the current native scanning resolution. The recommended migration path progresses from 19.69 ppmm to 39.37 ppmm (500 ppi to 1000 ppi), from 39.37 ppmm to 78.74 ppmm (1000 ppi to 2000 ppi), etc. Capture devices with native scanning resolutions not in step with this migration path shall provide (through subsampling, scaling, or interpolating downward) an effective scanning resolution that matches the next lower interval in the migration path. For example, a device with native scanning resolution of 47.24 ppmm (1200 ppi) shall be required to provide an effective resolution of 39.37 ppmm (1000 ppi).

206.2 Transmitting resolution requirement

Each image to be exchanged shall have a specific resolution associated with the transmitted data. This transmitting resolution does not have to be the same as the scanning resolution. However, the transmitting resolution shall be within the range of permissible resolution values for that record type. When an image is captured at a scanning resolution greater than the permissible upper limit of the transmitting resolution for that record type, the image shall be subsampled, scaled, or interpolated down. This process to reduce the scanning resolution to a lower effective resolution must be performed before the transmission occurs.

For high-resolution binary and grayscale images, the preferred transmitting resolution shall be the same as the minimum scanning resolution of 19.69 ppmm plus or minus 0.20 ppmm (500 ppi plus or minus 5 ppi). Any transmitting resolution within the range of the minimum scanning resolution to a value of 20.47 ppmm plus or minus 0.20 ppmm (520 ppi plus or minus 5 ppi) is permitted for the processing of high-resolution records.

For low-resolution binary and grayscale images, the preferred transmitting resolution shall be half of the minimum scanning resolution or 9.84 ppmm plus or minus 0.10 ppmm (250 ppi plus or

minus 2.5 ppi). Any transmitting resolution within the range of half of the minimum scanning resolution to a value of 10.24 ppmm plus or minus 0.10 ppmm (260 ppi plus or minus 2.5 ppi) is permitted for the processing of low-resolution records.

For variable-resolution images, the preferred transmitting resolution is not specified, but must be at least as great as the high-resolution rate of 19.69 ppmm. At this time, there is no upper limit on the variable-resolution rate for transmission. However, the recommended migration path to higher transmitting resolutions is the same as for the scanning resolutions. That is, to progress from 19.69 ppmm to 39.37 ppmm plus or minus 1% (500 ppi to 1000 ppi), from 39.37 ppmm to 78.74 ppmm plus or minus 1% (1000 ppi to 2000 ppi), etc. For images captured at a native scanning resolution greater than the permissible upper limit of a transmitting resolution step in the migration path, it may be necessary to subsample, scale, or interpolate down. The result of this processing is to obtain an effective scanning resolution that conforms to a step in the transmission migration path.

The transmitting resolution shall be contained in elements specified by the format for the variable-resolution record. However, before transmitting variable-resolution records, the operational capabilities of the sending and receiving systems should be addressed, and prior agreement should be made with the recipient agency or organization before transmitting the image.

207 Information exchange package description

This standard defines the composition of an information exchange package that is transmitted to a remote site or agency. The package may or may not be a complete file. In many cases, the package will be included as a payload with an XML-formatted outer wrapper for transaction or protocol purposes. The package may also be a part of a larger, user-defined data structure. The standard strictly defines, however, the content of data within the

`<itl:NISTBiometricInformationExchangePackage>` complex element.

As specified in this standard, certain portions of the exchange package shall be in accordance with definitions provided by the receiving agency. This exchange package shall contain one or more logical records each corresponding to one of the defined available types. The logical records are intended to convey specific types of related information pertinent to the exchange package itself or to the subject of the package. All of the logical records belonging to a single package shall be contained within a single

`<itl:NISTBiometricInformationExchangePackage>` element.

The Part 1 conventional standard defines three logical records for the exchange of ASCII textual information fields, six logical records for the exchange of binary information, and seven tagged-field record types designed for the exchange of a combination of ASCII and image data within a single logical record structure. For this Part 2 version, the distinction between ASCII and binary information is gone. All records are ASCII, with ASCII XML element tags. All binary image data is converted to ASCII using Base64 encoding and contained within a `<nc:BinaryBase64Object>` element.

Two additional record types are reserved for inclusion in future revisions of this standard. The sixteen defined types of logical records together with the identifier for each type are listed in Table 204. (Table 204 corresponds to Table 4 in Part 1.)

Table 204 Logical record types

Record Category Code	Record Element Tag	Logical record contents	Type of data
1	<itl:PackageInformationRecord>	Transaction information	ASCII
2	<itl:PackageDescriptiveTextRecord>	User-defined descriptive text	ASCII
3	<itl:PackageLowResolutionGrayscaleImageRecord>	Low-resolution grayscale fingerprint image	ASCII/Base64
4	<itl:PackageHighResolutionGrayscaleImageRecord>	High-resolution grayscale fingerprint image	ASCII/Base64
5	<itl:PackageLowResolutionBinaryImageRecord>	Low-resolution binary fingerprint image	ASCII/Base64
6	<itl:PackageHighResolutionBinaryImageRecord>	High-resolution binary fingerprint image	ASCII/Base64
7	<itl:PackageUserDefinedImageRecord>	User-defined image	ASCII/Base64
8	<itl:PackageSignatureImageRecord>	Signature image	ASCII/Base64, or Vector data
9	<itl:PackageMinutiaeRecord>	Minutiae data	ASCII
10	<itl:PackageFacialAndSMTImageRecord>	Facial & SMT image	ASCII/Base64
11		Reserved for future use	-
12		Reserved for future use	-
13	<itl:PackageLatentImageRecord>	Variable-resolution latent image	ASCII/ Base64
14	<itl:PackageFingerprintImageRecord>	Variable-resolution fingerprint image	ASCII/ Base64
15	<itl:PackagePalmprintImageRecord>	Variable-resolution palmprint Image	ASCII/ Base64
16	<itl:PackageUserDefinedTestingImageRecord>	User-defined variable-resolution testing Image	ASCII/ Base64
17	<itl:PackageIrisImageRecord>	Iris image	ASCII/ Base64
18-98		Reserved for future use	ASCII/ Base64
99	<itl:PackageCBEFFBiometricDataRecord>	CBEFF Biometric data record	ASCII/ Base64

207.1 Information exchange package format

An exchange package shall contain one or more logical records pertaining to a single subject. The data in every record shall always be recorded in variable length elements using the 7-bit American National Standard Code for Information Interchange (ASCII) as described in ANSI X3.4-1986 and Annex A. For purposes of compatibility, the eighth (leftmost) bit shall contain a value of zero.

For data interchange between non-English-speaking agencies, character sets other than 7-bit ASCII may be used in non-image elements. UTF-8 is the preferred method of storing textual data that cannot be represented as 7-bit ASCII. This method supports international character sets for all user-defined elements in all record types. The mechanism to change character sets is described in Section 208.2.3, International Character Sets. By definition, UTF-8 and other international character exchange methods are not applicable to record Type 1.

The Part 1 data field element *logical record length* has been omitted from the Part 2 XML specification; there is no technical need for the byte count, and the value would be incompatible and meaningless for transformations between Part 1 and Part 2 formats.

The first element in all records shall be labeled `<ansi-nist:RecordCategoryCode>` and contain the type (category) number of the record. The second element shall be labeled `<ansi-nist:ImageReferenceIdentification>` and contain the image designation character as described in Section 207.4. The remaining XML elements must be present in the order defined by the standard and contain information as described for that particular element. (Note that the order of the elements in this standard are mandatory, unlike the order of fields in Part 1. The elements appear in the following order: NIEM core, NIEM domains, and then extensions.)

Image data, compressed or uncompressed, originates as binary information. All binary information shall be converted to ASCII text using Base64 encoding. The XML tag `<nc:BinaryBase64Object>` shall be used to enclose converted binary data.

The Type-2, Type-7, Type-9, Type-10, Type-13, Type-14, Type-15, Type-16, Type-17, and Type-99 contain "abstract" XML elements intended to be used by implementers to contain user-defined data extensions to this standard. The abstract elements that can be substituted are `<itl:UserDefinedFields>` wherever it appears, `<itl:RecordImage>` in the Type-7 record, `<itl:RecordMinutiae>` in the Type-9 record, and `<itl:DomainDefinedDescriptiveText>` and `<itl:OtherDescriptiveText>` in the Type-2 record. Within the exchange package, user-defined extensions can only appear as substitutes for these abstract elements.

207.2 Information exchange package contents

Exchange packages are required to contain one and only one Type-1 logical record per transaction. The Type-1 logical record, `<itl:PackageInformationRecord>`, shall always be the first logical record within the package. Depending on the usage and the number of fingerprint, palmprint, facial/mugshot, SMT, iris, or other biometric images available for processing, one or more additional records may be present in the package.

Table 205 lists the typical range or the number of records that may be contained in a package. (Table 205 is the same as Table 5 in Part 1.) These record counts are shown by logical record types for common processing functions used for search inquiries, file maintenance, image request, and image responses. The record limits stated in the table are examples of typical transactions and should only be interpreted as a guideline. Receiving agencies may impose their own specific limit for each type of logical record depending on the application. The ranges listed specify the minimum and maximum number of logical records that may be contained in the package. The mandatory inclusion of a logical record is indicated by an entry of "1" in the table. An entry of "0" indicates the exclusion of that logical record type. The appearance of "0-N" in the table indicates that the standard imposes no limits on the number of records for that logical record type. An entry of "1-N" requires that at least one record be present with no upper limit on the number of records that may be present.

207.3 Implementation domains

The Type-2 record is composed of user-defined content. Much of the content in the Type-2 record is used in the same way by local, state, and Federal agencies and requires the same data and formatting. In order to establish a common basis for XML elements, meaning, and formatting, jurisdictions that use the same general set of data may subscribe to a common implementation domain.

An implementation domain can be viewed as a group of agencies or organizations that have agreed to use specific pre-assigned data blocks for exchanging information unique to their installations. Each user-defined XML element shall also have a definition and format associated with it. Each domain created shall have a point of contact responsible for keeping the documentation on the content of the user-defined data blocks within their domain. The contact shall serve as a registrar and maintain a repository including documentation for all the common and user-specific Type-2 content contained within the substitution block for

`<itl:DomainDefinedDescriptiveText>`. As additional fields are required by specific agencies for their own applications, new XML elements and definitions can be registered and reserved to have a specific meaning. When this occurs, the domain registrar is responsible for registering a single definition for each XML element used by different members of the domain. Additional content in the Type-2 record may be defined as a substitute for `<itl:OtherDescriptiveText>` by agreement of sending and receiving parties.

Table 205 Number of logical records per transaction

Record Category Code	Master file inquiry	Latent inquiry	File maintenance	Image request	Search response	Image request response
1	1	1	1	1	1	1
2	1-N	1-N	1-N	1	1	1
3	0-14	0	0-14	0	0-14	0-14
4	0-14	0-10	0-14	0	0-14	0-14
5	0-14	0	0-14	0	0-14	0-14
6	0-14	0-10	0-14	0	0-14	0-14
7	0	0-N	0-N	0	0-N	0-N
8	0-2	0	0-2	0	0-2	0-2
9	0-10	0-N	0-N	0	0	0
10	0-N	0-N	0-N	0	0-N	0-N
13	0	0-N	0-N	0	0-N	0-N
14	0-14	0	0-14	0	0-N	0-N
15	0-8	0-N	0-8	0	0-N	0-N
16	0	0	0-N	0	0-N	0-N
17	0-2	0	0-2	0	0-2	0-2
99	0	0	0-N	0	0-N	0-N

The Criminal Justice Information Services (CJIS) Division of the Federal Bureau of Investigation (FBI) has established and maintains the North American Domain subscribed to by the Royal Canadian Mounted Police (RCMP), the FBI, and several state and Federal agencies in North America. The registrar for this domain assigns and accounts for the domain-defined content to be used by its clients during the processing of transactions. Other domains also exist including those maintained by the United Kingdom (UK) and Interpol. These organizations have developed their own Type-2 record implementations tailored to their specific communities.

207.4 Image reference identification

With the exception of the Type-1 logical record, each of the remaining logical records present in an exchange package shall include an `<ansi-nist:ImageReferenceIdentification>`

element containing the Image Designation Character (IDC). The IDC shall be used to relate information items in the `<ansi-nist:TransactionContentSummary>` element of the Type-1 record to each logical record, and to properly identify and link together logical records that pertain to the same entity such as a particular finger or face. The value of the IDC shall be a sequentially assigned positive integer starting from zero and incremented by one. If two or more logical records that are different representations of the same subject matter are present in a file, each of those logical records shall contain the same IDC. For example, a high-resolution image record of a specific fingerprint and the corresponding minutiae record for the same finger would carry the same IDC number.

Although there is no upper limit on the number of logical records that may be present in a file, generally a minimum of two and no more than 25 logical records will be present in a file. For example, a tenprint search inquiry transaction may consist of a Type-1 record, a Type-2 record, 14 high-resolution Type-4 or variable-resolution Type-14 grayscale image records, two Type-8 signature records, six Type-15 palmprint records, and a Type-10 facial/mugshot image of the subject. Additional mugshot, SMT, iris, or other biometric logical records may expand the file even more. For this file configuration, the IDC shall range from "0" to "23" which would include an IDC code for the Type-2 record. Within the same file, multiple logical record types may be present and represent the same image. For example, if core and delta location information for the rolled impressions is requested, the transmission may also need to accommodate ten minutiae records within the same file. For each image representing the ten finger positions, the same IDC would be used in both the image and minutiae records.

The IDC shall also be used to relate information items in the `<ansi-nist:TransactionContentSummary>` element of the Type-1 record to each facial, SMT, iris, or other biometric image record. It properly identifies and links together different logical record types created from the same face/mugshot or SMT image.

Furthermore, zero or more Type-7 records may also be present. Each Type-7 logical record representing a specific sample shall have a unique IDC with an increment of one greater than the last IDC used.

208 Record description

208.1 Logical record types

208.1.1 Type-1 Transaction information record

The XML name for the Type-1 record is `<itl:PackageInformationRecord>`, and its `<ansi-nist:RecordCategoryCode>` element shall have a value of "01". A Type-1 logical record is mandatory and is required for each exchange package. The Type-1 record shall provide information describing type and use or purpose for the transaction involved, a listing of each logical record included in the file, the originator or source of the physical record, and other useful and required information items.

208.1.2 Type-2 User-defined descriptive text record

The XML name for the Type-2 record is `<itl:PackageDescriptiveTextRecord>`, and its `<ansi-nist:RecordCategoryCode>` element shall have a value of "02". Type-2 logical records shall contain user-defined XML data blocks substituting for the abstract elements provided by the standard. These data blocks provide identification and descriptive information

associated with the subject of the transaction. Data contained in this record shall conform in format and content to the specifications of the domain name as listed in Domain Name element found in the Type-1 record.

208.1.3 Type-3 through Type-6 fingerprint image records

The XML names for the Type-3 through Type-6 records are

```
<itl:PackageLowResolutionGrayscaleImageRecord>,
<itl:PackageHighResolutionGrayscaleImageRecord>,
<itl:PackageLowResolutionBinaryImageRecord>, and
<itl:PackageHighResolutionBinaryImageRecord>, respectively.
```

Their `<ansi-nist:RecordCategoryCode>` elements shall have a values of “03”, “04”, “05”, and “06” respectively. Logical record types 3-6 are used to exchange fingerprint image records originally scanned at the minimum scanning resolution of 19.69 ppmm plus or minus 0.20 ppmm (500 ppi plus or minus 5 ppi) and transmitted at the nominal pixel density of 19.69 or 9.84 ppmm. The four record types differ according to the pixel density of the transmitted image and the type of data exchanged. Table 206 summarizes the differences between the four record types. (Table 206 is the same as Table 6 in Part 1 except the errors have been corrected for Type-3 and Type-5 maximum pixel density values.)

The fingerprint image data contained in any of the logical records may be in compressed form. The Wavelet Scalar Quantization (WSQ) algorithm has been generally used to compress grayscale images while the facsimile algorithm is used for the binary images. Typically, there may be up to 14 records of any of these logical types of fingerprint images in a file; ten rolled impressions of the individual fingers, two plain impressions of the thumbs, and two simultaneously obtained plain impressions of the four remaining fingers on each hand.

When the image data is obtained from a live-scan reader, it shall be the grayscale or binary output (or subsampled, scaled down, or interpolated output) of the live-scan fingerprint scanner and not a rescan of a hard copy fingerprint image.

Table 206 Resolution of Transmitted fingerprint image records

Record type	Data type	Preferred Pixel Density		Maximum Pixel Density	
		Ppmm	ppi	ppmm	ppi
Type-3	Grayscale	9.84	250.00	10.34	262.50
Type-4	Grayscale	19.69	500.00	20.67	525.00
Type-5	Binary	9.84	250.00	10.34	262.50
Type-6	Binary	19.69	500.00	20.67	525.00

208.1.3.1 Type-3 Low-resolution grayscale fingerprint image

Type-3 logical records shall contain and be used to exchange low-resolution grayscale fingerprint image data that was scanned at no less than the minimum scanning resolution and then subsampled, scaled down, or interpolated. Alternatively, provided that it is no less than the minimum scanning resolution, the native scanning resolution may be used and the image processed. The resultant transmitting resolution in either case shall be within the bounds of the permissible transmitting resolution requirement for low-resolution images.

208.1.3.2 Type-4 High-resolution grayscale fingerprint image

Type-4 logical records shall contain and be used to exchange high-resolution grayscale fingerprint image data that was scanned at no less than the minimum scanning resolution. Alternatively, the native scanning resolution may be used. But in either case, if the scanning resolution is greater than the upper limit of the permissible transmitting resolution, the scanned data shall be subsampled, scaled down, or interpolated. The resultant transmitting resolution shall be within the bounds of the permissible transmitting resolutions for high-resolution fingerprint images.

208.1.3.3 Type-5 Low-resolution binary fingerprint image

Type-5 logical records shall contain and be used to exchange low-resolution binary fingerprint image data that was scanned at no less than the minimum scanning resolution and then subsampled, scaled down, or interpolated. Alternatively, provided that it is no less than the minimum scanning resolution, the native scanning resolution may be used and the image processed. The resultant transmitting resolution in either case shall be within the bounds of the permissible transmitting resolution requirement for low-resolution images.

208.1.3.4 Type-6 High-resolution binary fingerprint image

Type-6 logical records shall contain and be used to exchange high-resolution binary fingerprint image data that was scanned at no less than the minimum scanning resolution. Alternatively, the native scanning resolution may be used. But in either case, if the scanning resolution is greater than the upper limit of the permissible transmitting resolution, the scanned data shall be subsampled, scaled down, or interpolated. The resultant transmitting resolution shall be within the bounds of the permissible transmitting resolutions for high-resolution fingerprint images.

208.1.4 Type-7 User-defined image record

The XML name for the Type-7 record is `<itl:PackageUserDefinedImageRecord>`, and its `<ansi-nist:RecordCategoryCode>` element shall have a value of "07". Type-7 logical records shall contain user-defined image data. Originally defined in 1993, this record type was designed for the exchange of binary image data that was not specified or described elsewhere in this standard. However, it is not intended that the use of the Type-7 record is restricted by the existence of other record types in this standard. It was intended as a temporary measure to enable the exchange of binary image data that would be defined by specific record types in later versions of the standard.

With the exception of the `<ansi-nist:RecordCategoryCode>` and `<ansi-nist:ImageReferenceIdentification>` elements, the parameters, and types of images to be exchanged are undefined by this standard. Implementers will define an XML data block that

substitutes for the abstract `<itl:RecordImage>` element provided by this standard. These levels of required details shall be agreed upon between the sender and recipient.

208.1.5 Type-8 Signature image record

The XML name for the Type-8 record is `<itl:PackageSignatureImageRecord>`, and its `<ansi-nist:RecordCategoryCode>` element shall have a value of "08". Type-8 logical records shall contain and be used to exchange scanned high-resolution binary or vectored signature image data. If scanned, the resolution of the image data shall be no less than the minimum scanning resolution. If necessary, the scanned image data shall be subsampled, scaled down, or interpolated to fall within the limits of the transmitting resolution requirement. The resultant transmitting resolution shall be within the bounds of the permissible transmitting resolutions for the high-resolution fingerprint images. Vectored signature data shall be expressed as a series of numeric integers.

Typically, there may be up to two of these Type-8 signature records in a file. Each Type-8 record shall contain image data representing the signature of the person being fingerprinted or of the official taking the fingerprint.

208.1.6 Type-9 Minutiae data record

The XML name for the Type-9 record is `<itl:PackageMinutiaeRecord>`, and its `<ansi-nist:RecordCategoryCode>` element shall have a value of "09". Type-9 logical records shall contain and be used to exchange geometric and topological minutiae templates and related information encoded from a finger or palm. Each record shall represent the processed image data from which the location and orientation descriptors of extracted minutiae characteristics are listed. The primary use of this record type shall be for remote searching of latent prints but may also be used for applications such as physical or logical access control. Each Type-9 logical record shall contain the minutiae data read from a fingerprint, palm, or latent image.

208.1.7 Type-10 Facial & SMT image record

The XML name for the Type-10 record is `<itl:PackageFacialAndSMTImageRecord>`, and its `<ansi-nist:RecordCategoryCode>` element shall have a value of "10". Type-10 image records shall contain and be used to exchange facial and image data from scars, marks, and tattoos (SMT) together with textual information pertinent to the digitized image. The source of the image data shall be the image captured from scanning a photograph, a live image captured with a digital camera, or a digitized "freeze-frame" from a video camera.

208.1.8 Type-11 Reserved for future use

208.1.9 Type-12 Reserved for future use

208.1.10 Type-13 Variable-resolution latent image record

The XML name for the Type-13 record is `<itl:PackageLatentImageRecord>`, and its `<ansi-nist:RecordCategoryCode>` element shall have a value of "13". Type-13 image records shall contain and be used to exchange variable-resolution latent fingerprint or palmprint image data together with fixed and user-defined textual information elements pertinent to the digitized image. In all cases, the minimum scanning resolution (or effective scanning resolution) and transmission rate for latent images shall be 39.37 pppm plus or minus 0.40

ppmm (1000 ppi plus or minus 10 ppi). The variable-resolution latent image data contained in the Type-13 logical record shall be uncompressed or may be the output from a lossless compression algorithm. There is no limit on the number of latent records that may be present in an exchange package. The Type-13 record may be considered as a version of the Type-7 record used for the exchange of latent images.

208.1.11 Type-14 Variable-resolution fingerprint image record

The XML name for the Type-14 record is `<itl:PackageFingerprintImageRecord>`, and its `<ansi-nist:RecordCategoryCode>` element shall have a value of "14". Type-14 image records shall contain and be used to exchange variable-resolution fingerprint image data, segmented flat fingerprint data, or major case print data. Fixed and user-defined textual information elements pertinent to the digitized image may also be included. Fingerprint images can be either rolled or plain (including swiped) impressions.

The scanning resolution is not specified for this record type. While the Type-14 record may be used for the exchange of 19.69 ppmm (500 ppi) images, it is strongly recommended that the minimum scanning resolution (or effective scanning resolution) for fingerprint images be 39.37 ppmm plus or minus 0.40 ppmm (1000 ppi plus or minus 10 ppi). It should be noted that as the resolution is increased, more detailed ridge and structure information becomes available in the image. However, in all cases, the scanning resolution used to capture a fingerprint image shall be at least as great as the minimum scanning resolution of 19.69 ppmm (500ppi).

The variable-resolution fingerprint image data contained in the Type-14 logical record may be in a compressed form. Typically, there may be up to 14 of these Type-14 records in a file; ten rolled impressions of the individual fingers, two plain impressions of the thumbs or one plain impression of the two thumbs simultaneously, and two plain impressions of the four simultaneously obtained remaining fingers of each hand. The Type-14 record may be considered as a version of the Type-4 record used for the exchange of rolled or flat fingerprint images.

208.1.12 Type-15 Variable-resolution palmprint image record

The XML name for the Type-15 record is `<itl:PackagePalmprintImageRecord>`, and its `<ansi-nist:RecordCategoryCode>` element shall have a value of "15". Type-15 image records shall contain and be used to exchange variable-resolution palmprint image data together with fixed and user-defined textual information elements pertinent to the digitized image.

The scanning resolution is not specified for this record type. While the Type-15 record may be used for the exchange of 19.69 ppmm (500 ppi) images, it is strongly recommended that the minimum scanning resolution (or effective scanning resolution) for palmprint images be 39.37 ppmm plus or minus 0.40 ppmm (1000 ppi plus or minus 10 ppi). It should be noted that as the resolution is increased, more detailed ridge and structure information becomes available in the image. However, in all cases, the scanning resolution used to capture a palmprint image shall be at least as great as the minimum scanning resolution of 19.69 ppmm (500ppi).

The variable-resolution palmprint image data contained in the Type-15 logical record may be in a compressed form. The maximum number of occurrences of these Type-15 records in a file is eight. Different combinations may include: two writer's palms to pair with two full palmprints; a writer's palm with an upper and lower palm from each hand; or a writer's palm with the thenar, hypothenar, and interdigital areas from each hand.

208.1.13 Type-16 User-defined variable-resolution testing image record

The XML name for the Type-16 record is `<itl:PackageUserDefinedTestingImageRecord>`, and its `<ansi-nist:RecordCategoryCode>` element shall have a value of "16". The Type-16 image record is intended as an alternate version of the Type-7 user-defined logical record. It is designed for developmental purposes and for the exchange of miscellaneous images. This logical record shall contain and be used to exchange image data together with textual information elements pertinent to the digitized image. Such an image is usually not elsewhere specified or described in this standard.

A fixed scanning resolution is not specified for this record type. However, where resolution is a factor in the captured image, it shall be at least as great as the minimum scanning resolution, that is, 19.69 ppmm (500ppi). Increases in the resolution used for capturing images should follow the recommended migration path to 39.37 ppmm (1000 ppi), 78.74 ppmm (2000 ppi), etc. It should be noted that as the resolution is increased, more detailed ridge and structure information becomes available in the image.

The variable-resolution image data contained in the Type-16 logical record may be in a compressed form. With the exception of the elements at the start of the record and the descriptors for the image data, the remaining details of the Type-16 record are undefined by this standard and shall be agreed upon between the sender and recipient.

208.1.14 Type-17 Iris image record

The XML name for the Type-17 record is `<itl:PackageIrisImageRecord>`, and its `<ansi-nist:RecordCategoryCode>` element shall have a value of "17". Type-17 image records shall contain and be used to exchange iris image data. This record type was developed to provide a basic level of interoperability and harmonization with the ANSI INCITS 379-2004 Iris Image Interchange Format and the ISO/IEC 19794-6 iris image data interchange format. Generic iris images may be exchanged using the mandatory elements of this record type. Optional elements may also be used to exchange additional information. Although the iris standards provide for two alternative iris image interchange formats, the Type-17 record shall only address and establish provision for the rectilinear image storage format that may be a raw uncompressed array of intensity values or a compressed format of the raw data.

208.1.15 Type-99 CBEFF biometric data record

The XML name for the Type-99 record is `<itl:PackageCBEFFBiometricDataRecord>`, and its `<ansi-nist:RecordCategoryCode>` element shall have a value of "99". Type-99 logical records shall contain and be used to exchange biometric data that is not supported by other ANSI/NIST-ITL logical record types. This provides a basic level of interoperability and harmonization with the ANSI INCITS and other biometric interchange formats. This is accomplished by using a basic record structure that is conformant with ANSI INCITS 398-2005, the Common Biometric Exchange Formats Framework (CBEFF), and a biometric data block specification registered with the International Biometrics Industry Association (IBIA).¹² This logical record type supports and is intended to be used for biometric data types or formats that are not already represented by an existing ANSI/NIST data type.

¹² For more information, go to <http://www.ibia.org>.

A CBEFF-conformant Biometric Information Record (BIR) is made up of a Header, a Biometric Data Block (BDB), and an optional Signature Block. The Type-99 logical record does not use the Signature Block. Information required by the Header portion is encoded as XML elements within the Type-99 record. The final tagged field in Part 1 (corresponding to element <nc:BinaryBase64Object>) of the Type-99 record will contain biometric data as specified by the BDB interchange format.

208.2 Record format

An exchange package shall consist of one or more logical records. For each logical record contained in the package, several information elements appropriate to that record type shall be present. Complex elements may contain one or more complex or simple elements according to the rules of *well-formed XML*. Taken together, these items are used to convey different aspects of the data contained in a data information object. To the extent possible, the objects used have been defined as a part of the National Information Exchange Model (NIEM). Some information objects may be repeated multiple times.

The XML *schema* for this specification defines the structure, order, and allowable content of the information exchange package.

208.2.1 Information separators

All separators are defined by the W3C XML recommendations. The characters “<” and “>” are reserved exclusively for enclosing element tag names. Every element with an opening tag <Name> must have a closing tag of format </Name>.

The XML *schema* defined for this specification defines the sequence of elements as well as the allowable content of the data. All elements must contain valid data. Assuming the *schema* defines an element as optional, it should be omitted altogether rather than transmitting the element tags without any data content.

Annex F provides a full set of examples of the use of XML elements in the standard.

(Note: Table 7 from Part 1 has been intentionally omitted.)

208.2.2 Record layout

For all logical records, data elements are tagged according to XML rules. The format for each element shall consist of a tag name enclosed in angle brackets followed by data followed by a closing tag. For example <nc:IdentificationID>6</nc:IdentificationID>. Complex data elements contain other elements in a nested fashion; for example

```
<ansi-nist:ImageReferenceIdentification>  
  <nc:IdentificationID>6</nc:IdentificationID>  
</ansi-nist:ImageReferenceIdentification>
```

The ordering of elements is strict. The text of this standard defines the order and nesting structure of elements. The *schema* also provides a W3C representation of the order and hierarchical structure of the XML content.

208.2.3 International character sets

All of the elements in the Type-1 transaction record must be recorded using the 7-bit ASCII code, which is the default character set code within a transaction. In order to affect data and

transaction interchanges between non-English-speaking or based agencies, a technique is available to encode information using character sets other than 7-bit ASCII. Fields/elements in the Type-1 logical record and ASCII "LEN" (in Part 1 only) and "IDC" text fields/elements must still be encoded using 7-bit ASCII. But all other designated text fields/elements can be encoded using alternate character sets. The general mechanism for accomplishing this provides for backward compatibility with existing readers, supports multiple character sets in a single text string, and handles internationally accepted character sets and text order conventions such as ISO character sets, UTF-8, and Unicode.

Character sets within a transaction may only be switched in user-defined data. Appropriate mechanisms must be defined as part of the user-defined data definition.

The base-64 encoding scheme, found in email, shall be used for converting non-ASCII text into ASCII form. Annex C describes the use of the base-64 system. It is expected that this encoding scheme will be used to convert all (originally) binary image data to ASCII for transmission, and will also be used to convert non-ASCII data into ASCII data in user-defined data.

All XML element tags including the "<" and ">" characters shall appear in the transaction as 7-bit ASCII characters.

209 Type-1 transaction information record

209.1 XML elements for the Type-1 transaction information record

The following paragraphs describe the data contained in each XML element of the transaction information record. Table 207 provides a list of the elements for the transaction information record. It is required that all elements of the record are ordered in the sequence described. For each of the elements, Table 207 lists for cross-reference purposes the Part 1 mnemonic and field number, the "condition code" as being mandatory "M" or optional "O", the Part 2 XML element name, and occurrence limits. An entry containing an "*" indicates that there is no established limit. Annex F contains an example of the use of the standard that illustrates the layout for a Type-1 logical record. (Table 207 corresponds to Table 8 in Part 1.)

The Type-1 record shall be contained within this complex element:

```
<itl:PackageInformationRecord>
    [. . . Type 01 Record Content . . .]
</itl:PackageInformationRecord>
```

209.1.1 Record length

Cross-reference: Part 1, Section 9.1.1 Field 1.001: Logical record length (LEN)

There is no corresponding Part 2 XML element.

209.1.2 Element <ansi-nist:RecordCategoryCode>

This mandatory Part 2 element has no corresponding field in Part 1. It is used to identify the record type. For the Type-1 record, it shall contain a value of 01.

```
<ansi-nist:RecordCategoryCode>01</ansi-nist:RecordCategoryCode>
```

Table 207 Type-1 transaction information record

Part 1 Ident	Cond code	Part 1 Field Number	Part 2 XML Element Name	Occur count	
				min	Max
LEN		1.001			0
	M		<ansi-nist:RecordCategoryCode>	1	1
			<ansi-nist:Transaction>	1	1
DAT	M	1.005	<ansi-nist:TransactionDate>	1	1
DAI	M	1.007	<ansi-nist:TransactionDestinationOrganization>	1	1
ORI	M	1.008	<ansi-nist:TransactionOriginatingOrganization>	1	1
GMT	O	1.014	<ansi-nist:TransactionUTCDate>	0	1
TCN	M	1.009	<ansi-nist:TransactionControllIdentification>	1	1
TCR	O	1.010	<ansi-nist:TransactionControlReferenceIdentification>	0	1
DOM	O	1.013	<ansi-nist:TransactionDomain>	0	1
			<ansi-nist:TransactionImageResolutionDetails>	1	1
NSR	M	1.011	<ansi-nist:NativeScanningResolutionValue>	1	1
NTR	M	1.012	<ansi-nist:NominalTransmittingResolutionValue>	1	1
VER	M	1.002	<ansi-nist:TransactionMajorVersionValue>	1	1
VER	M	1.002	<ansi-nist:TransactionMinorVersionValue>	1	1
PRY	O	1.006	<ansi-nist:TransactionPriorityValue>	0	1
TOT	M	1.004	<ansi-nist:TransactionCategoryCode>	1	1
CNT	M	1.003	<ansi-nist:TransactionContentSummary>	1	1
DCS	O	1.015	<ansi-nist:TransactionCharacterSetDirectory>	0	*

209.1.3 Element <ansi-nist:Transaction>

This is a mandatory complex element. All of the remaining elements in the Type-1 record are nested within, as described in the subsections below.

```
<ansi-nist:Transaction>
  [. . . Transaction elements . . .]
</ansi-nist:Transaction>
```

209.1.3.1 Element <ansi-nist:TransactionDate>

Cross-reference: Part 1, Section 9.1.5 Field 1.005: Date (DAT)

This mandatory element shall contain the date that the transaction was initiated. The date shall appear as eight digits, separated by dashes, in the format YYYY-MM-DD. The YYYY characters shall represent the year the transaction was initiated; the MM characters shall be the tens and units values of the month; and the DD characters shall be the tens and units values of the day in the month. For example, 2008-02-29 represents February 29, 2008. The complete date must be a legitimate date.

Complex element <ansi-nist:TransactionDate> shall have the simple element <nc:Date>, which will contain transaction date data.

```
<ansi-nist:TransactionDate>
  <nc:Date>2008-02-29</nc:Date>
</ansi-nist:TransactionDate>
```

209.1.3.2 Element <ansi-nist:TransactionDestinationOrganization>

Cross-reference: Part 1, Section 9.1.7 Field 1.007: Destination agency identifier (DAI)

This mandatory complex element shall contain the identifier of the administration or organization designated to receive the transmission. The size and data content of this element shall be user-defined and in accordance with the receiving agency.

Element <ansi-nist:TransactionDestinationOrganization> shall have two child elements: a mandatory <nc:OrganizationIdentification> and an optional <nc:OrganizationName>. Complex element <nc:OrganizationIdentification> shall have a single child element <nc:IdentificationID>, which will contain the alphanumeric organizational ID datum. Element <nc:OrganizationName> shall contain the datum for the text name of the organization.

```
<ansi-nist:TransactionDestinationOrganization>
  <nc:OrganizationIdentification>
    <nc:IdentificationID>WI013415Y</nc:IdentificationID>
  </nc:OrganizationIdentification>
  <nc:OrganizationName>Text</nc:OrganizationName>
</ansi-nist:TransactionDestinationOrganization>
```

209.1.3.3 Element <ansi-nist:TransactionOriginatingOrganization>

Cross-reference: Part 1, Section 9.1.8 Field 1.008: Originating agency identifier (ORI)

This mandatory complex element shall contain the identifier of the administration or organization originating the transaction. The size and data content of this element shall be user-defined and in accordance with the receiving agency.

Element <ansi-nist:TransactionOriginatingOrganization> shall have two child elements: a mandatory <nc:OrganizationIdentification> and an optional <nc:OrganizationName>. Complex element <nc:OrganizationIdentification> shall have a single child element <nc:IdentificationID>, which will contain the alphanumeric organizational ID datum. Element <nc:OrganizationName> shall contain the datum for the text name of the organization.

```
<ansi-nist:TransactionOriginatingOrganization>
  <nc:OrganizationIdentification>
    <nc:IdentificationID>WI013415Y</nc:IdentificationID>
  </nc:OrganizationIdentification>
  <nc:OrganizationName>Text</nc:OrganizationName>
</ansi-nist:TransactionOriginatingOrganization>
```

209.1.3.4 Element <ansi-nist:TransactionUTCDate>

Cross-reference: Part 1, Section 9.1.14 Field 1.014: Date (GMT)

This optional element provides a mechanism for expressing the date and time in terms of universal Greenwich Mean Time (GMT) units, also called Coordinated Universal Time (UTC), also called Zulu Time (Z). If used, the <ansi-nist:TransactionUTCDate> element contains the universal date that will be in addition to the local date contained in <ansi-nist:TransactionDate>. Use of the GMT element eliminates local time inconsistencies encountered when a transaction and its response are transmitted between two places separated by several time zones. The GMT provides a universal date and 24-hour clock time independent of time zones. It is represented as "YYYY-MM-DDTHH:MM:SSZ", a 20-character string that is the concatenation of the date with the GMT, separated by the character "T", and concluding with a "Z". The "YYYY" characters shall represent the year of the transaction, the "MM" characters shall be the tens and units values of the month, the "DD" characters shall be the tens and units values of the day of the month, the "HH" characters represent the hour, the "MM" the minute, and the "SS" represents the second. The complete date shall not exceed the current date.

Complex element <ansi-nist:TransactionUTCDate> shall have the simple element <nc:DateTime>, which will contain transaction date and time data.

```
<ansi-nist:TransactionUTCDate>
  <nc:DateTime>2008-02-29T05:25:00Z </nc:DateTime>
</ansi-nist:TransactionUTCDate>
```

209.1.3.5 Element <ansi-nist:TransactionControlIdentification>

Cross-reference: Part 1, Section 9.1.9 Field 1.009: Transaction control number (TCN)

This mandatory element shall contain the Transaction Control Number as assigned by the originating agency. A unique alphanumeric control number shall be assigned to each transaction. For any transaction that requires a response, the respondent shall refer to this number in communicating with the originating agency.

Complex element <ansi-nist:TransactionControlIdentification> shall have the simple element <nc:IdentificationID>, which will contain the transaction control identification datum.

```
<ansi-nist:TransactionControlIdentification>
  <nc:IdentificationID>56839</nc:IdentificationID>
</ansi-nist:TransactionControlIdentification>
```

209.1.3.6 Element <ansi-nist:TransactionControlReferenceIdentification>

Cross-reference: Part 1, Section 9.1.10 Field 1.010: Transaction control reference (TCR)

This optional element shall be used for responses that refer to the TCN of a previous transaction involving an inquiry or other action that required a response.

Complex element <ansi-nist:TransactionControlReferenceIdentification> shall have the simple element <nc:IdentificationID>, which will contain the transaction control reference identification datum.

```
<ansi-nist:TransactionControlReferenceIdentification>
  <nc:IdentificationID>56839</nc:IdentificationID>
</ansi-nist:TransactionControlReferenceIdentification>
```

209.1.3.7 Element <ansi-nist:TransactionDomain>

Cross-reference: Part 1, Section 9.1.13 Field 1.013: Domain name (DOM)

This optional complex element identifies the domain name for the user-defined Type-2 logical record implementation. If present, the domain name may only appear once within a transaction. It shall consist of one or two information items. One mandatory child information item will uniquely identify the agency, entity, or implementation used for formatting the content in the Type-2 record. Another optional child information item will contain the unique version of the particular implementation. The default value for the domain name shall be the North American Domain implementation "NORAM".

Complex element <ansi-nist:TransactionDomain> shall have two child elements, <ansi-nist:DomainVersionNumberIdentification> and <ansi-nist:OrganizationName>. Complex element <ansi-nist:DomainVersionNumberIdentification> shall have the simple element <nc:IdentificationID>, which will contain the domain version number datum.

```
<ansi-nist:TransactionDomain>
  <ansi-nist:DomainVersionNumberIdentification>
    <nc:IdentificationID>7.02</nc:IdentificationID>
  </ansi-nist:DomainVersionNumberIdentification>
  <ansi-nist:OrganizationName>NORAM
</ansi-nist:OrganizationName>
</ansi-nist:TransactionDomain>
```

209.1.3.8 Element <ansi-nist:TransactionImageResolutionDetails>

This is a mandatory complex element. The native scanning resolution and nominal transmitting resolution elements are nested within, as described in the subsections below.

```
<ansi-nist:TransactionImageResolutionDetails>
  [. . . Image resolution elements . . .]
</ansi-nist:TransactionImageResolutionDetails>
```

209.1.3.8.1 Element <ansi-nist:NativeScanningResolutionValue>

Cross-reference: Part 1, Section 9.1.11 Field 1.011: Native scanning resolution (NSR)

This mandatory element shall specify the native scanning resolution of the AFIS or other fingerprint or palmprint image capture device supported by the originator of the transmission. The

value permits the recipient of this transaction to send response data at a transmitting resolution tailored to the NSR (if it is able to do so) or to the minimum scanning resolution. The value shall be expressed as five bytes specifying the native scanning resolution in pixels per millimeter. The resolution shall be expressed as two numeric characters followed by a decimal point and two more numeric characters (e.g., 19.69). This element is needed because the interchange of fingerprint information between systems of the same manufacturer may, in some instances, be more efficiently done at a transmitting resolution equal to the native scanning resolution of the system rather than at the minimum scanning resolution specified in this standard. For transactions that do not contain Type-3 through Type-7 fingerprint image records, the value shall be set to "00.00".

```
<ansi-nist:NativeScanningResolutionValue>19.69
</ansi-nist:NativeScanningResolutionValue>
```

209.1.3.8.2 Element <ansi-nist:NominalTransmittingResolutionValue>

Cross-reference: Part 1, Section 9.1.12 Field 1.012: Nominal transmitting resolution (NTR)

This mandatory element shall specify the nominal transmitting resolution for the fingerprint or palprint image(s) being exchanged. The value shall be expressed as five bytes specifying the transmitting resolution in pixels per millimeter. The resolution shall be expressed as two numeric characters followed by a decimal point and two more numeric characters (e.g., 19.69). The transmitting resolution shall be within the range specified by the transmitting resolution requirement. For transactions that do not contain Type-3 through Type-7 fingerprint image records, the value shall be set to "00.00".

```
<ansi-nist:NominalTransmittingValue>19.69
</ansi-nist:NominalTransmittingResolutionValue>
```

209.1.3.9 Element <ansi-nist:TransactionMajorVersionValue>

Cross-reference: Part 1, Section 9.1.2 Field 1.002: Version number (VER), first two characters

This mandatory two-byte ASCII value shall be used to specify the current *major* version number of the standard implemented by the software or system creating the file. The entry in this element for the 2000 version is "03" and the entry for this 2007 version of the approved standard shall be "04". This version number addresses the optional inclusion of the logical Type-10 through Type-17 and Type-99 image records.

```
<ansi-nist:TransactionMajorVersionValue>04
</ansi-nist:TransactionMajorVersionValue>
```

209.1.3.10 Element <ansi-nist:TransactionMinorVersionValue>

Cross-reference: Part 1, Section 9.1.2 Field 1.002: Version number (VER), last two characters

This mandatory two-byte ASCII value shall be used to specify the current *minor* version number of the standard implemented by the software or system creating the file. The initial revision number for a version shall be "00".

```
<ansi-nist:TransactionMinorVersionValue>00
</ansi-nist:TransactionMinorVersionValue>
```

209.1.3.11 Element <ansi-nist:TransactionPriorityValue>

Cross-reference: Part 1, Section 9.1.6 Field 1.006: Priority (PRY)

This optional element shall contain a single information character to designate the urgency with which a response is desired. The values shall range from "1" to "9", with "1" denoting the highest priority. The default value shall be defined by the agency receiving the transaction.

```
<ansi-nist:TransactionPriorityValue>5
</ansi-nist:TransactionPriorityValue>
```

209.1.3.12 Element <ansi-nist:TransactionCategoryCode>

Cross-reference: Part 1, Section 9.1.4 Field 1.004: Type of transaction (TOT)

This mandatory element shall contain an identifier, which designates the type of transaction and subsequent processing that this file should be given. (Note: Type of Transaction shall be in accordance with definitions provided by the receiving agency.)

```
<ansi-nist:TransactionCategoryCode>CAR
</ansi-nist:TransactionCategoryCode>
```

209.1.3.13 Element <ansi-nist:TransactionContentSummary>

Cross-reference: Part 1, Section 9.1.3 Field 1.003: File content (CNT)

This mandatory complex element shall list and identify each of the logical records in the file by record type. It also specifies the order in which the remaining logical records shall appear in the file. It shall consist of three child elements. The first two have one occurrence each. The third complex element child is repeated, one occurrence for each logical record in the package following this Type-1 information record.

The first child element, <ansi-nist:ContentFirstRecordCategoryCode>, shall relate to this Type-1 Transaction record. The value of this child element shall be the single character "1" (selected from Table 204) indicating that this is a Type-1 record consisting of header information.

The second child element, <ansi-nist:ContentRecordCount>, shall be the sum of the Type-2 through Type-99 logical records contained in this exchange package. This is also a count of the number of occurrences of the third child element <ansi-nist:ContentRecordSummary>.

The third child element, <ansi-nist:ContentRecordSummary>, is a complex element each occurrence of which relates to a single Type-2 through Type-99 logical record contained in the package. Two child elements shall comprise each occurrence of <ansi-nist:ContentRecordSummary>. The first child element, <ansi-nist:ImageReferenceIdentification> shall be the IDC associated with the logical record. The IDC shall be a positive integer equal to or greater than zero. The second child element, <ansi-nist:RecordCategoryCode>, shall be the record identifier character(s) chosen from Table 204 that identifies the record type. The complex element <ansi-nist:ContentRecordSummary> shall be repeated once for every record in the exchange package except record Type-1.

Complex element <ansi-nist:ImageReferenceIdentification> shall have the simple element <nc:IdentificationID>, which will contain the IDC datum.

```

<ansi-nist:TransactionContentSummary>
  <ansi-nist:ContentFirstRecordCategoryCode>1
</ansi-nist:ContentFirstRecordCategoryCode>
  <ansi-nist:ContentRecordCount>2
</ansi-nist:ContentRecordCount>
  <ansi-nist:ContentRecordSummary>
    <ansi-nist:ImageReferenceIdentification>
      <nc:IdentificationID>00</nc:IdentificationID>
    </ansi-nist:ImageReferenceIdentification>
    <ansi-nist:RecordCategoryCode>2
    </ansi-nist:RecordCategoryCode>
  </ansi-nist:ContentRecordSummary>
  <ansi-nist:ContentRecordSummary>
    <ansi-nist:ImageReferenceIdentification>
      <nc:IdentificationID>01</nc:IdentificationID>
    </ansi-nist:ImageReferenceIdentification>
    <ansi-nist:RecordCategoryCode>15
    </ansi-nist:RecordCategoryCode>
  </ansi-nist:ContentRecordSummary>
</ansi-nist:TransactionContentSummary>

```

209.1.3.14 Element <ansi-nist:TransactionCharacterSetDirectory>

Cross-reference: Part 1, Section 9.1.15 Field 1.015: Directory of character sets (DCS)

This optional complex element contains information about a single character set other than 7-bit ASCII that may appear within this package. Multiple occurrences of this element may be used to represent a directory or list of character sets other than 7-bit ASCII that may appear.

This element shall contain three child elements. The first information item, <ansi-nist:CharacterSetCommonNameCode> shall be the common name for the character set associated with an index number from Table 208. (Table 208 is the same as Table 9 in Part 1.) The second information item, <ansi-nist:CharacterSetIndexCode>, is the three-character identifier for the character set index number that references an associated character set throughout the transaction exchange package. The optional third information item, <ansi-nist:CharacterSetVersionIdentification>, is the specific version of the character set used.

In the case of the use of UTF-8, the third optional information item can be used to hold the specific version of the character set used with UTF-8, so that the display terminal can be switched to the correct font family. Table 208 lists the reserved named character sets and their associated 3-character index numbers.

The complex element <ansi-nist:TransactionCharacterSetDirectory> may appear multiple times, once for each character set other than 7-bit ASCII that may appear within this package.

Complex element <ansi-nist:CharacterSetVersionIdentification> shall have the simple element <nc:IdentificationID>, which will contain the version datum.

Table 208 Directory of character sets

Character set index	Character set name	Description
000	ASCII	7-bit English (Default)
001	ASCII	8-bit Latin
002	UNICODE	16-bit
003	UTF-8	8-bit
004-127	-----	Reserved for ANSI/NIST future use
128-999	-----	User-defined character sets

```

<ansi-nist:TransactionCharacterSetDirectory>
  <ansi-nist:CharacterSetCommonNameCode>UNICODE
</ansi-nist:CharacterSetCommonNameCode>
  <ansi-nist:CharacterSetIndexCode>002
</ansi-nist:CharacterSetIndexCode>
  <ansi-nist:CharacterSetVersionIdentification>
    <nc:IdentificationID>000<nc:IdentificationID>
  </ansi-nist:CharacterSetVersionIdentification>
</ansi-nist:TransactionCharacterSetDirectory>

```

209.2 End of transaction information record Type-1

The Type-1 logical record shall end with the XML tag </itl:PackageInformationRecord>.

210 Type-2 user-defined descriptive text record

Type-2 logical records shall contain textual information relating to the subject of the exchange package and shall be represented in an ASCII format. This record may include such information as the state or FBI numbers, physical characteristics, demographic data, and the subject's criminal history. Every exchange package usually contains one or more Type-2 records, which is dependent upon the entry in the <ansi-nist:TransactionCategoryCode> element (Part 1 Type-of-Transaction, field 1.004, TOT). Table 209 lists the contents of the records. (This table has no equivalent in Part 1.)

210.1 XML elements for Type-2 logical records

Type-2 records shall be contained within this complex element:

```

<itl:PackageDescriptiveTextRecord>
  [. . . Type 02 Record Content . . .]
</itl:PackageDescriptiveTextRecord>

```

The first two data elements of the Type-2 record are mandatory, ordered, and defined by this standard. The remaining content of the record(s) shall conform to the format, content, and requirements of the subscribed Domain Name (DOM), <ansi-nist:TransactionDomain>, used by the agency to which the exchange package is being sent.

Table 209 Type-2 user-defined descriptive text record

Part 1 Ident	Cond code	Part 1 Field Number	Part 2 XML Element Name	Occur count	
				min	Max
LEN		2.001			0
	M		<ansi-nist:RecordCategoryCode>	1	1
IDC	M	2.002	<ansi-nist:ImageReferenceIdentification>	1	1
	O	2.003 and higher	<itl:UserDefinedDescriptiveText>	0	1
	O		<itl:DomainDefinedDescriptiveText>	0	1
	O		<itl:OtherDescriptiveText>	0	1

210.1.1 Record length

Cross-reference: Part 1, Section 10.1.1 Field 2.001: Logical record length (LEN)

There is no corresponding Part 2 XML element.

210.1.2 Element <ansi-nist:RecordCategoryCode>

This mandatory Part 2 element has no corresponding field in Part 1. It is used to identify the record type. For the Type-2 record, it shall contain a value of 02.

```
<ansi-nist:RecordCategoryCode>02</ansi-nist:RecordCategoryCode>
```

210.1.3 Element <ansi-nist:ImageReferenceIdentification>

Cross-reference: Part 1, Section 10.1.2 Field 2.002: Image designation character (IDC)

This mandatory complex element shall be used to identify the user-defined text data contained in the record. The content of this element shall match the <ansi-nist:ImageReferenceIdentification> found in the <ansi-nist:TransactionContentSummary> element of the Type-1 record.

Complex element <ansi-nist:ImageReferenceIdentification> shall contain the simple element <nc:IdentificationID>, which shall contain the image reference identification datum.

```
<ansi-nist:ImageReferenceIdentification>
  <nc:IdentificationID>00</nc:IdentificationID>
</ansi-nist:ImageReferenceIdentification>
```

210.1.4 Element <itl:UserDefinedDescriptiveText>

Cross-reference: Part 1, Section 10.1.3 Fields 2.003 and above: User-defined fields

This is a optional complex element. The user-defined content elements are nested within, as described in the subsections below.

```
<itl:UserDefinedDescriptiveText>
    [. . . Domain and other descriptive elements . . .]
</itl:UserDefinedDescriptiveText>
```

210.1.4.1 Element <itl:DomainDefinedDescriptiveText>

This element shall only contain content defined by the Domain owner specified in the Type-1 record element <ansi-nist:TransactionDomain>. Individual XML elements, required for given transaction types, including tag names and content, shall conform to the specifications set forth by the agency to whom the exchange package is being sent. Each user-defined XML element used in the Type-2 record and its format shall conform to the requirements contained in Section 208.2.2.

Complex element <itl:DomainDefinedDescriptiveText> is abstract, and as such is unusable by itself. Implementers should define, in an extension schema, a substitution element containing user-defined child elements from the user's domain.

A substitution element should be defined in a user's extension schema similar to this:

```
<xsd:element name="DomainDefinedDescriptiveText"
  substitutionGroup="itl:DomainDefinedDescriptiveText"
  type="user-domain:DomainDefinedDescriptiveTextType"/>

<xsd:complexType name="DomainDefinedDescriptiveTextType">
  <xsd:complexContent>
    <xsd:extension base="s:ComplexObjectType">
      <xsd:sequence>
        <xsd:element ref="user-domain:OneField"/>
        <xsd:element ref="user-domain:TwoField"/>
      </xsd:sequence>
    </xsd:extension>
  </xsd:complexContent>
</xsd:complexType>
```

The element would then appear in an instance document like this:

```
<user-domain:DomainDefinedDescriptiveText>
  <user-domain:OneField>Text</user-domain:OneField>
  <user-domain:TwoField>Text</user-domain:TwoField>
</user-domain:DomainDefinedDescriptiveText>
```

210.1.4.2 Element <itl:OtherDescriptiveText>

This element shall contain additional content not defined by a Domain owner, but necessary for information exchange between certain parties. Individual XML elements, required for given transaction types, including tag names and content, shall conform to the specifications set forth by the agency to whom the exchange package is being sent. Each user-defined XML element

used in the Type-2 record and its format shall conform to the requirements contained in Section 208.2.2.

Complex element `<itl:OtherDescriptiveText>` is abstract, and as such is unusable by itself. Implementers should define, in an extension schema, a substitution element containing user-defined child elements from the user's domain.

A substitution element should be defined in a user's extension schema similar to this:

```
<xsd:element name="OtherDescriptiveText"
  substitutionGroup="itl:OtherDescriptiveText"
  type="user-domain:OtherDescriptiveTextType"/>

<xsd:complexType name="OtherDescriptiveTextType">
  <xsd:complexContent>
    <xsd:extension base="s:ComplexObjectType">
      <xsd:sequence>
        <xsd:element ref="user-domain:OneField"/>
        <xsd:element ref="user-domain:TwoField"/>
      </xsd:sequence>
    </xsd:extension>
  </xsd:complexContent>
</xsd:complexType>
```

The element would then appear in an instance document like this:

```
<user-domain:OtherDescriptiveText>
  <user-domain:OneField>Text</user-domain:OneField>
  <user-domain:TwoField>Text</user-domain:TwoField>
</user-domain:OtherDescriptiveText>
```

210.2 End of Type-2 user-defined descriptive text record

The Type-2 logical record shall end with the XML tag `</itl:PackageDescriptiveTextRecord>`.

210.3 Additional user-defined descriptive text records

Additional Type-2 records may be included in the exchange package. For each additional user-defined descriptive text record present, the `<ansi-nist:RecordCategoryCode>` and `<ansi-nist:ImageReferenceIdentification>` elements will be required together with additional Type-2 content needed.

211 Type-3 through Type-6 fingerprint image records

211.1 General

As discussed in Section 208.1.3, the Type-3 through Type-6 logical records are based on the use of a captured fingerprint image obtained using a scanning resolution that is at least as great as the minimal scanning resolution of 19.69 ppm (500 ppi). The records differ from each other based on the properties of the transmitted image - data type (grayscale or binary) and resolution (scanning resolution or half-resolution).

All four of the logical records use the same XML element structure for the record and exchange of data. For this Part 2 version of the standard, all data are represented as ASCII data. The data values are not required to be fixed length. The order in which the XML elements must appear is defined in the subsections that follow. Table 210 lists the contents of the records. (Table 210 corresponds to Table 10 in Part 1.)

211.2 Types 3-6 logical record XML elements

The Type-3 record shall be contained within this complex element:

```
<itl:PackageLowResolutionGrayscaleImageRecord>
  [. . . Type 03 Record Content . . .]
</itl:PackageLowResolutionGrayscaleImageRecord>
```

The Type-4 record shall be contained within this complex element:

```
<itl:PackageHighResolutionGrayscaleImageRecord>
  [. . . Type 04 Record Content . . .]
</itl:PackageHighResolutionGrayscaleImageRecord>
```

The Type-5 record shall be contained within this complex element:

```
<itl:PackageLowResolutionBinaryImageRecord>
  [. . . Type 05 Record Content . . .]
</itl:PackageLowResolutionBinaryImageRecord>
```

The Type-6 record shall be contained within this complex element:

```
<itl:PackageHighResolutionBinaryImageRecord>
  [. . . Type 06 Record Content . . .]
</itl:PackageHighResolutionBinaryImageRecord>
```

The following descriptions for each element in Table 210 are applicable to logical record types 3-6.

211.2.1 Record length

Cross-reference: Part 1, Section 11.2.1: Logical record length (LEN)

There is no corresponding Part 2 XML element.

211.2.2 Element <ansi-nist:RecordCategoryCode>

This mandatory Part 2 element has no corresponding field in Part 1. It is used to identify the record type. For the Type-3 through Type-6 records, it shall contain a value of 03, 04, 05, or 06, respectively.

```
<ansi-nist:RecordCategoryCode>03</ansi-nist:RecordCategoryCode>
```

211.2.3 Element <ansi-nist:ImageReferenceIdentification>

Cross-reference: Part 1, Section 11.2.2: Image designation character (IDC)

This mandatory complex element shall be used to identify the image data contained in the record. The content of this element shall match the <ansi-nist:ImageReferenceIdentification> found in the <ansi-nist:TransactionContentSummary> element of the Type-1 record.

Complex element `<ansi-nist:ImageReferenceIdentification>` shall contain the simple element `<nc:IdentificationID>`, which shall contain the image reference identification datum.

```
<ansi-nist:ImageReferenceIdentification>
  <nc:IdentificationID>01</nc:IdentificationID>
</ansi-nist:ImageReferenceIdentification>
```

Table 210 Type 3-6 record layout

Part 1 Ident	Cond code	Part 1 Field Number	Part 2 XML Element Name	Occur count	
				min	Max
LEN		1			0
	M		<code><ansi-nist:RecordCategoryCode></code>	1	1
IDC	M	2	<code><ansi-nist:ImageReferenceIdentification></code>	1	1
	M		<code><ansi-nist:FingerprintImage></code>	1	1
image data	M		<code><nc:BinaryBase64Object></code>	1	1
	M		<code><ansi-nist:ImageCaptureDetail></code>	1	1
ISR	M		<code><ansi-nist:CaptureResolutionCode></code>	1	1
GCA/BCA	M		<code><ansi-nist:ImageCompressionAlgorithmCode></code>	1	1
HLL	M		<code><ansi-nist:ImageHorizontalLineLengthPixelQuantity></code>	1	1
VLL	M		<code><ansi-nist:ImageVerticalLineLengthPixelQuantity></code>	1	1
FGP	M		<code><ansi-nist:FingerprintImagePosition></code>	1	1
FGP	M		<code><ansi-nist:FingerPositionCode></code>	1	6
IMP	M		<code><ansi-nist:FingerprintImageImpressionCaptureCategoryCode></code>	1	1

211.2.4 Element `<ansi-nist:FingerprintImage>`

This is a mandatory complex element. All of the remaining elements in the Type-3 through Type-6 records are nested within, as described in the subsections below.

```
<ansi-nist:FingerprintImage>
  [. . . Image elements . . .]
</ansi-nist:FingerprintImage>
```

211.2.4.1 Element `<nc:BinaryBase64Object>`

Cross-reference: Part 1, Section 11.2.9: Image data

This mandatory element shall contain the image data. Each pixel of the uncompressed grayscale image shall be quantized to eight bits (256 gray levels) contained in a single byte. For the

exchange of an uncompressed binary image, eight pixels shall be left justified and packed into a single unsigned byte. The most significant bit of the byte shall be the first of the eight pixels scanned. If compression is used, the pixel data shall be compressed in accordance with the compression technique specified in the <ansi-nist:ImageCompressionAlgorithmCode> element (CGA / BCA).

The image data shall be converted to ASCII characters using the Base64 encoding algorithm.

```
<nc:BinaryBase64Object>base64 data</nc:BinaryBase64Object>
```

211.2.4.2 Element <ansi-nist:ImageCaptureDetail>

This mandatory complex element contains the single child element described in the subsection below.

```
<ansi-nist:ImageCaptureDetail>
  [. . . Image capture elements . . .]
</ansi-nist:ImageCaptureDetail>
```

211.2.4.2.1 Element <ansi-nist:CaptureResolutionCode>

Cross-reference: Part 1, Section 11.2.5: Image scanning resolution (ISR)

This element is mandatory.

- For Type-3 or Type-5 logical records, it shall contain the ASCII character “0” if half the minimum scanning resolution is used and a “1” if half the native scanning resolution is used;
- For Type-4 or Type-6 logical records, it shall contain the ASCII character “0” if the minimum scanning resolution is used and a “1” if the native scanning resolution is used.

See Section 206.2 where it is stated that the preferred transmitting resolution shall be the same as the minimum scanning resolution.

```
<ansi-nist:CaptureResolutionCode>1
</ansi-nist:CaptureResolutionCode>
```

211.2.4.3 Element <ansi-nist:ImageCompressionAlgorithmCode>

Cross-reference: Part 1, Section 11.2.8: Compression algorithm (GCA / BCA)

This element is mandatory. It shall be used to specify the type of compression algorithm used (if any). The ASCII character “0” denotes no compression. Otherwise, the contents of this byte shall be the ASCII representation of the number allocated to the particular compression technique used by the interchange parties. The specific code for each algorithm can be found in Table 201 or Table 202 or from the domain registrar who will maintain a registry relating these numbers to the compression algorithms.

- For the Type-3 logical record, there is no recommendation for a commonly used grayscale compression algorithm;
- For the Type-4 logical record, the Wavelet Scalar Quantization (WSQ) or the JPEG 10918 standard algorithms are recommended for compressing the high-resolution grayscale data;
- For Type-5 or Type 6 logical records, the Facsimile ANSI/EIA 538-1988 algorithm is recommended for the lossless compression and decompression of binary fingerprint images.

```
<ansi-nist:ImageCompressionAlgorithmCode>0
</ansi-nist:ImageCompressionAlgorithmCode>
```

211.2.4.4 Element <ansi-nist:ImageHorizontalLineLengthPixelQuantity>

Cross-reference: Part 1, Section 11.2.6: Horizontal line length (HLL)

This mandatory element shall contain the number of pixels contained on a single horizontal line of the transmitted image.

```
<ansi-nist:ImageHorizontalLineLengthPixelQuantity>80
</ansi-nist:ImageHorizontalLineLengthPixelQuantity>
```

211.2.4.5 Element <ansi-nist:ImageVerticalLineLengthPixelQuantity>

Cross-reference: Part 1, Section 11.2.7: Vertical line length (VLL)

This mandatory element shall contain the number of horizontal lines contained in the transmitted image.

```
<ansi-nist:ImageVerticalLineLengthPixelQuantity>65
</ansi-nist:ImageVerticalLineLengthPixelQuantity>
```

211.2.4.6 Element <ansi-nist:FingerprintImagePosition>

Cross-reference: Part 1, Section 11.2.4: Finger position (FGP)

This mandatory complex element contains the child element(s) described in the subsection below. This element shall contain possible finger positions for the image.

```
<ansi-nist:FingerprintImagePosition>
  [. . . Finger position code element(s) . . .]
</ansi-nist:FingerprintImagePosition>
```

211.2.4.6.1 Element <ansi-nist:FingerPositionCode>

Cross-reference: Part 1, Section 11.2.4: Finger position (FGP)

At least one occurrence of this element is mandatory. The first occurrence shall correspond to the known or most probable finger position. Following the first occurrence of <ansi-nist:FingerPositionCode>, up to five additional finger positions may be referenced by repeating occurrences of <ansi-nist:FingerPositionCode>. Each occurrence of this element shall contain one possible finger position. The decimal code number corresponding to the finger position shall be taken from Table 212 (only finger numbers 0-14 apply to Types 3-6) and entered as an ASCII number. Table 212 also lists the maximum image width and height dimensions for each of the finger positions. (Table 212 is the same as Table 12 in Part 1.)

The code "0", for "Unknown Finger", shall be used to reference every finger position from one through ten.

For compatibility with the Part 1 version of the standard, the ASCII value “255” is allowable, but not required. This value was a filler for unused finger position elements. No more than six occurrences of this element are permitted.

```
<ansi-nist:FingerPositionCode>12</ansi-nist:FingerPositionCode>
<ansi-nist:FingerPositionCode>11</ansi-nist:FingerPositionCode>
<ansi-nist:FingerPositionCode>255</ansi-nist:FingerPositionCode>
<ansi-nist:FingerPositionCode>255</ansi-nist:FingerPositionCode>
<ansi-nist:FingerPositionCode>255</ansi-nist:FingerPositionCode>
<ansi-nist:FingerPositionCode>255</ansi-nist:FingerPositionCode>
```

211.2.4.7 Element <ansi-nist:FingerprintImageImpressionCaptureCategoryCode>

Cross-reference: Part 1, Section 11.2.3: Impression type (IMP)

This element is mandatory. The code selected from Table 211, describing the manner by which the fingerprint image information was obtained, shall be entered in this element. (Table 211 is the same as Table 11 in Part 1.)

```
<ansi-nist:FingerprintImageImpressionCaptureCategoryCode>1
</ansi-nist:FingerprintImageImpressionCaptureCategoryCode>
```

Table 211 Finger & palm impression types

Description	Code
Live-scan plain	0
Live-scan rolled	1
Nonlive-scan plain	2
Nonlive-scan rolled	3
Latent impression	4
Latent tracing	5
Latent photo	6
Latent lift	7
Live-scan vertical swipe	8
Live-scan palm	10
Nonlive-scan palm	11
Latent palm impression	12
Latent palm tracing	13
Latent palm photo	14
Latent palm lift	15
Live-scan optical contact plain	20
Live-scan optical contact rolled	21
Live-scan non-optical contact plain	22
Live-scan non-optical contact rolled	23
Live-scan optical contactless plain	24
Live-scan optical contactless rolled	25
Live-scan non-optical contactless plain	26
Live-scan non-optical contactless rolled	27
Other	28
Unknown	29

Note: Table 211 is also used to describe the manner by which palm image information was obtained.

Table 212 Finger position code & maximum image dimensions

Finger position	Finger code	Width		Length	
		(mm)	(in)	(mm)	(in)
Unknown	0	40.6	1.6	38.1	1.5
Right thumb	1	40.6	1.6	38.1	1.5
Right index finger	2	40.6	1.6	38.1	1.5
Right middle finger	3	40.6	1.6	38.1	1.5
Right ring finger	4	40.6	1.6	38.1	1.5
Right little finger	5	40.6	1.6	38.1	1.5
Left thumb	6	40.6	1.6	38.1	1.5
Left index finger	7	40.6	1.6	38.1	1.5
Left middle finger	8	40.6	1.6	38.1	1.5
Left ring finger	9	40.6	1.6	38.1	1.5
Left little finger	10	40.6	1.6	38.1	1.5
Plain right thumb	11	25.4	1.0	50.8	2.0
Plain left thumb	12	25.4	1.0	50.8	2.0
Plain right four fingers	13	81.3	3.2	76.2	3.0
Plain left four fingers	14	81.3	3.2	76.2	3.0
Left & right thumbs	15	81.3	3.2	76.2	3.0
EJI or tip	19	114.3	4.5	127.0	5.0

Note: Finger codes 15 and 19 apply to tagged-field fingerprint image records.

211.3 End of fixed-resolution fingerprint image record

The Type-3 logical record shall end with the XML tag
</itl:PackageLowResolutionGrayscaleImageRecord>.

The Type-4 logical record shall end with the XML tag
</itl:PackageHighResolutionGrayscaleImageRecord>.

The Type-5 logical record shall end with the XML tag
</itl:PackageLowResolutionBinaryImageRecord>.

The Type-6 logical record shall end with the XML tag
</itl:PackageHighResolutionBinaryImageRecord>.

211.4 Additional fixed-resolution image records

Typically, for each of these logical record types, there may be up to thirteen additional images contained within the exchange package. For each additional image, a logical record is required.

212 Type-7 user-defined image record

Type-7 logical records shall contain user-defined image information relating to the exchange package submitted for processing. This record type was originally defined to handle miscellaneous images such as those pertaining to mugshots, latent prints, palmprints, wrists, toes, soles, etc., that were not addressed elsewhere in the standard. However, it is not intended that the use of the Type-7 record is restricted by the existence of other record types in this standard.

Type-7 records are still commonly used for the exchange of latent fingerprints. But since its creation, other record types have also been formally defined and are used by this standard to handle mugshots (Type-10), latent fingerprint images (Type-13), variable-resolution fingerprint images (Type-14), palmprint images (Type-15), and other user-defined image records (Type-16).

These images shall consist of scanned pixels that may be either binary or grayscale output. Each grayscale pixel value shall be expressed as an unsigned byte. A value of "0" shall be used to define a black pixel, and an unsigned value of "255" shall be used to define a white pixel. For binary pixels, a value of "0" shall represent a white pixel, and a value of "1" shall represent a black pixel. If compression is used, the algorithm shall be the same as that specified for Type-3 through Type-6 logical records. Table 213 lists the contents of the records. (This table has no equivalent in Part 1.)

212.1 XML elements for Type-7 logical records

Type-7 records shall be contained within this complex element:

```
<itl:PackageUserDefinedImageRecord>
    [. . . Type 07 Record Content . . .]
</itl:PackageUserDefinedImageRecord>
```

The XML Part 2 version of the Type-7 logical record shall be composed completely of ASCII data. The first two data elements of the Type-7 record are defined by this standard. Remaining record content shall conform to the requirements set forth by the agency receiving the exchange package.

Table 213 Type-7 user-defined image record

Part 1 Ident	Cond code	Part 2 XML Element Name	Occur count	
			min	Max
LEN				0
	M	<ansi-nist:RecordCategoryCode>	1	1
IDC	M	<ansi-nist:ImageReferenceIdentification>	1	1
	O	<itl:RecordImage>	0	1

212.1.1 Record length

Cross-reference: Part 1, Section 12.1.1: Logical record length (LEN)

There is no corresponding Part 2 XML element.

212.1.2 Element <ansi-nist:RecordCategoryCode>

This mandatory Part 2 element has no corresponding field in Part 1. It is used to identify the record type. For the Type-7 record, it shall contain a value of 07.

```
<ansi-nist:RecordCategoryCode>07</ansi-nist:RecordCategoryCode>
```

212.1.3 Element <ansi-nist:ImageReferenceIdentification>

Cross-reference: Part 1, Section 12.1.2: Image designation character (IDC)

This mandatory complex element shall be used to identify the image data contained in the record. The content of this element shall match the <ansi-nist:ImageReferenceIdentification> found in the <ansi-nist:TransactionContentSummary> element of the Type-1 record.

Complex element <ansi-nist:ImageReferenceIdentification> shall contain the simple element <nc:IdentificationID>, which shall contain the image reference identification datum.

```
<ansi-nist:ImageReferenceIdentification>
  <nc:IdentificationID>05</nc:IdentificationID>
</ansi-nist:ImageReferenceIdentification>
```

212.1.4 Element <itl:RecordImage>

Cross-reference: Part 1, Section 12.1.3: User-defined fields for Type-7 logical record

The remaining content of the Type-7 logical record shall be user-defined. Individual elements required for a given exchange package, such as element description, size, and content, shall conform to the specifications set forth by the agency to whom the package is being sent.

Complex element <itl:RecordImage> is abstract, and as such is unusable by itself. Implementers should define, in an extension schema, a substitution element containing user-defined child elements from the user's domain.

A substitution element should be defined in a user's extension schema similar to this:

```
<xsd:element name="UserDefinedImageRecord"
  substitutionGroup="itl:RecordImage"
  type="user-domain:UserDefinedImageRecordType"/>

<xsd:complexType name="UserDefinedImageRecordType">
  <xsd:complexContent>
    <xsd:extension base="s:ComplexObjectType">
      <xsd:sequence>
        <xsd:element ref="user-domain:OneField"/>
        <xsd:element ref="user-domain:TwoField"/>
      </xsd:sequence>
    </xsd:extension>
  </xsd:complexContent>
</xsd:complexType>
```

```

    </xsd:complexContent>
</xsd:complexType>

```

The element would then appear in an instance document like this:

```

<user-domain:UserDefinedImageRecord>
  <user-domain:OneField>Text</user-domain:OneField>
  <user-domain:TwoField>Text</user-domain:TwoField>
</user-domain:UserDefinedImageRecord>

```

212.2 End of Type-7 user-defined image record

The Type-7 logical record shall end with the XML tag <itl:PackageUserDefinedImageRecord>.

212.3 Additional user-defined descriptive text records

Additional images may be described within the exchange package. For each additional image, a Type-7 logical record is required.

213 Type-8 signature image record

Type-8 logical records shall contain either scanned or vectored signature data. Each Type-8 record shall cover an area of up to 1000 mm².

If scanned, the resolution shall be the minimum scanning resolution or the native scanning resolution, and the scan sequence shall be left to right and top to bottom. The scanned data shall be a binary representation quantized to two levels.

If vectored signature data is present, it shall be expressed as a series of numbers.

213.1 XML elements for the Type-8 logical record

When one or two Type-8 logical records are used, entries shall be provided in XML elements for each signature record. Table 214 provides a list of the elements for the Type-8 logical record. Elements containing entries in the "IMG" column are only applicable to that image type. An entry of "IMG" applies to a scanned signature image, and an entry of "VEC" applies to vectored signature data. (Table 214 corresponds to Table 13 in Part 1.)

The Type-8 record shall be contained within this complex element:

```

<itl:PackageSignatureImageRecord>
  [. . . Type 8 Record Content . . .]
</itl:PackageSignatureImageRecord>

```

In the subsections that follow, text in bold between opening and closing tags is informative and only included for illustrative purposes, unless otherwise specifically stated (as it is for <ansi-nist:RecordCategoryCode>, for example).

213.1.1 Record length

Cross-reference: Part 1, Section 13.1.1: Logical record length (LEN)

There is no corresponding Part 2 XML element.

213.1.2 Element <ansi-nist:RecordCategoryCode>

This mandatory Part 2 element has no corresponding field in Part 1. It is used to identify the record type. For the Type-8 record, it shall contain a value of 08.

```
<ansi-nist:RecordCategoryCode>08</ansi-nist:RecordCategoryCode>
```

213.1.3 Element <ansi-nist:ImageReferenceIdentification>

Cross-reference: Part 1, Section 13.1.2: Image designation character (IDC)

This mandatory complex element shall be used to identify the image data contained in the record. The content of this element shall match the <ansi-nist:ImageReferenceIdentification> found in the <ansi-nist:TransactionContentSummary> element of the Type-1 record.

Complex element <ansi-nist:ImageReferenceIdentification> shall contain the simple element <nc:IdentificationID>, which shall contain the image reference identification datum.

```
<ansi-nist:ImageReferenceIdentification>
  <nc:IdentificationID>6</nc:IdentificationID>
</ansi-nist:ImageReferenceIdentification>
```

Table 214 Type-8 record layout

Part 1 Ident	Cond code	Part 2 XML Element Name	IMG	Occur count	
				min	Max
LEN					0
	M	<ansi-nist:RecordCategoryCode>		1	1
IDC	M	<ansi-nist:ImageReferenceIdentification>		1	1
	M	<ansi-nist:SignatureImage>		1	1
DATA	*M	<nc:BinaryBase64Object>	IMG	*1	1
	M	<ansi-nist:ImageCaptureDetail>		1	1
ISR	M	<ansi-nist:CaptureResolutionCode>		1	1
HLL	M	<ansi-nist:ImageHorizontalLineLengthPixelQuantity>		1	1
VLL	M	<ansi-nist:ImageVerticalLineLengthPixelQuantity>		1	1
DATA	*M	<ansi-nist:SignatureImageVectorRepresentation>	VEC	*1	1
	*M	<ansi-nist:SignatureImageVector>	VEC	2	Unlim
SRT	M	<ansi-nist:SignatureRepresentationCode>		1	1
SIG	M	<ansi-nist:SignatureCategoryCode>		1	1

* Mandatory (or optional) for a particular image type

213.1.4 Element <ansi-nist:SignatureImage>

All of the remaining elements in the Type-8 record are nested within, as described in the subsections below.

```
<ansi-nist:SignatureImage>
    [. . . Signature image, or vectored data elements . . .]
</ansi-nist:SignatureImage>
```

213.1.4.1 Element <nc:BinaryBase64Object>

Cross-reference: Part 1, Section 13.1.8.1 and 13.1.8.2: Signature image data (DATA), scanned images

If the <ansi-nist:SignatureRepresentationCode> (SRT) element is “0” or “1”, this element is mandatory. This element shall not appear in a record if <ansi-nist:SignatureRepresentationCode> (SRT) element is “2”.

This element shall contain all of the data from a scanned signature image. The binary image data shall be converted to ASCII characters using the Base64 encoding algorithm.

Uncompressed scanned image data

If the <ansi-nist:SignatureRepresentationCode> (SRT) contains the value “0”, then this element shall contain the uncompressed scanned binary image data for the signature. In uncompressed mode, the data shall be packed at eight pixels per byte.

Compressed scanned image data

If the <ansi-nist:SignatureRepresentationCode> (SRT) element contains the value “1”, then this element shall contain the scanned binary image data for the signature in compressed form using the ANSI/EIA-538-1988 facsimile compression algorithm.

```
<nc:BinaryBase64Object>base64 data</nc:BinaryBase64Object>
```

213.1.4.2 Element <ansi-nist:ImageCaptureDetail>

This mandatory complex element contains the single child element described in the subsection below.

```
<ansi-nist:ImageCaptureDetail>
    [. . . Image capture elements . . .]
</ansi-nist:ImageCaptureDetail>
```

213.1.4.2.1 Element <ansi-nist:CaptureResolutionCode>

Cross-reference: Part 1, Section 13.1.5: Image scanning resolution (ISR)

This element is mandatory. It shall contain an ASCII “0” if the minimum scanning resolution is used and an ASCII “1” if the native scanning resolution is used. An ASCII value of “0” shall also be used if the image is vector data.

```
<ansi-nist:CaptureResolutionCode>1
</ansi-nist:CaptureResolutionCode>
```

213.1.4.3 Element <ansi-nist:ImageHorizontalLineLengthPixelQuantity>

Cross-reference: Part 1, Section 13.1.6: Horizontal line length (HLL)

This element is mandatory. For scanned signature data, this element shall be used to specify the number of pixels contained on a single horizontal line of the transmitted signature image. For vectored signature data, this element shall contain the ASCII value of "00".

```
<ansi-nist:ImageHorizontalLineLengthPixelQuantity>80
</ansi-nist:ImageHorizontalLineLengthPixelQuantity>
```

213.1.4.4 Element <ansi-nist:ImageVerticalLineLengthPixelQuantity>

Cross-reference: Part 1, Section 13.1.7: Vertical line length (VLL)

This element is mandatory. For scanned signature data, this element shall be used to specify the number of horizontal lines contained in the transmitted signature image. For vectored signature data, this element shall contain the ASCII value of "00".

```
<ansi-nist:ImageVerticalLineLengthPixelQuantity>65
</ansi-nist:ImageVerticalLineLengthPixelQuantity>
```

213.1.4.5 Element <ansi-nist:SignatureImageVectorRepresentation>

Cross-reference: Part 1, Section 13.1.8.3: Signature image data (DATA), Vectored image data

If the <ansi-nist:SignatureRepresentationCode> (SRT) element is "2", this element is mandatory. This element shall not appear in a record if <ansi-nist:SignatureRepresentationCode> (SRT) element is "0" or "1".

Vectored image data

If the <ansi-nist:SignatureRepresentationCode> (SRT) element contains the value of "2", then this complex parent element shall contain a list of vector elements describing the pen position and pen pressure of line segments within the signature. Each vector element shall be contained in the complex child element <ansi-nist:SignatureImageVector> described in the subsection below. The complex parent element <ansi-nist:SignatureImageVectorRepresentation> contains all the occurrences of the child element:

```
<ansi-nist:SignatureImageVectorRepresentation>
    [. . . Vector elements . . .]
</ansi-nist:SignatureImageVectorRepresentation>
```

213.1.4.5.1 Element <ansi-nist:SignatureImageVector>

Each occurrence of <ansi-nist:SignatureImageVector> shall contain information describing the coordinates of the end point of a vector, and a pen pressure setting.

A number between “0” and “255” contained in the <ansi-nist:VectorPenPressureValue> element shall represent the pen pressure. This shall be a constant pressure until the next vector becomes active. Values shall be represented as ASCII numeric characters. A pressure value of “0” shall represent a “pen-up” (or no pressure) condition. The pressure value of “1” shall represent the least recordable pressure for a particular device, while the value “254” shall represent the maximum recordable pressure for that device. To denote the end of the vector list, the value “255” shall be inserted in the <ansi-nist:VectorPenPressureValue> element.

The <ansi-nist:VectorPositionVerticalCoordinateValue> shall hold the Y coordinate of the pen position. The <ansi-nist:VectorPositionHorizontalCoordinateValue> shall hold the X coordinate of the pen position. Both the X and Y coordinates shall be expressed in units of .0254 mm (.001 inches) referenced from the bottom leftmost corner of the signature. Positive values of X shall increase from left to right and positive values of Y shall increase from bottom to top.

The <ansi-nist:SignatureImageVector> element may be repeated as many times as necessary to describe a signature image.

```
<ansi-nist:SignatureImageVector>
  <ansi-nist:VectorPenPressureValue>254
</ansi-nist:VectorPenPressureValue>
  <ansi-nist:VectorPositionVerticalCoordinateValue>0
</ansi-nist:VectorPositionVerticalCoordinateValue>
  <ansi-nist:VectorPositionHorizontalCoordinateValue>0
</ansi-nist:VectorPositionHorizontalCoordinateValue>
</ansi-nist:SignatureImageVector>
```

213.1.4.6 Element <ansi-nist:SignatureRepresentationCode>

Cross-reference: Part 1, Section 13.1.4: Signature representation type (SRT)

This element is mandatory. Its value shall be an ASCII “0” if the image is scanned and not compressed, an ASCII “1” if the image is scanned and compressed, and an ASCII “2” if the image is vector data.

```
<ansi-nist:SignatureRepresentationCode>0
</ansi-nist:SignatureRepresentationCode>
```

213.1.4.7 Element <ansi-nist:SignatureCategoryCode>

Cross-reference: Part 1, Section 1.1.3: Signature Type (SIG)

This element is mandatory. Its value shall be an ASCII “0” for the signature image of the subject or an ASCII “1” for the signature image of the official processing the transaction.

```
<ansi-nist:SignatureCategoryCode>0
</ansi-nist:SignatureCategoryCode>
```

213.2 End of Type-8 signature image record

The Type-8 logical record shall end with the XML tag </itl:PackageSignatureImageRecord>.

213.3 Additional variable-resolution latent image records

One more signature may be described within the file. For an additional signature, a Type-8 logical record is required.

214 Type-9 minutiae data record

Type-9 records shall contain XML elements and ASCII content describing minutiae and related information encoded from a finger or palm. For a tenprint search transaction, generally there may be up to ten of these Type-9 records in an exchange package, each of which shall be for a different finger. There may be up to eight records for palmprint searches - each record representing a different area on one of the two palms. The Type-9 record shall also be used to exchange the minutiae information from latent finger or palm images between similar or different systems.

Minutiae information may be extracted and encoded in any of several different manners depending on the system that is used to scan an image, extract minutiae, and encode the minutiae template. This standard defines an abstract XML element called `<itl:RecordMinutiae>`. Any number of concrete implementations can be defined to substitute for `<itl:RecordMinutiae>`.

This standard defines a NIST "Standard format." The concrete complex element `<itl:Minutiae>` substitutes for the abstract `<itl:RecordMinutiae>` creating a minutiae representation based on the conventions and parameters described below in Section 214.1.

Additional substitution elements may be defined by vendors to represent minutiae differently. Alternative elements constructed to substitute for `<itl:RecordMinutiae>` will allow vendors to encode minutiae data and any additional required characteristic or feature data in accordance with their own system's specific hardware and software configuration. The registration of blocks of substitution elements to specific vendors is controlled by the domain registrar responsible for the implementation domain. By default, this shall be the registrar for the North American Domain. Table 14 in the Part 1 version of this specification identifies vendors who have Part 1 alternate representations. None, as of this publication, has a Part 2 XML representation.

214.1 Minutiae and other information descriptors (Standard Format)

214.1.1 Minutiae type identification

This standard defines four identifier characters that are used to describe the minutia type. These are listed in Table 215. (Table 215 is the same as Table 15 in Part 1.) A ridge ending shall be designated Type A. It occurs at the point on a fingerprint or palmprint that a friction ridge begins or ends without splitting into two or more continuing ridges. The ridge must be longer than it is wide. A bifurcation shall be designated Type B. It occurs at the point that a ridge divides or splits to form two ridges that continue past the point of division for a distance that is at least equal to the spacing between adjacent ridges at the point of bifurcation. A minutia shall be designated Type C, a compound type, if it is either a trifurcation (a single ridge that splits into three ridges) or a crossover (two ridges that intersect). If a minutia cannot be clearly categorized as one of the above three types, it shall be designated as undetermined, Type D.

Table 215 Minutiae types

Type	Description
A	Ridge ending
B	Bifurcation
C	Compound (trifurcation or crossover)
D	Type undetermined

214.1.2 Minutia numbering

Each minutia shall be identified by an index number that is assigned to it. The numbering shall begin at "1" and be incremented by "1" for as many times as there are minutiae encountered. This allows each minutia to be uniquely identified. The numbering of the minutiae shall be unordered.

214.1.3 Minutiae ridge counts

As required, ridge counts shall be determined from each minutia in a fingerprint or palmprint to certain other neighboring minutiae. When this occurs, ridge counts between designated minutiae shall be associated with the applicable index numbers so as to ensure maintenance of the proper relationships. Rules for identifying neighboring minutiae and the method to be used for counting the intervening ridge crossings are not part of this "standard format."

214.1.4 Minutiae coordinate system

The relative position of minutiae entered in Type-9 records shall be expressed as positive integers in units of 0.01 mm (0.00039 in) in a Cartesian coordinate system located in Quadrant 1. In this coordinate system, values of X increase from left to right and values of Y increase from bottom to top.

Note (Informative) – This standard follows the practice of placing the origin at the lower left corner for describing the location of minutiae. This is in contrast to the placement of the origin in the upper left-hand corner which is conventionally used for images.

For encoded minutiae from fingerprints, values for both X and Y are equal to or greater than "0000" and are less than "5000". This range of units converts to 5 cm (1.97") in both the horizontal and vertical directions. If the conversion to this coordinate system is from a system that normally centers the fingerprint image during the registration process, that center position shall be assigned the values X = 2500, Y = 2500. Figure 3 illustrates the defined coordinate system for a fingerprint using the complex XML element for the "standard format," <itl:Minutiae>.

For encoded minutiae from a palmprint, values of both X and Y are equal to or greater than "0000" and are less than "14000" and "21000", respectively. This range of units converts to 14 cm (5.51") in the horizontal and 21 cm (8.27") in the vertical directions.

The relative orientation, Theta, of a ridge ending or a bifurcation shall be expressed as positive integers in units of degrees from "0" to "359". Theta is defined as the angle between the horizontal axis of the coordinate system and the direction that a ridge ending points, assuming that a ridge ending is analogous to a pointing finger. A ridge ending that is formed by a ridge lying parallel to the X axis, and ending in the direction of increasing values of X, shall have an

orientation of zero degrees. Counterclockwise rotation of this ridge about the ridge ending shall cause the value of Theta to increase. A ridge ending pointing due east has a direction of zero degrees, due north 90 degrees, and so forth. No orientation value shall be assigned to an undetermined or compound type of minutiae; therefore, a value of "000" shall be entered for Theta in the Type-9 logical record entry.

A bifurcation may be converted to a ridge ending by logical inversion, i.e., transposing the identity of ridges and valleys. The orientation of a bifurcation is expressed as if this inversion had occurred. This convention causes no significant change in the orientation of a minutia if it appears as a ridge ending in one impression of a fingerprint and as a bifurcation in another impression of the same fingerprint.

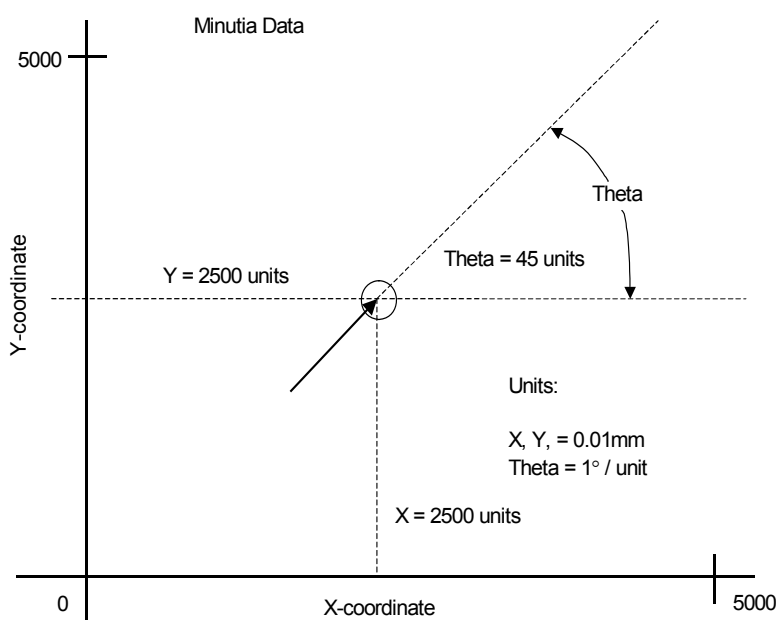


Figure 3 Minutiae coordinate system

The exact features or characteristics of a minutia that are used to establish its position and orientation are system-dependent and outside the scope of this standard.

214.2 XML elements for Type-9 logical record

Type-9 records shall be contained within this complex element:

```
<itl:PackageMinutiaeRecord>
  [. . . Type 9 Record Content . . .]
</itl:PackageMinutiaeRecord>
```

All XML elements and content of the Type-9 records shall be recorded as ASCII text. No binary data are defined in the "standard format," so there is no conversion of binary data required using Base64 encoding. Vendors who define alternate representations shall create substitute elements that shall be recorded as ASCII text. The abstract element `<itl:RecordMinutiae>` is a placeholder for a specific vendor representation. The concrete element `<itl:Minutiae>` is a substitute for

<itl:RecordMinutiae> and provides a common or generic manner of encoding minutiae and other characteristic data. The contents of <itl:Minutiae> are formatted in accordance with the conventions described above.

Although this logical record type can also be used to accommodate a variety of methods used by different AFIS vendors for encoding minutiae data according to their particular requirements, each vendor implementation must appear as a substitute for the abstract element <itl:RecordMinutiae>. All other structure of the Type-9 record is required including the outer XML element <itl:PackageMinutiaeRecord>, and its first four elements <ansi-nist:RecordCategoryCode>, <ansi-nist:ImageReferenceIdentification>, <ansi-nist:MinutiaeImpressionCaptureCategoryCode> and <ansi-nist:MinutiaeFormatNISTStandardIndicator>. None of the content of <itl:Minutiae> is required to be present in specific vendor implementations.

Within a Type-9 logical record, entries shall be provided in XML elements. Two tables are presented. (Neither exist in Part 1.) Table 216a is the structure of the Type-9 record for all implementations, NIST standard and vendor alternatives. Table 216b is the structure of the NIST standard representation. For each element of the Type-9 record, a “condition code” is shown as being mandatory “M” or optional “O”, or not allowed “X”. XML tag name and occurrence limits are shown.

In the subsections that follow, text in bold between opening and closing tags is informative and only included for illustrative purposes, unless otherwise specifically stated (as it is for <ansi-nist:RecordCategoryCode>, for example).

214.2.1 Record length

Cross-reference: Part 1, Section 14.2.1 Field 9.001: Logical record length (LEN)

There is no corresponding Part 2 XML element.

Table 216a Type-9 minutiae record (all implementations)

Part 1 Ident	Cond code	Part 1 Field Number	Part 2 XML Element Name	Occur count	
				min	Max
LEN		9.001			0
	M		<ansi-nist:RecordCategoryCode>	1	1
IDC	M	9.002	<ansi-nist:ImageReferenceIdentification>	1	1
IMP	M	9.003	<ansi-nist:MinutiaeImpressionCaptureCategoryCode>	1	1
FMT	M	9.004	<ansi-nist:MinutiaeFormatNISTStandardIndicator>	1	1
	M		<itl:RecordMinutiae> ABSTRACT	See note below	Unlim

Note: At least one occurrence of a concrete substitute for the abstract element is required.

214.2.2 Element <ansi-nist:RecordCategoryCode>

This mandatory Part 2 element has no corresponding field in Part 1. It is used to identify the record type. For the Type-9 record, it shall contain a value of 09.

```
<ansi-nist:RecordCategoryCode>09</ansi-nist:RecordCategoryCode>
```

Table 216b Type-9 NIST Standard minutiae representation

Part 1 Ident	Cond code	Part 1 Field Number	Part 2 XML Element Name	IMG	Occur count	
					min	Max
			<itl:Minutiae> CONCRETE SUBSTITUTE FOR <itl:RecordMinutiae>		1	1
	M		<itl:MinutiaeNISTStandard>		1	1
MRC	M	9.012	<itl:MinutiaDetail>		1	Unlim
MIN	M	9.010	<ansi-nist:MinutiaeQuantity>		1	1
OFR	O	9.005	<ansi-nist:MinutiaeReadingSystem>		0	1
RDG	M	9.011	<ansi-nist:MinutiaeRidgeCountIndicator>		1	1
CRP	O	9.008	<ansi-nist:MinutiaeFingerCorePosition>	FIN	0	Unlim
CRP	X	9.008	<ansi-nist:MinutiaeFingerCorePosition>	PAL	0	0
DLT	O	9.009	<ansi-nist:MinutiaeFingerDeltaPosition>	FIN	0	Unlim
DLT	X	9.009	<ansi-nist:MinutiaeFingerDeltaPosition>	PAL	0	0
FPC	M	9.007	<itl:MinutiaeFingerPatternDetail>	FIN	1	Unlim
FPC	X	9.007	<itl:MinutiaeFingerPatternDetail>	PAL	0	0
FGP	M	9.006	<ansi-nist:MinutiaeFingerPositionCode>	FIN	1	Unlim
FGP	M	9.006	<ansi-nist:MinutiaePalmPositionCode>	PAL	1	Unlim

214.2.3 Element <ansi-nist:ImageReferenceIdentification>

Cross-reference: Part 1, Section 14.2.2 Field 9.002: Image designation character (IDC)

This mandatory complex element shall be used for the identification and location of the minutiae data. The content of this element shall match the <ansi-nist:ImageReferenceIdentification> found in the <ansi-nist:TransactionContentSummary> element of the Type-1 record.

Complex element <ansi-nist:ImageReferenceIdentification> shall contain the simple element <nc:IdentificationID>, which shall contain the reference identification datum.

```
<ansi-nist:ImageReferenceIdentification>
  <nc:IdentificationID>00</nc:IdentificationID>
</ansi-nist:ImageReferenceIdentification>
```

214.2.4 Element `<ansi-nist:MinutiaeImpressionCaptureCategoryCode>`

Cross-reference: Part 1, Section 14.2.3 Field 9.003 Impression type (IMP)

This mandatory element shall contain a one- or two-byte ASCII value describing the manner by which the fingerprint or palmprint image information was obtained. The ASCII value for the proper code as selected from Table 211 for finger impressions and palm impressions shall be entered in this element to signify the impression type.

```
<ansi-nist:MinutiaeImpressionCaptureCategoryCode>4
</ansi-nist:MinutiaeImpressionCaptureCategoryCode>
```

214.2.5 Element `<ansi-nist:MinutiaeFormatNISTStandardIndicator>`

Cross-reference: Part 1, Section 14.2.4 Field 9.004 Minutiae format (FMT)

This mandatory element shall contain a value indicating whether the information in the remainder of the record adheres to the standard format or is a user-defined format. This element shall contain a value of **"true"** to indicate that the minutiae are formatted as specified by the standard Type-9 logical record description using location information and other conventions described above. A standard Type-9 logical record will substitute `<itl:Minutiae>` for the abstract element `<itl:RecordMinutiae>`.

This element shall contain a value of **"false"** to indicate that the minutiae are formatted in vendor-specific or M1-378 terms. More than one vendor representation of the same set of minutiae from one view of one finger could be present in a single Type 9 record when this element contains a value of **"false"**. Multiple blocks of vendor-specific data, which may include content from `<itl:Minutiae>`, can occur within a single Type-9 record when this element contains a value of **"false"**. Even though information may be encoded in accordance with a specific vendor's implementation, all XML elements and content in the Type-9 record must remain as ASCII text.

```
<ansi-nist:MinutiaeFormatNISTStandardIndicator>true
</ansi-nist:MinutiaeFormatNISTStandardIndicator>
```

214.2.6 Element `<itl:RecordMinutiae>`

Complex element `<itl:RecordMinutiae>` is abstract, and as such is unusable by itself. Implementers may use the NIST "Standard format" substitution element `<itl:Minutiae>` which is described in the next subsection. Implementers alternatively may define, in an extension schema, a substitution element containing user-defined child elements from the user's domain. Vendor-specific substitution elements may be registered with the domain owner specified in the Type-1 record, element `<ansi-nist:TransactionDomain>`.

A substitution element should be defined in a user's extension schema similar to this:

```
<xsd:element name="VendorDefinedMinutiae"
  substitutionGroup="itl:RecordMinutiae"
  type="user-domain:VendorDefinedMinutiaeType"/>

<xsd:complexType name="VendorDefinedMinutiaeType">
  <xsd:complexContent>
    <xsd:extension base="s:ComplexObjectType">
      <xsd:sequence>
        <xsd:element ref="user-domain:OneField"/>
      </xsd:sequence>
    </xsd:extension>
  </xsd:complexContent>
</xsd:complexType>
```

```

        <xsd:element ref="user-domain:TwoField" />
      </xsd:sequence>
    </xsd:extension>
  </xsd:complexContent>
</xsd:complexType>

```

The element would then appear in an instance document like this:

```

<user-domain:VendorDefinedMinutiae>
  <user-domain:OneField>Text</user-domain:OneField>
  <user-domain:TwoField>Text</user-domain:TwoField>
</user-domain:VendorDefinedMinutiae>

```

214.2.7 Element <itl:Minutiae>

The complex element <itl:Minutiae> has been defined as a concrete substitution for the abstract element <itl:RecordMinutiae>. It contains the NIST “Standard format” content for representation of minutiae. All of the elements in the “Standard format” are nested within, as described in the subsections below.

```

<itl:Minutiae>
  [. . . NIST “Standard format” minutiae elements . . .]
</itl:Minutiae>

```

214.2.7.1 Element <itl:MinutiaeNISTStandard>

This mandatory complex element contains four child elements described in the subsections below: <itl:MinutiaDetail>, <ansi-nist:MinutiaeQuantity>, <ansi-nist:MinutiaeReadingSystem>, and <ansi-nist:MinutiaeRidgeCountIndicator>.

```

<itl:MinutiaeNISTStandard>
  [. . . Minutiae elements . . .]
</itl:MinutiaeNISTStandard>

```

214.2.7.1.1 Element <itl:MinutiaDetail>

Cross-reference: Part 1, Section 14.2.12 Field 9.012: Minutiae and ridge count data (MRC)

At least one occurrence of this complex element is mandatory. The set of occurrences of this element shall contain all of the individual minutiae and ridge count data associated with the current fingerprint or palmprint impression. The number of occurrences shall be as many minutiae stated in the minutiae count in <ansi-nist:MinutiaeQuantity> (MIN). Each occurrence of <itl:MinutiaDetail> shall be devoted to a single minutia and shall consist of mandatory and optional child XML elements.

The child elements must appear in the order below. Optional elements may be omitted altogether.

X coordinate value <ansi-nist:PositionHorizontalCoordinateValue>

There shall be one and only one occurrence of this mandatory element in the <ansi-nist:MinutiaDetail> complex. For minutiae encoded from fingerprints, the X (horizontal)

coordinate shall be represented by a four-digit ASCII numeric value ranging from "0000" zero upward. For minutiae encoded from palmprints, the X (horizontal) coordinate shall be represented by a five-digit ASCII numeric value ranging from "00000" zero upward.

Y coordinate value <ansi-nist:PositionVerticalCoordinateValue>

There shall be one and only one occurrence of this mandatory element in the <ansi-nist:MinutiaDetail> complex. For minutiae encoded from fingerprints, the Y (vertical) coordinate shall be represented by a four-digit ASCII numeric value ranging from "0000" zero upward. For minutiae encoded from palmprints, the Y (vertical) coordinate shall be represented by a five-digit ASCII numeric value ranging from "00000" zero upward.

Index number <ansi-nist:MinutiaIdentification>

There shall be one and only one occurrence of this mandatory element in the <ansi-nist:MinutiaDetail> complex. The index number shall be initialized to "1" and incremented by "1" for each additional minutia in the fingerprint. This index number serves to identify each individual minutia. Complex element <ansi-nist:MinutiaIdentification> shall have the simple element <nc:IdentificationID>, which will contain index datum.

Theta value <ansi-nist:PositionThetaAngleMeasure>

There shall be one and only one occurrence of this mandatory element in the <ansi-nist:MinutiaDetail> complex. For minutiae encoded from fingerprints and from palmprints, the Theta value shall be represented by a three-digit ASCII value between 000 and 359.

Quality measure <ansi-nist:MinutiaQualityValue>

This is an optional quality measure element that, if present, shall have only one occurrence. Values shall range from "0" to "63". The value "0" shall indicate a manually encoded minutia. The value "1" shall indicate that no method of indicating a confidence level is available. Values between "2" and "63" shall indicate decreasing levels of confidence, with "2" meaning the greatest confidence.

Minutia type designation <ansi-nist:MinutiaCategoryCode>

This is an optional minutia type designation element that, if present, shall have only one occurrence. This shall be a single alphabetic character as chosen from Table 215.

Ridge count data <ansi-nist:MinutiaRidgeCount>

This is an optional ridge count data element. This complex element may have a zero to unbounded number of occurrences. It is a complex element with two children, each of which are mandatory and shall have only one occurrence. Each occurrence of <ansi-nist:MinutiaRidgeCount> consists of a minutia number element and a ridge count element. This information shall be conveyed by listing the identity (index number) of the distant minutia in the <ansi-nist:RidgeCountReferenceIdentification> element and the ridge count to that distant minutia in the <ansi-nist:RidgeCountValue> element. The complex <ansi-nist:MinutiaRidgeCount> shall be repeated as many times as required for each minutia. Complex element <ansi-nist:RidgeCountReferenceIdentification> shall have the simple element <nc:IdentificationID>, which will contain the index datum.

```

<itl:MinutiaDetail>
  <ansi-nist:PositionHorizontalCoordinateValue>0486
</ansi-nist:PositionHorizontalCoordinateValue>
  <ansi-nist:PositionVerticalCoordinateValue>2839
</ansi-nist:PositionVerticalCoordinateValue>
  <ansi-nist:MinutiaIdentification>
    <nc:IdentificationID>00</nc:IdentificationID>
  </ansi-nist:MinutiaIdentification>
  <ansi-nist:PositionThetaAngleMeasure>048
</ansi-nist:PositionThetaAngleMeasure>
  <ansi-nist:MinutiaQualityValue>1
</ansi-nist:MinutiaQualityValue>
  <ansi-nist:MinutiaCategoryCode>B
</ansi-nist:MinutiaCategoryCode>
  <ansi-nist:MinutiaRidgeCount>
    <ansi-nist:RidgeCountReferenceIdentification>
      <nc:IdentificationID>2</nc:IdentificationID>
    </ansi-nist:RidgeCountReferenceIdentification>
    <ansi-nist:RidgeCountValue>6
  </ansi-nist:RidgeCountValue>
  </ansi-nist:MinutiaRidgeCount>
  <ansi-nist:MinutiaRidgeCount>
    <ansi-nist:RidgeCountReferenceIdentification>
      <nc:IdentificationID>8</nc:IdentificationID>
    </ansi-nist:RidgeCountReferenceIdentification>
    <ansi-nist:RidgeCountValue>3
  </ansi-nist:RidgeCountValue>
  </ansi-nist:MinutiaRidgeCount>
</itl:MinutiaDetail>

```

214.2.7.1.2 Element <ansi-nist:MinutiaeQuantity>

Cross-reference: Part 1, Section 14.2.10 Field 9.010: Number of minutiae (MIN)

This mandatory element shall contain the count of the number of minutiae recorded for this fingerprint or palmprint.

```
<ansi-nist:MinutiaeQuantity>38</ansi-nist:MinutiaeQuantity>
```

214.2.7.1.3 Element <ansi-nist:MinutiaeReadingSystem>

Cross-reference: Part 1, Section 14.2.15 Field 9.005: Originating fingerprint reading system (OFR)

This optional complex element shall contain three child elements relating to the originating fingerprint reading system. The <ansi-nist:ReadingSystemCodingMethodCode> element shall contain a single character to indicate the method by which the minutiae data was read, encoded, and recorded. The following coding shall be used: (1) "A", if the data was automatically read, encoded, and recorded without any possibility of human editing; (2) "U", if human editing was possible but unneeded; (3) "E", if the data was automatically read but manually edited before encoding and recording; or (4) "M", if the data was manually read. The <ansi-nist:ReadingSystemName> element shall contain the originator's designation or name for the particular fingerprint or palmprint reading system that generated this record. The <ansi-nist:ReadingSystemSubsystemIdentification> element is an optional, two-character, user-

generated subsystem designator that uniquely identifies the originator's equipment. Complex element <ansi-nist:ReadingSystemSubsystemIdentification>, if used, shall have the simple element <nc:IdentificationID>, which will contain the subsystem designator datum.

```
<ansi-nist:MinutiaeReadingSystem>
  <ansi-nist:ReadingSystemCodingMethodCode>E
</ansi-nist:ReadingSystemCodingMethodCode>
  <ansi-nist:ReadingSystemName>Text
</ansi-nist:ReadingSystemName>
  <ansi-nist:ReadingSystemSubsystemIdentification>
    <nc:IdentificationID>88</nc:IdentificationID>
  </ansi-nist:ReadingSystemSubsystemIdentification>
</ansi-nist:MinutiaeReadingSystem>
```

214.2.7.2 Element <ansi-nist:MinutiaeRidgeCountIndicator>

Cross-reference: Part 1, Section 14.2.11 Field 9.011 Minutiae ridge count indicator (RDG)

This mandatory single-character element shall be used to indicate the presence of minutiae ridge count information. A "**false**" in this element indicates that no ridge count information is available. A "**true**" indicates that ridge count information is available.

```
<ansi-nist:MinutiaeRidgeCountIndicator>true
</ansi-nist:MinutiaeRidgeCountIndicator>
```

214.2.7.3 Element <ansi-nist:MinutiaeFingerCorePosition>

Cross-reference: Part 1, Section 14.2.8 Field 9.008 Core position (CRP)

This element is optional for fingerprint minutiae, and may not appear at all for palmprint minutiae. If this element is used, it shall contain the X and Y coordinate position of the core of a fingerprint. The X value shall be coded as a four-digit ASCII number in the <ansi-nist:PositionHorizontalCoordinateValue> child element. The Y value shall be coded as a four-digit ASCII number in the <ansi-nist:PositionVerticalCoordinateValue> child element. Multiple occurrences of the core position complex are allowable.

```
<ansi-nist:MinutiaeFingerCorePosition>
  <ansi-nist:PositionHorizontalCoordinateValue>0035
</ansi-nist:PositionHorizontalCoordinateValue>
  <ansi-nist:PositionVerticalCoordinateValue>0045
</ansi-nist:PositionVerticalCoordinateValue>
</ansi-nist:MinutiaeFingerCorePosition>
```

214.2.7.4 Element <ansi-nist:MinutiaeFingerDeltaPosition>

Cross-reference: Part 1, Section 14.2.9 Field 9.009 Delta(s) position (DLT)

This element is optional for fingerprint minutiae, and may not appear at all for palmprint minutiae. If this element is used, it shall contain the X and Y coordinate position of each delta that is present on the fingerprint. The X value shall be coded as a four-digit ASCII number in the <ansi-nist:PositionHorizontalCoordinateValue> child element. The Y value shall be coded as a four-digit ASCII number in the <ansi-nist:PositionVerticalCoordinateValue> child element. Multiple occurrences of the delta position complex are allowable.

```

<ansi-nist:MinutiaeFingerDeltaPosition>
  <ansi-nist:PositionHorizontalCoordinateValue>0035
</ansi-nist:PositionHorizontalCoordinateValue>
  <ansi-nist:PositionVerticalCoordinateValue>0045
</ansi-nist:PositionVerticalCoordinateValue>
</ansi-nist:MinutiaeFingerDeltaPosition>

```

Table 217 Pattern classification

Description	Code
Plain arch	PA
Tented arch	TA
Radial loop	RL
Ulnar loop	UL
Plain whorl	PW
Central pocket loop	CP
Double loop	DL
Accidental whorl	AW
Whorl, type not designated	WN
Right slant loop	RS
Left slant loop	LS
Scar	SR
Amputation	XX
Unknown or unclassifiable	UN

214.2.7.5 Element <itl:MinutiaeFingerPatternDetail>

Cross-reference: Part 1, Section 14.2.7 Field 9.007 Fingerprint pattern classification (FPC)

This element is mandatory when the minutiae are derived from a fingerprint image. It shall contain a single occurrence of child element for the source of the pattern code and one or more occurrences of the child element for the fingerprint pattern classification code. If the minutiae are derived from a palmprint, this element shall not be present. The element shall contain two information items. The <itl:FingerPatternCodeSourceCode> shall indicate the source of the specific pattern classification code. The source may be Table 217 or a user-defined classification code. This element shall contain a "T" to indicate that the pattern classification code is from Table 217 or a "U" to indicate that the code is user-defined. The <ansi-nist:FingerPatternCode> shall contain the pattern classification code chosen from Table 217 or a specific user-defined code. (Table 217 is the same as Table 16 in Part 1.) When it is not possible to uniquely identify the fingerprint class, reference fingerprint classes may be used and shall be included as multiple occurrences of the <ansi-nist:FingerPatternCode> element.

```
<itl:MinutiaeFingerPatternDetail>
  <itl:FingerPatternCodeSourceCode>T
</itl:FingerPatternCodeSourceCode>
  <ansi-nist:FingerPatternCode>PW
</ansi-nist:FingerPatternCode>
  <ansi-nist:FingerPatternCode>CP
</ansi-nist:FingerPatternCode>
</itl:MinutiaeFingerPatternDetail>
```

214.2.7.6 Element <ansi-nist:MinutiaeFingerPositionCode> or <ansi-nist:MinutiaePalmPositionCode>

Cross-reference: Part 1, Section 14.2.6 Field 9.006 Finger position (FGP)

This mandatory element shall contain the code designating the finger or palm position that produced information in this Type-9 record. If the exact finger or palm position cannot be determined, multiple finger positions may be entered as multiple occurrences of this element. Table 212 and Table 235 list the codes that shall be used for each fingerprint or palmprint position. Finger position codes shall be entered in the <ansi-nist:MinutiaeFingerPositionCode> element. Palm position codes shall be entered in the <ansi-nist:MinutiaePalmPositionCode>. Multiple occurrences of either element are allowable.

```
<ansi-nist:MinutiaeFingerPositionCode>5
</ansi-nist:MinutiaeFingerPositionCode>
```

```
<ansi-nist:MinutiaeFingerPositionCode>6
</ansi-nist:MinutiaeFingerPositionCode>
```

or

```
<ansi-nist:MinutiaePalmPositionCode>22
</ansi-nist:MinutiaePalmPositionCode>
```

```
<ansi-nist:MinutiaePalmPositionCode>24
</ansi-nist:MinutiaePalmPositionCode>
```

214.3 End of Type-9 logical record

The Type-9 logical record shall end with the XML tag </itl:PackageMinutiaeRecord>.

214.4 Additional minutiae records

Typically, up to nine more fingers may be described within the exchange package. Alternatively, up to seven more additional palm records may be described within the exchange package. For each additional finger or palm, a Type-9 logical record is required.

215 Type-10 facial & SMT image record

Type-10 records shall contain facial and/or SMT image data and related ASCII information pertaining to the specific image contained in this record. It shall be used to exchange both

grayscale and color image data in a compressed or uncompressed form. Annex F includes an XML instance example of the Type-10 facial image record.

215.1 XML elements for the Type-10 logical record

Table 218 lists each of the mandatory and optional XML elements present in a Type-10 logical record. (Table 218 corresponds to Table 17 in Part 1.) The following paragraphs describe the data contained in each of the elements for the Type-10 logical record.

Within a Type-10 logical record, entries shall be provided in XML elements. It is required that all of the elements of the record are ordered, and the image data shall be converted to ASCII using Base64 encoding. For each element of the Type-10 record, Table 218 lists the “condition code” as being mandatory “M” or optional “O” and provides a cross-reference to the Part 1 field number and mnemonic, the XML tag name, and occurrence limits. Elements containing entries in the “IMG” column are only applicable to that image type. An entry of “FAC” applies to a mugshot or facial image, and an entry of “SMT” applies to scar, a mark, or a tattoo image.

The Type-10 record shall be contained within this complex element:

```
<itl:PackageFacialAndSMTImageRecord>
    [. . . Type 10 Record Content . . .]
</itl:PackageFacialAndSMTImageRecord>
```

In the subsections that follow, text in bold between opening and closing tags is informative and only included for illustrative purposes, unless otherwise specifically stated (as it is for <ansi-nist:RecordCategoryCode>, for example).

Table 218 Type-10 facial and SMT record layout

Part 1 Ident	Cond code	Part 1 Field Number	Part 2 XML Element Name	IMG	Occur count	
					min	Max
LEN		10.001				0
	M		<ansi-nist:RecordCategoryCode>		1	1
IDC	M	10.002	<ansi-nist:ImageReferenceIdentification>		1	1
UDF	O	10.200 – 10.998	<itl:UserDefinedFields>		0	Unlim
	M		<itl:FacelImage>	FAC	1	1
	M		<ansi-nist:PhysicalFeatureImage>	SMT	1	1
DATA	M	10.999	<nc:BinaryBase64Object>		1	1
			<ansi-nist:ImageCaptureDetail>		1	1
PHD	M	10.005	<ansi-nist:CaptureDate>		1	1
SHPS	O	10.016	<ansi-nist:CaptureHorizontalPixelDensityValue>		0	1
SRC	M	10.004	<ansi-nist:CaptureOrganization>		1	1

Part 1 Ident	Cond code	Part 1 Field Number	Part 2 XML Element Name	IMG	Occur count	
					min	Max
SVPS	O	10.017	<ansi-nist:CaptureVerticalPixelDensityValue>		0	1
DMM	O	10.030	<ansi-nist:CaptureDeviceMonitoringModeCode>	FAC	0	1
CSP	M	10.012	<ansi-nist:ImageColorSpaceCode>		1	1
CGA	M	10.011	<ansi-nist:ImageCompressionAlgorithmText>		1	1
HLL	M	10.006	<ansi-nist:ImageHorizontalLineLengthPixelQuantity>		1	1
HPS	M	10.009	<ansi-nist:ImageHorizontalPixelDensityValue>		1	1
SQS	O	10.024	<ansi-nist:ImageQuality>	FAC	0	1
SLC	M	10.008	<ansi-nist:ImageScaleUnitsCode>		1	1
IMT	M	10.003	<ansi-nist:ImageCategoryCode>		1	1
VLL	M	10.007	<ansi-nist:ImageVerticalLineLengthPixelQuantity>		1	1
VPS	M	10.010	<ansi-nist:ImageVerticalPixelDensityValue>		1	1
SPA	O	10.025	<ansi-nist:FacelImage3DPoseAngle>	FAC	0	1
SAP	M	10.013	<ansi-nist:FacelImageAcquisitionProfileCode>	FAC	1	1
PXS	O	10.022	<ansi-nist:FacelImageAttribute>	FAC	0	Unlim
SXS	O	10.026	<ansi-nist:FacelImageDescriptionCode>	FAC	0	Unlim
SEC	O	10.027	<ansi-nist:FacelImageEyeColorAttributeCode>	FAC	0	1
SFP	O	10.029	<ansi-nist:FacelImageFeaturePoint>	FAC	0	Unlim
SHC	O	10.028	<ansi-nist:FacelImageHairColorAttributeCode>	FAC	0	2
POA	O	10.021	<ansi-nist:FacelImagePoseOffsetAngleMeasure>	FAC	0	1
POS	O	10.020	<ansi-nist:FacelImageSubjectPoseCode>	FAC	0	1
PAS	O	10.023	<itl:FacelImageAcquisitionSource>	FAC	0	1
	O		<ansi-nist:PhysicalFeatureDescriptionDetail>	SMT	0	Unlim
COL		10.043	<ansi-nist:PhysicalFeatureColorDetail>	SMT	0	1
SMD		10.042	<ansi-nist:PhysicalFeatureCategoryCode>	SMT	1	1
SMD		10.042	<ansi-nist:PhysicalFeatureClassCode>	SMT	0	1
SMD		10.042	<ansi-nist:PhysicalFeatureDescriptionText>	SMT	0	1
SMD		10.042	<ansi-nist:PhysicalFeatureSubClassCode>	SMT	0	1
SMT	M	10.040	<ansi-nist:PhysicalFeatureNCICCode>	SMT	1	Unlim
SMS	O	10.041	<ansi-nist:PhysicalFeatureSize>	SMT	0	1

215.1.1 Record length

Cross-reference: Part 1, Section 15.1.1 Field 10.001: Logical record length (LEN)

There is no corresponding Part 2 XML element.

215.1.2 Element <ansi-nist:RecordCategoryCode>

This mandatory Part 2 element has no corresponding field in Part 1. It is used to identify the record type. For the Type-10 record, it shall contain a value of 10.

```
<ansi-nist:RecordCategoryCode>10</ansi-nist:RecordCategoryCode>
```

215.1.3 Element <ansi-nist:ImageReferenceIdentification>

Cross-reference: Part 1, Section 15.1.2 Field 10.002: Image designation character (IDC)

This mandatory complex element shall be used to identify the facial or SMT image data contained in the record. The content of this element shall match the <ansi-nist:ImageReferenceIdentification> found in the <ansi-nist:TransactionContentSummary> element of the Type-1 record.

Complex element <ansi-nist:ImageReferenceIdentification> shall contain the simple element <nc:IdentificationID>, which shall contain the image reference identification datum.

```
<ansi-nist:ImageReferenceIdentification>
  <nc:IdentificationID>8</nc:IdentificationID>
</ansi-nist:ImageReferenceIdentification>
```

215.1.4 Element <itl>UserDefinedFields>

Cross-reference: Part 1, Section 15.1.35 Fields 10.200-998: User-defined fields (UDF)

These elements are user-definable. Their size and content shall be defined by the user and be in accordance with the receiving agency. If present, they shall contain well-formed XML and ASCII content values.

Complex element <itl>UserDefinedFields> is abstract, and as such is unusable by itself. Implementers should define, in an extension schema, a substitution element containing user-defined child elements from the user's domain.

A substitution element should be defined in a user's extension schema similar to this:

```
<xsd:element name="UserDefinedFields"
  substitutionGroup="itl:UserDefinedFields"
  type="user-domain:UserDefinedFieldsType"/>

<xsd:complexType name="UserDefinedFieldsType">
  <xsd:complexContent>
    <xsd:extension base="s:ComplexObjectType">
      <xsd:sequence>
        <xsd:element ref="user-domain:OneField"/>
        <xsd:element ref="user-domain:TwoField"/>
      </xsd:sequence>
    </xsd:extension>
  </xsd:complexContent>
</xsd:complexType>
```



```

        </xsd:extension>
    </xsd:complexContent>
</xsd:complexType>

```

The element would then appear in an instance document like this:

```

<user-domain:UserDefinedFields>
    <user-domain:OneField>Text</user-domain:OneField>
    <user-domain:TwoField>Text</user-domain:TwoField>
</user-domain:UserDefinedFields>

```

215.1.5 Element <itl:FacelImage> or <ansi-nist:PhysicalFeatureImage>

This mandatory complex element can take one of two forms. If the Type-10 record contains the image of a face, the <itl:FacelImage> complex element shall be used. If the record contains the image of a SMT, the <itl:PhysicalFeatureImage> complex shall be used. All of the remaining elements in the Type-10 record are nested within, as described in the subsections below.

```

<itl:FaceImage>
    [. . . Face image elements . . .]
</itl:FaceImage>

```

or

```

<ansi-nist:PhysicalFeatureImage>
    [. . . SMT image elements . . .]
</ansi-nist:PhysicalFeatureImage>

```

215.1.5.1 Element <nc:BinaryBase64Object>

Cross-reference: Part 1, Section 15.1.36 Field 10.999: Image data (DATA)

This mandatory element shall contain all of the grayscale or color image data from a face, scar, mark, tattoo, or other image. Binary image data shall be converted to ASCII using Base64 encoding.

Each pixel of uncompressed grayscale data shall be quantized to eight bits (256 gray levels) and shall occupy a single byte. Uncompressed color image data shall be expressed as 24- or 48-bit sRGB pixels. For the 24-bit sRGB, the first byte shall contain the eight bits for the red component of the pixel, the second byte shall contain the eight bits for the green component of the pixel, and the third byte shall contain the last eight bits for the blue component of the pixel. For the 48-bit sRGB pixel, each color component will occupy two bytes. If compression is used, the pixel data shall be compressed in accordance with the compression technique specified in the <ansi-nist:ImageCompressionAlgorithmText> element. If the JPEG algorithm is to be used to compress the data, the data to be placed in this element shall be encoded first using the JFIF format specification, then Base64 encoded.

```

<nc:BinaryBase64Object>base64 data</nc:BinaryBase64Object>

```

215.1.5.2 Element <ansi-nist:ImageCaptureDetail>

This mandatory complex element contains five child elements described in the subsections below: <ansi-nist:CaptureDate>, <ansi-nist:CaptureHorizontalPixelDensityValue>, <ansi-

nist:CaptureOrganization>, <ansi-nist:CaptureVerticalPixelDensityValue>, and <ansi-nist:CaptureDeviceMonitoringModeCode>.

```
<ansi-nist:ImageCaptureDetail>
  [. . . Image capture elements . . .]
</ansi-nist:ImageCaptureDetail>
```

215.1.5.2.1 Element <ansi-nist:CaptureDate>

Cross-reference: Part 1, Section 15.1.5 Field 10.005: Photo date (PHD)

This mandatory element <ansi-nist:CaptureDate> shall contain the date that the image contained in the record was captured. The date shall appear as eight digits, separated by dashes, in the format YYYY-MM-DD. The YYYY characters shall represent the year the image was captured; the MM characters shall be the tens and units values of the month; and the DD characters shall be the tens and units values of the day in the month. For example, 2008-02-29 represents February 29, 2008. The complete date must be a legitimate date.

Complex element <ansi-nist:CaptureDate> shall have the simple element <nc:Date>, which will contain capture date data.

```
<ansi-nist:CaptureDate>
  <nc:Date>2008-02-29</nc:Date>
</ansi-nist:CaptureDate>
```

215.1.5.2.2 Element <ansi-nist:CaptureHorizontalPixelDensityValue>

Cross-reference: Part 1, Section 15.1.16 Field 10.016: Scanned horizontal pixel scale (SHPS)

This optional element shall specify the horizontal pixel density used for the scanning of the original impression providing <ansi-nist:ImageScaleUnitsCode> contains a "1" or a "2". Otherwise, it indicates the horizontal component of the pixel aspect ratio.

```
<ansi-nist:CaptureHorizontalPixelDensityValue>500
</ansi-nist:CaptureHorizontalPixelDensityValue>
```

215.1.5.2.3 Element <ansi-nist:CaptureOrganization>

Cross-reference: Part 1, Section 15.1.4 Field 10.004: Source agency / ORI (SRC)

This mandatory complex element <ansi-nist:CaptureOrganization> shall contain in <nc:IdentificationID> the identification of the administration or organization that originally captured the facial or SMT image contained in the record, and may contain in <nc:OrganizationName> the text name of the organization. Normally, the ORI of the agency that captured the image will be contained in <nc:IdentificationID>. Both <nc:IdentificationID> and <nc:OrganizationName> may contain up to 36 identifying characters each, and the data content of this element shall be defined by the user and be in accordance with the receiving agency.

Element <ansi-nist:CaptureOrganization> shall have two child elements: a mandatory <nc:OrganizationIdentification> and an optional <nc:OrganizationName>. Complex element <nc:OrganizationIdentification> shall have a single child element <nc:IdentificationID>, which will contain the alphanumeric organizational ID datum. Element <nc:OrganizationName> shall contain the datum for the text name of the organization.

```

<ansi-nist:CaptureOrganization>
  <nc:OrganizationIdentification>
    <nc:IdentificationID>WI013415Y</nc:IdentificationID>
  </nc:OrganizationIdentification>
  <nc:OrganizationName>Text</nc:OrganizationName>
</ansi-nist:CaptureOrganization>

```

215.1.5.2.4 Element <ansi-nist:CaptureVerticalPixelDensityValue>

Cross-reference: Part 1, Section 15.1.17 Field 10.017: Scanned vertical pixel scale (SVPS)

This optional element shall specify the vertical pixel density used for the scanning of the original impression providing <ansi-nist:ImageScaleUnitsCode> contains a "1" or a "2". Otherwise, it indicates the vertical component of the pixel aspect ratio.

```

<ansi-nist:CaptureVerticalPixelDensityValue>500
</ansi-nist:CaptureVerticalPixelDensityValue>

```

215.1.5.2.5 Element <ansi-nist:CaptureDeviceMonitoringModeCode>

Cross-reference: Part 1, Section 15.1.28 Field 10.030: Device monitoring mode (DMM)

This optional element provides information describing the level of human monitoring for the image capture device. This element will contain an entry from Table 219 to indicate the monitoring mode of the biometric sample capture device. (Table 219 is the same as Table 27 in Part 1.)

```

<ansi-nist:CaptureDeviceMonitoringModeCode>ASSISTED
</ansi-nist:CaptureDeviceMonitoringModeCode>

```

Table 219 Device monitoring modes

CONDITION	DESCRIPTION
CONTROLLED	Operator physically controls the subject to acquire biometric sample
ASSISTED	Person available to provide assistance to subject submitting the biometric
OBSERVED	Person present to observe operation of the device but provides no assistance
UNATTENDED	No one present to observe or provide assistance
UNKNOWN	No information is known

215.1.5.3 Element <ansi-nist:ImageColorSpaceCode>

Cross-reference: Part 1, Section 15.1.12 Field 10.012: Color space (CSP)

This mandatory element shall contain an ASCII entry from Table 203 to identify the color space used to exchange the image data. If the color space for an RGB image cannot be determined, an entry of "RGB" shall be entered in this element.

For JPEG-compressed color image files (stored using the JFIF file format), the preferred (external) color space is sRGB and an entry of "SRGB" shall be used for this element. For all grayscale (monochrome) images, an entry of "GRAY" shall be used for this element.

For JPEG 2000 images stored using the JP2 file format, the available enumerated color spaces are sRGB, sYCC, and grayscale, to be entered, respectively, as "SRGB", "SYCC", and "GRAY" in this element. The preferred (external) color space for color images is sRGB. If a photo acquisition device uses another ICC¹³ color profile, the acquisition system must convert the image data to one of these enumerated color spaces before the JP2 file may be embedded in a Type 10 record.

For uncompressed color images containing non-interleaved red, green, and blue pixels in that order, the preferred color space is sRGB, and an entry of "SRGB" shall be used for this element.

The element <ansi-nist:ImageCompressionAlgorithmText> will need to be examined to determine if the image data is JPEG, JPEG 2000, or an uncompressed color image.

```
<ansi-nist:ImageColorSpaceCode>YCC
</ansi-nist:ImageColorSpaceCode>
```

215.1.5.4 Element <ansi-nist:ImageCompressionAlgorithmText>

Cross-reference: Part 1, Section 15.1.11 Field 10.011: Compression algorithm (CGA)

This mandatory element shall contain an ASCII entry from Table 201 (other than WSQ) to specify the algorithm used for compressing the color or grayscale image. An entry of "NONE" indicates that the data contained in this record is uncompressed. The image shall be represented as an array of n rows by m columns by at least 8-bit pixels. Each pixel in a monochrome image shall be represented by eight or more bits. Color images shall be represented as a series of sequential samples of a red, green, and blue intensity for each pixel. The image shall be organized in row-major order, with the lowest address corresponding to the upper left corner of the image. For those images that are to be compressed, the method for the compression of facial and SMT images is specified by the baseline mode of the JPEG, JPEG 2000, or PNG algorithms.

```
<ansi-nist:ImageCompressionAlgorithmText>JPEGB
</ansi-nist:ImageCompressionAlgorithmText>
```

215.1.5.5 Element <ansi-nist:ImageHorizontalLineLengthPixelQuantity>

Cross-reference: Part 1, Section 15.1.6 Field 10.006: Horizontal line length (HLL)

This mandatory element shall contain the number of pixels contained on a single horizontal line of the transmitted image.

```
<ansi-nist:ImageHorizontalLineLengthPixelQuantity>80
</ansi-nist:ImageHorizontalLineLengthPixelQuantity>
```

¹³ International Color Consortium (ICC), <http://www.color.org/>

215.1.5.6 Element <ansi-nist:ImageHorizontalPixelDensityValue>

Cross-reference: Part 1, Section 15.1.9 Field 10.009: Horizontal pixel scale (HPS)

This mandatory element shall specify the integer pixel density used in the horizontal direction of the transmitted image providing <ansi-nist:ImageScaleUnitsCode> contains a "1" or a "2". Otherwise, it indicates the horizontal component of the pixel aspect ratio.

```
<ansi-nist:CaptureHorizontalPixelDensityValue>1200
</ansi-nist:CaptureHorizontalPixelDensityValue>
```

215.1.5.7 Element <ansi-nist:ImageQuality>

Cross-reference: Part 1, Section 15.1.22 Field 10.024: Subject quality score (SQS)

This optional element shall specify quality score data for facial images stored in this record. There are three child elements. They identify a quality score and the algorithm used to create the quality score. This information is useful to enable the recipient of the quality score to differentiate between quality scores generated by different algorithms and adjust for any differences in processing or analysis as necessary.

1. The child element <ansi-nist:QualityAlgorithmProductIdentification> shall specify a numeric product code assigned by the vendor of the quality algorithm, which may be registered with the IBIA, but it is not required to be registered. It indicates which of the vendor's algorithms was used in the calculation of the quality score. This complex element contains a child element <nc:IdentificationID>, which contains the ASCII representation of the integer product code and should be within the range 1 to 65,535.
2. The child element <ansi-nist:QualityValue> shall be a quantitative expression of the predicted matching performance of the biometric sample. This element contains the ASCII representation of the integer image quality score between 0 and 100 assigned to the image data by a quality algorithm. Higher values indicate better quality. An entry of "255" shall indicate a failed attempt to calculate a quality score. An entry of "254" shall indicate that no attempt to calculate a quality score was made. The use of additional values to convey other information should be harmonized with ISO/IEC 19794 standards.
3. The child element <ansi-nist:QualityMeasureVendorIdentification> shall specify the ID of the vendor of the quality algorithm used to calculate the quality score. This 4-digit hex value is assigned by IBIA and expressed as four ASCII characters. The IBIA shall maintain the Vendor Registry of CBEFF Biometric Organizations that will map the value in this element to a registered organization. This complex element contains a child element <nc:IdentificationID> that shall contain the identification datum.

```
<ansi-nist:ImageQuality>
  <ansi-nist:QualityAlgorithmProductIdentification>
    <nc:IdentificationID>28488</nc:IdentificationID>
  </ansi-nist:QualityAlgorithmProductIdentification>
  <ansi-nist:QualityValue>100
</ansi-nist:QualityValue>
  <ansi-nist:QualityMeasureVendorIdentification>
    <nc:IdentificationID>FFF0</nc:IdentificationID>
  </ansi-nist:QualityMeasureVendorIdentification>
</ansi-nist:ImageQuality>
```

215.1.5.8 Element <ansi-nist:ImageScaleUnitsCode>

Cross-reference: Part 1, Section 15.1.8 Field 10.008: Scale units (SLC)

This mandatory element shall specify the units used to describe the image sampling frequency (pixel density). A "1" in this element indicates pixels per inch, or a "2" indicates pixels per centimeter. A "0" in this element indicates no scale is given. For this case, the quotient of HPS/VPS gives the pixel aspect ratio.

```
<ansi-nist:ImageScaleUnitsCode>1</ansi-nist:ImageScaleUnitsCode>
```

215.1.5.9 Element <ansi-nist:ImageCategoryCode>

Cross-reference: Part 1, Section 15.1.3 Field 10.003: Image type (IMT)

This mandatory element is used to indicate the type of image contained in this record. It shall contain "FACE", "SCAR", "MARK", or "TATTOO" to indicate the appropriate image type.

```
<ansi-nist:ImageCategoryCode>FACE</ansi-nist:ImageCategoryCode>
```

215.1.5.10 Element <ansi-nist:ImageVerticalLineLengthPixelQuantity>

Cross-reference: Part 1, Section 15.1.7 Field 10.007: Vertical line length (VLL)

This mandatory element shall contain the number of horizontal lines contained in the transmitted image.

```
<ansi-nist:ImageVerticalLineLengthPixelQuantity>65</ansi-nist:ImageVerticalLineLengthPixelQuantity>
```

215.1.5.11 Element <ansi-nist:ImageVerticalPixelDensityValue>

Cross-reference: Part 1, Section 15.1.10 Field 10.010: Vertical pixel scale (VPS)

This mandatory element shall specify the integer pixel density used in the vertical direction of the transmitted image providing <ansi-nist:ImageScaleUnitsCode> contains a "1" or a "2". Otherwise, it indicates the vertical component of the pixel aspect ratio.

```
<ansi-nist:ImageVerticalPixelDensityValue>1200</ansi-nist:ImageVerticalPixelDensityValue>
```

215.1.5.12 Element <ansi-nist:FacelImage3DPoseAngle>

Cross-reference: Part 1, Section 15.1.23 Field 10.025: Subject pose angles (SPA)

This optional element shall be present when <ansi-nist:FacelImageSubjectPoseCode> (POS) contains a "D" to indicate a set of determined 3D pose angles of the same subject. If the entry in the POS element is an "F", "L", or "R", the contents of this element are ignored. When present, this information shall be entered as three or six child elements. These hold the Pitch, Roll, and Yaw angles and optional uncertainty degrees. If the child elements for the uncertainty degrees are not present, then the uncertainty in the angles is not determined.

The child element `<ansi-nist:PosePitchAngleMeasure>` contains the Pitch angle (rotation about the 'x' horizontal axis). The optional child element `<ansi-nist:PosePitchUncertaintyValue>` contains the uncertainty degree for the Pitch angle.

The child element `<ansi-nist:PoseRollAngleMeasure>` contains the Roll angle (rotation about the 'z' axis). The optional child element `<ansi-nist:PoseRollUncertaintyValue>` contains the uncertainty degree for the Roll angle.

The child element `<ansi-nist:PoseYawAngleMeasure>` contains the Yaw angle (rotation about the vertical 'y' axis). The optional child element `<ansi-nist:PoseYawUncertaintyValue>` contains the uncertainty degree for the Yaw angle.

The first Pitch, Roll, and Yaw angles specify the pose of the subject estimated or measured at constrained possible orientations within a sphere. Each angle value shall be to the nearest integer degree.

If both this element and `<ansi-nist:FacelImagePoseOffsetAngleMeasure>` (POA) are present, the Yaw angle present in this element shall supersede the offset angle contained in POA. Note that the Yaw angle of this element has the opposite sign of the offset angle contained in POA. Annex J contains additional information, details, and examples of the subject pose angles.

```
<ansi-nist:FaceImage3DPoseAngle>
  <ansi-nist:PosePitchAngleMeasure>45
</ansi-nist:PosePitchAngleMeasure>
  <ansi-nist:PosePitchUncertaintyMeasure>35
</ansi-nist:PosePitchUncertaintyMeasure>
  <ansi-nist:PoseRollAngleMeasure>0
</ansi-nist:PoseRollAngleMeasure>
  <ansi-nist:PoseRollUncertaintyMeasure>90
</ansi-nist:PoseRollUncertaintyMeasure>
  <ansi-nist:PoseYawAngleMeasure>0
</ansi-nist:PoseYawAngleMeasure>
  <ansi-nist:PoseYawUncertaintyMeasure>0
</ansi-nist:PoseYawUncertaintyMeasure>
</ansi-nist:FaceImage3DPoseAngle>
```

215.1.5.13 Element `<ansi-nist:FacelImageAcquisitionProfileCode>`

Cross-reference: Part 1, Section 15.1.13 Field 10.013: Subject acquisition profile (SAP)

The Subject Acquisition Profile (SAP) is a mandatory element when the element `<ansi-nist:ImageCategoryCode>` (IMT) contains "FACE". The intent of this element is to provide a general description of the criteria under which the facial image was captured. This element shall contain an ASCII character code selected from Table 220 to indicate the numeric value of the acquisition profile and conditions used to acquire the image. (Table 220 is the same as Table 18 in Part 1.) Typically, the higher the value, the stronger the acquisition requirements become. Therefore, in the text below, the SAP value will also be denoted as a "level".

Together with Table 220 is a brief description of each of the levels. Note that levels 10 to 15 denote applications associated with image acquisition under the guidance of other facial standards or application profiles. Levels 30 to 51 reference best practice recommendations consisting of increasingly more stringent requirements that must be satisfied. Additional details and criteria for these levels are contained in Annex H and Annex I.

Table 220 Subject acquisition profiles

Subject Acquisition Profile	Attribute Level Code
Unknown profile	0
Surveillance facial image	1
Driver's license image (AAMVA)	10
ANSI Full Frontal facial image (ANSI 385)	11
ANSI Token facial image (ANSI 385)	12
ISO Full Frontal facial image (ISO/IEC 19794-5)	13
ISO Token facial image (ISO/IEC 19794-5)	14
PIV facial image (NIST SP 800-76)	15
Legacy Mugshot	20
Best Practice Application - Level 30	30
Best Practice Application - Level 40	40
Best Practice Application - Level 50	50
Best Practice Application - Level 51	51

Level 0 (Unknown profile)

This level denotes any case when the Subject Acquisition Profile is unknown. This value can be used to alert systems that the profile of the face image needs to be determined manually or via advanced face image quality evaluation techniques.

Level 1 (Surveillance facial image)

This SAP denotes a surveillance facial image: a face image captured without specific regard to scene, photographic, or digital requirements. For example, an image of a face from commonly available surveillance video equipment is generally considered a surveillance facial image. Typically surveillance facial images are of relatively poor quality compared to mugshots, including significant pose angle used for the frontal view, poor image resolution, poor image contrast, etc.

Levels 10-15 (Other application profiles)

Levels 10-15 shall denote images associated with capture under the guidance of other facial standards or application profiles as defined below.

- Level 10 denotes a driver license facial portrait described in the AAMVA International Specification – DL/ID Card Design
- Level 11 denotes an ANSI facial image which meets requirements of the Full Frontal image type defined in ANSI INCITS 385-2004

- Level 12 denotes an ANSI facial image which meets requirements of the Token Face Image type defined in ANSI INCITS 385-2004
- Level 13 denotes an ISO facial image that meets the requirements of the Full Frontal Image defined in International standard ISO/IEC 19794-5
- Level 14 denotes an ISO facial image that meets the requirements of the Token Face Image type defined in International standard ISO/IEC 19794-5
- Level 15 denotes a PIV facial image which meets requirements of Biometric Data Specification for Personal Identity Verification.

Note that the facial images of Levels 13 and 14 may come from travel documents as described in "Deployment of Machine Readable Travel Documents," ICAO Technical Report, version 2.0 .

Level 20 (Legacy facial mugshot)

An image conforming to this application profile level shall be a mugshot formatted according to ANSI/NIST-ITL 2000, but not necessarily or known to be conforming to the best practice requirements given in profile 30 below. The subject pose(s) can be Frontal, Profile, or Angled.

Best Practice Application Level 30

An image conforming to a level 30 application profile shall include at least one mugshot record conforming to all best practice requirements (BPR) in Annex H. These mugshots shall adhere to strict background, lighting, and resolution requirements. In particular, the background is 18% gray, the lighting is three-point, and the image size is at least 480x600 pixels with an aspect ratio of 1:1.25.

Best Practice Application Level 40

A facial image conforming to the level 40 application profile can be captured with an off-the-shelf 1 megapixel camera. Annex I contains detailed information for the capture of level 40, 50, and 51 facial images. Requirements for conformance with level 40 facial image capture include the following:

- Conformance to the minimum requirements for the capture of level 30 facial images;
- At least one frontal face image shall be captured which conforms to the "face image capture requirements";
- The minimum number of pixels in the electronic digital image shall be 768 pixels in the horizontal direction by 1024 pixels in the vertical direction; and
- Facial images shall conform to the "head and shoulders" composition detailed requirements.

It should be noted that the image quality of the captured facial images will be improved as the number of pixels in both directions are increased. However, as images are captured with an increased number of pixels, the 3:4 (Width:Height) aspect ratio shall be maintained.

Best Practice Application Level 50 and Level 51

An image conforming to the level 50 and level 51 application profiles shall include "face image capture requirements" as described in Annex I. These profile levels are intended to allow for examination of up to forensic-level (10 ppm) detail on a subject's face. The only difference

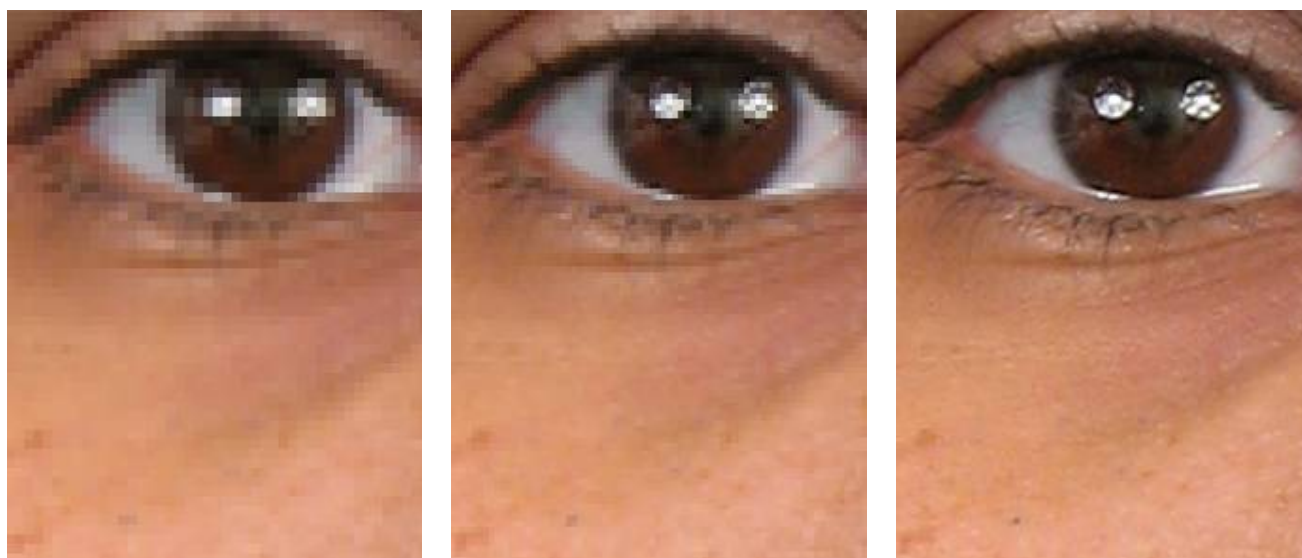
between levels 50 and 51 is that level 50 specifies the “head and shoulders” composition requirements while level 51 specifies the “head only” composition requirements.

Identification applications require approximately 1700 pixels wide by 2515 pixels high on the face for the 99th percentile male in the U.S. population. Allocating 50% of the image width for the head requires approximately 3400 pixels for a “head and shoulders photo” image width. For a level 50 image capture profile, the minimum number of pixels in the electronic digital image shall be 3300 pixels in the horizontal direction by 4400 pixels in the vertical direction. Off-the-shelf 15 (or more) megapixel digital cameras satisfy this requirement.

As an alternative, allocating 70% of the image width for the head requires approximately 2400 pixels for the “head only” facial capture. For a level 51 image capture profile, the minimum number of pixels in the electronic digital image shall be 2400 pixels in the horizontal direction by 3200 pixels in the vertical direction. Off-the-shelf 8 megapixel digital cameras satisfy this requirement.

The level 50 and level 51 SAPs allow for the encoding of very high resolution face images that are consistent with the discussion above and with the “face image capture requirements.” It should be noted that the image quality of the captured facial images may be improved as the number of pixels in both directions are increased. Figure 4 illustrates the improvement in image quality from levels 30 to 50/51. However, as images are captured with an increased number of pixels, the 3:4 (Width:Height) aspect ratio shall be maintained.

```
<ansi-nist:FaceImageAcquisitionProfileCode>20  
</ansi-nist:FaceImageAcquisitionProfileCode>
```



a. Level 30

b. Level 40

c. Levels 50 and 51

Figure 4 Examples of resolution for levels 30, 40, & 50/51

215.1.5.14 Element <ansi-nist:FacelImageAttribute>

Cross-reference: Part 1, Section 15.1.20 Field 10.022: Photo description (PXS)

This optional element, retained for legacy systems, is used for the exchange of facial image data. When present, it shall consist of one or more child elements and shall describe special attributes of the captured facial image. Attributes associated with the facial image may be selected from Table 221. (Table 221 is the same as Table 20 in Part 1.) The "attribute code" shall be entered in the <ansi-nist:FacelImageAttributeCode> child element.

Physical characteristics, such as "FRECKLES", may be entered using a pair of child elements. The "attribute code" "PHYSICAL" from Table 221 shall be entered in the <ansi-nist:FacelImageAttributeCode> element. It shall be followed by a <ansi-nist:FacelImageAttributeText> element containing the characteristic as listed in the Ninth (or current) Edition of the NCIC Code Manual, December 2000. The "OTHER" category is used to enter unlisted or miscellaneous attributes of the facial image. This information shall be entered using a pair of child elements. The first is "OTHER" in the <ansi-nist:FacelImageAttributeCode> element followed by the unformatted text used to describe the attribute in the <ansi-nist:FacelImageAttributeText> element.

Multiple attributes with child code and text elements may be listed as repeating occurrences of the parent <ansi-nist:FacelImageAttribute>.

Note: The Subject facial description (SXS) is intended as a replacement for PXS. Table 221 entries are now duplicated and expanded upon in Table 222. (Table 222 is the same as Table 22 in Part 1.)

```
<ansi-nist:FaceImageAttribute>
  <ansi-nist:FaceImageAttributeCode>GLASSES
</ansi-nist:FaceImageAttributeCode>
</ansi-nist:FaceImageAttribute>
<ansi-nist:FaceImageAttribute>
  <ansi-nist:FaceImageAttributeCode>OTHER
  <ansi-nist:FaceImageAttributeText>Text
</ansi-nist:FaceImageAttributeText>
</ansi-nist:FaceImageAttribute>
<ansi-nist:FaceImageAttribute>
  <ansi-nist:FaceImageAttributeCode>PHYSICAL
  <ansi-nist:FaceImageAttributeText>ART EYE
</ansi-nist:FaceImageAttributeText>
</ansi-nist:FaceImageAttribute>
```

215.1.5.15 Element <ansi-nist:FacelImageDescriptionCode>

Cross-reference: Part 1, Section 15.1.24 Field 10.026: Subject facial description (SXS)

This optional element shall be used for the exchange of facial image data. This element is mandatory if the element <ansi-nist:FacelImageAcquisitionProfileCode> contains a SAP entry of "40" or greater. When present, it shall describe the facial expression of the subject and other attributes associated with the subject's captured facial image. This element may have multiple occurrences, each containing a single information item. Attributes associated with the facial image may be selected from Table 222 and entered in this element. For "Physical Characteristic,"

enter a characteristic as listed in the Ninth (or current) Edition of the NCIC Code Manual, December 2000. For the "Other Characteristic," enter unlisted or miscellaneous attributes as unformatted text used to describe the attribute. Multiple attributes may be listed as separate occurrences of the <ansi-nist:FaceImageDescriptionCode> element.

```
<ansi-nist:FaceImageDescriptionCode>MOUTH OPEN
</ansi-nist:FaceImageDescriptionCode>
<ansi-nist:FaceImageDescriptionCode>TEETH VISIBLE
</ansi-nist:FaceImageDescriptionCode>
```

Table 221 Photo descriptors

Facial image attribute	Attribute code
Subject Wearing Glasses	GLASSES
Subject Wearing Hat	HAT
Subject Wearing Scarf	SCARF
Physical Characteristics	PHYSICAL
Other Characteristics	OTHER

215.1.5.16 Element <ansi-nist:FaceImageEyeColorAttributeCode>

Cross-reference: Part 1, Section 15.1.25 Field 10.027: Subject eye color (SEC)

This optional element shall be used for the exchange of facial image data. This element is mandatory if the element <ansi-nist:FaceImageAcquisitionProfileCode> contains a SAP entry of "40" or greater. When present, it shall describe the eye color of the subject as seen in the photograph. If unusual or unnatural such as may be the case when colored contact lenses are present and the "real" eye color cannot be ascertained, then the color should be labeled as "XXX". Eye color attributes and attribute codes are given in Table 223. (Table 223 is the same as Table 23 in Part 1.)

```
<ansi-nist:FaceImageEyeColorAttributeCode>BLU
</ansi-nist:FaceImageEyeColorAttributeCode>
```

Table 222 Subject facial description codes

Facial description attribute	Attribute code
Expression unspecified	UNKNOWN
Neutral (non-smiling) with both eyes open and mouth closed)	NEUTRAL
Smiling where the inside of the mouth and/or teeth is not exposed (closed jaw).	SMILE
Subject Having Mouth open	MOUTH OPEN
Having Teeth visible	TEETH VISIBLE
Raising eyebrows	RAISED BROWS
Frowning	FROWNING
Looking away from the camera	EYES AWAY
Squinting	SQUINTING
Subject Wearing Left Eye Patch	LEFT EYE PATCH
Subject Wearing Right Eye Patch	RIGHT EYE PATCH
Subject Wearing Clear Glasses	CLEAR GLASSES
Subject Wearing Dark or Visible Colored Glasses (medical)	DARK GLASSES
Head covering/hat	HAT
Wearing Scarf	SCARF
Having Moustache	MOUSTACHE
Having Beard	BEARD
Ear(s) obscured by hair	NO EAR
Blinking (either or both eyes closed)	BLINK
Having Distorting Medical Condition impacting Feature Point detection	DISTORTING CONDITION
Physical Characteristics	<From NCIC Code Manual>
Other Characteristics	<Unformatted Text>

Note: This element is intended to replace the photo description element <ansi-nist:FacelImageAttribute> (PXS) and to enhance the content with additional descriptive information. As such, photo descriptors found in Table 221 also appear in Table 222.

Table 223 Eye color codes

Eye color attribute	Attribute code
Black	BLK
Blue	BLU
Brown	BRO
Gray	GRY
Green	GRN
Hazel	HAZ
Maroon	MAR
Multicolored	MUL
Pink	PNK
Unknown	XXX

215.1.5.17 Element <ansi-nist:FacelImageFeaturePoint>

Cross-reference: Part 1, Section 15.1.27 Field 10.029: Facial feature points (FFP)

This optional element shall be used for the exchange of facial image data. When present, it shall describe special attributes of manually or automatically detected facial feature points of the captured facial image. This information shall be entered as a four-information item feature point block as described in Table 224. (Table 224 is the same as Table 25 in Part 1.)

The child element <ansi-nist:FeaturePointHorizontalCoordinateValue> contains the X coordinate of the feature point.

The child element <ansi-nist:FeaturePointIdentification> contains feature point code. This complex element contains a child element <nc:IdentificationID> that shall hold the code datum.

The child element <ansi-nist:FeaturePointCategoryCode> contains the feature point type.

The child element <ansi-nist:FeaturePointVerticalCoordinateValue> contains the Y coordinate of the feature point.

Multiple facial points may be listed by repeated occurrences of the parent <ansi-nist:FacelImageFeaturePoint> complex, each containing these four information items. The maximum number of feature points shall be 88, with the use of 84 MPEG4 feature points and 4 additional eye and nostril center feature points.

Feature points shall be included in the Type-10 record if they have been accurately determined, thereby providing the option that these parameters do not have to be redetermined when the image is processed for face recognition tasks.

Typically a computer algorithm will either accurately determine the position of the feature point or completely fail and provide either clearly erroneous or no landmark information. Therefore, a

method for accurate determination is the use of computer-automated feature point determination followed by human verification and potential override of the computer-determined feature points.

Table 224 Subject feature points

Item	Size	Value	Notes
X coordinate	1-4 characters	Horizontal pixel count from upper left pixel.	Count starts at 0.
Feature Point Code	3-5 characters	A.B in ASCII text A and B are described in 0.	The maximum value of A is 12 and of B is 15.
Feature Point Type	1 character	1	Denotes a 2D Feature Point. All other values are reserved.
Y coordinate	1-4 characters	Vertical pixel count from upper left pixel.	Count starts at 0.

MPEG4 Feature points

The feature point code item shall specify the feature point that is stored in the feature point block. The codes for the feature points are taken from the MPEG4 standard and defined as MPEG4 feature points. Each feature point code is represented by a notation A.B using a major (A) and a minor (B) value. The encoding of the feature point code is given by the numeric ASCII representation of the value of A.B. The period is required, and the maximum size of this entry shall be 5 characters.

Figure 5 denotes the feature point codes associated with feature points as given by Annex C of ISO/IEC 14496-2. Each code is given by major value A and minor value B. For example, the code for the left corner of the left eye is given by major value 3 and minor value 7.

Eye and nostril centre Feature Points

The eye center feature points 12.1 (left) and 12.2 (right) are defined to be the horizontal and vertical midpoints of the eye corners (3.7, 3.11) and (3.8, 3.12) respectively. The left nostril center feature point 12.3 is defined to be the midpoint of the nose feature points (9.1, 9.15) in the horizontal direction and (9.3, 9.15) in the vertical direction. Similarly, the right nostril center feature point 12.4 is defined to be the midpoint of the nose feature points (9.2, 9.15) in the horizontal direction and (9.3, 9.15) in the vertical direction. Both the eye center and nostril center Feature points are shown in Figure 6 and values given in Table 225. (Table 225 is the same as Table 26 in Part 1.)

An example instance for representing two feature points of eye centers follows.

```
<ansi-nist:FaceImageFeaturePoint>
  <ansi-nist:FeaturePointHorizontalCoordinateValue>120
</ansi-nist:FeaturePointHorizontalCoordinateValue>
  <ansi-nist:FeaturePointIdentification>
    <nc:IdentificationID>12.2</nc:IdentificationID>
  </ansi-nist:FeaturePointIdentification>
```

```

    <ansi-nist:FeaturePointCategoryCode>1
  </ansi-nist:FeaturePointCategoryCode>
  <ansi-nist:FeaturePointVerticalCoordinateValue>130
</ansi-nist:FeaturePointVerticalCoordinateValue>
</ansi-nist:FaceImageFeaturePoint>
<ansi-nist:FaceImageFeaturePoint>
  <ansi-nist:FeaturePointHorizontalCoordinateValue>240
</ansi-nist:FeaturePointHorizontalCoordinateValue>
  <ansi-nist:FeaturePointIdentification>
    <nc:IdentificationID>12.1</nc:IdentificationID>
  </ansi-nist:FeaturePointIdentification>
  <ansi-nist:FeaturePointCategoryCode>1
</ansi-nist:FeaturePointCategoryCode>
  <ansi-nist:FeaturePointVerticalCoordinateValue>129
</ansi-nist:FeaturePointVerticalCoordinateValue>
</ansi-nist:FaceImageFeaturePoint>

```

Table 225 Eye and nostril center feature point codes

Center Feature Point	Midpoint of Feature Points		Feature Point code
Left Eye	3.7, 3.11		12.1
Right Eye	3.8, 3.12		12.2
Left Nostril	Horizontal	Vertical	12.3
	9.1, 9.15	9.3,9.15	
Right Nostril	Horizontal	Vertical	12.4
	9.2, 9.15	9.3,9.15	

215.1.5.18 Element <ansi-nist:FacelImageHairColorAttributeCode>

Cross-reference: Part 1, Section 15.1.26 Field 10.028: Subject hair color (SHC)

This optional element shall be used for the exchange of facial image data. This element is mandatory if the element <ansi-nist:FacelImageAcquisitionProfileCode> contains a SAP entry of "40" or greater. When present, it shall contain an entry from Table 226 that describes the hair color of the subject as seen in the photograph. (Table 226 is the same as Table 24 in Part 1.) For unusual or unnatural colors not listed in the table, or the "real" color cannot be ascertained, the hair color should be labeled as "XXX".

If the subject is completely bald or has a completely shaved head, then the hair color shall be labeled as "BAL". When the subject is predominantly bald, but hair color is discernable, then the appropriate hair color attribute code shall follow "BAL" in a separate occurrence of this element.

```

<ansi-nist:FaceImageHairColorAttributeCode>BAL
</ansi-nist:FaceImageHairColorAttributeCode>
<ansi-nist:FaceImageHairColorAttributeCode>GRY
</ansi-nist:FaceImageHairColorAttributeCode>

```


Table 226 Hair color codes

Hair color attribute	Attribute code
Unspecified or unknown	XXX
Bald	BAL
Black	BLK
Blonde or Strawberry	BLN
Brown	BRO
Gray or Partially Gray	GRY
Red or Auburn	RED
Sandy	SDY
White	WHI
Blue	BLU
Green	GRN
Orange	ONG
Pink	PNK
Purple	PLE

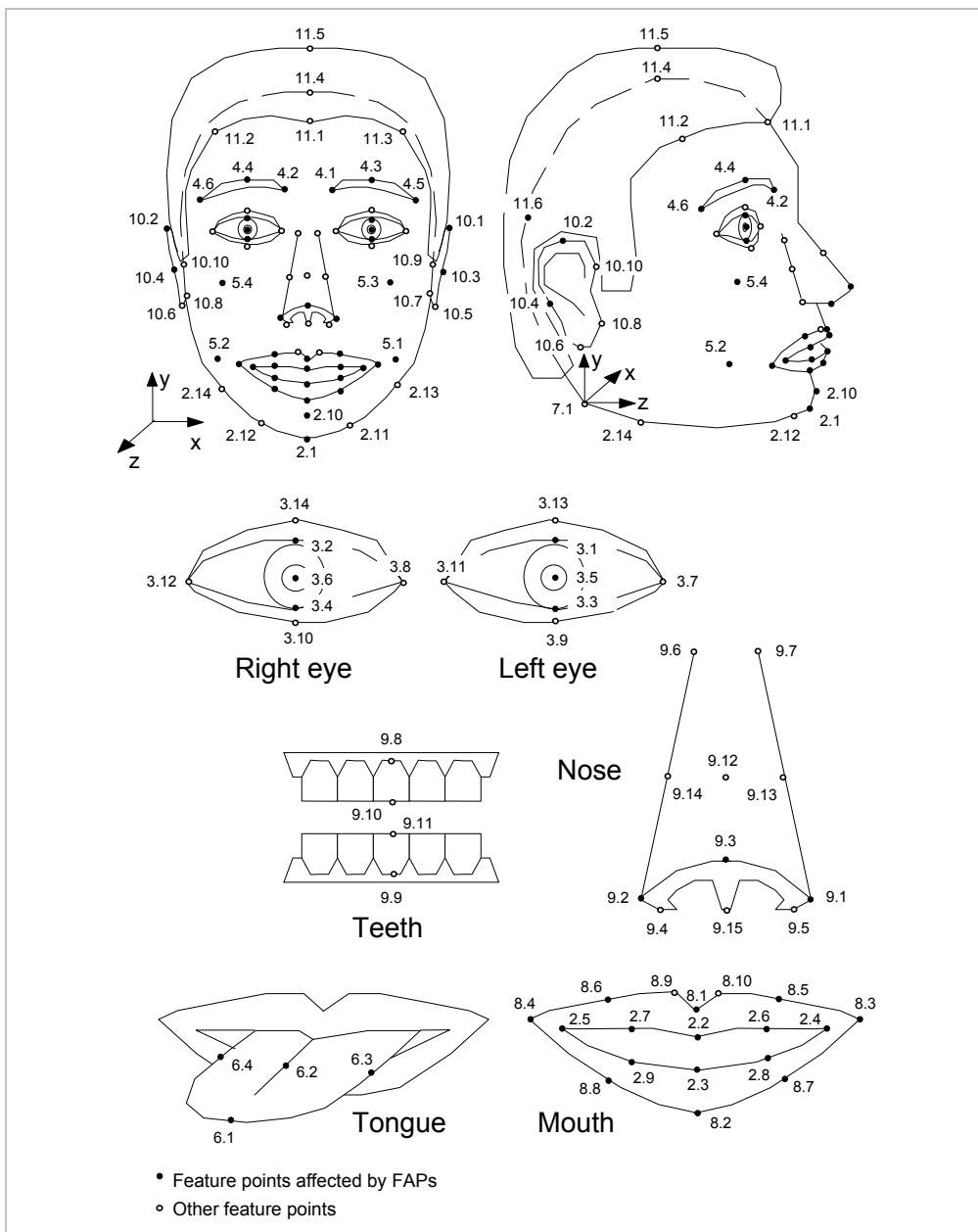


Figure 5 Feature point codes defined in ISO/IEC 14496-2

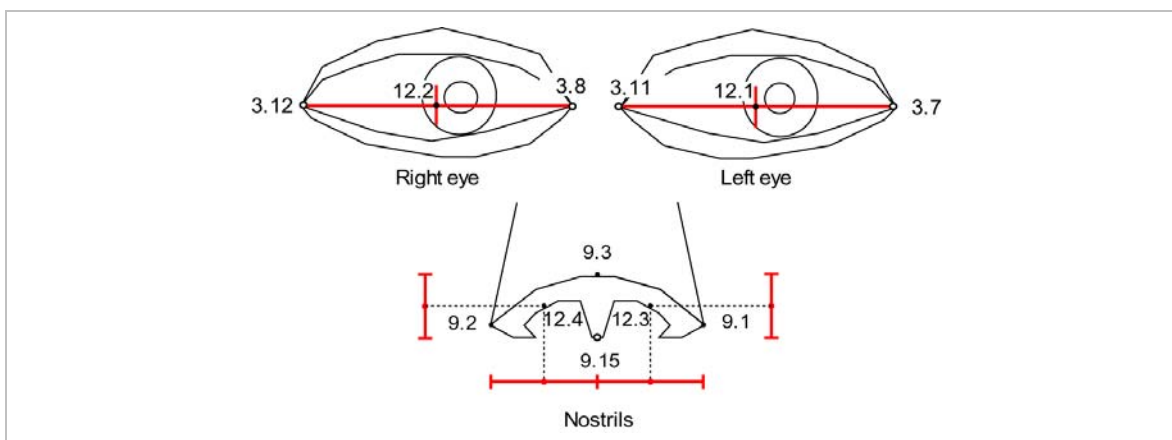


Figure 6 Eye and nostril center feature points

215.1.5.19 Element <ansi-nist:FaceImagePoseOffsetAngleMeasure>

Cross-reference: Part 1, Section 15.1.19 Field 10.021: Pose offset angle (POA)

This element shall only be used for the exchange of facial image data if <ansi-nist:FaceImageSubjectPoseCode> (POS) contains an "A" to indicate an angled pose of the subject. This element should be omitted for a full face or a profile. This element specifies the pose position of the subject at any possible orientation within a circle. Its value shall be to a nearest degree.

The offset angle shall be measured from the full-face pose position and have a range of values from -180 degrees to +180 degrees. A positive angle is used to express the angular offset as the subject rotates from a full-face pose to their right (approaching a left profile). A negative angle is used to express the angular offset as the subject rotates from a full-face pose to their left (approaching a right profile). If the entry in the POS element is an "F", "L", or "R", the contents of this element are ignored.

```
<ansi-nist:FaceImagePoseOffsetAngleMeasure>45
</ansi-nist:FaceImagePoseOffsetAngleMeasure>
```

215.1.5.20 Element <ansi-nist:FaceImageSubjectPoseCode>

Cross-reference: Part 1, Section 15.1.18 Field 10.020: Subject pose (POS)

This optional element is to be used for the exchange of facial image data. When included, this element shall contain one ASCII character code selected from Table 227 to describe the pose of the subject. (Table 227 is the same as Table 19 in Part 1.) For the angled pose entry "A", element <ansi-nist:FaceImagePoseOffsetAngleMeasure> (POA) shall contain the offset angle from the full face orientation. For the determined 3D pose entry "D", element <ansi-nist:FaceImage3DPoseAngle> (SPA) shall contain a set of determined 3D pose angles (i.e., Yaw, Pitch, and Roll angles) away from the full frontal face orientation. Note that the offset angle in SPA is opposite from the yaw angle in POA as indicated by a minus sign.

```
<ansi-nist:FaceImageSubjectPoseCode>F
</ansi-nist:FaceImageSubjectPoseCode>
```

Table 227 Subject pose

Pose description	Pose code
Full Face Frontal	F
Right Profile (90 degree)	R
Left Profile (90 degree)	L
Angled Pose	A
Determined 3D Pose	D

215.1.5.21 Element <itl:FaceImageAcquisitionSource>

Cross-reference: Part 1, Section 15.1.21 Field 10.023: Photo acquisition source (PAS)

This optional element shall specify the classification of the source of the image contained in this record. This element is mandatory if the <ansi-nist:FaceImageAcquisitionProfileCode> (SAP) entry is "40" or greater. When included, the child element <ansi-nist:CaptureSourceCode> shall contain an ASCII attribute code selected from Table 228 to describe the source of captured image data. (Table 228 is the same as Table 21 in Part 1.)

The "VENDOR" category is used to enter unlisted or miscellaneous source attributes of the facial image. This information shall be entered in two child elements. The child element <ansi-nist:CaptureSourceCode> contains "VENDOR" followed by the child element <itl:CaptureSourceDescriptionText> containing unformatted text used to describe the attribute.

```
<itl:FaceImageAcquisitionSource>
  <ansi-nist:CaptureSourceCode>DIGITAL CAMERA
</ansi-nist:CaptureSourceCode>
</itl:FaceImageAcquisitionSource>
```

Another example:

```
<itl:FaceImageAcquisitionSource>
  <ansi-nist:CaptureSourceCode>VENDOR
</ansi-nist:CaptureSourceCode>
  <itl:CaptureSourceDescriptionText>Text
</itl:CaptureSourceDescriptionText>
</itl:FaceImageAcquisitionSource>
```

215.1.5.22 Element <ansi-nist:PhysicalFeatureDescriptionDetail>

This optional element is used to describe the content of the SMT image. Its child elements provide progressively detailed information describing the total image or a portion of the image.

An SMT image consisting of several parts or sub-images shall use multiple occurrences of this complex parent element to fully describe the various parts or features found in the total image. The first occurrence shall describe the most predominant feature or sub-image contained in the SMT image. Subsequent occurrences shall describe additional portions of the image that are not part of the main or central focal point of the image. For example, a tattoo consisting of a man with a snake on the arm being followed by a dog may contain three occurrences of <ansi-

nist:PhysicalFeatureDescriptionDetail> - one describing the man, a second describing the snake, and a third describing the dog.

This complex element contains five child elements described in the subsections below: <ansi-nist:PhysicalFeatureColorDetail>, <ansi-nist:PhysicalFeatureCategoryCode>, <ansi-nist:PhysicalFeatureClassCode>, <ansi-nist:PhysicalFeatureDescriptionText>, and <ansi-nist:PhysicalFeatureSubClassCode>.

```
<ansi-nist:PhysicalFeatureDescriptionDetail>
  [. . . Tattoo or SMT image description elements . . .]
</ansi-nist:PhysicalFeatureDescriptionDetail>
```

Table 228 Acquisition source type codes

Acquisition source type attribute	Attribute code
Unspecified or unknown	UNSPECIFIED
Static photograph from an unknown source	UNKNOWN PHOTO
Static photograph from a digital still-image camera	DIGITAL CAMERA
Static photograph from a scanner	SCANNER
Single video frame from an unknown source	UNKNOWN VIDEO
Single video frame from an analogue video camera	ANALOGUE VIDEO
Single video frame from a digital video camera	DIGITAL VIDEO
Vendor Specific source	VENDOR

215.1.5.22.1 Element <ansi-nist:PhysicalFeatureColorDetail>

Cross-reference: Part 1, Section 15.1.33 Field 10.043: Color (COL)

This is an optional child element of <ansi-nist:PhysicalFeatureDescriptionDetail>. It shall contain one or more information child elements that list the color(s) of the tattoo or part of the tattoo. The child element <ansi-nist:PhysicalFeaturePrimaryColorCode> shall be the predominant color chosen from Table 229. (Table 229 is the same as Table 30 in Part 1.) Additional colors shall be entered as information items in one or more occurrences of the child element <ansi-nist:PhysicalFeatureSecondaryColorCode>.

```
<ansi-nist:PhysicalFeatureColorDetail>
  <ansi-nist:PhysicalFeaturePrimaryColorCode>YELLOW
</ansi-nist:PhysicalFeaturePrimaryColorCode>
  <ansi-nist:PhysicalFeatureSecondaryColorCode>WHITE
</ansi-nist:PhysicalFeatureSecondaryColorCode>
  <ansi-nist:PhysicalFeatureSecondaryColorCode>BLUE
</ansi-nist:PhysicalFeatureSecondaryColorCode>
</ansi-nist:PhysicalFeatureColorDetail>
```

215.1.5.22.2 Element <ansi-nist:PhysicalFeatureCategoryCode>

Cross-reference: Part 1, Section 15.1.32 Field 10.042: SMT descriptors (SMD), the first subfield

This is a mandatory child element of the optional <ansi-nist:PhysicalFeatureDescriptionDetail>. This child element shall identify the source of the image as being a scar, a mark, or a tattoo. It shall contain "SCAR" to indicate healed scar tissue that was the result an accident or medical procedure. An entry of "MARK" shall be used for the pattern resulting from needle or track marks.

For deliberately applied or drawn images, this element will contain "TATTOO" to indicate a common tattoo or indelible image resulting from the pricking of the skin with a coloring matter; "CHEMICAL" if the image was created by the use of chemicals to burn the image into the skin; "BRANDED" if the image was burned into the skin using a branding iron or other form of heat; or "CUT" if the image was caused by incision of the skin.

```
<ansi-nist:PhysicalFeatureCategoryCode>SCAR
</ansi-nist:PhysicalFeatureCategoryCode>
```

Table 229 Color codes

Color description	Color code
Black	BLACK
Brown	BROWN
Gray	GRAY
Blue	BLUE
Green	GREEN
Orange	ORANGE
Purple	PURPLE
Red	RED
Yellow	YELLOW
White	WHITE
Multi-colored	MULTI
Outlined	OUTLINE

215.1.5.22.3 Element <ansi-nist:PhysicalFeatureClassCode>

Cross-reference: Part 1, Section 15.1.32 Field 10.042: SMT descriptors (SMD), the second subfield

This is a mandatory child element of the optional <ansi-nist:PhysicalFeatureDescriptionDetail>. This element shall contain the general class code of tattoo chosen from Table 230. (Table 230 is the same as Table 28 in Part 1.)

If the <ansi-nist:PhysicalFeatureCategoryCode> is "SCAR" or "MARK", this element shall contain the value "OTHER".

```
<ansi-nist:PhysicalFeatureClassCode>ABSTRACT
</ansi-nist:PhysicalFeatureClassCode>
```

Table 230 Tattoo classes

Class description	Class code
Human Forms and Features	HUMAN
Animals and Animal Features	ANIMAL
Plants	PLANT
Flags	FLAG
Objects	OBJECT
Abstractions	ABSTRACT
Insignias & Symbols	SYMBOL
Other Images	OTHER

215.1.5.22.4 Element <ansi-nist:PhysicalFeatureDescriptionText>

Cross-reference: Part 1, Section 15.1.32 Field 10.042: SMT descriptors (SMD), the text string description, fourth subfield

This is an optional child element of the optional <ansi-nist:PhysicalFeatureDescriptionDetail>. It shall contain an ASCII text string that provides additional qualifiers to describe the image or portion of the image. For example, to fully describe a tattoo, there may be a class description of "ANIMAL", with a subclass description of "DOG", and qualified by "golden retriever with an overbite".

If the <ansi-nist:PhysicalFeatureCategoryCode> is "SCAR" or "MARK", this element shall contain a textual description or other information concerning the scar or mark pattern.

```
<ansi-nist:PhysicalFeatureDescriptionText>Text
</ansi-nist:PhysicalFeatureDescriptionText>
```

215.1.5.22.5 Element <ansi-nist:PhysicalFeatureSubClassCode>

Cross-reference: Part 1, Section 15.1.32 Field 10.042: SMT descriptors (SMD), the subclass code, third subfield

This is a mandatory child element of the optional <ansi-nist:PhysicalFeatureDescriptionDetail>. For each general class of tattoo, identified in the <ansi-nist:PhysicalFeatureClassCode> element, there are several defined subclasses. This element shall contain the appropriate subclass code selected from Table 231 a-h which lists the various subclasses of tattoos for each of the general classes. (Table 231 a-h is the same as Table 29 a-h in Part 1.)

If the <ansi-nist:PhysicalFeatureCategoryCode> is "SCAR" or "MARK", this element shall contain "MISC".

```
<ansi-nist:PhysicalFeatureSubClassCode>DOG
</ansi-nist:PhysicalFeatureSubClassCode>
```

Table 231 Tattoo subclasses**Table 231a Human tattoo subclasses**

Subclass	Subclass code
Male Face	MFACE
Female Face	FFACE
Abstract Face	ABFACE
Male Body	MBODY
Female Body	FBODY
Abstract Body	ABBODY
Roles (Knight, Witch, man, etc.)	ROLES
Sports Figures (Football Player, Skier, etc.)	SPORT
Male Body Parts	MBPART
Female Body Parts	FBPART
Abstract Body Parts	ABBPART
Skulls	SKULL
Miscellaneous Human Forms	MHUMAN

Table 231b Animal tattoo subclasses

Subclass	Subclass code
Cats & Cat Heads	CAT
Dogs & Dog Heads	DOG
Other Domestic Animals	DOMESTIC
Vicious Animals (Lions, etc.)	VICIOUS
Horses (Donkeys, Mules, etc.)	HORSE
Other Wild Animals	WILD
Snakes	SNAKE
Dragons	DRAGON
Birds (Cardinal, Hawk, etc.)	BIRD
Spiders, Bugs, and Insects	INSECT
Abstract Animals	ABSTRACT
Animal Parts	PARTS
Miscellaneous Animal Forms	MANIMAL

Table 231c Plant tattoo subclasses

Subclass	Subclass code
Narcotics	NARCOTICS
Red Flowers	REDFL
Blue Flowers	BLUEFL
Yellow Flowers	YELFL
Drawings of Flowers	DRAW
Rose	ROSE
Tulip	TULIP
Lily	LILY
Miscellaneous Plants, Flowers, Vegetables	MPLANT

Table 231d Flags tattoo subclasses

Subclass	Subclass code
American Flag	USA
State Flag	STATE
Nazi Flag	NAZI
Confederate Flag	CONFED
British Flag	BRIT
Miscellaneous Flags	MFLAG

Table 231e Objects tattoo subclasses

Subclass	Subclass code
Fire	FIRE
Weapons(Guns, Arrows, etc.)	WEAP
Airplanes	PLANE
Boats, Ships, & Other Vessels	VESSEL
Trains	TRAIN
Cars, Trucks, and Vehicles	VEHICLE
Mythical (Unicorns, etc.)	MYTH
Sporting Objects (Football, Ski, Hurdles, etc.)	SPORT
Water & Nature Scenes (Rivers, Sky, Trees, etc.)	NATURE
Miscellaneous Objects	MOBJECTS

Table 231f Abstract tattoo subclasses

Subclass	Subclass code
Figure(s)	FIGURE
Sleeve	SLEEVE
Bracelet	BRACE
Anklet	ANKLET
Necklace	NECKLC
Shirt	SHIRT
Body Band	BODBND
Head Band	HEDBND
Miscellaneous Abstract	MABSTRACT

Table 231g Symbols tattoo subclasses

Subclass	Subclass code
National Symbols	NATION
Political Symbols	POLITIC
Military Symbols	MILITARY
Fraternal Symbols	FRATERNAL
Professional Symbols	PROFESS
Gang Symbols	GANG
Miscellaneous Symbols	MSYMBOLS

Table 231h Other tattoo subclasses

Subclass	Subclass code
Wording (Mom, Dad, Mary, etc.)	WORDING
Freeform Drawings	FREEFRM
Miscellaneous Images	MISC

215.1.5.23 Element <ansi-nist:PhysicalFeatureNCICCode>

Cross-reference: Part 1, Section 15.1.30 Field 10.040: NCIC designation code (SMT)

This element is mandatory for a Type-10 record containing SMT image data. It is used to identify a general location of the captured scar, mark, tattoo, or other characteristic (including piercings) in an image. The contents of this element will be an entry chosen from the December 2000 ninth (or current) edition of the NCIC Code Manual. The captured image can encompass an area larger than that specified by a single NCIC body part code for the particular image type. This situation can be accommodated by listing multiple NCIC codes in separate occurrences of this element. In this case, the primary code is listed first.

For the *"marks"* category, the NCIC manual lists the common locations for needle track marks. For other body part locations not listed under the *"marks"* category, use the body location codes listed for scars.

```
<ansi-nist:PhysicalFeatureNCICCode>TAT L TOE
</ansi-nist:PhysicalFeatureNCICCode>
<ansi-nist:PhysicalFeatureNCICCode>TAT FARM
</ansi-nist:PhysicalFeatureNCICCode>
```

215.1.5.24 Element <ansi-nist:PhysicalFeatureSize>

Cross-reference: Part 1, Section 15.1.31 Field 10.041: SMT size (SMS)

This optional element shall contain the dimensions of the scar, mark, or tattoo. It shall consist of two child elements. The height shall be contained in the child element <ansi-nist:PhysicalFeatureHeightMeasure>, and the width shall be contained in the child element <ansi-nist:PhysicalFeatureWidthMeasure>. Each dimension shall be entered to the nearest centimeter.

```
<ansi-nist:PhysicalFeatureSize>
  <ansi-nist:PhysicalFeatureHeightMeasure>112
</ansi-nist:PhysicalFeatureHeightMeasure>
  <ansi-nist:PhysicalFeatureWidthMeasure>15
</ansi-nist:PhysicalFeatureWidthMeasure>
</ansi-nist:PhysicalFeatureSize>
```

215.2 End of Type-10 logical record

The Type-10 logical record shall end with the XML tag </itl:PackageFacialAndSMTImageRecord>.

215.3 Additional facial & SMT image records

Additional Type-10 records may be included in the file. For each additional facial or SMT image, a complete Type-10 logical record is required.

216 Type-11 record reserved for future use

217 Type-12 record reserved for future use

218 Type-13 variable-resolution latent image record

The Type-13 logical record shall contain image data acquired from latent fingerprint or palmprint images. These images are intended to be transmitted to agencies that will automatically extract or provide human intervention and processing to extract the desired feature information from the images. Information regarding the scanning resolution used, the image size, and other parameters required to process the image, are recorded as XML elements within the record.

218.1 XML elements for the Type-13 logical record

The following paragraphs describe the data contained in each of the elements for the Type-13 logical record.

Within a Type-13 logical record, entries shall be provided in XML elements. For each element of the Type-13 record, Table 232 lists the “condition code” as being mandatory “M” or optional “O”, the XML tag name, and occurrence limits. Elements containing entries in the “IMG” column are only applicable to that image type. An entry of “FIN” applies to a fingerprint image, and an entry of “PAL” applies to a palmprint image. (Table 232 corresponds to Table 31 in Part 1.)

The Type-13 record shall be contained within this complex element:

```
<itl:PackageLatentImageRecord>
    [. . . Type 13 Record Content . . .]
</itl:PackageLatentImageRecord>
```

In the subsections that follow, text in bold between opening and closing tags is informative and only included for illustrative purposes, unless otherwise specifically stated (as it is for `<ansi-nist:RecordCategoryCode>`, for example).

218.1.1 Record length

Cross-reference: Part 1, Section 18.1.1 Field 13.001: Logical record length (LEN)

There is no corresponding Part 2 XML element.

218.1.2 Element `<ansi-nist:RecordCategoryCode>`

This mandatory Part 2 element has no corresponding field in Part 1. It is used to identify the record type. For the Type-13 record, it shall contain a value of 13.

```
<ansi-nist:RecordCategoryCode>13
</ansi-nist:RecordCategoryCode>
```

Table 232 Type-13 Variable-resolution latent record

Part 1 Ident	Cond code	Part 1 Field Number	Part 2 XML Element Name	IMG	Occur count	
					min	Max
LEN		13.001				0
	M		<ansi-nist:RecordCategoryCode>		1	1
IDC	M	13.002	<ansi-nist:ImageReferenceIdentification>		1	1
UDF	O	13.200 – 13.998	<itl:UserDefinedFields>		--	--
	M		<itl:FingerprintImage>	FIN	1	1
	M		<itl:PalprintImage>	PAL	1	1
DATA	M	13.999	<nc:BinaryBase64Object>		1	1
BPX	M	13.012	<ansi-nist:ImageBitsPerPixelQuantity>		1	1
	M		<ansi-nist:ImageCaptureDetail>		1	1
LCD	M	13.005	<ansi-nist:CaptureDate>		1	1
SHPS	O	13.016	<ansi-nist:CaptureHorizontalPixelDensityValue>		0	1
SRC	M	13.004	<ansi-nist:CaptureOrganization>		1	1
SVPS	O	13.017	<ansi-nist:CaptureVerticalPixelDensityValue>		0	1
COM	O	13.020	<ansi-nist:ImageCommentText>		0	1
CGA	M	13.011	<ansi-nist:ImageCompressionAlgorithmText>		1	1
HLL	M	13.006	<ansi-nist:ImageHorizontalLineLengthPixelQuantity>		1	1
HPS	M	13.009	<ansi-nist:ImageHorizontalPixelDensityValue>		1	1
SLC	M	13.008	<ansi-nist:ImageScaleUnitsCode>		1	1
VLL	M	13.007	<ansi-nist:ImageVerticalLineLengthPixelQuantity>		1	1
VPS	M	13.010	<ansi-nist:ImageVerticalPixelDensityValue>		1	1
IMP	M	13.003	<ansi-nist:FingerprintImageImpressionCaptureCategoryCode>		1	1
FGP	M	13.013	<ansi-nist:FingerPositionCode>	FIN	1	6
FGP	M	13.013	<ansi-nist:PalpPositionCode>	PAL	1	6
	O		<ansi-nist:FingerprintImageMajorCasePrint>		0	1
SPD	O	13.014	<ansi-nist:FingerPositionCode>		0	9
SPD	O	13.014	<ansi-nist:MajorCasePrintCode>		0	9
PPC	O	13.015	<ansi-nist:MajorCasePrintSegmentOffset>		0	12
LQM	O	13.024	<itl:FingerprintImageQuality>	FIN	0	--
LQM	O	13.024	<itl:PalprintImageQuality>	PAL	0	--

218.1.3 Element <ansi-nist:ImageReferenceIdentification>

Cross-reference: Part 1, Section 18.1.2 Field 13.002: Image designation character (IDC)

This mandatory complex element shall be used to identify the latent image data contained in the record. The content of this element shall match the <ansi-nist:ImageReferenceIdentification> found in the <ansi-nist:TransactionContentSummary> element of the Type-1 record.

Complex element <ansi-nist:ImageReferenceIdentification> shall contain the simple element <nc:IdentificationID>, which shall contain the image reference identification datum.

```
<ansi-nist:ImageReferenceIdentification>
  <nc:IdentificationID>6</nc:IdentificationID>
</ansi-nist:ImageReferenceIdentification>
```

218.1.4 Element <itl>UserDefinedFields>

Cross-reference: Part 1, Section 18.1.23 Fields 13.200-998: User-defined fields (UDF)

These elements are user-definable. Their size and content shall be defined by the user and be in accordance with the receiving agency. If present, they shall contain well-formed XML and ASCII content values.

Complex element <itl>UserDefinedFields> is abstract, and as such is unusable by itself. Implementers should define, in an extension schema, a substitution element containing user-defined child elements from the user's domain.

A substitution element should be defined in a user's extension schema similar to this:

```
<xsd:element name="UserDefinedFields"
  substitutionGroup="itl>UserDefinedFields"
  type="user-domain>UserDefinedFieldsType"/>

<xsd:complexType name="UserDefinedFieldsType">
  <xsd:complexContent>
    <xsd:extension base="s:ComplexObjectType">
      <xsd:sequence>
        <xsd:element ref="user-domain:OneField"/>
        <xsd:element ref="user-domain:TwoField"/>
      </xsd:sequence>
    </xsd:extension>
  </xsd:complexContent>
</xsd:complexType>
```

The element would then appear in an instance document like this:

```
<user-domain>UserDefinedFields>
  <user-domain:OneField>Text</user-domain:OneField>
  <user-domain:TwoField>Text</user-domain:TwoField>
</user-domain>UserDefinedFields>
```

218.1.5 Element <itl:FingerprintImage> or <itl:Palmp rintImage>

This mandatory complex element can take one of two forms. If the Type-13 record contains the image of a latent fingerprint, the <itl:FingerprintImage> complex element shall be used. If the record contains the image of a latent palmp rint, the <itl:Palmp rintImage> complex shall be used. All of the remaining elements in the Type-13 record are nested within, as described in the subsections below.

```
<itl:FingerprintImage>
  [. . . Image elements . . .]
</itl:FingerprintImage>
```

or

```
<itl:Palmp rintImage>
  [. . . Image elements . . .]
</itl:Palmp rintImage>
```

218.1.5.1 Element <nc:BinaryBase64Object>

Cross-reference: Part 1, Section 18.1.24 Field 13.999: Image data (DATA)

This mandatory element shall contain all of the data from a captured latent image. The binary image data shall be converted to ASCII characters using the Base64 encoding algorithm.

Each pixel of uncompressed grayscale data shall normally be quantized to eight bits (256 gray levels) contained in a single byte. If the entry in <ansi-nist:ImageBitsPerPixelQuantity> is greater than “8”, the number of bytes required to represent a pixel will be different. If compression is used, the pixel data shall be compressed in accordance with the compression technique specified in <ansi-nist:ImageCompressionAlgorithmText>.

```
<nc:BinaryBase64Object>base64 data</nc:BinaryBase64Object>
```

218.1.5.2 Element <ansi-nist:ImageBitsPerPixelQuantity>

Cross-reference: Part 1, Section 18.1.12 Field 13.012: Bits per pixel (BPX)

This mandatory element shall contain the number of bits used to represent a pixel. This element shall contain an entry of “8” for normal grayscale values of “0” to “255”. Any entry in this element greater than “8” shall represent a grayscale pixel with increased precision.

```
<ansi-nist:ImageBitsPerPixelQuantity>16
</ansi-nist:ImageBitsPerPixelQuantity>
```

218.1.5.3 Element <ansi-nist:ImageCaptureDetail>

This mandatory complex element contains four child elements described in the subsections below: <ansi-nist:CaptureDate>, <ansi-nist:CaptureHorizontalPixelDensityValue>, <ansi-nist:CaptureOrganization>, and <ansi-nist:CaptureVerticalPixelDensityValue>.

```
<ansi-nist:ImageCaptureDetail>
  [. . . Image capture elements . . .]
</ansi-nist:ImageCaptureDetail>
```

218.1.5.3.1 Element <ansi-nist:CaptureDate>

Cross-reference: Part 1, Section 18.1.5 Field 13.005: Latent capture date (LCD)

This mandatory element <ansi-nist:CaptureDate> shall contain the date that the latent image contained in the record was captured. The date shall appear as eight digits, separated by dashes, in the format YYYY-MM-DD. The YYYY characters shall represent the year the image was captured; the MM characters shall be the tens and units values of the month; and the DD characters shall be the tens and units values of the day in the month. For example, 2008-02-29 represents February 29, 2008. The complete date must be a legitimate date.

Complex element <ansi-nist:CaptureDate> shall have the simple element <nc:Date>, which will contain capture date data.

```
<ansi-nist:CaptureDate>
  <nc:Date>2008-02-29</nc:Date>
</ansi-nist:CaptureDate>
```

218.1.5.3.2 Element <ansi-nist:CaptureHorizontalPixelDensityValue>

Cross-reference: Part 1, Section 18.1.16 Field 13.016: Scanned horizontal pixel scale (SHPS)

This optional element shall specify the horizontal pixel density used for the scanning of the original impression providing <ansi-nist:ImageScaleUnitsCode> contains a "1" or a "2". Otherwise, it indicates the horizontal component of the pixel aspect ratio.

```
<ansi-nist:CaptureHorizontalPixelDensityValue>500
</ansi-nist:CaptureHorizontalPixelDensityValue>
```

218.1.5.3.3 Element <ansi-nist:CaptureOrganization>

Cross-reference: Part 1, Section 18.1.4 Field 13.004: Source agency / ORI (SRC)

This mandatory complex element <ansi-nist:CaptureOrganization> shall contain in <nc:IdentificationID> the identification of the administration or organization that originally captured the latent image contained in the record, and may contain in <nc:OrganizationName> the text name of the organization. Normally, the ORI of the agency that captured the image will be contained in <nc:IdentificationID>. Both <nc:IdentificationID> and <nc:OrganizationName> may contain up to 36 identifying characters each, and the data content of this element shall be defined by the user and be in accordance with the receiving agency.

Element <ansi-nist:CaptureOrganization> shall have two child elements: a mandatory <nc:OrganizationIdentification> and an optional <nc:OrganizationName>. Complex element <nc:OrganizationIdentification> shall have a single child element <nc:IdentificationID>, which will contain the alphanumeric organizational ID datum. Element <nc:OrganizationName> shall contain the datum for the text name of the organization.

```
<ansi-nist:CaptureOrganization>
  <nc:OrganizationIdentification>
    <nc:IdentificationID>WI013415Y</nc:IdentificationID>
  </nc:OrganizationIdentification>
  <nc:OrganizationName>Text</nc:OrganizationName>
</ansi-nist:CaptureOrganization>
```

218.1.5.3.4 Element <ansi-nist:CaptureVerticalPixelDensityValue>

Cross-reference: Part 1, Section 18.1.17 Field 13.017: Scanned vertical pixel scale (SVPS)

This optional element shall specify the vertical pixel density used for the scanning of the original impression providing <ansi-nist:ImageScaleUnitsCode> contains a "1" or a "2". Otherwise, it indicates the vertical component of the pixel aspect ratio.

```
<ansi-nist:CaptureVerticalPixelDensityValue>500
</ansi-nist:CaptureVerticalPixelDensityValue>
```

218.1.5.4 Element <ansi-nist:ImageCommentText>

Cross-reference: Part 1, Section 18.1.19 Field 13.020: Comment (COM)

This optional element may be used to insert comments or other ASCII text information with the latent image data.

```
<ansi-nist:ImageCommentText>Text</ansi-nist:ImageCommentText>
```

218.1.5.5 Element <ansi-nist:ImageCompressionAlgorithmText>

Cross-reference: Part 1, Section 18.1.11 Field 13.011: Compression algorithm (CGA)

This mandatory element shall specify the algorithm used to compress the transmitted grayscale images. A value of "NONE" in this element indicates that the data contained in this record is uncompressed. For those images that are to be losslessly compressed, this element shall contain the text value from Table 201 to indicate the compression method used for the latent fingerprint images. See Section 205.6.1 for additional information on the usage of JPEG 2000 for the compression of fingerprint images. The domain registrar shall maintain a registry of acceptable compression techniques and corresponding codes that may be used as they become available.

```
<ansi-nist:ImageCompressionAlgorithmText>JPEGB
</ansi-nist:ImageCompressionAlgorithmText>
```

218.1.5.6 Element <ansi-nist:ImageHorizontalLineLengthPixelQuantity>

Cross-reference: Part 1, Section 18.1.6 Field 13.006: Horizontal line length (HLL)

This mandatory element shall contain the number of pixels contained on a single horizontal line of the transmitted image.

```
<ansi-nist:ImageHorizontalLineLengthPixelQuantity>80
</ansi-nist:ImageHorizontalLineLengthPixelQuantity>
```

218.1.5.7 Element <ansi-nist:ImageHorizontalPixelDensityValue>

Cross-reference: Part 1, Section 18.1.9 Field 13.009: Horizontal pixel scale (HPS)

This mandatory element shall specify the integer pixel density used in the horizontal direction of the transmitted image providing <ansi-nist:ImageScaleUnitsCode> contains a "1" or a "2". Otherwise, it indicates the horizontal component of the pixel aspect ratio.


```
<ansi-nist:CaptureHorizontalPixelDensityValue>1200
</ansi-nist:CaptureHorizontalPixelDensityValue>
```

218.1.5.8 Element <ansi-nist:ImageScaleUnitsCode>

Cross-reference: Part 1, Section 18.1.8 Field 13.008: Scale units (SLC)

This mandatory element shall specify the units used to describe the image sampling frequency (pixel density). A "1" in this element indicates pixels per inch, or a "2" indicates pixels per centimeter. A "0" in this element indicates no scale is given. For this case, the quotient of HPS/VPS gives the pixel aspect ratio.

```
<ansi-nist:ImageScaleUnitsCode>1</ansi-nist:ImageScaleUnitsCode>
```

218.1.5.9 Element <ansi-nist:ImageVerticalLineLengthPixelQuantity>

Cross-reference: Part 1, Section 18.1.7 Field 13.007: Vertical line length (VLL)

This mandatory element shall contain the number of horizontal lines contained in the transmitted image.

```
<ansi-nist:ImageVerticalLineLengthPixelQuantity>65
</ansi-nist:ImageVerticalLineLengthPixelQuantity>
```

218.1.5.10 Element <ansi-nist:ImageVerticalPixelDensityValue>

Cross-reference: Part 1, Section 18.1.10 Field 13.010: Vertical pixel scale (VPS)

This mandatory element shall specify the integer pixel density used in the vertical direction of the transmitted image providing <ansi-nist:ImageScaleUnitsCode> contains a "1" or a "2". Otherwise, it indicates the vertical component of the pixel aspect ratio.

```
<ansi-nist:ImageVerticalPixelDensityValue>1200
</ansi-nist:ImageVerticalPixelDensityValue>
```

218.1.5.11 Element <ansi-nist:FingerprintImageImpressionCaptureCategoryCode>

Cross-reference: Part 1, Section 18.1.3 Field 13.003: Impression type (IMP)

This mandatory element shall indicate the manner by which the latent image information was obtained. The appropriate latent code choice selected from Table 211 for finger or palm shall be entered in this element.

```
<ansi-nist:FingerprintImageImpressionCaptureCategoryCode>4
</ansi-nist:FingerprintImageImpressionCaptureCategoryCode>
```

218.1.5.12 Element <ansi-nist:FingerPositionCode> or <ansi-nist:PalmPositionCode>

Cross-reference: Part 1, Section 18.1.13 Field 13.013: Finger / palm position (FGP)

This mandatory element shall contain one or more possible finger or palm positions that may match the latent image. The required element (<ansi-nist:FingerPositionCode> or <ansi-

nist:PalmPositionCode>) depends upon the data in element <ansi-nist:FingerprintImageImpressionCaptureCategoryCode> signifying a fingerprint or palmprint impression type, respectively. The decimal code number corresponding to the known or most probable finger position shall be taken from Table 212 or the most probable palm position from Table 235 and entered as a one- or two-character ASCII value. Additional finger and/or palm positions may be referenced by entering multiple occurrences of the <ansi-nist:FingerPositionCode> or <ansi-nist:PalmPositionCode> element. The code "0", for "Unknown Finger," shall be used to reference every finger position from one through ten. The code "20", for "Unknown Palm," shall be used to reference every listed palmprint position. Code "19" shall be used to reference one or more parts of an Entire Joint Image (EJI) or tip.

If the element <itl:FingerprintImage> is used, then this child element shall be <ansi-nist:FingerPositionCode>. If the element <itl:PalmprintImage> is used, then this child element shall be <ansi-nist:PalmPositionCode>.

This element will contain the finger or palm position code datum. Multiple occurrences of the element are allowable. The XML code shall be as follows:

```
<ansi-nist:FingerPositionCode>12</ansi-nist:FingerPositionCode>
<ansi-nist:FingerPositionCode>11</ansi-nist:FingerPositionCode>
or
<ansi-nist:PalmPositionCode>27</ansi-nist:PalmPositionCode>
<ansi-nist:PalmPositionCode>26</ansi-nist:PalmPositionCode>
```

218.1.5.13 Element <ansi-nist:FingerprintImageMajorCasePrint>

This complex element shall be present if and only if the value contained by <ansi-nist:FingerPositionCode> is equal to "19". This parent element contains three child elements: <ansi-nist:FingerPositionCode>, <ansi-nist:MajorCasePrintCode>, and <ansi-nist:MajorCasePrintSegmentOffset>.

218.1.5.13.1 Element <ansi-nist:FingerPositionCode>

Cross-reference: Part 1, Section 18.1.14 Field 13.014: Search Position Descriptors (SPD) – First information item

This is a mandatory subelement of <ansi-nist:FingerprintImageMajorCasePrint>, which is used when the value contained by <ansi-nist:FingerPositionCode> is equal to "19". It is used to narrow the search of the latent image in this record against a database. This element is the probable decimal finger position code (0-10) taken from Table 212. A "0" indicates that all the fingers of a possible candidate should be searched.

```
<ansi-nist:FingerPositionCode>8</ansi-nist:FingerPositionCode>
```

218.1.5.13.2 Element <ansi-nist:MajorCasePrintCode>

Cross-reference: Part 1, Section 18.1.14 Field 13.014: Search Position Descriptors (SPD) – Second information item

This is a mandatory subelement of <ansi-nist:FingerprintImageMajorCasePrint>, which is used when the value contained by <ansi-nist:FingerPositionCode> is equal to "19". It is used to narrow the search of the latent image in this record against a database. This element is the code

taken from Table 233 to indicate the portion of the EJI or tip image in the database to search. (Table 233 is the same as Table 32 in Part 1.) Latent images of full-length fingers use codes FV1 through FV4 as defined in Table 233. Figure 7 is an illustration of the Entire Joint Image for a middle finger with each of the full finger views and constituent parts identified. The EJI code is used for the case where all four finger images are to be considered. For the case where the latent is to be compared to proximal, distal, or medial segments of a finger, this information item will contain the appropriate finger segment character.

```
<ansi-nist:MajorCasePrintCode>EJI
</ansi-nist:MajorCasePrintCode>
```

Table 233 EJI and tip codes

TYPE OF IMAGE	IMAGE CODE
Entire Joint Image	EJI
Rolled Tip	TIP
Full Finger Rolled Image	FV1
Full Finger Plain Image – left side	FV2
Full Finger Plain Image – center	FV3
Full Finger Plain Image – right side	FV4
Proximal, Distal, or Medial Segments	PRX, DST, MED

NOTE: Elements FingerPositionCode and PalmPositionCode are included to make the standard flexible enough to accommodate many different scenarios and applications. These two elements facilitate searching of latents formatted within Type-13 records against Type-14 records contained in the various database files. The search of a database by a latent can be narrowed with the use of additional information such as finger position, finger segment, or full finger view. It is unlikely that an entire EJI will ever be left at the scene of a crime. But a latent can be searched against the EJIs in an image or features file based on a specific finger segment or full finger view. This can be accomplished for a portion of the latent described by the X and Y coordinates.

218.1.5.13.3 Element <ansi-nist:MajorCasePrintSegmentOffset>

Cross-reference: Part 1, Section 18.1.15 Field 13.015: Print Position Coordinates (PPC)

This is a mandatory subelement of <ansi-nist:FingerprintImageMajorCasePrint>, which is used when the value contained by <ansi-nist:FingerPositionCode> is equal to “19”.

This element contains offsets to the locations for the bounding box of the EJI, each of the full finger views, or segments within the EJI. When used, this complex element shall consist of six mandatory information items to describe the type or portion of the latent image contained in this record and its location within an entire joint image. The information item <ansi-nist:SegmentFingerViewCode> is the number of the full finger view with values of “FV1” through “FV4”. Values of “FV1” to “FV4” specify the bounding coordinates for each full finger view. The information item <ansi-nist:SegmentLocationCode> is used to identify the location of a segment within a full finger view. It will contain the not applicable code “NA” if the image portion refers to a

full finger view or to the entire joint image locations. It shall contain “PRX”, “DST”, “MED” for a proximal, distal, or medial segment. The next four information items are the horizontal and vertical offsets relative to the origin positioned in the upper left corner of the image. The horizontal offsets (X) are the pixel counts to the right, and the vertical offsets (Y) are the pixel counts down. The location of the image portion is defined by the sequence of X coordinates (LEFT=<ansi-nist:SegmentLeftHorizontalCoordinateValue>, RIGHT=<ansi-nist:SegmentRightHorizontalCoordinateValue>) and the Y coordinates (TOP=<ansi-nist:SegmentTopVerticalCoordinateValue>, BOTTOM=<ansi-nist:SegmentBottomVerticalCoordinateValue>) of its bounding box. For the case of a fingertip, <ansi-nist:SegmentFingerViewCode> shall be “TIP”, and <ansi-nist:SegmentLocationCode> shall be “NA”. The collection of six subelements will describe either the location of the entire joint image, one full finger view, or segment. Individual full finger or segment definitions may be repeated as multiple occurrences of <ansi-nist:MajorCasePrintSegmentOffset>.

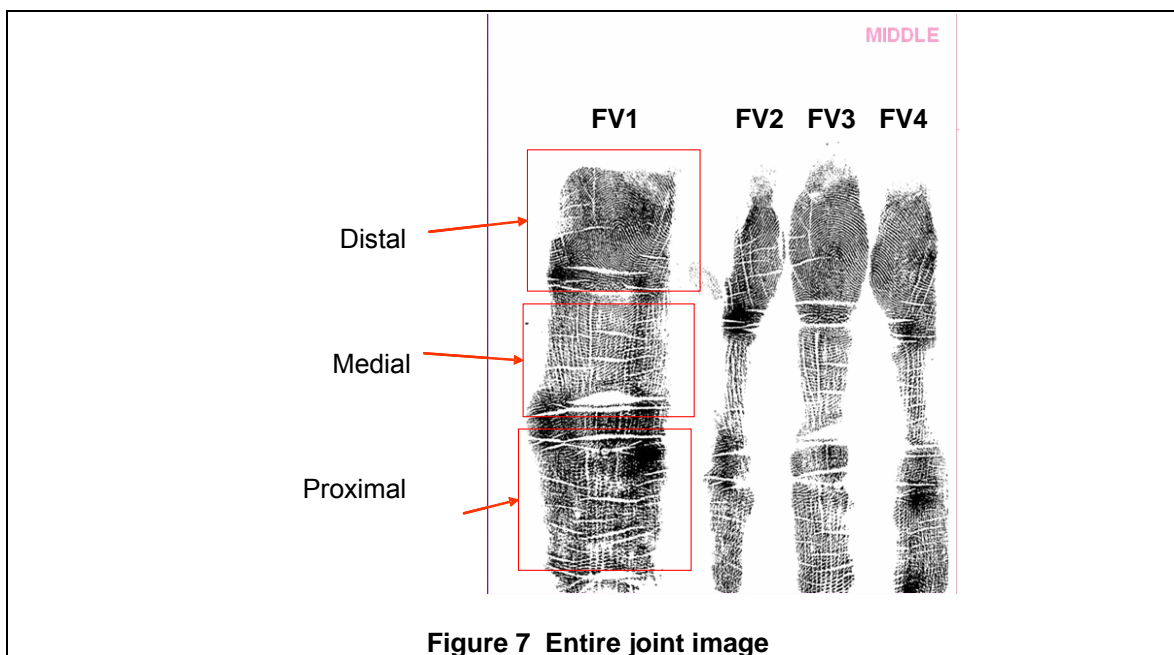


Figure 7 Entire joint image

Element <ansi-nist:MajorCasePrintSegmentOffset> shall have six child elements: <ansi-nist:SegmentBottomVerticalCoordinateValue>, <ansi-nist:SegmentLocationCode>, <ansi-nist:SegmentFingerViewCode>, <ansi-nist:SegmentLeftHorizontalCoordinateValue>, <ansi-nist:SegmentRightHorizontalCoordinateValue>, and <ansi-nist:SegmentTopVerticalCoordinateValue>.

Part 1 cross-reference information: Element <ansi-nist:SegmentBottomVerticalCoordinateValue> shall correspond to the sixth information item in field 13.015. Element <ansi-nist:SegmentLocationCode> shall correspond to the second information item in field 13.015. Element <ansi-nist:SegmentFingerViewCode> shall correspond to the first information item in field 13.015. Element <ansi-nist:SegmentLeftHorizontalCoordinateValue> shall correspond to the third information item in field 13.015. Element <ansi-nist:SegmentRightHorizontalCoordinateValue> shall correspond to the fourth information item in

field 13.015. Element <ansi-nist:SegmentTopVerticalCoordinateValue> shall correspond to the fifth information item in field 13.015.

At least one occurrence of this subelement <ansi-nist:MajorCasePrintSegmentOffset> is mandatory. In practice, multiple occurrences may be used to describe the bounding boxes of multiple finger segments or multiple full finger views.

The XML code shall be as follows:

```
<ansi-nist:MajorCasePrintSegmentOffset>
  <ansi-nist:SegmentBottomVerticalCoordinateValue>85
</ansi-nist:SegmentBottomVerticalCoordinateValue>
  <ansi-nist:SegmentLocationCode>DST
</ansi-nist:SegmentLocationCode>
  <ansi-nist:SegmentFingerViewCode>FV1
</ansi-nist:SegmentFingerViewCode>
  <ansi-nist:SegmentLeftHorizontalCoordinateValue>115
</ansi-nist:SegmentLeftHorizontalCoordinateValue>
  <ansi-nist:SegmentRightHorizontalCoordinateValue>188
</ansi-nist:SegmentRightHorizontalCoordinateValue>
  <ansi-nist:SegmentTopVerticalCoordinateValue>55
</ansi-nist:SegmentTopVerticalCoordinateValue>
</ansi-nist:MajorCasePrintSegmentOffset>
```

218.1.5.14 Element <itl:FingerprintImageQuality> or <itl:PalmpointImageQuality>

Cross-reference: Part 1, Section 18.1.21 Field 13.024: Latent quality metric (LQM)

This optional complex element <itl:FingerprintImageQuality> or <itl:PalmpointImageQuality> is used to specify one or more different metrics of latent image quality score data for the image stored in this record. The meaning attributed to this metric must be defined and interpreted by the producer of the scoring algorithm or by the person or system used to assign the metric to the latent image. The metric may be a predictor of AFIS matcher accuracy performance or a different metric to indicate a value associated with the quality of the latent image for a particular function.

If the <itl:FingerprintImage> complex element is used, then the optional complex element <itl:FingerprintImageQuality> should be used. It shall have four child elements: <ansi-nist:FingerPositionCode>, <ansi-nist:QualityAlgorithmProductIdentification>, <ansi-nist:QualityAlgorithmVendorIdentification>, and <ansi-nist:QualityValue>.

If the <itl:PalmpointImage> complex element is used, then the optional complex element <itl:PalmpointImageQuality> should be used. It shall have four child elements: <ansi-nist:PalmPositionCode>, <ansi-nist:QualityAlgorithmProductIdentification>, <ansi-nist:QualityAlgorithmVendorIdentification>, and <ansi-nist:QualityValue>.

The first information item is a finger or palm position code. In <itl:FingerprintImageQuality>, the information item <ansi-nist:FingerPositionCode> shall contain a code chosen from Table 212. In <itl:PalmpointImageQuality>, the information item <ansi-nist:PalmPositionCode> shall contain a code chosen from Table 235. (This corresponds to the first information item in 13.024.)

The other three items identify a quality score and the algorithm used to create the quality score. This information is useful to enable the recipient of the quality score to differentiate between quality scores generated by different algorithms and adjust for any differences in processing or analysis as necessary.

- The information item <ansi-nist:QualityAlgorithmProductIdentification> and its child <nc:IdentificationID> shall specify a numeric product code assigned by the vendor of the quality algorithm, which may be registered with the IBIA, but registration is not required. It indicates which of the vendor's algorithms was used in the calculation of the quality score. This element contains the ASCII representation of the integer product code and should be within the range 1 to 65535. Element <ansi-nist:QualityAlgorithmProductIdentification> shall have a child element <nc:IdentificationID>, which will contain the numeric product code datum. (This corresponds to the fourth information item in 13.024.)
- The information item <ansi-nist:QualityAlgorithmVendorIdentification> and its child <nc:IdentificationID> shall specify the ID of the vendor of the quality algorithm used to calculate the quality score. This 4-digit hex value is assigned by IBIA and expressed as four ASCII characters. The IBIA shall maintain the Vendor Registry of CBEFF Biometric Organizations that will map the value in this element to a registered organization. Element <ansi-nist:QualityAlgorithmVendorIdentification> shall have a child element <nc:IdentificationID>, which will contain the vendor ID datum. (This corresponds to the third information item in 13.024.)
- The information item <ansi-nist:QualityValue> shall be a quantitative expression of the predicted matching performance of the biometric sample. This item contains the ASCII representation of the integer image quality score between 0 and 100 assigned to the image data by a quality algorithm. Higher values indicate better quality. An entry of "255" shall indicate a failed attempt to calculate a quality score. An entry of "254" shall indicate that no attempt to calculate a quality score was made. The use of additional values to convey other information should be harmonized with ISO/IEC 19794 standards. (This corresponds to the second information item in 13.024.)

The complex element <itl:FingerprintImageQuality> or <itl:PalmpointImageQuality> may be repeated for each quality algorithm used.

```
<itl:FingerprintImageQuality>
  <ansi-nist:FingerPositionCode>4
</ansi-nist:FingerPositionCode>
  <ansi-nist:QualityAlgorithmProductIdentification>
    <nc:IdentificationID>28495</nc:IdentificationID>
</ansi-nist:QualityAlgorithmProductIdentification>
  <ansi-nist:QualityAlgorithmVendorIdentification>
    <nc:IdentificationID>FFF0</nc:IdentificationID>
</ansi-nist:QualityAlgorithmVendorIdentification>
  <ansi-nist:QualityValue>100</ansi-nist:QualityValue>
</itl:FingerprintImageQuality>
```

or

```
<itl:PalmprintImageQuality>
  <ansi-nist:PalmPositionCode>29
</ansi-nist:PalmPositionCode>
  <ansi-nist:QualityAlgorithmProductIdentification>
    <nc:IdentificationID>28495</nc:IdentificationID>
  </ansi-nist:QualityAlgorithmProductIdentification>
  <ansi-nist:QualityAlgorithmVendorIdentification>
    <nc:IdentificationID>FFF0</nc:IdentificationID>
  </ansi-nist:QualityAlgorithmVendorIdentification>
  <ansi-nist:QualityValue>100</ansi-nist:QualityValue>
</itl:PalmprintImageQuality>
```

218.2 End of Type-13 variable-resolution latent image record

The Type-13 logical record shall end with the XML tag </itl:PackageLatentImageRecord>.

218.3 Additional variable-resolution latent image records

Additional Type-13 records may be included in the file. For each additional latent image, a complete Type-13 logical record is required.

219 Type-14 variable-resolution fingerprint image record

The Type-14 logical record shall contain and be used to exchange fingerprint image data from a rolled tenprint, an identification flat, or a major case print (also referred to as a complete friction ridge exemplar). All fingerprint impressions shall be acquired from a tenprint card, a major case print card, or a live-scan device. Captured images are intended to be transmitted to agencies that will automatically extract the desired feature information from the images for matching purposes. Textual information regarding the scanning resolution, the image size, and other parameters or comments required to process the image are recorded as XML elements within the record.

The Type-14 record is also used to exchange identification flats (simultaneous plain impressions captured on a platen) for civil background checks. Rolled images are generally not used for this application. Three Type-14 image records are used to contain the flat fingerprint impressions. Two of the image records contain the left and right simultaneous four fingers, and the third contains the two thumbs. Offsets to the locations of image segments containing the individual fingers are included with the image records. Additional fields are defined to contain the NIST Fingerprint Image Quality (NFIQ) metric, alternate image quality metrics, and metrics for predicting the correctness of the segmentation.

219.1 XML elements for the Type-14 logical record

The following paragraphs describe the data contained in each of the elements for the Type-14 logical record.

Within a Type-14 logical record, entries shall be provided in XML elements. For each element of the Type-14 record, Table 234 lists the “condition code” as being mandatory “M” or optional “O”, the XML tag name, and occurrence limits. (Table 234 corresponds to Table 33 in Part 1.)

The Type-14 record shall be contained within this complex element:

```
<itl:PackageFingerprintImageRecord>
  [. . . Type 14 Record Content . . .]
</itl:PackageFingerprintImageRecord>
```

In the subsections that follow, text in bold between opening and closing tags is informative and only included for illustrative purposes, unless otherwise specifically stated (as it is for `<ansi-nist:RecordCategoryCode>`, for example).

Table 234 Type-14 Variable-resolution fingerprint record

Part 1 Ident	Cond code	Part 1 Field Number	Part 2 XML Element Name	Occur count	
				min	Max
LEN		14.001			0
	M		<code><ansi-nist:RecordCategoryCode></code>	1	1
IDC	M	14.002	<code><ansi-nist:ImageReferenceIdentification></code>	1	1
UDF	O	14.200 – 14.998	<code><itl:UserDefinedFields></code>	--	--
	M		<code><itl:FingerprintImage></code>	1	1
DATA	M	14.999	<code><nc:BinaryBase64Object></code>	1	1
BPX	M	14.012	<code><ansi-nist:ImageBitsPerPixelQuantity></code>	1	1
			<code><ansi-nist:ImageCaptureDetail></code>	1	1
FCD	M	14.005	<code><ansi-nist:CaptureDate></code>	1	1
SHPS	O	14.016	<code><ansi-nist:CaptureHorizontalPixelDensityValue></code>	0	1
SRC	M	14.004	<code><ansi-nist:CaptureOrganization></code>	1	1
SVPS	O	14.017	<code><ansi-nist:CaptureVerticalPixelDensityValue></code>	0	1
DMM	O	14.030	<code><ansi-nist:CaptureDeviceMonitoringModeCode></code>	0	1
COM	O	14.020	<code><ansi-nist:ImageCommentText></code>	0	1
CGA	M	14.011	<code><ansi-nist:ImageCompressionAlgorithmText></code>	1	1
HLL	M	14.006	<code><ansi-nist:ImageHorizontalLineLengthPixelQuantity></code>	1	1
HPS	M	14.009	<code><ansi-nist:ImageHorizontalPixelDensityValue></code>	1	1
SLC	M	14.008	<code><ansi-nist:ImageScaleUnitsCode></code>	1	1
VLL	M	14.007	<code><ansi-nist:ImageVerticalLineLengthPixelQuantity></code>	1	1
VPS	M	14.010	<code><ansi-nist:ImageVerticalPixelDensityValue></code>	1	1
IMP	M	14.003	<code><ansi-nist:FingerprintImageImpressionCaptureCategoryCode></code>	1	1

Part 1 Ident	Cond code	Part 1 Field Number	Part 2 XML Element Name	Occur count	
				min	Max
FGP	M	14.013	<ansi-nist:FingerPositionCode>	1	6
	O		<ansi-nist:FingerprintImageMajorCasePrint>	0	1
PPD	O	14.014	<ansi-nist:FingerPositionCode>	0	1
PPD	O	14.014	<ansi-nist:MajorCasePrintCode>	0	1
PPC	O	14.015	<ansi-nist:MajorCasePrintSegmentOffset>	0	12
AMP	O	14.018	<itl:FingerprintImageFingerMissing>	0	4
SEG	O	14.021	<itl:FingerprintImageSegmentPositionSquare>	0	--
NQM	O	14.022	<ansi-nist:FingerprintImageNISTQuality>	0	4
SQM	O	14.023	<ansi-nist:FingerprintImageSegmentationQuality>	0	--
FQM	O	14.024	<itl:FingerprintImageQuality>	0	--
ASEG	O	14.025	<itl:FingerprintImageSegmentPositionPolygon>	0	4

219.1.1 Record length

Cross-reference: Part 1, Section 19.1.1 Field 14.001: Logical record length (LEN)

There is no corresponding Part 2 XML element.

219.1.2 Element <ansi-nist:RecordCategoryCode>

This mandatory Part 2 element has no corresponding field in Part 1. It is used to identify the record type. For the Type-14 record, it shall contain a value of 14.

```
<ansi-nist:RecordCategoryCode>14</ansi-nist:RecordCategoryCode>
```

219.1.3 Element <ansi-nist:ImageReferenceIdentification>

Cross-reference: Part 1, Section 19.1.2 Field 14.002: Image designation character (IDC)

This mandatory complex element shall be used to identify the fingerprint image data contained in the record. The content of this element shall match the <ansi-nist:ImageReferenceIdentification> found in the <ansi-nist:TransactionContentSummary> element of the Type-1 record.

Complex element <ansi-nist:ImageReferenceIdentification> shall contain the simple element <nc:IdentificationID>, which shall contain the image reference identification datum.

```
<ansi-nist:ImageReferenceIdentification>
  <nc:IdentificationID>10</nc:IdentificationID>
</ansi-nist:ImageReferenceIdentification>
```

219.1.4 Element <itl:UserDefinedFields>

Cross-reference: Part 1, Section 19.1.29 Fields 14.200-998: User-defined fields (UDF)

These elements are user-definable. Their size and content shall be defined by the user and be in accordance with the receiving agency. If present, they shall contain well-formed XML and ASCII content values.

Complex element <itl:UserDefinedFields> is abstract, and as such is unusable by itself. Implementers should define, in an extension schema, a substitution element containing user-defined child elements from the user's domain.

A substitution element should be defined in a user's extension schema similar to this:

```
<xsd:element name="UserDefinedFields"
  substitutionGroup="itl:UserDefinedFields"
  type="user-domain:UserDefinedFieldsType"/>

<xsd:complexType name="UserDefinedFieldsType">
  <xsd:complexContent>
    <xsd:extension base="s:ComplexObjectType">
      <xsd:sequence>
        <xsd:element ref="user-domain:OneField"/>
        <xsd:element ref="user-domain:TwoField"/>
      </xsd:sequence>
    </xsd:extension>
  </xsd:complexContent>
</xsd:complexType>
```

The element would then appear in an instance document like this:

```
<user-domain:UserDefinedFields>
  <user-domain:OneField>Text</user-domain:OneField>
  <user-domain:TwoField>Text</user-domain:TwoField>
</user-domain:UserDefinedFields>
```

219.1.5 Element <itl:FingerprintImage>

This mandatory complex element contains the remaining elements in the Type-14 record, as described in the subsections below.

```
<itl:FingerprintImage>
  [. . . Image elements . . .]
</itl:FingerprintImage>
```

219.1.5.1 Element <nc:BinaryBase64Object>

Cross-reference: Part 1, Section 19.1.30 Field 14.999: Image data (DATA)

This mandatory element shall contain all of the data from a captured tenprint image. The binary image data shall be converted to ASCII characters using the Base64 encoding algorithm.

Each pixel of uncompressed grayscale data shall normally be quantized to eight bits (256 gray levels) contained in a single byte. If the entry in <ansi-nist:ImageBitsPerPixelQuantity> is greater

than "8", the number of bytes required to represent a pixel will be different. If compression is used, the pixel data shall be compressed in accordance with the compression technique specified in `<ansi-nist:ImageCompressionAlgorithmText>`.

```
<nc:BinaryBase64Object>base64 data</nc:BinaryBase64Object>
```

219.1.5.2 Element `<ansi-nist:ImageBitsPerPixelQuantity>`

Cross-reference: Part 1, Section 19.1.12 Field 14.012: Bits per pixel (BPX)

This mandatory element shall contain the number of bits used to represent a pixel. This element shall contain an entry of "8" for normal grayscale values of "0" to "255". Any entry in this element greater than "8" shall represent a grayscale pixel with increased precision.

```
<ansi-nist:ImageBitsPerPixelQuantity>8
</ansi-nist:ImageBitsPerPixelQuantity>
```

219.1.5.3 Element `<ansi-nist:ImageCaptureDetail>`

This mandatory complex element contains five child elements described in the subsections below: `<ansi-nist:CaptureDate>`, `<ansi-nist:CaptureHorizontalPixelDensityValue>`, `<ansi-nist:CaptureOrganization>`, `<ansi-nist:CaptureVerticalPixelDensityValue>`, and `<ansi-nist:CaptureDeviceMonitoringModeCode>`.

```
<ansi-nist:ImageCaptureDetail>
  [. . . Image capture elements . . .]
</ansi-nist:ImageCaptureDetail>
```

219.1.5.3.1 Element `<ansi-nist:CaptureDate>`

Cross-reference: Part 1, Section 19.1.5 Field 14.005: Fingerprint capture date (FCD)

This mandatory element `<ansi-nist:CaptureDate>` shall contain the date that the image contained in the record was captured. The date shall appear as eight digits, separated by dashes, in the format YYYY-MM-DD. The YYYY characters shall represent the year the image was captured; the MM characters shall be the tens and units values of the month; and the DD characters shall be the tens and units values of the day in the month. For example, 2008-02-29 represents February 29, 2008. The complete date must be a legitimate date.

Complex element `<ansi-nist:CaptureDate>` shall have the simple element `<nc:Date>`, which will contain capture date data.

```
<ansi-nist:CaptureDate>
  <nc:Date>2008-02-29</nc:Date>
</ansi-nist:CaptureDate>
```

219.1.5.3.2 Element `<ansi-nist:CaptureHorizontalPixelDensityValue>`

Cross-reference: Part 1, Section 19.1.16 Field 14.016: Scanned horizontal pixel scale (SHPS)

This optional element shall specify the horizontal pixel density used for the scanning of the original impression providing `<ansi-nist:ImageScaleUnitsCode>` contains a "1" or a "2". Otherwise, it indicates the horizontal component of the pixel aspect ratio.

```
<ansi-nist:CaptureHorizontalPixelDensityValue>500
</ansi-nist:CaptureHorizontalPixelDensityValue>
```

219.1.5.3.3 Element <ansi-nist:CaptureOrganization>

Cross-reference: Part 1, Section 19.1.4 Field 14.004: Source agency / ORI (SRC)

This mandatory complex element <ansi-nist:CaptureOrganization> shall contain in <nc:IdentificationID> the identification of the administration or organization that originally captured the fingerprint images contained in the record, and may contain in <nc:OrganizationName> the text name of the organization. Normally, the ORI of the agency that captured the image will be contained in <nc:IdentificationID>. Both <nc:IdentificationID> and <nc:OrganizationName> may contain up to 36 identifying characters each, and the data content of this element shall be defined by the user and be in accordance with the receiving agency.

Element <ansi-nist:CaptureOrganization> shall have two child elements: a mandatory <nc:OrganizationIdentification> and an optional <nc:OrganizationName>. Complex element <nc:OrganizationIdentification> shall have a single child element <nc:IdentificationID>, which will contain the alphanumeric organizational ID datum. Element <nc:OrganizationName> shall contain the datum for the text name of the organization.

```
<ansi-nist:CaptureOrganization>
  <nc:OrganizationIdentification>
    <nc:IdentificationID>WI013415Y</nc:IdentificationID>
  </nc:OrganizationIdentification>
  <nc:OrganizationName>Text</nc:OrganizationName>
</ansi-nist:CaptureOrganization>
```

219.1.5.3.4 Element <ansi-nist:CaptureVerticalPixelDensityValue>

Cross-reference: Part 1, Section 19.1.17 Field 14.017: Scanned vertical pixel scale (SVPS)

This optional element shall specify the vertical pixel density used for the scanning of the original impression providing <ansi-nist:ImageScaleUnitsCode> contains a "1" or a "2". Otherwise, it indicates the vertical component of the pixel aspect ratio.

```
<ansi-nist:CaptureVerticalPixelDensityValue>500
</ansi-nist:CaptureVerticalPixelDensityValue>
```

219.1.5.3.5 Element <ansi-nist:CaptureDeviceMonitoringModeCode>

Cross-reference: Part 1, Section 19.1.27 Field 14.030 Device monitoring mode (DMM)

This optional element provides information describing the level of human monitoring for the image capture device. This element will contain an entry from Table 219 to indicate the monitoring mode of the biometric sample capture device.

```
<ansi-nist:CaptureDeviceMonitoringModeCode>ASSISTED
</ansi-nist:CaptureDeviceMonitoringModeCode>
```

219.1.5.4 Element <ansi-nist:ImageCommentText>

Cross-reference: Part 1, Section 19.1.20 Field 14.020: Comment (COM)

This optional element may be used to insert comments or other ASCII text information with the image data.

```
<ansi-nist:ImageCommentText>Text</ansi-nist:ImageCommentText>
```

219.1.5.5 Element <ansi-nist:ImageCompressionAlgorithmText>

Cross-reference: Part 1, Section 19.1.11 Field 14.011: Compression algorithm (CGA)

This mandatory element shall specify the algorithm used to compress the transmitted grayscale images. A value of "NONE" in this element indicates that the data contained in this record is uncompressed. For those images that are to be compressed, this element shall contain the text value from Table 201 to indicate the compression method used for this record type. The preferred methods for the compression of fingerprint images are WSQ for those images scanned or transmitted at 500 ppi or JPEG 2000 for those images scanned and transmitted at 1000 ppi. See Section 205.6.1 and the *Profile for 1000 ppi Fingerprint Compression* for additional information on the usage of JPEG 2000 for the compression of fingerprint images. The domain registrar maintains a registry of acceptable compression techniques and corresponding codes that may be used as they become available.

```
<ansi-nist:ImageCompressionAlgorithmText>WSQ  
</ansi-nist:ImageCompressionAlgorithmText>
```

219.1.5.6 Element <ansi-nist:ImageHorizontalLineLengthPixelQuantity>

Cross-reference: Part 1, Section 19.1.6 Field 14.006: Horizontal line length (HLL)

This mandatory element shall contain the number of pixels contained on a single horizontal line of the transmitted image.

```
<ansi-nist:ImageHorizontalLineLengthPixelQuantity>80  
</ansi-nist:ImageHorizontalLineLengthPixelQuantity>
```

219.1.5.7 Element <ansi-nist:ImageHorizontalPixelDensityValue>

Cross-reference: Part 1, Section 19.1.9 Field 14.009: Horizontal pixel scale (HPS)

This mandatory element shall specify the integer pixel density used in the horizontal direction of the transmitted image providing <ansi-nist:ImageScaleUnitsCode> contains a "1" or a "2". Otherwise, it indicates the horizontal component of the pixel aspect ratio.

```
<ansi-nist:CaptureHorizontalPixelDensityValue>1200  
</ansi-nist:CaptureHorizontalPixelDensityValue>
```

219.1.5.8 Element <ansi-nist:ImageScaleUnitsCode>

Cross-reference: Part 1, Section 19.1.8 Field 14.008: Scale units (SLC)

This mandatory element shall specify the units used to describe the image sampling frequency (pixel density). A "1" in this element indicates pixels per inch, or a "2" indicates pixels per centimeter. A "0" in this element indicates no scale is given. For this case, the quotient of HPS/VPS gives the pixel aspect ratio.

```
<ansi-nist:ImageScaleUnitsCode>1</ansi-nist:ImageScaleUnitsCode>
```

219.1.5.9 Element <ansi-nist:ImageVerticalLineLengthPixelQuantity>

Cross-reference: Part 1, Section 19.1.7 Field 14.007: Vertical line length (VLL)

This mandatory element shall contain the number of horizontal lines contained in the transmitted image.

```
<ansi-nist:ImageVerticalLineLengthPixelQuantity>65  
</ansi-nist:ImageVerticalLineLengthPixelQuantity>
```

219.1.5.10 Element <ansi-nist:ImageVerticalPixelDensityValue>

Cross-reference: Part 1, Section 19.1.10 Field 14.010: Vertical pixel scale (VPS)

This mandatory element shall specify the integer pixel density used in the vertical direction of the transmitted image providing <ansi-nist:ImageScaleUnitsCode> contains a "1" or a "2". Otherwise, it indicates the vertical component of the pixel aspect ratio.

```
<ansi-nist:ImageVerticalPixelDensityValue>1200  
</ansi-nist:ImageVerticalPixelDensityValue>
```

219.1.5.11 Element <ansi-nist:FingerprintImageImpressionCaptureCategoryCode>

Cross-reference: Part 1, Section 19.1.3 Field 14.003: Impression type (IMP)

This mandatory element shall indicate the manner by which the fingerprint image information was obtained. The appropriate code choice selected from Table 211 shall be entered in this element.

```
<ansi-nist:FingerprintImageImpressionCaptureCategoryCode>1  
</ansi-nist:FingerprintImageImpressionCaptureCategoryCode>
```

219.1.5.12 Element <ansi-nist:FingerPositionCode>

Cross-reference: Part 1, Section 19.1.13 Field 14.013: Finger position (FGP)

This mandatory element shall contain the finger position that matches the tenprint image. The decimal code number corresponding to the known or most probable finger position shall be taken from Table 212 and entered as a one- or two-character ASCII value. Table 212 also lists the maximum image dimensions that can be transmitted for each of the sixteen possible finger positions. Additional finger positions may be referenced in the transaction. The code "0", for "Unknown Finger," shall be used to reference every finger position from one through ten. Code "19" shall be used to reference one or more parts of an EJI or tip.

```
<ansi-nist:FingerPositionCode>8</ansi-nist:FingerPositionCode>
```

219.1.5.13 Element <ansi-nist:FingerprintImageMajorCasePrint>

This complex element shall be present if and only if the value contained by <ansi-nist:FingerPositionCode> is equal to "19". This parent element contains three child elements: <ansi-nist:FingerPositionCode>, <ansi-nist:MajorCasePrintCode>, and <ansi-nist:MajorCasePrintSegmentOffset>.

219.1.5.13.1 Element <ansi-nist:FingerPositionCode>

Cross-reference: Part 1, Section 19.1.14 Field 14.014: Print Position Descriptors (PPD) – First information item

This is a mandatory subelement of <ansi-nist:FingerprintImageMajorCasePrint>, which is used when the value contained by <ansi-nist:FingerPositionCode> is equal to "19". This element is the probable decimal finger position code (0-10) taken from Table 212.

```
<ansi-nist:FingerPositionCode>8</ansi-nist:FingerPositionCode>
```

219.1.5.13.2 Element <ansi-nist:MajorCasePrintCode>

Cross-reference: Part 1, Section 19.1.14 Field 14.014: Print Position Descriptors (PPD) – Second information item

This is a mandatory subelement of <ansi-nist:FingerprintImageMajorCasePrint>, which is used when the value contained by <ansi-nist:FingerPositionCode> is equal to "19". This element is the code taken from Table 233 to indicate the portion of the EJI or tip image that is stored as a single image in the database. There may be up to 17 such images for a single finger. Images of full-length fingers use codes FV1 through FV4 as defined in Table 233. Figure 7 is an illustration of the Entire Joint Image for a middle finger with each of the full finger views and constituent parts identified.

```
<ansi-nist:MajorCasePrintCode>EJI</ansi-nist:MajorCasePrintCode>
```

219.1.5.13.3 Element <ansi-nist:MajorCasePrintSegmentOffset>

Cross-reference: Part 1, Section 19.1.15 Field 14.015: Print Position Coordinates (PPC)

This is a mandatory subelement of <ansi-nist:FingerprintImageMajorCasePrint>, which is used when the value contained by <ansi-nist:FingerPositionCode> is equal to "19".

This element contains offsets to the locations for the bounding box of the EJI, each of the full finger views, or segments within the EJI. When used, this complex element shall consist of six mandatory information items to describe the type or portion of the image contained in this record and its location within an entire joint image. The information item <ansi-nist:SegmentFingerViewCode> is the number of the full finger view with values of "FV1" through "FV4". Values of "FV1" to "FV4" specify the bounding coordinates for each full finger view. The information item <ansi-nist:SegmentLocationCode> is used to identify the location of a segment within a full finger view. It will contain the not applicable code "NA" if the image portion refers to a full finger view or to the entire joint image locations. It shall contain "PRX", "DST", "MED" for a proximal, distal, or medial segment. The next four information items are the horizontal and vertical

offsets relative to the origin positioned in the upper left corner of the image. The horizontal offsets (X) are the pixel counts to the right, and the vertical offsets (Y) are the pixel counts down. The location of the image portion is defined by the sequence of X coordinates (LEFT=<ansi-nist:SegmentLeftHorizontalCoordinateValue>, RIGHT=<ansi-nist:SegmentRightHorizontalCoordinateValue>) and the Y coordinates (TOP=<ansi-nist:SegmentTopVerticalCoordinateValue>, BOTTOM=<ansi-nist:SegmentBottomVerticalCoordinateValue>) of its bounding box. For the case of a fingertip, <ansi-nist:SegmentFingerViewCode> shall be "TIP", and <ansi-nist:SegmentLocationCode> shall be "NA". The collection of six subelements will describe either the location of the entire joint image, one full finger view, or segment. Individual full finger or segment definitions may be repeated as multiple occurrences of <ansi-nist:MajorCasePrintSegmentOffset>.

Element <ansi-nist:MajorCasePrintSegmentOffset> shall have six child elements: <ansi-nist:SegmentBottomVerticalCoordinateValue>, <ansi-nist:SegmentLocationCode>, <ansi-nist:SegmentFingerViewCode>, <ansi-nist:SegmentLeftHorizontalCoordinateValue>, <ansi-nist:SegmentRightHorizontalCoordinateValue>, and <ansi-nist:SegmentTopVerticalCoordinateValue>.

Part 1 cross-reference information: Element <ansi-nist:SegmentBottomVerticalCoordinateValue> shall correspond to the sixth information item in field 14.015. Element <ansi-nist:SegmentLocationCode> shall correspond to the second information item in field 14.015. Element <ansi-nist:SegmentFingerViewCode> shall correspond to the first information item in field 14.015. Element <ansi-nist:SegmentLeftHorizontalCoordinateValue> shall correspond to the third information item in field 14.015. Element <ansi-nist:SegmentRightHorizontalCoordinateValue> shall correspond to the fourth information item in field 14.015. Element <ansi-nist:SegmentTopVerticalCoordinateValue> shall correspond to the fifth information item in field 14.015.

At least one occurrence of this subelement <ansi-nist:MajorCasePrintSegmentOffset> is mandatory. In practice, multiple occurrences may be used to describe the bounding boxes of multiple finger segments or multiple full finger views.

```
<ansi-nist:MajorCasePrintSegmentOffset>
  <ansi-nist:SegmentBottomVerticalCoordinateValue>85
</ansi-nist:SegmentBottomVerticalCoordinateValue>
  <ansi-nist:SegmentLocationCode>DST
</ansi-nist:SegmentLocationCode>
  <ansi-nist:SegmentFingerViewCode>FV1
</ansi-nist:SegmentFingerViewCode>
  <ansi-nist:SegmentLeftHorizontalCoordinateValue>115
</ansi-nist:SegmentLeftHorizontalCoordinateValue>
  <ansi-nist:SegmentRightHorizontalCoordinateValue>188
</ansi-nist:SegmentRightHorizontalCoordinateValue>
  <ansi-nist:SegmentTopVerticalCoordinateValue>55
</ansi-nist:SegmentTopVerticalCoordinateValue>
</ansi-nist:MajorCasePrintSegmentOffset>
```

219.1.5.14 Element <itl:FingerprintImageFingerMissing>

Cross-reference: Part 1, Section 19.1.18 Field 14.018: Amputated or bandaged (AMP)

This optional complex element shall specify if one or more fingers are amputated or bandaged. This element has two child elements which will be repeated for each amputated or missing finger: <ansi-nist:FingerPositionCode> and <itl:FingerMissingCode>. Element <ansi-

nist:FingerPositionCode> is the finger number between one and ten as chosen from Table 212. Element <itl:FingerMissingCode> is the amputated or bandaged code (AMPCD). The following is a list of allowable indicators for the AMPCD:

Descriptor	AMPCD
Amputation	XX
Unable to print (e.g., bandaged)	UP

This field is to be used anytime there are fewer than expected printable fingers in a submission (e.g., less than four in a left or right slap or less than two in a two-thumb slap). A partially scarred finger should be printed.

```
<itl:FingerprintImageFingerMissing>
  <ansi-nist:FingerPositionCode>10
</ansi-nist:FingerPositionCode>
  <itl:FingerMissingCode>XX
</itl:FingerMissingCode>
</itl:FingerprintImageFingerMissing>
```

219.1.5.15 Element <itl:FingerprintImageSegmentPositionSquare>

Cross-reference: Part 1, Section 19.1.21 Field 14.021: Finger segment position(s) (SEG)

This optional complex element shall contain offsets to the locations of image segments containing the individual fingers within the flat images of the four simultaneous fingers from each hand or the two simultaneous thumbs. The offsets are relative to the origin positioned in the upper left corner of the image. The horizontal offsets (X) are the pixel counts to the right, and the vertical offsets (Y) are the pixel counts down.

This element shall have five child elements: <ansi-nist:FingerPositionCode>, <ansi-nist:SegmentBottomVerticalCoordinateValue>, <ansi-nist:SegmentLeftHorizontalCoordinateValue>, <ansi-nist:SegmentRightHorizontalCoordinateValue>, and <ansi-nist:SegmentTopVerticalCoordinateValue>. A finger segment is defined first by the finger number in <ansi-nist:FingerPositionCode> from Table 212, the X coordinates (LEFT, RIGHT or <ansi-nist:SegmentLeftHorizontalCoordinateValue>, <ansi-nist:SegmentRightHorizontalCoordinateValue>) and the Y coordinates (TOP, BOTTOM or <ansi-nist:SegmentTopVerticalCoordinateValue>, <ansi-nist:SegmentBottomVerticalCoordinateValue>) of its bounding box.

If more than one algorithm is used to segment the image, successive sets of finger segmentation positions shall be formatted as above and immediately follow the previous set.

```
<itl:FingerprintImageSegmentPositionSquare>
  <ansi-nist:FingerPositionCode>7
</ansi-nist:FingerPositionCode>
  <ansi-nist:SegmentBottomVerticalCoordinateValue>85
</ansi-nist:SegmentBottomVerticalCoordinateValue>
  <ansi-nist:SegmentLeftHorizontalCoordinateValue>160
</ansi-nist:SegmentLeftHorizontalCoordinateValue>
```

```

    <ansi-nist:SegmentRightHorizontalCoordinateValue>200
  </ansi-nist:SegmentRightHorizontalCoordinateValue>
  <ansi-nist:SegmentTopVerticalCoordinateValue>15
  </ansi-nist:SegmentTopVerticalCoordinateValue>
</itl:FingerprintImageSegmentPositionSquare>

```

219.1.5.16 Element <ansi-nist:FingerprintImageNISTQuality>

Cross-reference: Part 1, Section 19.1.22 Field 14.022: NIST quality metric (NQM)

This optional complex element shall contain the NIST Fingerprint Image Quality (NFIQ) scores for the individual finger(s) derived from the slap impressions or individual rolled fingerprints. This element shall have two child elements: <ansi-nist:FingerPositionCode> and <ansi-nist:NISTQualityMeasure>. The former element is the finger number between one and ten as chosen from Table 212. The latter is the quality score which is a quantitative expression of the predicted AFIS matcher accuracy performance of the fingerprint image. The scores range from "1" for the best quality image, to "5" for the worst quality image. A "254" indicates that no score was ever computed while an entry of "255" shall indicate a failed attempt to calculate the image quality metric.

This complex element may be repeated for different fingers.

```

  <ansi-nist:FingerprintImageNISTQuality>
    <ansi-nist:FingerPositionCode>8
  </ansi-nist:FingerPositionCode>
  <ansi-nist:NISTQualityMeasure>1
  </ansi-nist:NISTQualityMeasure>
</ansi-nist:FingerprintImageNISTQuality>

```

219.1.5.17 Element <ansi-nist:FingerprintImageSegmentationQuality>

Cross-reference: Part 1, Section 19.1.23 Field 14.023: Segmentation quality metric (SQM)

This optional complex element provides a measure of estimated correctness regarding the accuracy of the location of the segmented finger within the right or left four finger or two thumbs slap image. For each segmented finger, there shall be four child elements: <ansi-nist:FingerPositionCode>, <ansi-nist:QualityAlgorithmProductIdentification>, <ansi-nist:QualityAlgorithmVendorIdentification>, and <ansi-nist:QualityValue>.

The element <ansi-nist:FingerPositionCode> is a finger position code and shall contain a code chosen from Table 212. (This corresponds to the first information item in 14.024.)

The other three items identify a quality score and the algorithm used to create the quality score. This information is useful to enable the recipient of the quality score to differentiate between quality scores generated by different algorithms and adjust for any differences in processing or analysis as necessary.

- The information item <ansi-nist:QualityAlgorithmProductIdentification> and its child <nc:IdentificationID> shall specify a numeric product code assigned by the vendor of the quality algorithm, which may be registered with the IBIA, but registration is not required. It indicates which of the vendor's algorithms was used in the calculation of the quality score. This element contains the ASCII representation of the integer product code and should be within the range 1 to 65535. Element <ansi-

nist:QualityAlgorithmProductIdentification> shall have a child element <nc:IdentificationID>, which will contain the numeric product code datum. (This corresponds to the fourth information item in 14.024.)

- The information item <ansi-nist:QualityAlgorithmVendorIdentification> and its child <nc:IdentificationID> shall specify the ID of the vendor of the quality algorithm used to calculate the quality score. This 4-digit hex value is assigned by IBIA and expressed as four ASCII characters. The IBIA shall maintain the Vendor Registry of CBEFF Biometric Organizations that will map the value in this element to a registered organization. Element <ansi-nist:QualityAlgorithmVendorIdentification> shall have a child element <nc:IdentificationID>, which will contain the vendor ID datum. (This corresponds to the third information item in 14.024.)
- The information item <ansi-nist:QualityValue> shall be a quantitative expression of the predicted matching performance of the biometric sample. This item contains the ASCII representation of the integer image quality score between 0 and 100 assigned to the image data by a quality algorithm. Higher values indicate better quality. An entry of "255" shall indicate a failed attempt to calculate a quality score. An entry of "254" shall indicate that no attempt to calculate a quality score was made. The use of additional values to convey other information should be harmonized with ISO/IEC 19794 standards. (This corresponds to the second information item in 14.024.)

The complex element <ansi-nist:FingerprintImageSegmentationQuality> may be repeated for each quality algorithm used.

```
<ansi-nist:FingerprintImageSegmentationQuality>
  <ansi-nist:FingerPositionCode>7
</ansi-nist:FingerPositionCode>
  <ansi-nist:QualityAlgorithmProductIdentification>
    <nc:IdentificationID>28495</nc:IdentificationID>
  </ansi-nist:QualityAlgorithmProductIdentification>
  <ansi-nist:QualityAlgorithmVendorIdentification>
    <nc:IdentificationID>FFF0</nc:IdentificationID>
  </ansi-nist:QualityAlgorithmVendorIdentification>
  <ansi-nist:QualityValue>100</ansi-nist:QualityValue>
</ansi-nist:FingerprintImageSegmentationQuality>
```

219.1.5.18 Element <itl:FingerprintImageQuality>

Cross-reference: Part 1, Section 19.1.24 Field 14.024: Fingerprint quality metric (FQM)

This optional complex element <itl:FingerprintImageQuality> is used to specify one or more different metrics of fingerprint image quality score data for the image stored in this record. The meaning attributed to this metric must be defined and interpreted by the producer of the scoring algorithm or by the person or system used to assign the metric to the fingerprint image. The metric may be a predictor of AFIS matcher accuracy performance or a different metric to indicate a value associated with the quality of the fingerprint image for a particular function.

This element shall have four child elements: <ansi-nist:FingerPositionCode>, <ansi-nist:QualityAlgorithmProductIdentification>, <ansi-nist:QualityAlgorithmVendorIdentification>, and <ansi-nist:QualityValue>.

The element `<ansi-nist:FingerPositionCode>` is a finger position code and shall contain a code chosen from Table 212. (This corresponds to the first information item in 14.024.)

The other three items identify a quality score and the algorithm used to create the quality score. This information is useful to enable the recipient of the quality score to differentiate between quality scores generated by different algorithms and adjust for any differences in processing or analysis as necessary.

- The information item `<ansi-nist:QualityAlgorithmProductIdentification>` and its child `<nc:IdentificationID>` shall specify a numeric product code assigned by the vendor of the quality algorithm, which may be registered with the IBIA, but registration is not required. It indicates which of the vendor's algorithms was used in the calculation of the quality score. This element contains the ASCII representation of the integer product code and should be within the range 1 to 65535. Element `<ansi-nist:QualityAlgorithmProductIdentification>` shall have a child element `<nc:IdentificationID>`, which will contain the numeric product code datum. (This corresponds to the fourth information item in 14.024.)
- The information item `<ansi-nist:QualityAlgorithmVendorIdentification>` and its child `<nc:IdentificationID>` shall specify the ID of the vendor of the quality algorithm used to calculate the quality score. This 4-digit hex value is assigned by IBIA and expressed as four ASCII characters. The IBIA shall maintain the Vendor Registry of CBEFF Biometric Organizations that will map the value in this element to a registered organization. Element `<ansi-nist:QualityAlgorithmVendorIdentification>` shall have a child element `<nc:IdentificationID>`, which will contain the vendor ID datum. (This corresponds to the third information item in 14.024.)
- The information item `<ansi-nist:QualityValue>` shall be a quantitative expression of the predicted matching performance of the biometric sample. This item contains the ASCII representation of the integer image quality score between 0 and 100 assigned to the image data by a quality algorithm. Higher values indicate better quality. An entry of "255" shall indicate a failed attempt to calculate a quality score. An entry of "254" shall indicate that no attempt to calculate a quality score was made. The use of additional values to convey other information should be harmonized with ISO/IEC 19794 standards. (This corresponds to the second information item in 14.024.)

The complex element `<itl:FingerprintImageQuality>` may be repeated for each quality algorithm used.

```
<itl:FingerprintImageQuality>
  <ansi-nist:FingerPositionCode>7
</ansi-nist:FingerPositionCode>
  <ansi-nist:QualityAlgorithmProductIdentification>
    <nc:IdentificationID>28495</nc:IdentificationID>
</ansi-nist:QualityAlgorithmProductIdentification>
  <ansi-nist:QualityAlgorithmVendorIdentification>
    <nc:IdentificationID>FFF0</nc:IdentificationID>
</ansi-nist:QualityAlgorithmVendorIdentification>
  <ansi-nist:QualityValue>100</ansi-nist:QualityValue>
</itl:FingerprintImageQuality>
```

219.1.5.19 Element <itl:FingerprintImageSegmentPositionPolygon>

Cross-reference: Part 1, Section 19.1.25 Field 14.025: Alternate Finger segment position(s) (ASEG)

This optional complex element is an alternate approach to describing the locations for each of the image segments of the individual fingers within a flat image containing the capture of four simultaneous fingers or two simultaneous thumbs. This element uses an n-vertex polygon to encompass each finger image segment, where “n” is between 3 and 99. The order of the vertices must be in their consecutive order around the perimeter of the polygon, either clockwise or counterclockwise. No two vertices may occupy the same location. The polygon side defined by the last vertex and the first vertex shall complete the polygon. The polygon must be a simple plane figure with no sides crossing and no interior holes.

This element can be used one to four times and shall consist of three child elements: <ansi-nist:FingerPositionCode>, <itl:PositionPolygonVertexQuantity>, and <itl:PositionPolygonVertex>. Element <ansi-nist:FingerPositionCode> shall consist of a finger number between 1 and 10 from Table 212. Element <itl:PositionPolygonVertexQuantity> shall consist of the total number of vertices of the polygon encompassing the finger.

Complex element <itl:PositionPolygonVertex> shall consist of the two child elements <ansi-nist:PositionHorizontalCoordinateValue> and <ansi-nist:PositionVerticalCoordinateValue>, and <itl:PositionPolygonVertex> shall be repeated for each vertex. Each vertex shall be represented as horizontal and vertical pixel offsets relative to the origin positioned in the upper left corner of the image. The horizontal offsets (X) are the pixel counts to the right, and the vertical offsets (Y) are the pixel counts down from the origin. A minimum of three points is required to describe a finger location.

```
<itl:FingerprintImageSegmentPositionPolygon>
  <ansi-nist:FingerPositionCode>7
</ansi-nist:FingerPositionCode>
  <itl:PositionPolygonVertexQuantity>3
</itl:PositionPolygonVertexQuantity>
  <itl:PositionPolygonVertex>
    <ansi-nist:PositionHorizontalCoordinateValue>160
  </ansi-nist:PositionHorizontalCoordinateValue>
    <ansi-nist:PositionVerticalCoordinateValue>15
  </ansi-nist:PositionVerticalCoordinateValue>
  </itl:PositionPolygonVertex>
  <itl:PositionPolygonVertex>
    <ansi-nist:PositionHorizontalCoordinateValue>200
  </ansi-nist:PositionHorizontalCoordinateValue>
    <ansi-nist:PositionVerticalCoordinateValue>15
  </ansi-nist:PositionVerticalCoordinateValue>
  </itl:PositionPolygonVertex>
  <itl:PositionPolygonVertex>
    <ansi-nist:PositionHorizontalCoordinateValue>180
  </ansi-nist:PositionHorizontalCoordinateValue>
    <ansi-nist:PositionVerticalCoordinateValue>85
  </ansi-nist:PositionVerticalCoordinateValue>
  </itl:PositionPolygonVertex>
</itl:FingerprintImageSegmentPositionPolygon >
```

219.2 End of Type-14 variable-resolution fingerprint image record

The Type-14 logical record shall end with the XML tag `</itl:PackageFingerprintImageRecord>`.

219.3 Additional variable-resolution fingerprint image records

Additional Type-14 records may be included in the file. For each additional fingerprint image, a complete Type-14 logical record is required.

220 Type-15 variable-resolution palmprint image record

The Type-15 logical record shall contain and be used to exchange palmprint image data together with fixed and user-defined textual information pertinent to the digitized image. Information regarding the scanning resolution used, the image size, and other parameters or comments required to process the image are recorded as XML elements within the record. Palmprint images transmitted to other agencies will be processed by the recipient agencies to extract the desired feature information required for matching purposes.

The image data shall be acquired directly from a subject using a live-scan device, a palmprint card, a major case print card, or other media that contains the subject's palmprints.

Any method used to acquire the palmprint images shall be capable of capturing a set of images for each hand. This set shall include the writer's palm as a single scanned image, and the entire area of the full palm extending from the wrist bracelet to the tips of the fingers as one or two scanned images. If two images are used to represent the full palm, the lower image shall extend from the wrist bracelet to the top of the interdigital area (third finger joint) and shall include the thenar and hypothenar areas of the palm. The upper image shall extend from the bottom of the interdigital area to the upper tips of the fingers. This provides an adequate amount of overlap between the two images. The standard also has provision for encoding the interdigital, thenar, and hypothenar areas separately for each palm. By matching the ridge structure and details contained in this common area, an examiner can confidently state that both images came from the same palm.

As a palmprint transaction may be used for different purposes, it may contain one or more unique image areas recorded from the palm or hand. A complete palmprint record set for one individual will normally include the writer's palm and the full palm image(s) from each hand. Since a logical image record may contain only one binary, a single Type-15 record will be required for each writer's palm and one to three Type-15 records for each full palm. Therefore, four to eight Type-15 records will be required to represent the subject's palmprints in a normal palmprint transaction.

Table 235 contains palm positions, dimensions, and codes used in this section and throughout the standard. (Table 235 is the same as Table 35 in Part 1.)

Table 235 Palm codes and dimensions

Palm Position	Palm code	Width		Height	
		(mm)	(in)	(mm)	(in)
Unknown Palm	20	139.7	5.5	203.2	8.0
Right Full Palm	21	139.7	5.5	203.2	8.0
Right Writer's Palm	22	44.5	1.8	127.0	5.0
Left Full Palm	23	139.7	5.5	203.2	8.0
Left Writer's Palm	24	44.5	1.8	127.0	5.0
Right Lower Palm	25	139.7	5.5	139.7	5.5
Right Upper Palm	26	139.7	5.5	139.7	5.5
Left Lower Palm	27	139.7	5.5	139.7	5.5
Left Upper Palm	28	139.7	5.5	139.7	5.5
Right Other	29	139.7	5.5	203.2	8.0
Left Other	30	139.7	5.5	203.2	8.0
Right Interdigital	31	139.7	5.5	76.2	3.0
Right Thenar	32	76.2	3.0	114.3	4.5
Right Hypothenar	33	76.2	3.0	114.3	4.5
Left Interdigital	34	139.7	5.5	76.2	3.0
Left Thenar	35	76.2	3.0	114.3	4.5
Left Hypothenar	36	76.2	3.0	114.3	4.5

220.1 XML elements for the Type-15 logical record

The following paragraphs describe the data contained in each of the elements for the Type-15 logical record.

Within a Type-15 logical record, entries shall be provided in XML elements. For each element of the Type-15 record, Table 236 lists the "condition code" as being mandatory "M" or optional "O", the XML tag name, and occurrence limits. (Table 236 corresponds to Table 34 in Part 1.)

The Type-15 record shall be contained within this complex element:

```
<itl:PackagePalmprintImageRecord>
    [. . . Type 15 Record Content . . .]
</itl:PackagePalmprintImageRecord>
```

In the subsections that follow, text in bold between opening and closing tags is informative and included only for illustrative purposes, unless otherwise specifically stated (as it is for <ansi-nist:RecordCategoryCode>, for example).

220.1.1 Record length

Cross-reference: Part 1, Section 20.1.1 Field 15.001: Logical record length (LEN)

There is no corresponding Part 2 XML element.

Table 236 Type-15 Variable-resolution palmprint record

Part 1 Ident	Cond code	Part 1 Field Number	Part 2 XML Element Name	Occur count	
				min	Max
LEN		15.001			0
	M		<ansi-nist:RecordCategoryCode>	1	1
IDC	M	15.002	<ansi-nist:ImageReferenceIdentification>	1	1
UDF	O	15.200 – 15.998	<itl:UserDefinedFields>	--	--
	M		<itl:PalmprintImage>	1	1
DATA	M	15.999	<nc:BinaryBase64Object>	1	1
BPX	M	15.012	<ansi-nist:ImageBitsPerPixelQuantity>	1	1
	M		<ansi-nist:ImageCaptureDetail>	1	1
PCD	M	15.005	<ansi-nist:CaptureDate>	1	1
SHPS	O	15.016	<ansi-nist:CaptureHorizontalPixelDensityValue>	0	1
SRC	M	15.004	<ansi-nist:CaptureOrganization>	1	1
SVPS	O	15.017	<ansi-nist:CaptureVerticalPixelDensityValue>	0	1
DMM	O	15.030	<ansi-nist:CaptureDeviceMonitoringModeCode>	0	1
COM	O	15.020	<ansi-nist:ImageCommentText>	0	1
CGA	M	15.011	<ansi-nist:ImageCompressionAlgorithmText>	1	1
HLL	M	15.006	<ansi-nist:ImageHorizontalLineLengthPixelQuantity>	1	1
HPS	M	15.009	<ansi-nist:ImageHorizontalPixelDensityValue>	1	1
SLC	M	15.008	<ansi-nist:ImageScaleUnitsCode>	1	1
VLL	M	15.007	<ansi-nist:ImageVerticalLineLengthPixelQuantity>	1	1
VPS	M	15.010	<ansi-nist:ImageVerticalPixelDensityValue>	1	1
IMP	M	15.003	<ansi-nist:FingerprintImageImpressionCaptureCategoryCode>	1	1
PLP	M	15.013	<ansi-nist:PalpPositionCode>	1	1
PQM	O	15.024	<itl:PalmprintImageQuality>	0	4

220.1.2 Element <ansi-nist:RecordCategoryCode>

This mandatory Part 2 element has no corresponding field in Part 1. It is used to identify the record type. For the Type-15 record, it shall contain a value of 15.

```
<ansi-nist:RecordCategoryCode>15</ansi-nist:RecordCategoryCode>
```


220.1.3 Element <ansi-nist:ImageReferenceIdentification>

Cross-reference: Part 1, Section 20.1.2 Field 15.002: Image designation character (IDC)

This mandatory complex element shall be used to identify the palmprint image data contained in the record. The content of this element shall match the <ansi-nist:ImageReferenceIdentification> found in the <ansi-nist:TransactionContentSummary> element of the Type-1 record.

Complex element <ansi-nist:ImageReferenceIdentification> shall contain the simple element <nc:IdentificationID>, which shall contain the image reference identification datum.

```
<ansi-nist:ImageReferenceIdentification>
  <nc:IdentificationID>13</nc:IdentificationID>
</ansi-nist:ImageReferenceIdentification>
```

220.1.4 Element <itl:UserDefinedFields>

Cross-reference: Part 1, Section 20.1.24 Fields 15.200-998: User-defined fields (UDF)

These elements are user-definable. Their size and content shall be defined by the user and be in accordance with the receiving agency. If present, they shall contain well-formed XML and ASCII content values.

Complex element <itl:UserDefinedFields> is abstract, and as such is unusable by itself. Implementers should define, in an extension schema, a substitution element containing user-defined child elements from the user's domain.

A substitution element should be defined in a user's extension schema similar to this:

```
<xsd:element name="UserDefinedFields"
  substitutionGroup="itl:UserDefinedFields"
  type="user-domain:UserDefinedFieldsType"/>

<xsd:complexType name="UserDefinedFieldsType">
  <xsd:complexContent>
    <xsd:extension base="s:ComplexObjectType">
      <xsd:sequence>
        <xsd:element ref="user-domain:OneField"/>
        <xsd:element ref="user-domain:TwoField"/>
      </xsd:sequence>
    </xsd:extension>
  </xsd:complexContent>
</xsd:complexType>
```

The element would then appear in an instance document like this:

```
<user-domain:UserDefinedFields>
  <user-domain:OneField>Text</user-domain:OneField>
  <user-domain:TwoField>Text</user-domain:TwoField>
</user-domain:UserDefinedFields>
```

220.1.5 Element <itl:Palmp rintImage>

This mandatory complex element contains the remaining elements in the Type-15 record, as described in the subsections below.

```
<itl:Palmp rintImage>
    [. . . Image elements . . .]
</itl:Palmp rintImage>
```

220.1.5.1 Element <nc:BinaryBase64Object>

Cross-reference: Part 1, Section 20.1.25 Field 15.999 Image data (DATA)

This mandatory element shall contain all of the data from a captured palmprint image. The binary image data shall be converted to ASCII characters using the Base64 encoding algorithm.

Each pixel of uncompressed grayscale data shall normally be quantized to eight bits (256 gray levels) contained in a single byte. If the entry in <ansi-nist:ImageBitsPerPixelQuantity> is greater than “8”, the number of bytes required to represent a pixel will be different. If compression is used, the pixel data shall be compressed in accordance with the compression technique specified in <ansi-nist:ImageCompressionAlgorithmText>.

```
<nc:BinaryBase64Object>base64 data</nc:BinaryBase64Object>
```

220.1.5.2 Element <ansi-nist:ImageBitsPerPixelQuantity>

Cross-reference: Part 1, Section 20.1.12 Field 15.012 Bits per pixel (BPX)

This mandatory element shall contain the number of bits used to represent a pixel. This element shall contain an entry of “8” for normal grayscale values of “0” to “255”. Any entry in this element greater than “8” shall represent a grayscale pixel with increased precision.

```
<ansi-nist:ImageBitsPerPixelQuantity>8
</ansi-nist:ImageBitsPerPixelQuantity>
```

220.1.5.3 Element <ansi-nist:ImageCaptureDetail>

This mandatory complex element contains five child elements described in the subsections below: <ansi-nist:CaptureDate>, <ansi-nist:CaptureHorizontalPixelDensityValue>, <ansi-nist:CaptureOrganization>, <ansi-nist:CaptureVerticalPixelDensityValue>, and <ansi-nist:CaptureDeviceMonitoringModeCode>.

```
<ansi-nist:ImageCaptureDetail>
    [. . . Image capture elements . . .]
</ansi-nist:ImageCaptureDetail>
```

220.1.5.3.1 Element <ansi-nist:CaptureDate>

Cross-reference: Part 1, Section 20.1.5 Field 15.005: Palmprint capture date (PCD)

This mandatory element <ansi-nist:CaptureDate> shall contain the date that the palmprint image contained in the record was captured. The date shall appear as eight digits, separated by dashes, in the format YYYY-MM-DD. The YYYY characters shall represent the year the image was

captured; the MM characters shall be the tens and units values of the month; and the DD characters shall be the tens and units values of the day in the month. For example, 2008-02-29 represents February 29, 2008. The complete date must be a legitimate date.

Complex element `<ansi-nist:CaptureDate>` shall have the simple element `<nc:Date>`, which will contain capture date data.

```
<ansi-nist:CaptureDate>
  <nc:Date>2008-02-29</nc:Date>
</ansi-nist:CaptureDate>
```

220.1.5.3.2Element `<ansi-nist:CaptureHorizontalPixelDensityValue>`

Cross-reference: Part 1, Section 20.1.15 Field 15.016 Scanned horizontal pixel scale (SHPS)

This optional element shall specify the horizontal pixel density used for the scanning of the original impression providing `<ansi-nist:ImageScaleUnitsCode>` contains a "1" or a "2". Otherwise, it indicates the horizontal component of the pixel aspect ratio.

```
<ansi-nist:CaptureHorizontalPixelDensityValue>500
</ansi-nist:CaptureHorizontalPixelDensityValue>
```

220.1.5.3.3Element `<ansi-nist:CaptureOrganization>`

Cross-reference: Part 1, Section 20.1.4 Field 15.004 Source agency / ORI (SRC)

This mandatory complex element `<ansi-nist:CaptureOrganization>` shall contain in `<nc:IdentificationID>` the identification of the administration or organization that originally captured the palmprint image contained in the record, and may contain in `<nc:OrganizationName>` the text name of the organization. Normally, the ORI of the agency that captured the image will be contained in `<nc:IdentificationID>`. Both `<nc:IdentificationID>` and `<nc:OrganizationName>` may contain up to 36 identifying characters each, and the data content of this element shall be defined by the user and be in accordance with the receiving agency.

Element `<ansi-nist:CaptureOrganization>` shall have two child elements: a mandatory `<nc:OrganizationIdentification>` and an optional `<nc:OrganizationName>`. Complex element `<nc:OrganizationIdentification>` shall have a single child element `<nc:IdentificationID>`, which will contain the alphanumeric organizational ID datum. Element `<nc:OrganizationName>` shall contain the datum for the text name of the organization.

```
<ansi-nist:CaptureOrganization>
  <nc:OrganizationIdentification>
    <nc:IdentificationID>WI013415Y</nc:IdentificationID>
  </nc:OrganizationIdentification>
  <nc:OrganizationName>Text</nc:OrganizationName>
</ansi-nist:CaptureOrganization>
```

220.1.5.3.4 Element <ansi-nist:CaptureVerticalPixelDensityValue>

Cross-reference: Part 1, Section 20.1.16 Field 15.017 Scanned vertical pixel scale (SVPS)

This optional element shall specify the vertical pixel density used for the scanning of the original impression providing <ansi-nist:ImageScaleUnitsCode> contains a "1" or a "2". Otherwise, it indicates the vertical component of the pixel aspect ratio.

```
<ansi-nist:CaptureVerticalPixelDensityValue>500
</ansi-nist:CaptureVerticalPixelDensityValue>
```

220.1.5.3.5 Element <ansi-nist:CaptureDeviceMonitoringModeCode>

Cross-reference: Part 1, Section 20.1.22 Field 15.030 Device monitoring mode (DMM)

This optional element provides information describing the level of human monitoring for the image capture device. This element will contain an entry from Table 219 to indicate the monitoring mode of the biometric sample capture device.

```
<ansi-nist:CaptureDeviceMonitoringModeCode>ASSISTED
</ansi-nist:CaptureDeviceMonitoringModeCode>
```

220.1.5.4 Element <ansi-nist:ImageCommentText>

Cross-reference: Part 1, Section 20.1.18 Field 15.020 Comment (COM)

This optional element may be used to insert comments or other ASCII text information with the palmprint image data.

```
<ansi-nist:ImageCommentText>Text</ansi-nist:ImageCommentText>
```

220.1.5.5 Element <ansi-nist:ImageCompressionAlgorithmText>

Cross-reference: Part 1, Section 20.1.11 Field 15.011 Compression algorithm (CGA)

This mandatory element shall specify the algorithm used to compress the transmitted grayscale images. A value of "NONE" in this element indicates that the data contained in this record is uncompressed. For those images that are to be compressed, this element shall contain the text value from Table 201 to indicate the compression method used for this record type. The preferred methods for the compression of palmprint images are WSQ for those images scanned or transmitted at 500 ppi or JPEG 2000 for those images scanned and transmitted at 1000 ppi. See Section 205.6.1 and the *Profile for 1000 ppi Fingerprint Compression* for additional information on the usage of JPEG 2000 for the compression of fingerprint images. The domain registrar maintains a registry of acceptable compression techniques and corresponding codes that may be used as they become available.

```
<ansi-nist:ImageCompressionAlgorithmText>WSQ
</ansi-nist:ImageCompressionAlgorithmText>
```

220.1.5.6 Element <ansi-nist:ImageHorizontalLineLengthPixelQuantity>

Cross-reference: Part 1, Section 20.1.6 Field 15.006 Horizontal line length (HLL)

This mandatory element shall contain the number of pixels contained on a single horizontal line of the transmitted image.

```
<ansi-nist:ImageHorizontalLineLengthPixelQuantity>80
</ansi-nist:ImageHorizontalLineLengthPixelQuantity>
```

220.1.5.7 Element <ansi-nist:ImageHorizontalPixelDensityValue>

Cross-reference: Part 1, Section 20.1.9 Field 15.009 Horizontal pixel scale (HPS)

This mandatory element shall specify the integer pixel density used in the horizontal direction of the transmitted image providing <ansi-nist:ImageScaleUnitsCode> contains a "1" or a "2". Otherwise, it indicates the horizontal component of the pixel aspect ratio.

```
<ansi-nist:CaptureHorizontalPixelDensityValue>1200
</ansi-nist:CaptureHorizontalPixelDensityValue>
```

220.1.5.8 Element <ansi-nist:ImageScaleUnitsCode>

Cross-reference: Part 1, Section 20.1.8 Field 15.008 Scale units (SLC)

This mandatory element shall specify the units used to describe the image sampling frequency (pixel density). A "1" in this element indicates pixels per inch, or a "2" indicates pixels per centimeter. A "0" in this element indicates no scale is given. For this case, the quotient of HPS/VPS gives the pixel aspect ratio.

```
<ansi-nist:ImageScaleUnitsCode>1</ansi-nist:ImageScaleUnitsCode>
```

220.1.5.9 Element <ansi-nist:ImageVerticalLineLengthPixelQuantity>

Cross-reference: Part 1, Section 20.1.7 Field 15.007 Vertical line length (VLL)

This mandatory element shall contain the number of horizontal lines contained in the transmitted image.

```
<ansi-nist:ImageVerticalLineLengthPixelQuantity>65
</ansi-nist:ImageVerticalLineLengthPixelQuantity>
```

220.1.5.10 Element <ansi-nist:ImageVerticalPixelDensityValue>

Cross-reference: Part 1, Section 20.1.10 Field 15.010 Vertical pixel scale (VPS)

This mandatory element shall specify the integer pixel density used in the vertical direction of the transmitted image providing <ansi-nist:ImageScaleUnitsCode> contains a "1" or a "2". Otherwise, it indicates the vertical component of the pixel aspect ratio.

```
<ansi-nist:ImageVerticalPixelDensityValue>1200
</ansi-nist:ImageVerticalPixelDensityValue>
```

220.1.5.11 Element <ansi-nist:FingerprintImageImpressionCaptureCategoryCode>

Cross-reference: Part 1, Section 20.1.3 Field 15.003: Impression type (IMP)

This mandatory element shall indicate the manner by which the palmprint image information was obtained. The appropriate code choice selected from Table 211 for palm shall be entered in this element.

```
<ansi-nist:FingerprintImageImpressionCaptureCategoryCode>10
</ansi-nist:FingerprintImageImpressionCaptureCategoryCode>
```

220.1.5.12 Element <ansi-nist:PalmPositionCode>

Cross-reference: Part 1, Section 20.1.13 Field 15.013 Palmprint position (PLP)

This mandatory element shall contain the palmprint position that matches the palmprint image. The decimal code number corresponding to the known or most probable palmprint position shall be taken from Table 235 and entered as a two-character ASCII value.

```
<ansi-nist:PalmPositionCode>28</ansi-nist:PalmPositionCode>
```

220.1.5.13 Element <itl:PalmprintImageQuality>

Cross-reference: Part 1, Section 20.1.20 Field 15.024 NIST quality metric (PQM)

This optional complex element is used to specify one or more different metrics of palm image quality score data for the image stored in this record. The meaning attributed to this metric must be defined and interpreted by the producer of the scoring algorithm or by the person or system used to assign the metric to the palmprint image. The metric may be a predictor of AFIS matcher accuracy performance or a different metric to indicate a value associated with the quality of the palmprint image for a particular function.

Element <itl:PalmprintImageQuality> shall have four child elements: <ansi-nist:PalmPositionCode>, <ansi-nist:QualityAlgorithmProductIdentification>, <ansi-nist:QualityAlgorithmVendorIdentification>, and <ansi-nist:QualityValue>.

The first information item is a palm position code; the information item <ansi-nist:PalmPositionCode> shall contain a code chosen from Table 235. (This corresponds to the first information item in 15.024.)

The other three items identify a quality score and the algorithm used to create the quality score. This information is useful to enable the recipient of the quality score to differentiate between quality scores generated by different algorithms and adjust for any differences in processing or analysis as necessary.

- The information item <ansi-nist:QualityAlgorithmProductIdentification> and its child <nc:IdentificationID> shall specify a numeric product code assigned by the vendor of the quality algorithm, which may be registered with the IBIA, but registration is not required. It indicates which of the vendor's algorithms was used in the calculation of the quality score. This element contains the ASCII representation of the integer product code and should be within the range 1 to 65535. Element <ansi-nist:QualityAlgorithmProductIdentification> shall have a child element

<nc:IdentificationID>, which will contain the numeric product code datum. (This corresponds to the fourth information item in 15.024.)

- The information item <ansi-nist:QualityAlgorithmVendorIdentification> and its child <nc:IdentificationID> shall specify the ID of the vendor of the quality algorithm used to calculate the quality score. This 4-digit hex value is assigned by IBIA and expressed as four ASCII characters. The IBIA shall maintain the Vendor Registry of CBEFF Biometric Organizations that will map the value in this element to a registered organization. Element <ansi-nist:QualityAlgorithmVendorIdentification> shall have a child element <nc:IdentificationID>, which will contain the vendor ID datum. (This corresponds to the third information item in 15.024.)
- The information item <ansi-nist:QualityValue> shall be a quantitative expression of the predicted matching performance of the biometric sample. This item contains the ASCII representation of the integer image quality score between 0 and 100 assigned to the image data by a quality algorithm. Higher values indicate better quality. An entry of “255” shall indicate a failed attempt to calculate a quality score. An entry of “254” shall indicate that no attempt to calculate a quality score was made. The use of additional values to convey other information should be harmonized with ISO/IEC 19794 standards. (This corresponds to the second information item in 15.024.)

The complex element <itl:PalmpointImageQuality> may be repeated for each quality algorithm used.

```
<itl:PalmpointImageQuality>
  <ansi-nist:PalmpointPositionCode>28
</ansi-nist:PalmpointPositionCode>
  <ansi-nist:QualityAlgorithmProductIdentification>
    <nc:IdentificationID>28495</nc:IdentificationID>
  </ansi-nist:QualityAlgorithmProductIdentification>
  <ansi-nist:QualityAlgorithmVendorIdentification>
    <nc:IdentificationID>FFF0</nc:IdentificationID>
  </ansi-nist:QualityAlgorithmVendorIdentification>
  <ansi-nist:QualityValue>100</ansi-nist:QualityValue>
</itl:PalmpointImageQuality>
```

220.2 End of Type-15 variable-resolution palmpoint image record

The Type-15 logical record shall end with the XML tag <itl:PackagePalmpointImageRecord>.

220.3 Additional variable-resolution palmpoint image records

Additional Type-15 records may be included in the file. For each additional palmpoint image, a complete Type-15 logical record is required.

221 Type-16 user-defined testing image record

The Type-16 logical record shall contain and be used to exchange image data together with textual information fields pertinent to the digitized image. This logical record type allows the standard to provide the ability to exchange images not addressed by other record types in the standard. It is intended as the XML user-defined logical record to be used for developmental or test purposes.

The image data contained in the Type-16 logical record may be in a compressed form. With the exception of the XML elements described below, the format, parameters, and types of images to be exchanged are undefined by this standard and shall be agreed upon between the sender and recipient.

221.1 XML elements for the Type-16 logical record

The following paragraphs describe the data contained in each of the elements for the Type-16 logical record.

Within a Type-16 logical record, entries shall be provided in XML elements. For each element of the Type-16 record, Table 237 lists the “condition code” as being mandatory “M” or optional “O”, the XML tag name, and occurrence limits. (Table 237 corresponds to Table 36 in Part 1.)

The Type-16 record shall be contained within this complex element:

```
<itl:PackageUserDefinedTestingImageRecord>
    [. . . Type 16 Record Content . . .]
</itl:PackageUserDefinedTestingImageRecord>
```

In the subsections that follow, text in bold between opening and closing tags is informative and included only for illustrative purposes, unless otherwise specifically stated (as it is for `<ansi-nist:RecordCategoryCode>`, for example).

221.1.1 Record length

Cross-reference: Part 1, Section 21.1.1 Field 16.001: Logical record length (LEN)

There is no corresponding Part 2 XML element.

221.1.2 Element `<ansi-nist:RecordCategoryCode>`

This mandatory Part 2 element has no corresponding field in Part 1. It is used to identify the record type. For the Type-16 record, it shall contain a value of 16.

```
<ansi-nist:RecordCategoryCode>16</ansi-nist:RecordCategoryCode>
```

221.1.3 Element `<ansi-nist:ImageReferenceIdentification>`

Cross-reference: Part 1, Section 21.1.2 Field 16.002: Image designation character (IDC)

This mandatory complex element shall be used to identify the user-defined testing image data contained in the record. The content of this element shall match the `<ansi-nist:ImageReferenceIdentification>` found in the `<ansi-nist:TransactionContentSummary>` element of the Type-1 record.

Complex element `<ansi-nist:ImageReferenceIdentification>` shall contain the simple element `<nc:IdentificationID>`, which shall contain the image reference identification datum.

```
<ansi-nist:ImageReferenceIdentification>
    <nc:IdentificationID>14</nc:IdentificationID>
</ansi-nist:ImageReferenceIdentification>
```


Table 237 Type-16 Variable-resolution user-defined testing image record layout

Part 1 Ident	Cond code	Part 1 Field Number	Part 2 XML Element Name	Occur count	
				min	Max
LEN		16.001			0
	M		<ansi-nist:RecordCategoryCode>	1	1
IDC	M	16.002	<ansi-nist:ImageReferenceIdentification>	1	1
UDF	O	16.200 – 16.998	<itl:UserDefinedFields>	--	--
	M		<itl:TestImage>	1	1
DATA	M	16.999	<nc:BinaryBase64Object>	1	1
UDI	M	16.003	<nc:BinaryDescriptionText>	1	1
BPX	M	16.012	<ansi-nist:ImageBitsPerPixelQuantity>	1	1
	M		<ansi-nist:ImageCaptureDetail>	1	1
UTD	M	16.005	<ansi-nist:CaptureDate>	1	1
SHPS	O	16.016	<ansi-nist:CaptureHorizontalPixelDensityValue>	0	1
SRC	M	16.004	<ansi-nist:CaptureOrganization>	1	1
SVPS	O	16.017	<ansi-nist:CaptureVerticalPixelDensityValue>	0	1
DMM	O	16.030	<ansi-nist:CaptureDeviceMonitoringModeCode>	0	1
CSP	O	16.013	<ansi-nist:ImageColorSpaceCode>	0	1
COM	O	16.020	<ansi-nist:ImageCommentText>	0	1
CGA	M	16.011	<ansi-nist:ImageCompressionAlgorithmText>	1	1
HLL	M	16.006	<ansi-nist:ImageHorizontalLineLengthPixelQuantity>	1	1
HPS	M	16.009	<ansi-nist:ImageHorizontalPixelDensityValue>	1	1
UQS	O	16.024	<ansi-nist:ImageQuality>	0	1
SLC	M	16.008	<ansi-nist:ImageScaleUnitsCode>	1	1
VLL	M	16.007	<ansi-nist:ImageVerticalLineLengthPixelQuantity>	1	1
VPS	M	16.010	<ansi-nist:ImageVerticalPixelDensityValue>	1	1

221.1.4 Element <itl:UserDefinedFields>

Cross-reference: Part 1, Section 21.1.24 Fields 16.200-998: User-defined fields (UDF)

These elements are user-definable. Their size and content shall be defined by the user and be in accordance with the receiving agency. If present, they shall contain well-formed XML and ASCII content values.

Complex element `<itl:UserDefinedFields>` is abstract, and as such is unusable by itself. Implementers should define, in an extension schema, a substitution element containing user-defined child elements from the user's domain.

A substitution element should be defined in a user's extension schema similar to this:

```
<xsd:element name="UserDefinedFields"
  substitutionGroup="itl:UserDefinedFields"
  type="user-domain:UserDefinedFieldsType"/>

<xsd:complexType name="UserDefinedFieldsType">
  <xsd:complexContent>
    <xsd:extension base="s:ComplexObjectType">
      <xsd:sequence>
        <xsd:element ref="user-domain:OneField"/>
        <xsd:element ref="user-domain:TwoField"/>
      </xsd:sequence>
    </xsd:extension>
  </xsd:complexContent>
</xsd:complexType>
```

The element would then appear in an instance document like this:

```
<user-domain:UserDefinedFields>
  <user-domain:OneField>Text</user-domain:OneField>
  <user-domain:TwoField>Text</user-domain:TwoField>
</user-domain:UserDefinedFields>
```

221.1.5 Element `<itl:TestImage>`

This mandatory complex element contains the remaining elements in the Type-16 record, as described in the subsections below.

```
<itl:TestImage>
  [. . . Image elements . . .]
</itl:TestImage>
```

221.1.5.1 Element `<nc:BinaryBase64Object>`

Cross-reference: Part 1, Section 21.1.25 Field 16.999: Image data (DATA)

This mandatory element shall contain all of the pixel data from a captured image. The binary image data shall be converted to ASCII characters using the Base64 encoding algorithm.

Each pixel of uncompressed grayscale data shall normally be quantized to eight bits (256 gray levels) contained in a single byte. If the entry in `<ansi-nist:ImageBitsPerPixelQuantity>` is greater than "8", the number of bytes required to represent a pixel will be different. If compression is used, the pixel data shall be compressed in accordance with the compression technique specified in `<ansi-nist:ImageCompressionAlgorithmText>`.

```
<nc:BinaryBase64Object>base64 data</nc:BinaryBase64Object>
```

221.1.5.2 Element <nc:BinaryDescriptionText>

Cross-reference: Part 1, Section 21.1.3 Field 16.003: User-defined image (UDI)

This mandatory element shall contain the type of user-defined image contained in this record. Its content shall be defined by the user and be in accordance with the receiving agency.

```
<nc:BinaryDescriptionText>Test Image</nc:BinaryDescriptionText>
```

221.1.5.3 Element <ansi-nist:ImageBitsPerPixelQuantity>

Cross-reference: Part 1, Section 21.1.12 Field 16.012: Bits per pixel (BPX)

This mandatory element shall contain the number of bits used to represent a pixel. This element shall contain an entry of "8" for normal grayscale values of "0" to "255". Any entry in this element greater than "8" shall represent a grayscale pixel with increased precision.

```
<ansi-nist:ImageBitsPerPixelQuantity>16
</ansi-nist:ImageBitsPerPixelQuantity>
```

221.1.5.4 Element <ansi-nist:ImageCaptureDetail>

This mandatory complex element contains five child elements described in the subsections below: <ansi-nist:CaptureDate>, <ansi-nist:CaptureHorizontalPixelDensityValue>, <ansi-nist:CaptureOrganization>, <ansi-nist:CaptureVerticalPixelDensityValue>, and <ansi-nist:CaptureDeviceMonitoringModeCode>.

```
<ansi-nist:ImageCaptureDetail>
    [. . . Image capture elements . . .]
</ansi-nist:ImageCaptureDetail>
```

221.1.5.4.1 Element <ansi-nist:CaptureDate>

Cross-reference: Part 1, Section 21.1.5 Field 16.005: User-defined testing date (UTD)

This mandatory element <ansi-nist:CaptureDate> shall contain the date that the image contained in the record was captured. The date shall appear as eight digits, separated by dashes, in the format YYYY-MM-DD. The YYYY characters shall represent the year the image was captured; the MM characters shall be the tens and units values of the month; and the DD characters shall be the tens and units values of the day in the month. For example, 2008-02-29 represents February 29, 2008. The complete date must be a legitimate date.

Complex element <ansi-nist:CaptureDate> shall have the simple element <nc:Date>, which will contain capture date data.

```
<ansi-nist:CaptureDate>
    <nc:Date>2008-02-29</nc:Date>
</ansi-nist:CaptureDate>
```

221.1.5.4.2 Element <ansi-nist:CaptureHorizontalPixelDensityValue>

Cross-reference: Part 1, Section 21.1.15 Field 16.016: Scanned horizontal pixel scale (SHPS)

This optional element shall specify the horizontal pixel density used for the scanning of the original impression providing <ansi-nist:ImageScaleUnitsCode> contains a "1" or a "2". Otherwise, it indicates the horizontal component of the pixel aspect ratio.

```
<ansi-nist:CaptureHorizontalPixelDensityValue>500
</ansi-nist:CaptureHorizontalPixelDensityValue>
```

221.1.5.4.3 Element <ansi-nist:CaptureOrganization>

Cross-reference: Part 1, Section 21.1.4 Field 16.004: Source agency / ORI (SRC)

This mandatory complex element <ansi-nist:CaptureOrganization> shall contain in <nc:IdentificationID> the identification of the administration or organization that originally captured the user-defined testing image contained in the record, and may contain in <nc:OrganizationName> the text name of the organization. Normally, the ORI of the agency that captured the image will be contained in <nc:IdentificationID>. Both <nc:IdentificationID> and <nc:OrganizationName> may contain up to 36 identifying characters each, and the data content of this element shall be defined by the user and be in accordance with the receiving agency.

Element <ansi-nist:CaptureOrganization> shall have two child elements: a mandatory <nc:OrganizationIdentification> and an optional <nc:OrganizationName>. Complex element <nc:OrganizationIdentification> shall have a single child element <nc:IdentificationID>, which will contain the alphanumeric organizational ID datum. Element <nc:OrganizationName> shall contain the datum for the text name of the organization.

```
<ansi-nist:CaptureOrganization>
  <nc:OrganizationIdentification>
    <nc:IdentificationID>WI013415Y</nc:IdentificationID>
  </nc:OrganizationIdentification>
  <nc:OrganizationName>Text</nc:OrganizationName>
</ansi-nist:CaptureOrganization>
```

221.1.5.4.4 Element <ansi-nist:CaptureVerticalPixelDensityValue>

Cross-reference: Part 1, Section 21.1.16 Field 16.017: Scanned vertical pixel scale (SVPS)

This optional element shall specify the vertical pixel density used for the scanning of the original impression providing <ansi-nist:ImageScaleUnitsCode> contains a "1" or a "2". Otherwise, it indicates the vertical component of the pixel aspect ratio.

```
<ansi-nist:CaptureVerticalPixelDensityValue>500
</ansi-nist:CaptureVerticalPixelDensityValue>
```

221.1.5.4.5 Element <ansi-nist:CaptureDeviceMonitoringModeCode>

Cross-reference: Part 1, Section 21.1.22 Field 16.030 Device monitoring mode (DMM)

This optional element provides information describing the level of human monitoring for the image capture device. This element will contain an entry from Table 219 to indicate the monitoring mode of the biometric sample capture device.

```
<ansi-nist:CaptureDeviceMonitoringModeCode>ASSISTED
</ansi-nist:CaptureDeviceMonitoringModeCode>
```

221.1.5.5 Element <ansi-nist:ImageColorSpaceCode>

Cross-reference: Part 1, Section 21.1.13 Field 16.013: Color space (CSP)

This mandatory element shall contain an ASCII entry from Table 203 to identify the color space used to exchange the image data. If the color space for an RGB image cannot be determined, an entry of "RGB" shall be entered in this element. The description for <ansi-nist:ImageColorSpaceCode> in the Type-10 record contains additional information for the color space element.

```
<ansi-nist:ImageColorSpaceCode>YCC
</ansi-nist:ImageColorSpaceCode>
```

221.1.5.6 Element <ansi-nist:ImageCommentText>

Cross-reference: Part 1, Section 21.1.18 Field 16.020: Comment (COM)

This optional element may be used to insert comments or other ASCII text information with the user-defined testing image data.

```
<ansi-nist:ImageCommentText>Text</ansi-nist:ImageCommentText>
```

221.1.5.7 Element <ansi-nist:ImageCompressionAlgorithmText>

Cross-reference: Part 1, Section 21.1.11 Field 16.011: Compression algorithm (CGA)

This mandatory element shall specify the algorithm used to compress the transmitted grayscale images. A value of "NONE" in this element indicates that the data contained in this record is uncompressed. For those images that are to be losslessly compressed, this element shall contain the text value from Table 201 to indicate the compression method used for this record type. See Section 205.6.1 for additional information on the usage of JPEG 2000 for the compression of fingerprint images. The domain registrar shall maintain a registry of acceptable compression techniques and corresponding codes that may be used as they become available.

```
<ansi-nist:ImageCompressionAlgorithmText>JPEGB
</ansi-nist:ImageCompressionAlgorithmText>
```

221.1.5.8 Element <ansi-nist:ImageHorizontalLineLengthPixelQuantity>

Cross-reference: Part 1, Section 21.1.6 Field 16.006: Horizontal line length (HLL)

This mandatory element shall contain the number of pixels contained on a single horizontal line of the transmitted image.

```
<ansi-nist:ImageHorizontalLineLengthPixelQuantity>80
</ansi-nist:ImageHorizontalLineLengthPixelQuantity>
```

221.1.5.9 Element <ansi-nist:ImageHorizontalPixelDensityValue>

Cross-reference: Part 1, Section 21.1.9 Field 16.009: Horizontal pixel scale (HPS)

This mandatory element shall specify the integer pixel density used in the horizontal direction of the transmitted image providing <ansi-nist:ImageScaleUnitsCode> contains a "1" or a "2". Otherwise, it indicates the horizontal component of the pixel aspect ratio.

```
<ansi-nist:CaptureHorizontalPixelDensityValue>1200
</ansi-nist:CaptureHorizontalPixelDensityValue>
```

221.1.5.10 Element <ansi-nist:ImageQuality>

Cross-reference: Part 1, Section 21.1.20 Field 16.024: User-defined testing quality score (UQS)

This optional complex element shall specify a quality score for the user-defined testing image stored in this record. This element shall have three child elements: <ansi-nist:QualityAlgorithmProductIdentification>, <ansi-nist:QualityValue>, and <ansi-nist:QualityMeasureVendorIdentification>. They identify a quality score and the algorithm used to create the quality score. This information is useful to enable the recipient of the quality score to differentiate between quality scores generated by different algorithms and adjust for any differences in processing or analysis as necessary.

1. The information item <ansi-nist:QualityAlgorithmProductIdentification> and its child <nc:IdentificationID> shall specify a numeric product code assigned by the vendor of the quality algorithm, which may be registered with the IBIA, but registration is not required. It indicates which of the vendor's algorithms was used in the calculation of the quality score. This element contains the ASCII representation of the integer product code and should be within the range 1 to 65535. Element <ansi-nist:QualityAlgorithmProductIdentification> shall have a child element <nc:IdentificationID>, which will contain the numeric product code datum. (This corresponds to the third information item in 16.024.)
2. The information item <ansi-nist:QualityValue> shall be a quantitative expression of the predicted matching performance of the biometric sample. This item contains the ASCII representation of the integer image quality score between 0 and 100 assigned to the image data by a quality algorithm. Higher values indicate better quality. An entry of "255" shall indicate a failed attempt to calculate a quality score. An entry of "254" shall indicate that no attempt to calculate a quality score was made. The use of additional values to convey other information should be harmonized with ISO/IEC 19794 standards. (This corresponds to the first information item in 16.024.)

3. The information item `<ansi-nist:QualityMeasureVendorIdentification>` and its child `<nc:IdentificationID>` shall specify the ID of the vendor of the quality algorithm used to calculate the quality score. This 4-digit hex value is assigned by IBIA and expressed as four ASCII characters. The IBIA shall maintain the Vendor Registry of CBEFF Biometric Organizations that will map the value in this element to a registered organization. Element `<ansi-nist:QualityAlgorithmVendorIdentification>` shall have a child element `<nc:IdentificationID>`, which will contain the vendor ID datum. (This corresponds to the second information item in 16.024.)

```
<ansi-nist:ImageQuality>
  <ansi-nist:QualityAlgorithmProductIdentification>
    <nc:IdentificationID>28495</nc:IdentificationID>
  </ansi-nist:QualityAlgorithmProductIdentification>
  <ansi-nist:QualityValue>100</ansi-nist:QualityValue>
  <ansi-nist:QualityMeasureVendorIdentification>
    <nc:IdentificationID>FFF0</nc:IdentificationID>
  </ansi-nist:QualityMeasureVendorIdentification>
</ansi-nist:ImageQuality>
```

221.1.5.11 Element `<ansi-nist:ImageScaleUnitsCode>`

Cross-reference: Part 1, Section 21.1.8 Field 16.008: Scale units (SLC)

This mandatory element shall specify the units used to describe the image sampling frequency (pixel density). A "1" in this element indicates pixels per inch, or a "2" indicates pixels per centimeter. A "0" in this element indicates no scale is given. For this case, the quotient of HPS/VPS gives the pixel aspect ratio.

```
<ansi-nist:ImageScaleUnitsCode>1</ansi-nist:ImageScaleUnitsCode>
```

221.1.5.12 Element `<ansi-nist:ImageVerticalLineLengthPixelQuantity>`

Cross-reference: Part 1, Section 21.1.7 Field 16.007: Vertical line length (VLL)

This mandatory element shall contain the number of horizontal lines contained in the transmitted image.

```
<ansi-nist:ImageVerticalLineLengthPixelQuantity>65
</ansi-nist:ImageVerticalLineLengthPixelQuantity>
```

221.1.5.13 Element `<ansi-nist:ImageVerticalPixelDensityValue>`

Cross-reference: Part 1, Section 21.1.10 Field 16.010: Vertical pixel scale (VPS)

This mandatory element shall specify the integer pixel density used in the vertical direction of the transmitted image providing `<ansi-nist:ImageScaleUnitsCode>` contains a "1" or a "2". Otherwise, it indicates the vertical component of the pixel aspect ratio.

```
<ansi-nist:ImageVerticalPixelDensityValue>1200
</ansi-nist:ImageVerticalPixelDensityValue>
```

221.2 End of Type-16 user-defined testing image record

The Type-16 logical record shall end with the XML tag
</itl:PackageUserDefinedTestingImageRecord>.

221.3 Additional Type-16 user-defined testing image records

Additional Type-16 records may be included in the file. For each additional image, a complete Type-16 logical record is required.

222 Type-17 Iris image record

222.1 General

The Part 2 XML version of the Type-17 logical record shall contain and be used to exchange generic iris image data using mandatory elements of this record type. Optional elements may be used to exchange additional information available in the INCITS 379-2004 – Iris Image Interchange Format standard and the ISO/IEC 19794-6 iris image data interchange format standard. Images may be monochrome or color with 256 or more intensity levels (grey or per-color component) and vary in size depending on field of view and compression.

The iris standards specify two alternative image interchange formats for biometric authentication systems that utilize iris recognition. The first, which is represented in this record type, is based on a rectilinear image storage format that specifies a raw, uncompressed or compressed array of intensity values. The second is an image data format based on a polar image specification and is not represented in this logical record type. If such a polar representation is required for a specific application, a Type-99 CBEFF biometric data record may be used.

222.2 XML elements for the Type-17 logical record

The following paragraphs describe the data contained in each of the elements for the Type-17 logical record.

Within a Type-17 logical record, entries shall be provided in XML elements. For each element of the Type-17 record, Table 238 lists the “condition code” as being mandatory “M” or optional “O”, the XML tag name, and occurrence limits. (Table 238 corresponds to Table 37 in Part 1.) It is required that all elements of the record are ordered as described in the subsections below.

The Type-17 record shall be contained within this complex element:

```
<itl:PackageIrisImageRecord>
    [. . . Type 17 Record Content . . .]
</itl:PackageIrisImageRecord>
```

In the subsections that follow, text in bold between opening and closing tags is informative and included only for illustrative purposes, unless otherwise specifically stated (as it is for <ansi-nist:RecordCategoryCode>, for example).

Table 238 Type-17 Iris image record layout

Part 1 Ident	Cond code	Part 1 Field Number	Part 2 XML Element Name	Occur count	
				min	Max
LEN		17.001			0
	M		<ansi-nist:RecordCategoryCode>	1	1
IDC	M	17.002	<ansi-nist:ImageReferenceIdentification>	1	1
UDF	O	17.200 – 17.998	<itl:UserDefinedFields>	0	Unlim
	M		<itl:IrisImage>	1	1
DATA	M	17.999	<nc:BinaryBase64Object>	1	1
BPX	M	17.012	<ansi-nist:ImageBitsPerPixelQuantity>	1	1
			<ansi-nist:ImageCaptureDetail>	1	1
ICD	M	17.005	<ansi-nist:CaptureDate>	1	1
SHPS	O	17.022	<ansi-nist:CaptureHorizontalPixelDensityValue>	0	1
SRC	M	17.004	<ansi-nist:CaptureOrganization>	1	1
SVPS	O	17.023	<ansi-nist:CaptureVerticalPixelDensityValue>	0	1
DMM	O	17.030	<ansi-nist:CaptureDeviceMonitoringModeCode>	0	1
CSP	M	17.013	<ansi-nist:ImageColorSpaceCode>	1	1
COM	O	17.021	<ansi-nist:ImageCommentText>	0	Unlim
CGA	M	17.011	<ansi-nist:ImageCompressionAlgorithmText>	1	1
HLL	M	17.006	<ansi-nist:ImageHorizontalLineLengthPixelQuantity>	1	1
HPS	M	17.009	<ansi-nist:ImageHorizontalPixelDensityValue>	1	1
IQS	O	17.024	<ansi-nist:ImageQuality>	0	1
SLC	M	17.008	<ansi-nist:ImageScaleUnitsCode>	1	1
VLL	M	17.007	<ansi-nist:ImageVerticalLineLengthPixelQuantity>	1	1
VPS	M	17.010	<ansi-nist:ImageVerticalPixelDensityValue>	1	1
FID	M	17.003	<ansi-nist:IrisEyePositionCode>	1	1
RAE	O	17.014	<ansi-nist:IrisEyeRotationAngleMeasure>	0	1
RAU	O	17.015	<ansi-nist:IrisEyeRotationUncertaintyValueText>	0	1
			<ansi-nist:IrisImageCapture>		
GUI	O	17.018	<ansi-nist:CaptureDeviceGlobalIdentification>	0	1
DUI	O	17.017	<ansi-nist:CaptureDeviceIdentification>	0	1
MMS	O	17.019	<ansi-nist:CaptureDeviceMakeText>	0	1

Part 1 Ident	Cond code	Part 1 Field Number	Part 2 XML Element Name	Occur count	
				min	Max
MMS	O	17.019	<ansi-nist:CaptureDeviceModelText>	0	1
MMS	O	17.019	<ansi-nist:CaptureDeviceSerialNumberText>	0	1
IPC	O	17.016	<ansi-nist:IrisImageHorizontalOrientationCode>	0	1
IPC	O	17.016	<ansi-nist:IrisImageScanCategoryCode>	0	1
IPC	O	17.016	<ansi-nist:IrisImageVerticalOrientationCode>	0	1
ECL	O	17.020	<ansi-nist:IrisEyeColorAttributeCode>	0	1
ALS	O	17.025	<ansi-nist:IrisImageAcquisitionLightingSpectrumValue>	0	1
IRD	O	17.026	<itl:IrisDiameterPixelQuantity>	0	1

222.2.1 Record length

Cross-reference: Part 1, Section 22.2.1 Field 17.001: Logical record length (LEN)

There is no corresponding Part 2 XML element.

222.2.2 Element <ansi-nist:RecordCategoryCode>

This mandatory Part 2 element has no corresponding field in Part 1. It is used to identify the record type. For the Type-17 record, it shall contain a value of 17.

```
<ansi-nist:RecordCategoryCode>17</ansi-nist:RecordCategoryCode>
```

222.2.3 Element <ansi-nist:ImageReferenceIdentification>

Cross-reference: Part 1, Section 22.2.2 Field 17.002: Image designation character (IDC)

This mandatory complex element shall be used to identify the iris image data contained in the record. The content of this element shall match the <ansi-nist:ImageReferenceIdentification> found in the <ansi-nist:TransactionContentSummary> element of the Type-1 record.

Complex element <ansi-nist:ImageReferenceIdentification> shall contain the simple element <nc:IdentificationID>, which shall contain the image reference identification datum.

```
<ansi-nist:ImageReferenceIdentification>
  <nc:IdentificationID>13</nc:IdentificationID>
</ansi-nist:ImageReferenceIdentification>
```

222.2.4 Element <itl:UserDefinedFields>

Cross-reference: Part 1, Section 22.2.30 Fields 17.200-998: User-defined fields (UDF)

These elements are user-definable. Their size and content shall be defined by the user and be in accordance with the receiving agency. If present, they shall contain well-formed XML and ASCII content values.

Complex element <itl:UserDefinedFields> is abstract, and as such is unusable by itself. Implementers should define, in an extension schema, a substitution element containing user-defined child elements from the user's domain.

A substitution element should be defined in a user's extension schema similar to this:

```
<xsd:element name="UserDefinedFields"
  substitutionGroup="itl:UserDefinedFields"
  type="user-domain:UserDefinedFieldsType"/>

<xsd:complexType name="UserDefinedFieldsType">
  <xsd:complexContent>
    <xsd:extension base="s:ComplexObjectType">
      <xsd:sequence>
        <xsd:element ref="user-domain:OneField"/>
        <xsd:element ref="user-domain:TwoField"/>
      </xsd:sequence>
    </xsd:extension>
  </xsd:complexContent>
</xsd:complexType>
```

The element would then appear in an instance document like this:

```
<user-domain:UserDefinedFields>
  <user-domain:OneField>Text</user-domain:OneField>
  <user-domain:TwoField>Text</user-domain:TwoField>
</user-domain:UserDefinedFields>
```

222.2.5 Element <itl:IrisImage>

This is a mandatory complex element. All of the remaining elements in the Type-17 record are nested within, as described in the subsections below.

```
<itl:IrisImage>
  [. . . Image elements . . .]
</itl:IrisImage>
```

222.2.5.1 Element <nc:BinaryBase64Object>

Cross-reference: Part 1, Section 22.2.31 Field 17.999: Image data (DATA)

This mandatory element shall contain the iris image. The binary image data shall be converted to ASCII characters using the Base64 encoding algorithm.

```
<nc:BinaryBase64Object>base64 data</nc:BinaryBase64Object>
```

222.2.5.2 Element <ansi-nist:ImageBitsPerPixelQuantity>

Cross-reference: Part 1, Section 22.2.12 Field 17.012: Bits per pixel (BPX)

This mandatory element shall contain the number of bits used to represent a pixel. This element shall contain an entry of "8" for normal grayscale values of "0" to "255" or each RGB color component. Any entry in this element greater than "8" shall represent a grayscale pixel with increased precision.

```
<ansi-nist:ImageBitsPerPixelQuantity>16
</ansi-nist:ImageBitsPerPixelQuantity>
```

222.2.5.3 Element <ansi-nist:ImageCaptureDetail>

This mandatory complex element contains five child elements described in the subsections below: <ansi-nist:CaptureDate>, <ansi-nist:CaptureHorizontalPixelDensityValue>, <ansi-nist:CaptureOrganization>, <ansi-nist:CaptureVerticalPixelDensityValue>, and <ansi-nist:CaptureDeviceMonitoringModeCode>.

```
<ansi-nist:ImageCaptureDetail>
  [. . . Image capture elements . . .]
</ansi-nist:ImageCaptureDetail>
```

222.2.5.3.1 Element <ansi-nist:CaptureDate>

Cross-reference: Part 1, Section 22.2.5 Field 17.005: Iris capture date (ICD)

This mandatory element <ansi-nist:CaptureDate> shall contain the date that the iris image contained in the record was captured. The date shall appear as eight digits, separated by dashes, in the format YYYY-MM-DD. The YYYY characters shall represent the year the image was captured; the MM characters shall be the tens and units values of the month; and the DD characters shall be the tens and units values of the day in the month. For example, 2008-02-29 represents February 29, 2008. The complete date must be a legitimate date.

Complex element <ansi-nist:CaptureDate> shall have the simple element <nc:Date>, which will contain capture date data.

```
<ansi-nist:CaptureDate>
  <nc:Date>2008-02-29</nc:Date>
</ansi-nist:CaptureDate>
```

222.2.5.3.2 Element <ansi-nist:CaptureHorizontalPixelDensityValue>

Cross-reference: Part 1, Section 22.2.22 Field 17.022: Scanned horizontal pixel scale (SHPS)

This optional element shall specify the horizontal pixel density used for the scanning of the original impression providing <ansi-nist:ImageScaleUnitsCode> contains a "1" or a "2". Otherwise, it indicates the horizontal component of the pixel aspect ratio.

```
<ansi-nist:CaptureHorizontalPixelDensityValue>500
</ansi-nist:CaptureHorizontalPixelDensityValue>
```

222.2.5.3.3 Element <ansi-nist:CaptureOrganization>

Cross-reference: Part 1, Section 22.2.4 Field 17.004: Source agency / ORI (SRC)

This mandatory complex element <ansi-nist:CaptureOrganization> shall contain in <nc:IdentificationID> the identification of the administration or organization that originally captured the iris image contained in the record, and may contain in <nc:OrganizationName> the text name of the organization. Normally, the ORI of the agency that captured the image will be contained in <nc:IdentificationID>. Both <nc:IdentificationID> and <nc:OrganizationName> may contain up to 36 identifying characters each, and the data content of this element shall be defined by the user and be in accordance with the receiving agency.

Element <ansi-nist:CaptureOrganization> shall have two child elements: a mandatory <nc:OrganizationIdentification> and an optional <nc:OrganizationName>. Complex element <nc:OrganizationIdentification> shall have a single child element <nc:IdentificationID>, which will contain the alphanumeric organizational ID datum. Element <nc:OrganizationName> shall contain the datum for the text name of the organization.

```
<ansi-nist:CaptureOrganization>
  <nc:OrganizationIdentification>
    <nc:IdentificationID>WI013415Y</nc:IdentificationID>
  </nc:OrganizationIdentification>
  <nc:OrganizationName>Text</nc:OrganizationName>
</ansi-nist:CaptureOrganization>
```

222.2.5.3.4 Element <ansi-nist:CaptureVerticalPixelDensityValue>

Cross-reference: Part 1, Section 22.2.23 Field 17.023: Scanned vertical pixel scale (SVPS)

This optional element shall specify the vertical pixel density used for the scanning of the original impression providing <ansi-nist:ImageScaleUnitsCode> contains a "1" or a "2". Otherwise, it indicates the vertical component of the pixel aspect ratio.

```
<ansi-nist:CaptureVerticalPixelDensityValue>500
</ansi-nist:CaptureVerticalPixelDensityValue>
```

222.2.5.3.5 Element <ansi-nist:CaptureDeviceMonitoringModeCode>

Cross-reference: Part 1, Section 22.2.28 Field 10.030: Device monitoring mode (DMM)

This optional element provides information describing the level of human monitoring for the image capture device. This element will contain an entry from Table 219 to indicate the monitoring mode of the biometric sample capture device.

```
<ansi-nist:CaptureDeviceMonitoringModeCode>ASSISTED
</ansi-nist:CaptureDeviceMonitoringModeCode>
```

222.2.5.4 Element <ansi-nist:ImageColorSpaceCode>

Cross-reference: Part 1, Section 22.2.13 Field 17.013: Color space (CSP)

This mandatory element shall contain an ASCII entry from Table 203 to identify the color space used to exchange the image data. If the color space for an RGB image cannot be determined, an

entry of "RGB" shall be entered in this element. The description for <ansi-nist:ImageColorSpaceCode> in the Type-10 record contains additional information for the color space element.

```
<ansi-nist:ImageColorSpaceCode>YCC
</ansi-nist:ImageColorSpaceCode>
```

222.2.5.5 Element <ansi-nist:ImageCommentText>

Cross-reference: Part 1, Section 22.2.21 Field 17.021: Comment (COM)

This optional element may be used to insert comments or other ASCII text information with the iris image data.

The simple element <ansi-nist:ImageCommentText> may have multiple occurrences if the sending and receiving agencies agree to have multiple, separate comments.

```
<ansi-nist:ImageCommentText>Text</ansi-nist:ImageCommentText>
<ansi-nist:ImageCommentText>Text</ansi-nist:ImageCommentText>
```

222.2.5.6 Element <ansi-nist:ImageCompressionAlgorithmText>

Cross-reference: Part 1, Section 22.2.11 Field 17.011: Compression algorithm (CGA)

This mandatory element shall specify the algorithm used to compress the color or grayscale images. Table 201 contains the codes for the compression methods. An entry of "NONE" in this field indicates that the data contained in this record is uncompressed. The image shall be represented as an array of n rows by m columns by at least 8-bit pixels. Each pixel in a monochrome image shall be represented by eight or more bits. Color images shall be represented as a sequential sample of a red, green, and blue intensity for each pixel. The image shall be organized in row-major order, with the lowest address corresponding to the upper left corner of the image.

For those images that are to be compressed, the method for the compression of iris images is specified by the baseline mode of the JPEG algorithm or JPEG 2000. For best results, the compression ratio should not exceed 6:1.

```
<ansi-nist:ImageCompressionAlgorithmText>JPEGB
</ansi-nist:ImageCompressionAlgorithmText>
```

222.2.5.7 Element <ansi-nist:ImageHorizontalLineLengthPixelQuantity>

Cross-reference: Part 1, Section 22.2.6 Field 17.006: Horizontal line length (HLL)

This mandatory element shall contain the number of pixels contained on a single horizontal line of the transmitted image.

```
<ansi-nist:ImageHorizontalLineLengthPixelQuantity>80
</ansi-nist:ImageHorizontalLineLengthPixelQuantity>
```

222.2.5.8 Element <ansi-nist:ImageHorizontalPixelDensityValue>

Cross-reference: Part 1, Section 22.2.9 Field 17.009: Horizontal pixel scale (HPS)

This mandatory element shall specify the integer pixel density used in the horizontal direction of the transmitted image providing <ansi-nist:ImageScaleUnitsCode> contains a "1" or a "2". Otherwise, it indicates the horizontal component of the pixel aspect ratio.

```
<ansi-nist:CaptureHorizontalPixelDensityValue>1200
</ansi-nist:CaptureHorizontalPixelDensityValue>
```

222.2.5.9 Element <ansi-nist:ImageQuality>

Cross-reference: Part 1, Section 22.2.24 Field 17.024: Image Quality Score (IQS)

This optional element shall specify quality score data for the iris image stored in this record. There are three child elements. They identify a quality score and the algorithm used to create the quality score. This information is useful to enable the recipient of the quality score to differentiate between quality scores generated by different algorithms and adjust for any differences in processing or analysis as necessary.

The parent element <ansi-nist:ImageQuality> may have multiple occurrences, one for each quality algorithm used.

1. The child element <ansi-nist:QualityAlgorithmProductIdentification> shall specify a numeric product code assigned by the vendor of the quality algorithm, which may be registered with the IBIA, but it is not required to be registered. It indicates which of the vendor's algorithms was used in the calculation of the quality score. This complex element contains a child element <nc:IdentificationID> which contains the ASCII representation of the integer product code and should be within the range 1 to 65,535.
2. The child element <ansi-nist:QualityValue> shall be a quantitative expression of the predicted matching performance of the biometric sample. This element contains the ASCII representation of the integer image quality score between 0 and 100 assigned to the image data by a quality algorithm. Higher values indicate better quality. An entry of "255" shall indicate a failed attempt to calculate a quality score. An entry of "254" shall indicate that no attempt to calculate a quality score was made. The use of additional values to convey other information should be harmonized with ISO/IEC 19794 standards.
3. The child element <ansi-nist:QualityMeasureVendorIdentification> shall specify the ID of the vendor of the quality algorithm used to calculate the quality score. This 4-digit hex value is assigned by IBIA and expressed as four ASCII characters. The IBIA shall maintain the Vendor Registry of CBEFF Biometric Organizations that will map the value in this element to a registered organization. This complex element contains a child element <nc:IdentificationID> which shall contain the identification datum.

```
<ansi-nist:ImageQuality>
  <ansi-nist:QualityAlgorithmProductIdentification>
    <nc:IdentificationID>28488</nc:IdentificationID>
  </ansi-nist:QualityAlgorithmProductIdentification>
  <ansi-nist:QualityValue>100
  </ansi-nist:QualityValue>
  <ansi-nist:QualityMeasureVendorIdentification>
    <nc:IdentificationID>FFF0</nc:IdentificationID>
```

```
</ansi-nist:QualityMeasureVendorIdentification>
</ansi-nist:ImageQuality>
```

222.2.5.10 Element <ansi-nist:ImageScaleUnitsCode>

Cross-reference: Part 1, Section 22.2.8 Field 17.008: Scale units (SLC)

This mandatory element shall specify the units used to describe the image sampling frequency (pixel density). A "1" in this element indicates pixels per inch, or a "2" indicates pixels per centimeter. A "0" in this element indicates no scale is given. For this case, the quotient of HPS/VPS gives the pixel aspect ratio.

```
<ansi-nist:ImageScaleUnitsCode>1</ansi-nist:ImageScaleUnitsCode>
```

222.2.5.11 Element <ansi-nist:ImageVerticalLineLengthPixelQuantity>

Cross-reference: Part 1, Section 22.2.7 Field 17.007: Vertical line length (VLL)

This mandatory element shall contain the number of horizontal lines contained in the transmitted image.

```
<ansi-nist:ImageVerticalLineLengthPixelQuantity>65
</ansi-nist:ImageVerticalLineLengthPixelQuantity>
```

222.2.5.12 Element <ansi-nist:ImageVerticalPixelDensityValue>

Cross-reference: Part 1, Section 22.2.10 Field 17.010: Vertical pixel scale (VPS)

This mandatory element shall specify the integer pixel density used in the vertical direction of the transmitted image providing <ansi-nist:ImageScaleUnitsCode> contains a "1" or a "2". Otherwise, it indicates the vertical component of the pixel aspect ratio.

```
<ansi-nist:ImageVerticalPixelDensityValue>1200
</ansi-nist:ImageVerticalPixelDensityValue>
```

222.2.5.13 Element <ansi-nist:IrisEyePositionCode>

Cross-reference: Part 1, Section 22.2.3 Field 17.003: Feature identifier (FID)

This mandatory element shall contain an identifier for the eye represented by the image in the record. An entry of "0" in this element indicates that the image in this record is undefined. An entry of "1" in this element indicates that the image in this record is the subject's right eye. An entry of "2" in this element indicates that the image in this record is the subject's left eye.

```
<ansi-nist:IrisEyePositionCode>2
</ansi-nist:IrisEyePositionCode>
```


222.2.5.14 Element <ansi-nist:IrisEyeRotationAngleMeasure>

Cross-reference: Part 1, Section 22.2.14 Field 17.014: Rotation Angle of Eye (RAE)

This optional element shall indicate the rotation angle of the eye. For rectilinear images, rotation angle = round (65536 * angle / 360) modulo 65536. The angle is measured in degrees from horizontal to the interpupillary line. The value "FFFF" indicates rotation angle of eye is undefined.

```
<ansi-nist:IrisEyeRotationAngleMeasure>8192
</ansi-nist:IrisEyeRotationAngleMeasure>
```

222.2.5.15 Element <ansi-nist:IrisEyeRotationUncertaintyValueText>

Cross-reference: Part 1, Section 22.2.15 Field 17.015: Rotation Uncertainty (RAU)

This optional field shall indicate the rotation uncertainty. The rotation uncertainty is equal to [round (65536 * uncertainty / 180)]. The uncertainty is measured in degrees and is the absolute value of maximum error. The value "FFFF" indicates uncertainty is undefined.

```
<ansi-nist:IrisEyeRotationUncertainty>FFFF
</ansi-nist:IrisEyeRotationUncertainty>
```

222.2.5.16 Element <ansi-nist:IrisImageCapture>

This mandatory complex element contains eight child elements described in the subsections below. The eight child elements shall be contained within this parent element:

```
<ansi-nist:IrisImageCapture>
    [. . . Iris image capture elements . . .]
</ansi-nist:IrisImageCapture>
```

222.2.5.16.1 Element <ansi-nist:CaptureDeviceGlobalIdentification>

Cross-reference: Part 1, Section 22.2.18 Field 17.018: Global Unique Identifier (GUI)

This optional element shall contain a 16-byte string to indicate a GUID – a globally unique identifier.

Complex element <ansi-nist:CaptureDeviceGlobalIdentification> shall have the simple element <nc:IdentificationID>, which will contain the identifier datum.

```
<ansi-nist:CaptureDeviceGlobalIdentification>
    <nc:IdentificationID>A2849B293059C200</nc:IdentificationID>
</ansi-nist:CaptureDeviceGlobalIdentification>
```

222.2.5.16.2 Element <ansi-nist:CaptureDeviceIdentification>

Cross-reference: Part 1, Section 22.2.17 Field 17.017: Device Unique Identifier (DUI)

This optional element shall contain a sixteen-byte string uniquely identifying the device or source of the data. This data can be one of: (1) Device Serial number, identified by the first character "D", (2) Host PC Mac address, identified by the first character "M", (3) Host PC processor ID, identified by the first character "P", and (4) No serial number, identified by all zeros.

Complex element `<ansi-nist:CaptureDeviceIdentification>` shall have the simple element `<nc:IdentificationID>`, which will contain the identifier datum.

```
<ansi-nist:CaptureDeviceIdentification>
  <nc:IdentificationID>P270NEIS67830001</nc:IdentificationID>
</ansi-nist:CaptureDeviceIdentification>
```

222.2.5.16.3 Element `<ansi-nist:CaptureDeviceMakeText>`

Cross-reference: Part 1, Section 22.2.19 Field 17.019: Make/Model/Serial Number (MMS), subfield make

This optional element contains the make for the iris capture device. This information item shall be 1 to 50 characters. This information item may indicate that information is unknown with the value "0".

```
<ansi-nist:CaptureDeviceMakeText>Text
</ansi-nist:CaptureDeviceMakeText>
```

222.2.5.16.4 Element `<ansi-nist:CaptureDeviceModelText>`

Cross-reference: Part 1, Section 22.2.19 Field 17.019: Make/Model/Serial Number (MMS), subfield model

This optional element contains the model for the iris capture device. This information item shall be 1 to 50 characters. This information item may indicate that information is unknown with the value "0".

```
<ansi-nist:CaptureDeviceModelText>Text
</ansi-nist:CaptureDeviceModelText>
```

222.2.5.16.5 Element `<ansi-nist:CaptureDeviceSerialNumberText>`

Cross-reference: Part 1, Section 22.2.19 Field 17.019: Make/Model/Serial Number (MMS), subfield serial number

This optional element contains the serial number for the iris capture device. This information item shall be 1 to 50 characters. This information item may indicate that information is unknown with the value "0".

```
<ansi-nist:CaptureDeviceSerialNumberText>Text
</ansi-nist:CaptureDeviceSerialNumberText>
```

222.2.5.16.6 Element `<ansi-nist:IrisImageHorizontalOrientationCode>`

Cross-reference: Part 1, Section 22.2.16 Field 17.016: Image Property Code (IPC), subfield horizontal orientation

This optional element shall contain the horizontal orientation of the image.

Values for Horizontal Orientation shall be one of: "0" for Undefined, "1" for Base, or "2" for Flipped. "Base" orientation refers to images corresponding to the view facing the subject, where the nasal side of subject's left eye or outer edge of the subject's right eye is on the left side of the

image. “Flipped” orientation refers to images where the orientation is opposite from that described for “Base”.

```
<ansi-nist:IrisImageHorizontalOrientationCode>2
</ansi-nist:IrisImageHorizontalOrientationCode>
```

222.2.5.16.7 Element <ansi-nist:IrisImageScanCategoryCode>

Cross-reference: Part 1, Section 22.2.16 Field 17.016: Image Property Code (IPC), subfield scan type

This optional element shall contain the scan type of the image.

Values for Scan Type shall be one of: “0” for Undefined, “1” for Progressive, “2” for Interlace Frame, or “3” for Interlace Field. “Progressive” indicates that the image was captured using progressive scanning, in which case all image lines are generated sequentially. “Interlace Frame” indicates that the image was captured using interlaced scanning, in which two fields are generated in sequence, the first composed of odd-numbered lines and the second of even-numbered lines. “Interlace Field” indicates that the image was captured using interlaced scanning, in which only one field is generated, and then each line is duplicated to produce a full size image.

```
<ansi-nist:IrisImageScanCategoryCode>3
</ansi-nist:IrisImageScanCategoryCode>
```

222.2.5.16.8 Element <ansi-nist:IrisImageVerticalOrientationCode>

Cross-reference: Part 1, Section 22.2.16 Field 17.016: Image Property Code (IPC), subfield vertical orientation

This optional element shall contain the vertical orientation of the image.

Values for Vertical Orientation shall be one of: “0” for Undefined, “1” for Base, or “2” for Flipped. “Base” orientation refers to images where the superior (top) edge of the eye is at the top of the image. “Flipped” orientation refers to images where the orientation is opposite from that described for “Base”.

```
<ansi-nist:IrisImageVerticalOrientationCode>1
</ansi-nist:IrisImageVerticalOrientationCode>
```

222.2.5.17 Element <ansi-nist:IrisEyeColorAttributeCode>

Cross-reference: Part 1, Section 22.2.20 Field 17.020: Eye Color (ECL)

This optional element shall specify the subject's eye color. When used, this element shall contain an entry chosen from Table 223.

```
<ansi-nist:IrisEyeColorAttributeCode>MUL
</ansi-nist:IrisEyeColorAttributeCode>
```

222.2.5.18 Element `<ansi-nist:IrisImageAcquisitionLightingSpectrumValue>`

Cross-reference: Part 1, Section 22.2.25 Field 17.025: Acquisition Lighting Spectrum (ALS)

This optional element indicates the lighting spectrum used in capturing the iris image. Values shall be one of the following: "NIR" for near-infrared illumination (~700-850nm), "VIS" for visible full-spectrum illumination (~380-740nm), or "OTHER" for other illumination.

```
<ansi-nist:IrisImageAcquisitionLightingSpectrumValue>VIS
</ansi-nist:IrisImageAcquisitionLightingSpectrumValue>
```

222.2.5.19 Element `<ansi-nist:IrisDiameterPixelQuantity>`

Cross-reference: Part 1, Section 22.2.26 Field 17.026: Iris Diameter (IRD)

This optional element shall specify the expected iris diameter in pixels.

```
<ansi-nist:IrisDiameterPixelQuantity>304
</ansi-nist:IrisDiameterPixelQuantity>
```

222.3 End of Type-17 Iris Data Record

The Type-17 logical record shall end with the XML tag `</itl:PackageIrisImageRecord>`.

222.4 Additional Type-17 Iris Data Records

Additional Type-17 records may be included in the exchange package. For each additional iris image, a complete Type-17 logical record is required.

223 Type-99 CBEFF record

The Type-99 logical record shall contain and be used to exchange biometric data that is not supported by other ANSI/NIST-ITL logical records. This data is exchanged in a format that conforms to INCITS 398-2005, the Common Biometric Exchange Formats Framework.

The CBEFF conformant Biometric Information Record (BIR) used by the Type-99 logical record includes a common Header and a Biometric Data Block (BDB). Two mandatory components of the CBEFF Header are Format Owner and Format Type. The Format Owner denotes the vendor, standards body, working group, or industry consortium that has defined the format of the biometric data (the data contained in the BDB). A CBEFF requirement is that format owners register with the IBIA for an assigned identifier of the format owner. The values used for Format Type are assigned by the format owner and represent a specific BDB format as specified by the format owner. This may be a nonstandard, unpublished data format or a data format that has been standardized by an industry group, consortium, or standards body. It is the combination of CBEFF Format Owner and CBEFF Format Type that uniquely identifies the BDB format.

This Part 2 XML version of the Type-99 logical record provides the CBEFF elements necessary for users to send, receive, and interpret biometric data in any registered BDB format (with the exception of biometric data which is exchanged using the other logical records in this standard). The data carried in the Biometric Data Block element (`<nc:BinaryBase64Object>`) is the BDB. The format of that data is identified by the BDB Format Owner (`<ansi-`

nist:CBEFFFormatOwnerIdentification>) and BDB Format Type (<ansi-nist:CBEFFFormatCategoryIdentification>) as described by the CBEFF standard.

223.1 XML elements for the Type-99 logical record

The following paragraphs describe the data contained in each of the elements for the Type-99 logical record.

Within a Type-99 logical record, entries shall be provided in XML elements. For each element of the Type-99 record, Table 239 lists the “condition code” as being mandatory “M” or optional “O”, the XML tag name, and occurrence limits. (Table 239 corresponds to Table 38 in Part 1.) It is required that all elements of the record are ordered as described in the subsections below. Annex F provides an example that includes the Type-99 record.

The Type-99 record shall be contained within this complex element:

```
<itl:PackageCBEFFBiometricDataRecord>
    [. . . Type 99 Record Content . . .]
</itl:PackageCBEFFBiometricDataRecord>
```

In the subsections that follow, text in bold between opening and closing tags is informative and included only for illustrative purposes, unless otherwise specifically stated (as it is for <ansi-nist:RecordCategoryCode>, for example).

223.1.1 Record length

Cross-reference: Part 1, Section 23.1.1 Field 99.001: Logical record length (LEN)

There is no corresponding Part 2 XML element.

223.1.2 Element <ansi-nist:RecordCategoryCode>

This mandatory Part 2 element has no corresponding field in Part 1. It is used to identify the record type. For the Type-99 record, it shall contain a value of 99.

```
<ansi-nist:RecordCategoryCode>99</ansi-nist:RecordCategoryCode>
```

223.1.3 Element <ansi-nist:ImageReferenceIdentification>

Cross-reference: Part 1, Section 23.1.2 Field 99.002: Image designation character (IDC)

This mandatory complex element shall be used to identify the CBEFF data contained in the record. The content of this element shall match the <ansi-nist:ImageReferenceIdentification> found in the <ansi-nist:TransactionContentSummary> element of the Type-1 record.

Complex element <ansi-nist:ImageReferenceIdentification> shall contain the simple element <nc:IdentificationID>, which shall contain the image reference identification datum.

```
<ansi-nist:ImageReferenceIdentification>
    <nc:IdentificationID>14</nc:IdentificationID>
</ansi-nist:ImageReferenceIdentification>
```

Table 239 Type-99 CBEFF biometric data record layout

Part 1 Ident	Cond code	Part 1 Field Number	Part 2 XML Element Name	Occur count	
				min	Max
LEN		99.001			0
	M		<ansi-nist:RecordCategoryCode>	1	1
IDC	M	99.002	<ansi-nist:ImageReferenceIdentification>	1	1
UDF	O	99.200 – 99.998	<itl:UserDefinedFields>	0	Unlim
	M		<ansi-nist:CBEFFImage>	1	1
BDB	M	99.999	<nc:BinaryBase64Object>	1	1
			<ansi-nist:ImageCaptureDetail>	1	1
BCD	M	99.005	<ansi-nist:CaptureDate>	1	1
SRC	M	99.004	<ansi-nist:CaptureOrganization>	1	1
BDQ	O	99.102	<ansi-nist:ImageQuality>	0	1
BFO	M	99.103	<ansi-nist:CBEFFFormatOwnerIdentification>	1	1
BFT	M	99.104	<ansi-nist:CBEFFFormatCategoryIdentification>	1	1
HDV	M	99.100	<ansi-nist:CBEFFVersionIdentification>	1	1
BTY	M	99.101	<ansi-nist:CBEFFCategoryCode>	1	1

223.1.4 Element <itl:UserDefinedFields>

Cross-reference: Part 1, Section 23.1.13 Fields 99.200-998: User-defined fields (UDF)

These elements are user-definable. Their size and content shall be defined by the user and be in accordance with the receiving agency. If present, they shall contain well-formed XML and ASCII content values.

Complex element <itl:UserDefinedFields> is abstract, and as such is unusable by itself. Implementers should define, in an extension schema, a substitution element containing user-defined child elements from the user's domain.

A substitution element should be defined in a user's extension schema similar to this:

```
<xsd:element name="UserDefinedFields"
  substitutionGroup="itl:UserDefinedFields"
  type="user-domain:UserDefinedFieldsType"/>

<xsd:complexType name="UserDefinedFieldsType">
  <xsd:complexContent>
    <xsd:extension base="s:ComplexObjectType">
      <xsd:sequence>
        <xsd:element ref="user-domain:OneField"/>
        <xsd:element ref="user-domain:TwoField"/>
      </xsd:sequence>
    </xsd:extension>
  </xsd:complexContent>
</xsd:complexType>
```

The element would then appear in an instance document like this:

```
<user-domain:UserDefinedFields>
  <user-domain:OneField>Text</user-domain:OneField>
  <user-domain:TwoField>Text</user-domain:TwoField>
</user-domain:UserDefinedFields>
```

223.1.5 Element <ansi-nist:CBEFFImage>

This is a mandatory complex element. All of the remaining elements in the Type-99 record are nested within, as described in the subsections below.

```
<ansi-nist:CBEFFImage>
  [. . . CBEFF elements . . .]
</ansi-nist:CBEFFImage>
```

223.1.5.1 Element <nc:BinaryBase64Object>

Cross-reference: Part 1, Section 23.1.14 Field 99.999: Biometric Data Block (BDB)

This mandatory element shall contain the CBEFF Biometric Data Block (BDB). The binary representation shall be converted to ASCII characters using the Base64 encoding algorithm.

```
<nc:BinaryBase64Object>base64 data</nc:BinaryBase64Object>
```

223.1.5.2 Element <ansi-nist:ImageCaptureDetail>

This mandatory complex element contains two child elements described in the subsections below: <ansi-nist:CaptureDate>, and <ansi-nist:CaptureOrganization>.

```
<ansi-nist:ImageCaptureDetail>
  [. . . Date, time and source agency elements . . .]
</ansi-nist:ImageCaptureDetail>
```

223.1.5.2.1 Element <ansi-nist:CaptureDate>

Cross-reference: Part 1, Section 23.1.5 Field 99.005: Biometric creation date (BCD)

This mandatory element shall contain the date and time that the biometric sample was captured. The date and time shall appear as twenty characters in the format YYYY-MM-DDThh:mm:ssZ. The YYYY characters shall represent the year; the MM characters shall be the tens and units values of the month; and the DD characters shall be the tens and units values of the day of the month; the character T separates the date from the time; the hh characters represent the hour; the mm the minute; the ss represents the second; and Z denotes Coordinated Universal Time, which is abbreviated UTC. The complete date shall not exceed the current date.

Complex element <ansi-nist:CaptureDate> shall have the simple element <nc:DateTime>, which will contain transaction date and time data.

```
<ansi-nist:CaptureDate>
  <nc:DateTime>2008-02-29T05:25:00Z</nc:DateTime>
</ansi-nist:CaptureDate>
```

223.1.5.2.2 Element <ansi-nist:CaptureOrganization>

Cross-reference: Part 1, Section 23.1.4 Field 99.004: Source agency / ORI (SRC)

This mandatory complex element <ansi-nist:CaptureOrganization> shall contain in <nc:IdentificationID> the identification of the administration or organization that originally captured the biometric sample contained in the record, and may contain in <nc:OrganizationName> the text name of the organization. Normally, the ORI of the agency that captured the image will be contained in <nc:IdentificationID>. Both <nc:IdentificationID> and <nc:OrganizationName> may contain up to 36 identifying characters each and the data content of this element shall be defined by the user and be in accordance with the receiving agency.

Element <ansi-nist:CaptureOrganization> shall have two child elements: a mandatory <nc:OrganizationIdentification> and an optional <nc:OrganizationName>. Complex element <nc:OrganizationIdentification> shall have a single child element <nc:IdentificationID>, which will contain the alphanumeric organizational ID datum. Element <nc:OrganizationName> shall contain the datum for the text name of the organization.

```
<ansi-nist:CaptureOrganization>
  <nc:OrganizationIdentification>
    <nc:IdentificationID>WI013415Y</nc:IdentificationID>
  </nc:OrganizationIdentification>
  <nc:OrganizationName>Text</nc:OrganizationName>
</ansi-nist:CaptureOrganization>
```

223.1.5.3 Element <ansi-nist:ImageQuality>

Cross-reference: Part 1, Section 23.1.9 Field 99.102: Biometric Data Quality (BDQ)

This optional element shall specify quality score data for the biometric data stored in the BDB in this record. There are three child elements. They identify a quality score and the algorithm used to create the quality score. This information is useful to enable the recipient of the quality score to differentiate between quality scores generated by different algorithms and adjust for any differences in processing or analysis as necessary.

The parent element `<ansi-nist:ImageQuality>` may have multiple occurrences, one for each quality algorithm used.

1. The child element `<ansi-nist:QualityAlgorithmProductIdentification>` shall specify a numeric product code assigned by the vendor of the quality algorithm, which may be registered with the IBIA, but it is not required to be registered. It indicates which of the vendor's algorithms was used in the calculation of the quality score. This complex element contains a child element `<nc:IdentificationID>` which contains the ASCII representation of the integer product code and should be within the range 1 to 65,535.
2. The child element `<ansi-nist:QualityValue>` shall be a quantitative expression of the predicted matching performance of the biometric sample. This element contains the ASCII representation of the integer image quality score between 0 and 100 assigned to the image data by a quality algorithm. Higher values indicate better quality. An entry of "255" shall indicate a failed attempt to calculate a quality score. An entry of "254" shall indicate that no attempt to calculate a quality score was made. The use of additional values to convey other information should be harmonized with ISO/IEC 19794 standards.
3. The child element `<ansi-nist:QualityMeasureVendorIdentification>` shall specify the ID of the vendor of the quality algorithm used to calculate the quality score. This 4-digit hex value is assigned by IBIA and expressed as four ASCII characters. The IBIA shall maintain the Vendor Registry of CBEFF Biometric Organizations that will map the value in this element to a registered organization. This complex element contains a child element `<nc:IdentificationID>` which shall contain the identification datum.

```
<ansi-nist:ImageQuality>
  <ansi-nist:QualityAlgorithmProductIdentification>
    <nc:IdentificationID>28488</nc:IdentificationID>
  </ansi-nist:QualityAlgorithmProductIdentification>
  <ansi-nist:QualityValue>100</ansi-nist:QualityValue>
  <ansi-nist:QualityMeasureVendorIdentification>
    <nc:IdentificationID>FFF0</nc:IdentificationID>
  </ansi-nist:QualityMeasureVendorIdentification>
</ansi-nist:ImageQuality>
```

223.1.5.4 Element `<ansi-nist:CBEFFFormatOwnerIdentification>`

Cross-reference: Part 1, Section 23.1.10 Field 99.103: BDB Format Owner (BFO)

This mandatory element shall be used to denote the vendor, standards body, working group, or industry consortium that has defined the format of the biometric data (in the BDB). In a CBEFF structure, the BDB Format Owner and Format Type, when used in combination, uniquely identify the specific format of the BDB content. The format and content of the BDB is "owned" by the CBEFF Client (see Clause 6.1 of the CBEFF standard). This BDB format definition may be published (public) or unpublished (nonpublic).

A CBEFF requirement is that format owners register with IBIA for an assigned identifier of the format owner. The number is guaranteed to be unique. Refer to the CBEFF standard, Clause 6, "CBEFF Patrons and Clients," for registration information.

Complex element `<ansi-nist:CBEFFFormatOwnerIdentification>` shall have the simple element `<nc:IdentificationID>`, which will contain the four hex digits assigned by IBIA represented by a string of four ASCII characters.

```
<ansi-nist:CBEFFFormatOwnerIdentification>
  <nc:IdentificationID>FFF0</nc:IdentificationID>
</ansi-nist:CBEFFFormatOwnerIdentification>
```

223.1.5.5 Element <ansi-nist:CBEFFFormatCategoryIdentification>

Cross-reference: Part 1, Section 23.1.11 Field 99.104: BDB Format Type (BFT)

This mandatory element shall be used to identify the value assigned by the format owner to represent the specific BDB Format as specified by the format owner. This may be a nonstandard, unpublished data format or a data format that has been standardized by an industry group, consortium, or standards body. The registration of the Format Type value is recommended but not required. Refer to the CBEFF standard, Clause 6, "CBEFF Patrons and Clients," for registration information.

Complex element <ansi-nist:CBEFFFormatCategoryIdentification> shall have the simple element <nc:IdentificationID>, which will contain the four hex digits assigned by the format owner represented by a string of four ASCII characters.

```
<ansi-nist:CBEFFFormatCategoryIdentification>
  <nc:IdentificationID>000A</nc:IdentificationID>
</ansi-nist:CBEFFFormatCategoryIdentification>
```

223.1.5.6 Element <ansi-nist:CBEFFVersionIdentification>

Cross-reference: Part 1, Section 23.1.7 Field 99.100: CBEFF Header Version (HDV)

This mandatory element shall be used to identify the version of CBEFF specification to which this record conforms. The format is two characters for major version number followed by two characters for minor version. The current version of CBEFF is INCITS 398-2005 represented by the string '0101' (major version '01' and minor version '01').

Complex element <ansi-nist:CBEFFVersionIdentification> shall have the simple element <nc:IdentificationID>, which will contain the version data.

```
<ansi-nist:CBEFFVersionIdentification>
  <nc:IdentificationID>0101</nc:IdentificationID>
</ansi-nist:CBEFFVersionIdentification>
```

223.1.5.7 Element <ansi-nist:CBEFFCategoryCode>

Cross-reference: Part 1, Section 23.1.8 Field 99.101: Biometric Type (BTY)

This mandatory element shall be used to identify the type of biometric technology. This specification adopts the values presented in CBEFF with the addition of two leading zeros for future expansion. Table 240 lists the current biometric type codes. (Table 240 is the same as Table 39 in Part 1.)

```
<ansi-nist:CBEFFCategoryCode>0000200
</ansi-nist:CBEFFCategoryCode>
```

223.2 End of Type-99 CBEFF Data Record

The Type-99 logical record shall end with the XML tag
</itl:PackageCBEFFBiometricDataRecord>.

223.3 Additional Type-99 CBEFF Data Records

Additional Type-99 records may be included in the exchange package. For each additional CBEFF record, a complete Type-99 logical record is required.

Table 240 CBEFF Biometric type

Biometric Type Name	Biometric Type Code
No Information Given	'00000000'
Multiple Biometrics Used	'00000001'
Facial Features	'00000002'
Voice	'00000004'
Fingerprint	'00000008'
Iris	'00000010'
Retina	'00000020'
Hand Geometry	'00000040'
Signature Dynamics	'00000080'
Keystroke Dynamics	'00000100'
Lip Movement	'00000200'
Thermal Face Image	'00000400'
Thermal Hand Image	'00000800'
Gait	'00001000'
Body Odor	'00002000'
DNA	'00004000'
Ear Shape	'00008000'
Finger Geometry	'00010000'
Palm Print	'00020000'
Vein Pattern	'00040000'
Foot Print	'00080000'

224 Another individual

If fingerprint or other biometric data for another individual is to be recorded or transmitted, a new information exchange package shall be generated for that individual using the same format as described previously.

**Annex A 7-bit American Standard Code for Information Interchange (ASCII)
(normative)**

B ₇ = MSB →					0	0	0	0	1	1	1	1	
b ₆ →					0	0	1	1	0	0	1	1	
b ₅ →					0	1	0	1	0	1	0	1	
B i t s	b ₄	b ₃	b ₂	b ₁	COLUMN →								
	↓	↓	↓	↓	ROW ↓	0	1	2	3	4	5	6	7
	0	0	0	0	0	NUL	DLE	SP	0	@	P	□	p
	0	0	0	1	1	SOH	DC1	!	1	A	Q	a	q
	0	0	1	0	2	STX	DC2	"	2	B	R	b	r
	0	0	1	1	3	ETX	DC3	#	3	C	S	c	s
	0	1	0	0	4	EOT	DC4	\$	4	D	T	d	t
	0	1	0	1	5	ENQ	NAK	%	5	E	U	e	u
	0	1	1	0	6	ACK	SYN	&	6	F	V	f	v
	0	1	1	1	7	BEL	ETB	□	7	G	W	g	w
	1	0	0	0	8	BS	CAN	(8	H	X	h	x
	1	0	0	1	9	HT	EM)	9	I	Y	i	y
	1	0	1	0	10	LF	SUB	*	:	J	Z	j	z
	1	0	1	1	11	VT	ESC	+	;	K	[K	{
	1	1	0	0	12	FF	FS	,	<	L	\	.	
	1	1	0	1	13	CR	GS	-	=	M]	m	}
	1	1	1	0	14	SO	RS	.	>	N	^	n	~
	1	1	1	1	15	SI	US	/	?	O	_	o	DEL

Annex B Package Schema (normative)

This Annex contains the ITL package schema from "ITL-2007e-Package.xsd".

```
<?xml version="1.0" encoding="UTF-8"?>
<xsd:schema
  targetNamespace="http://biometrics.nist.gov/standard/2-2008"
  xmlns:itl="http://biometrics.nist.gov/standard/2-2008"
  xmlns:xsd="http://www.w3.org/2001/XMLSchema"
  xmlns:s="http://niem.gov/niem/structures/2.0"
  xmlns:ansi-nist="http://niem.gov/niem/ansi-nist/2.0"
  xmlns:i="http://niem.gov/niem/appinfo/2.0"
  elementFormDefault="qualified"
  attributeFormDefault="unqualified">
  <!-- ===== -->
  <!-- IMPORTED SCHEMA -->
  <!-- ===== -->
  <xsd:import schemaLocation="niem/ansi-nist/2.0/ansi-nist_itl_constraint.xsd" namespace="http://niem.gov/niem/ansi-nist/2.0"/>
  <xsd:import schemaLocation="niem/structures/2.0/structures.xsd" namespace="http://niem.gov/niem/structures/2.0"/>
  <xsd:import schemaLocation="niem/appinfo/2.0/appinfo.xsd" namespace="http://niem.gov/niem/appinfo/2.0"/>
  <!-- ===== -->
  <!-- NIST-ITL BIOMETRIC INFORMATION EXCHANGE PACKAGE -->
  <!-- ===== -->
  <xsd:element name="NISTBiometricInformationExchangePackage" type="itl:NISTBiometricInformationExchangePackageType"/>
  <!-- Record type 01 -->
  <xsd:element name="PackageInformationRecord" type="itl:PackageInformationRecordType"/>
  <!-- Record type 02 -->
  <xsd:element name="PackageDescriptiveTextRecord" type="itl:PackageDescriptiveTextRecordType"/>
```

```
1      <!-- ABSTRACT BASE FOR ALL RECORD TYPES 03 through 99 -->
2      <xsd:element name="PackageDataRecord" abstract="true"/>
3      <!-- Record type 09 (a PackageMinutiaeRecordType) -->
4      <xsd:element name="PackageMinutiaeRecord" substitutionGroup="itl:PackageDataRecord" type="itl:PackageMinutiaeRecordType"/>
5      <!-- UNIQUE NAMES FOR RECORD TYPES 03, 04, 05, 06, 07, 08, 10, 13, 14, 15, 16, 17, 99 (all PackageImageRecordType) -->
6      <!-- Type 03 -->
7      <xsd:element name="PackageLowResolutionGrayscaleImageRecord" substitutionGroup="itl:PackageDataRecord" type="itl:PackageImageRecordType"/>
8      <!-- Type 04 -->
9      <xsd:element name="PackageHighResolutionGrayscaleImageRecord" substitutionGroup="itl:PackageDataRecord" type="itl:PackageImageRecordType"/>
10     <!-- Type 05 -->
11     <xsd:element name="PackageLowResolutionBinaryImageRecord" substitutionGroup="itl:PackageDataRecord" type="itl:PackageImageRecordType"/>
12     <!-- Type 06 -->
13     <xsd:element name="PackageHighResolutionBinaryImageRecord" substitutionGroup="itl:PackageDataRecord" type="itl:PackageImageRecordType"/>
14     <!-- Type 07 -->
15     <xsd:element name="PackageUserDefinedImageRecord" substitutionGroup="itl:PackageDataRecord" type="itl:PackageImageRecordType"/>
16     <!-- Type 08 -->
17     <xsd:element name="PackageSignatureImageRecord" substitutionGroup="itl:PackageDataRecord" type="itl:PackageImageRecordType"/>
18     <!-- Type 10 -->
19     <xsd:element name="PackageFacialAndSMTImageRecord" substitutionGroup="itl:PackageDataRecord" type="itl:PackageImageRecordType"/>
20     <!-- Type 13 -->
21     <xsd:element name="PackageLatentImageRecord" substitutionGroup="itl:PackageDataRecord" type="itl:PackageImageRecordType"/>
22     <!-- Type 14 -->
23     <xsd:element name="PackageFingerprintImageRecord" substitutionGroup="itl:PackageDataRecord" type="itl:PackageImageRecordType"/>
24     <!-- Type 15 -->
25     <xsd:element name="PackagePalmprintImageRecord" substitutionGroup="itl:PackageDataRecord" type="itl:PackageImageRecordType"/>
26     <!-- Type 16 -->
27     <xsd:element name="PackageUserDefinedTestingImageRecord" substitutionGroup="itl:PackageDataRecord" type="itl:PackageImageRecordType"/>
28     <!-- Type 17 -->
29     <xsd:element name="PackageIrisImageRecord" substitutionGroup="itl:PackageDataRecord" type="itl:PackageImageRecordType"/>
30     <!-- Type 99 -->
31     <xsd:element name="PackageCBEFFBiometricDataRecord" substitutionGroup="itl:PackageDataRecord" type="itl:PackageImageRecordType"/>
32
33     <!-- ===== -->
34     <!-- PACKAGE TYPE DEFINITION -->
35     <!-- ===== -->
36     <xsd:complexType name="NISTBiometricInformationExchangePackageType">
37         <xsd:complexContent>
38             <xsd:extension base="s:ComplexObjectType">
```

```

1         <xsd:sequence>
2             <xsd:element ref="itl:PackageInformationRecord"/>
3             <xsd:element ref="itl:PackageDescriptiveTextRecord" maxOccurs="unbounded"/>
4             <xsd:element ref="itl:PackageDataRecord" minOccurs="0" maxOccurs="unbounded"/>
5         </xsd:sequence>
6     </xsd:extension>
7 </xsd:complexContent>
8 </xsd:complexType>
9
10 <!-- ===== -->
11 <!-- RECORD TYPE DEFINITIONS -->
12 <!-- ===== -->
13
14 <!-- Record Type 01 -->
15 <xsd:complexType name="PackageInformationRecordType">
16     <xsd:complexContent>
17         <xsd:extension base="s:ComplexObjectType">
18             <xsd:sequence>
19                 <xsd:element ref="ansi-nist:RecordCategoryCode"/>
20                 <xsd:element ref="ansi-nist:Transaction"/>
21             </xsd:sequence>
22         </xsd:extension>
23     </xsd:complexContent>
24 </xsd:complexType>
25
26 <!-- Record Type Base for 02 through 99 -->
27 <xsd:complexType name="PackageDataRecordType">
28     <xsd:complexContent>
29         <xsd:extension base="s:ComplexObjectType">
30             <xsd:sequence>
31                 <xsd:element ref="ansi-nist:RecordCategoryCode"/>
32                 <!-- ===== fieldID="XX.002" fieldMnemonic="IDC" == -->
33                 <xsd:element ref="ansi-nist:ImageReferenceIdentification"/>
34                 <!-- ===== fieldID="XX.200-998" fieldMnemonic="UDF" == -->
35                 <xsd:element ref="itl:UserDefinedFields" minOccurs="0"/>
36             </xsd:sequence>
37         </xsd:extension>

```

```
1         </xsd:complexContent>
2     </xsd:complexType>
3
4     <!-- Record Type 02 -->
5     <xsd:complexType name="PackageDescriptiveTextRecordType">
6         <xsd:complexContent>
7             <xsd:extension base="itl:PackageDataRecordType">
8                 <xsd:sequence>
9                     <xsd:element ref="itl:UserDefinedDescriptiveText"/>
10                </xsd:sequence>
11            </xsd:extension>
12        </xsd:complexContent>
13    </xsd:complexType>
14
15    <!-- Image Records: 03, 04, 05, 06, 07, 08, 10, 13, 14, 15, 16, 17, 99 -->
16    <xsd:complexType name="PackageImageRecordType">
17        <xsd:complexContent>
18            <xsd:extension base="itl:PackageDataRecordType">
19                <xsd:sequence>
20                    <xsd:element ref="ansi-nist:RecordImage"/>
21                </xsd:sequence>
22            </xsd:extension>
23        </xsd:complexContent>
24    </xsd:complexType>
25
26    <!-- Minutiae Record: 09 -->
27    <xsd:complexType name="PackageMinutiaeRecordType">
28        <xsd:complexContent>
29            <xsd:extension base="itl:PackageDataRecordType">
30                <xsd:sequence>
31                    <xsd:element ref="ansi-nist:MinutiaeImpressionCaptureCategory"/>
32                    <xsd:element ref="ansi-nist:MinutiaeFormatNISTStandardIndicator"/>
33                    <xsd:element ref="itl:RecordMinutiae"/>
34                </xsd:sequence>
35            </xsd:extension>
36        </xsd:complexContent>
37    </xsd:complexType>
```



```

1
2      <!-- ===== -->
3      <!-- IMAGE RECORDS SUBSTITUTION GROUP -->
4      <!-- ===== -->
5      <xsd:element name="FingerprintImage" substitutionGroup="ansi-nist:RecordImage" type="itl:FingerprintImageType"/>
6      <xsd:element name="PalmprintImage" substitutionGroup="ansi-nist:RecordImage" type="itl:PalmprintImageType"/>
7      <xsd:element name="IrisImage" substitutionGroup="ansi-nist:RecordImage" type="itl:IrisImageType"/>
8      <xsd:element name="TestImage" substitutionGroup="ansi-nist:RecordImage" type="ansi-nist:NISTImageType"/>
9      <xsd:element name="FacelImage" substitutionGroup="ansi-nist:RecordImage" type="itl:FacelImageType"/>
10     <!-- Here is a sample substitute for the Type07 user defined image.  Users should create their own in a different domain. -->
11     <xsd:element name="ExampleRecordImage" substitutionGroup="ansi-nist:RecordImage" type="xsd:anyType"/>
12     <!-- ===== -->
13     <!-- MINUTIAE RECORD SUBSTITUTION GROUP -->
14     <!-- ===== -->
15     <xsd:element name="RecordMinutiae" abstract="true"/>
16     <xsd:element name="Minutiae" substitutionGroup="itl:RecordMinutiae" type="itl:MinutiaeType"/>
17
18     <!-- ===== -->
19     <!-- ITL ELEMENTS -->
20     <!-- ===== -->
21     <xsd:element name="FingerprintImageSegmentPositionSquare" type="itl:FingerprintImageSegmentPositionSquareType"/>
22     <xsd:element name="FingerprintImageSegmentPositionPolygon" type="itl:FingerprintImageSegmentPositionPolygonType"/>
23     <xsd:element name="FingerprintImageFingerMissing" type="itl:FingerprintImageFingerMissingType"/>
24     <xsd:element name="FingerprintImageQuality" type="ansi-nist:FingerprintImageQualityType"/>
25     <xsd:element name="PalmprintImageQuality" type="itl:PalmprintImageQualityType"/>
26     <xsd:element name="PositionPolygonVertexQuantity" type="xsd:nonNegativeInteger"/>
27     <xsd:element name="PositionPolygonVertex" type="itl:PositionPolygonVertexType"/>
28     <xsd:element name="FingerMissingCode" type="itl:AMPCCodeType"/>
29     <xsd:element name="IrisDiameterPixelQuantity" type="xsd:nonNegativeInteger"/>
30     <xsd:element name="FacelImageAcquisitionSource" type="itl:FacelImageAcquisitionSourceType"/>
31     <xsd:element name="CaptureSourceDescriptionText" type="xsd:string"/>
32
33     <!-- ITL USER DEFINED DESCRIPTIVE TEXT AND FIELDS -->
34     <xsd:element name="UserDefinedDescriptiveText" type="itl:UserDefinedDescriptiveTextType"/>
35     <!-- Users may define substitutes for the following abstract elements . -->
36     <xsd:element name="DomainDefinedDescriptiveText" abstract="true"/>
37     <xsd:element name="OtherDescriptiveText" abstract="true"/>

```

```

1      <xsd:element name="UserDefinedFields" abstract="true"/>
2      <!-- Here are sample substitutes for user-defined abstract elements.  Users should create their own in a different domain. -->
3      <xsd:element name="ExampleDomainDefinedDescriptiveText" substitutionGroup="itl:DomainDefinedDescriptiveText" type="xsd:anyType"/>
4      <xsd:element name="ExampleOtherDescriptiveText" substitutionGroup="itl:OtherDescriptiveText" type="xsd:anyType"/>
5      <xsd:element name="ExampleUserDefinedFields" substitutionGroup="itl:UserDefinedFields" type="xsd:anyType"/>
6
7      <!-- ===== -->
8      <!-- CORRECTED NIEM 2.0 ELEMENTS -->
9      <!-- ===== -->
10     <xsd:element name="MinutiaeNISTStandard" type="itl:NISTStandardMinutiaeType"/>
11     <xsd:element name="MinutiaDetail" type="itl:MinutiaType"/>
12     <xsd:element name="MinutiaeFingerPatternDetail" type="itl:MinutiaeFingerPatternType"/>
13     <xsd:element name="FingerPatternCodeSourceCode" type="itl:PCSCCodeType"/>
14
15     <!-- ===== -->
16     <!-- ITL ELEMENT TYPES -->
17     <!-- ===== -->
18
19     <xsd:complexType name="FingerprintImageType">
20         <xsd:complexContent>
21             <xsd:extension base="ansi-nist:NISTImageType">
22                 <xsd:sequence>
23                     <!-- =====fieldID="XX.003" fieldMnemonic="IMP" == -->
24                     <xsd:element ref="ansi-nist:FingerprintImageImpressionCaptureCategory"/>
25                     <!-- =====fieldID="XX.013" fieldMnemonic="FGP" == -->
26                     <xsd:element ref="ansi-nist:FingerPositionCode" maxOccurs="unbounded"/>
27                     <!-- =====fieldID="XX.014" fieldMnemonic="SPD" == -->
28                     <!-- =====fieldID="XX.015" fieldMnemonic="PPC" == -->
29                     <xsd:element ref="ansi-nist:FingerprintImageMajorCasePrint" minOccurs="0"/>
30                     <!-- =====fieldID="14.018" fieldMnemonic="AMP" == -->
31                     <xsd:element ref="itl:FingerprintImageFingerMissing" minOccurs="0" maxOccurs="4"/>
32                     <!-- =====fieldID="14.021" fieldMnemonic="SEG" == -->
33                     <xsd:element ref="itl:FingerprintImageSegmentPositionSquare" minOccurs="0" maxOccurs="unbounded"/>
34                     <!-- =====fieldID="14.022" fieldMnemonic="NQM" == -->
35                     <xsd:element ref="ansi-nist:FingerprintImageNISTQuality" minOccurs="0" maxOccurs="4"/>
36                     <!-- =====fieldID="14.023" fieldMnemonic="SQM" == -->
37                     <xsd:element ref="ansi-nist:FingerprintImageSegmentationQuality" minOccurs="0" maxOccurs="unbounded"/>
38                     <!-- =====fieldID="13.024" fieldMnemonic="LQM" == -->
39                     <!-- =====fieldID="14.024" fieldMnemonic="FQM" == -->

```

```

1         <xsd:element ref="itl:FingerprintImageQuality" minOccurs="0" maxOccurs="unbounded"/>
2         <!-- =====fieldID="14.025" fieldMnemonic="ASEG" == -->
3         <xsd:element ref="itl:FingerprintImageSegmentPositionPolygon" minOccurs="0" maxOccurs="4"/>
4     </xsd:sequence>
5 </xsd:extension>
6 </xsd:complexContent>
7 </xsd:complexType>
8
9 <xsd:complexType name="PalmprintImageType">
10     <xsd:complexContent>
11         <xsd:extension base="ansi-nist:NISTImageType">
12             <xsd:sequence>
13                 <!-- =====fieldID="XX.003" fieldMnemonic="IMP" == -->
14                 <xsd:element ref="ansi-nist:FingerprintImageImpressionCaptureCategory"/>
15                 <!-- =====fieldID="13.013" fieldMnemonic="FGP" == -->
16                 <!-- =====fieldID="15.013" fieldMnemonic="PLP" == -->
17                 <xsd:element ref="ansi-nist:PalmPosition" maxOccurs="unbounded"/>
18                 <!-- =====fieldID="13.024" fieldMnemonic="LQM" == -->
19                 <!-- =====fieldID="15.024" fieldMnemonic="PQM" == -->
20                 <xsd:element ref="itl:PalmprintImageQuality" minOccurs="0" maxOccurs="unbounded"/>
21             </xsd:sequence>
22         </xsd:extension>
23     </xsd:complexContent>
24 </xsd:complexType>
25
26 <xsd:complexType name="IrisImageType">
27     <xsd:complexContent>
28         <xsd:extension base="ansi-nist:NISTImageType">
29             <xsd:sequence>
30                 <!-- =====fieldID="17.003" fieldMnemonic="FID" == -->
31                 <xsd:element ref="ansi-nist:IrisEyePosition"/>
32                 <!-- =====fieldID="17.014" fieldMnemonic="RAE" == -->
33                 <xsd:element ref="ansi-nist:IrisEyeRotationAngleMeasure" minOccurs="0"/>
34                 <!-- =====fieldID="17.015" fieldMnemonic="RAU" == -->
35                 <xsd:element ref="ansi-nist:IrisEyeRotationUncertaintyValueText" minOccurs="0"/>
36                 <!-- =====See complex in ansi-nist file ===== -->
37                 <xsd:element ref="ansi-nist:IrisImageCapture" minOccurs="0" maxOccurs="unbounded"/>
38
39                 <!-- =====fieldID="17.020" fieldMnemonic="ECL" == -->

```

```

1         <xsd:element ref="ansi-nist:IrisEyeColorAttributeCode" minOccurs="0"/>
2         <!-- =====fieldID="17.025" fieldMnemonic="ALS" == -->
3         <xsd:element ref="ansi-nist:IrisImageAcquisitionLightingSpectrumValue" minOccurs="0"/>
4         <!-- =====fieldID="17.026" fieldMnemonic="IRD" == -->
5         <xsd:element ref="itl:IrisDiameterPixelQuantity" minOccurs="0"/>
6         </xsd:sequence>
7     </xsd:extension>
8 </xsd:complexContent>
9 </xsd:complexType>
10
11 <xsd:complexType name="FacelImageType">
12     <xsd:complexContent>
13         <xsd:extension base="ansi-nist:FacelImageType">
14             <xsd:sequence>
15                 <!-- =====fieldID="10.023" fieldMnemonic="PAS" == -->
16                 <xsd:element ref="itl:FacelImageAcquisitionSource" minOccurs="0"/>
17             </xsd:sequence>
18         </xsd:extension>
19     </xsd:complexContent>
20 </xsd:complexType>
21
22 <xsd:complexType name="UserDefinedDescriptiveTextType">
23     <xsd:complexContent>
24         <xsd:extension base="s:ComplexObjectType">
25             <xsd:sequence>
26                 <xsd:element ref="itl:DomainDefinedDescriptiveText"/>
27                 <xsd:element ref="itl:OtherDescriptiveText" minOccurs="0"/>
28             </xsd:sequence>
29         </xsd:extension>
30     </xsd:complexContent>
31 </xsd:complexType>
32
33 <xsd:complexType name="FingerprintImageSegmentPositionSquareType">
34     <xsd:complexContent>
35         <xsd:extension base="s:ComplexObjectType">
36             <xsd:sequence>
37                 <xsd:element ref="ansi-nist:FingerPositionCode"/>

```

```
1           <xsd:element ref="ansi-nist:SegmentBottomVerticalCoordinateValue"/>
2           <xsd:element ref="ansi-nist:SegmentLeftHorizontalCoordinateValue"/>
3           <xsd:element ref="ansi-nist:SegmentRightHorizontalCoordinateValue"/>
4           <xsd:element ref="ansi-nist:SegmentTopVerticalCoordinateValue"/>
5         </xsd:sequence>
6       </xsd:extension>
7     </xsd:complexContent>
8 </xsd:complexType>
9
10 <xsd:complexType name="FingerprintImageSegmentPositionPolygonType">
11   <xsd:complexContent>
12     <xsd:extension base="ansi-nist:FingerprintType">
13       <xsd:sequence>
14         <xsd:element ref="itl:PositionPolygonVertexQuantity"/>
15         <xsd:element ref="itl:PositionPolygonVertex" minOccurs="3" maxOccurs="99"/>
16       </xsd:sequence>
17     </xsd:extension>
18   </xsd:complexContent>
19 </xsd:complexType>
20
21 <xsd:complexType name="PositionPolygonVertexType">
22   <xsd:complexContent>
23     <xsd:extension base="s:ComplexObjectType">
24       <xsd:sequence>
25         <xsd:element ref="ansi-nist:PositionHorizontalCoordinateValue"/>
26         <xsd:element ref="ansi-nist:PositionVerticalCoordinateValue"/>
27       </xsd:sequence>
28     </xsd:extension>
29   </xsd:complexContent>
30 </xsd:complexType>
31
32 <xsd:complexType name="FingerprintImageFingerMissingType">
33   <xsd:complexContent>
34     <xsd:extension base="s:ComplexObjectType">
35       <xsd:sequence>
36         <xsd:element ref="ansi-nist:FingerPositionCode"/>
37         <xsd:element ref="itl:FingerMissingCode"/>
```

```
1           </xsd:sequence>
2         </xsd:extension>
3       </xsd:complexContent>
4     </xsd:complexType>
5
6     <xsd:complexType name="AMPCodeType">
7       <xsd:annotation>
8         <xsd:appinfo>
9           <i:Base i:namespace="http://niem.gov/niem/structures/2.0" i:name="Object"/>
10        </xsd:appinfo>
11      </xsd:annotation>
12      <xsd:simpleContent>
13        <xsd:extension base="xsd:token">
14          <xsd:attributeGroup ref="s:SimpleObjectAttributeGroup"/>
15        </xsd:extension>
16      </xsd:simpleContent>
17    </xsd:complexType>
18
19    <xsd:complexType name="PalmprintImageQualityType">
20      <xsd:complexContent>
21        <xsd:extension base="ansi-nist:FingerprintPalmImagePositionType">
22          <xsd:sequence>
23            <xsd:element ref="ansi-nist:QualityAlgorithmProductIdentification"/>
24            <xsd:element ref="ansi-nist:QualityAlgorithmVendorIdentification"/>
25            <xsd:element ref="ansi-nist:QualityValue"/>
26          </xsd:sequence>
27        </xsd:extension>
28      </xsd:complexContent>
29    </xsd:complexType>
30
31    <xsd:complexType name="FacelImageAcquisitionSourceType">
32      <xsd:complexContent>
33        <xsd:extension base="s:ComplexObjectType">
34          <xsd:sequence>
35            <xsd:element ref="ansi-nist:CaptureSourceCode"/>
36            <xsd:element ref="itl:CaptureSourceDescriptionText" minOccurs="0"/>
37          </xsd:sequence>
```

```

1         </xsd:extension>
2         </xsd:complexContent>
3     </xsd:complexType>
4
5
6     <!-- ===== -->
7     <!-- CORRECTIONS TO NIEM 2.0 ELEMENTS -->
8     <!-- ===== -->
9
10    <xsd:complexType name="MinutiaeType">
11        <xsd:complexContent>
12            <xsd:extension base="s:ComplexObjectType">
13                <xsd:sequence>
14                    <xsd:element ref="itl:MinutiaeNISTStandard"/>
15                    <!-- ===== fieldID="9.008" fieldMnemonic="CRP" == -->
16                    <xsd:element ref="ansi-nist:MinutiaeFingerCorePosition" minOccurs="0" maxOccurs="unbounded"/>
17                    <!-- ===== fieldID="9.009" fieldMnemonic="DLT" == -->
18                    <xsd:element ref="ansi-nist:MinutiaeFingerDeltaPosition" minOccurs="0" maxOccurs="unbounded"/>
19                    <!-- ===== fieldID="9.007" fieldMnemonic="FPC" == -->
20                    <xsd:element ref="itl:MinutiaeFingerPatternDetail" minOccurs="0" maxOccurs="unbounded"/>
21                    <!-- ===== fieldID="9.006" fieldMnemonic="FGP" == -->
22                    <xsd:element ref="ansi-nist:MinutiaeFingerPosition" minOccurs="0" maxOccurs="unbounded"/>
23                    <xsd:element ref="ansi-nist:MinutiaePalmPosition" minOccurs="0" maxOccurs="unbounded"/>
24                </xsd:sequence>
25            </xsd:extension>
26        </xsd:complexContent>
27    </xsd:complexType>
28
29    <xsd:complexType name="NISTStandardMinutiaeType">
30        <xsd:complexContent>
31            <xsd:extension base="s:ComplexObjectType">
32                <xsd:sequence>
33                    <!-- ===== fieldID="9.012" fieldMnemonic="MRC" == -->
34                    <xsd:element ref="itl:MinutiaDetail" maxOccurs="unbounded"/>
35                    <!-- ===== fieldID="9.010" fieldMnemonic="MIN" == -->
36                    <xsd:element ref="ansi-nist:MinutiaeQuantity"/>
37                    <!-- ===== fieldID="9.005" fieldMnemonic="OFR" == -->
38                    <xsd:element ref="ansi-nist:MinutiaeReadingSystem" minOccurs="0"/>

```

```

1          <!-- ===== fieldID="9.011" fieldMnemonic="RDG" == -->
2          <xsd:element ref="ansi-nist:MinutiaeRidgeCountIndicator"/>
3      </xsd:sequence>
4  </xsd:extension>
5  </xsd:complexContent>
6 </xsd:complexType>
7
8 <xsd:complexType name="MinutiaType">
9   <xsd:complexContent>
10    <xsd:extension base="s:ComplexObjectType">
11      <xsd:sequence>
12        <xsd:element ref="ansi-nist:PositionHorizontalCoordinateValue"/>
13        <xsd:element ref="ansi-nist:PositionVerticalCoordinateValue"/>
14        <xsd:element ref="ansi-nist:MinutiaIdentification"/>
15        <xsd:element ref="ansi-nist:PositionThetaAngleMeasure"/>
16        <!-- ==Move 3 elements from NISTStandardMinutiaeType==== -->
17        <xsd:element ref="ansi-nist:MinutiaQualityValue" minOccurs="0"/>
18        <xsd:element ref="ansi-nist:MinutiaCategory" minOccurs="0"/>
19        <xsd:element ref="ansi-nist:MinutiaRidgeCount" minOccurs="0" maxOccurs="unbounded"/>
20      </xsd:sequence>
21    </xsd:extension>
22  </xsd:complexContent>
23 </xsd:complexType>
24
25 <xsd:complexType name="MinutiaeFingerPatternType">
26   <xsd:annotation>
27     <xsd:appinfo>
28       <i:Base i:namespace="http://niem.gov/niem/structures/2.0" i:name="Object"/>
29     </xsd:appinfo>
30   </xsd:annotation>
31   <xsd:complexContent>
32     <xsd:extension base="s:ComplexObjectType">
33       <xsd:sequence>
34         <xsd:element ref="itl:FingerPatternCodeSourceCode"/>
35         <xsd:element ref="ansi-nist:FingerPattern"/>
36       </xsd:sequence>
37     </xsd:extension>

```



```
1         </xsd:complexContent>
2     </xsd:complexType>
3
4     <xsd:simpleType name="PCSCCodeSimpleType">
5         <xsd:annotation>
6             <xsd:appinfo>
7                 <i:Base i:namespace="http://niem.gov/niem/structures/2.0" i:name="Object"/>
8             </xsd:appinfo>
9         </xsd:annotation>
10        <xsd:restriction base="xsd:token">
11            <xsd:enumeration value="T">
12                <xsd:annotation>
13                    <xsd:documentation>Pattern codes from Table 16</xsd:documentation>
14                </xsd:annotation>
15            </xsd:enumeration>
16            <xsd:enumeration value="U">
17                <xsd:annotation>
18                    <xsd:documentation>User-defined pattern codes</xsd:documentation>
19                </xsd:annotation>
20            </xsd:enumeration>
21        </xsd:restriction>
22    </xsd:simpleType>
23    <xsd:complexType name="PCSCCodeType">
24        <xsd:annotation>
25            <xsd:appinfo>
26                <i:Base i:namespace="http://niem.gov/niem/structures/2.0" i:name="Object"/>
27            </xsd:appinfo>
28        </xsd:annotation>
29        <xsd:simpleContent>
30            <xsd:extension base="itl:PCSCCodeSimpleType">
31                <xsd:attributeGroup ref="s:SimpleObjectAttributeGroup"/>
32            </xsd:extension>
33        </xsd:simpleContent>
34    </xsd:complexType>
35
36 </xsd:schema>
```

Annex C Base-64 encoding scheme (normative)

The base-64 Content-Transfer-Encoding is designed to represent arbitrary sequences of octets in a form that need not be humanly readable. The encoding and decoding algorithms are simple, but the encoded data are consistently only about 33 percent larger than the unencoded data. This encoding is virtually identical to the one used in Privacy Enhanced Mail (PEM) applications, as defined in RFC 1421. The base-64 encoding is adapted from RFC 1421, with one change: base-64 eliminates the "*" mechanism for embedded clear text.

A 65-character subset of US-ASCII is used, enabling 6 bits to be represented per printable character. (The extra 65th character, "=", is used to signify a special processing function.)

NOTE: This subset has the important property that it is represented identically in all versions of ISO 646, including US ASCII and all characters in the subset are also represented identically in all versions of EBCDIC. Other popular encodings, such as the encoding used by the uuencode utility and the base-85 encoding specified as part of Level 2 PostScript, do not share these properties, and thus do not fulfill the portability requirements a binary transport encoding for mail must meet.

The encoding process represents 24-bit groups of input bits as output strings of 4 encoded characters. Proceeding from left to right, concatenating 3 8-bit input groups forms a 24-bit input group. These 24 bits are then treated as 4 concatenated 6-bit groups, each of which is translated into a single digit in the base-64 alphabet. When encoding a bit stream via the base-64 encoding, the bit stream must be presumed to be ordered with the most significant bit first. That is, the first bit in the stream will be the high-order bit in the first byte, and the eighth bit will be the low-order bit in the first byte, and so on.

Each 6-bit group is used as an index into an array of 64 printable characters. The character referenced by the index is placed in the output string. These characters, identified in Table C1, below, are selected so as to be universally representable, and the set excludes characters with particular significance to SMTP (e.g., ".", CR, LF) and to the encapsulation boundaries defined in this document (e.g., "-").

The output stream (encoded bytes) must be represented in lines of no more than 76 characters each. All line breaks or other characters not found in Table C1 must be ignored by decoding software. In base-64 data, characters other than those in Table C1, line breaks, and other white space probably indicate a transmission error, about which a warning message or even a message rejection might be appropriate under some circumstances.

Table C1 – Base-64 alphabet

Value Encoding	Value Encoding	Value Encoding	Value Encoding
0 A	17 R	34 I	51 z
1 B	18 S	35 j	52 0
2 C	19 T	36 k	53 1
3 D	20 U	37 l	54 2
4 E	21 V	38 m	55 3
5 F	22 W	39 n	56 4
6 G	23 X	40 o	57 5
7 H	24 Y	41 p	58 6
8 I	25 Z	42 q	59 7
9 J	26 a	43 r	60 8
10 K	27 b	44 s	61 9
11 L	28 c	45 t	62 +
12 M	29 d	46 u	63 /
13 N	30 e	47 v	
14 O	31 f	48 w	(pad) =
15 P	32 g	49 x	
16 Q	33 h	50 y	

Special processing is performed if fewer than 24 bits are available at the end of the data being encoded. A full encoding quantum is always completed at the end of a body. When fewer than 24 input bits are available in an input group, zero bits are added (on the right) to form an integral number of 6-bit groups. Padding at the end of the data is performed using the '=' character. Since all base-64 input is an integral number of octets, only the following cases can arise: (1) the final quantum of encoding input is an integral multiple of 24 bits; here, the final unit of encoded output will be an integral multiple of 4 characters with no "=" padding, (2) the final quantum of encoding input is exactly 8 bits; here, the final unit of encoded output will be two characters followed by two "=" padding characters, or (3) the final quantum of encoding input is exactly 16 bits; here, the final unit of encoded output will be three characters followed by one "=" padding character.

Because it is used only for padding at the end of the data, the occurrence of any '=' characters may be taken as evidence that the end of the data has been reached (without truncation in transit). No such assurance is possible, however, when the number of octets transmitted was a multiple of three.

Any characters outside of the base-64 alphabet are to be ignored in base-64-encoded data. The same applies to any illegal sequence of characters in the base-64 encoding, such as "====". Care must be taken to use the proper octets for line breaks if base-64 encoding is applied directly to text material that has not been converted to canonical form. In particular, text line breaks must be converted into CRLF sequences prior to base-64 encoding. The important thing to note is that this may be done directly by the encoder rather than in a prior cannibalization step in some implementations.

NOTE: There is no need to worry about quoting apparent encapsulation boundaries within base-64-encoded parts of multipart because no hyphen characters are used in the base-64 encoding.

**Annex D JPEG file interchange format
(normative)**

Version 1.02

September 1, 1992

1 408 944-6300

Fax: +1 408 944-6314

E-mail: eric@c3.pla.ca.us

Why a file interchange format

JPEG File Interchange Format (JFIF) is a minimal file format, which enables JPEG bitstreams to be exchanged between a wide variety of platforms and applications. This minimal format does not include any of the advanced features found in the TIFF JPEG specification or any application specific file format. The only purpose of this simplified format is to allow the exchange of JPEG compressed images.

JPEG file interchange format

- Uses JPEG compression
- Uses JPBG interchange format compressed image representation
- PC or Mac or UNIX workstation compatible
- Standard color space: one or three components. For three components YCbCr (CCIR 601-256 levels)
- APP0 marker used to specify Units, X pixel density, Y pixel density, thumbnail
- APP0 marker also used to specify JFIF extensions
- APP0 mater also used to specify application-specific information

JPEG compression

Although any JPEG process is supported by the syntax of the JFIF it is strongly recommended that the JPEG baseline process be used for the purposes of file interchange. This ensures maximum compatibility with all applications supporting JPEG. JFIF conforms to the JPEG Draft International Standard (ISO DIS 10918-1).

The JFIF is entirely compatible with the standard JPEG interchange format; the only additional requirement is the mandatory presence of the APP0 marker right after the SOI marker. Note that the JPEG interchange format requires (as does JFIF) all table specifications used in the encoding process be coded in the bitstream prior to their use.

Compatible across platforms

The JFIF is compatible across platforms: for example, it can use any resource forks supported by the Macintosh and by PCs or workstations, but not just one platform.

Standard color space

The color space to be used is YCbCr as defined by CCIR 601(256 levels). The RGB components calculated by linear conversion from YCbCr shall not be gamma corrected (gamma = 1.0). If only one component is used, that component shall be Y.

APP0 marker is used to identify JPEG FIF

- The APP0 marker is used to identify a JPEG FIF file.
- The JPEG FIF APP0 marker is mandatory right after the SOI marker.
- The JFIF APP0 marker is identified by a zero terminated string: “*JFIF*”.
- The APP0 can be used for any other purpose by the application provided it can be distinguished from the JFIF APP0.
- The JFIF APP0 marker provides information which is missing from the JPEG stream: version number, X and Y pixel density (dots per inch or dots per cm), pixel aspect ratio (derived from X and Y pixel density), thumbnail.

APP0 marker used to specify JFIF extensions

Additional APP0 marker segment(s) can optionally be used to specify JFIF extensions. If used, these segments must immediately follow the JFIF APP0 marker. Decoders should skip any unsupported JFIF extension segments and continue decoding.

The JFIF extension APP0 marker is identified by a zero terminated string: "JFXX". The JFIF extension APP0 marker segment contains a 1-byte code, which identifies the extension. This version, version 1.02, has only one extension defined: an extension for defining thumbnails stored in formats other than 24-bit RGB.

APP0 marker used for application-specific information

Additional APP0 marker segments can be used to hold application-specific information which does not affect the decodability or displayability of the JFIF file. Application-specific APP0 marker segments must appear after the JFIF APP0 and any JFXX APP0 segments. Decoders should skip any unrecognized application-specific APP0 segments.

Application-specific APP0 marker segments are identified by a zero terminated string which identifies the application (not "JFIF" or "JFXX"). This string should be an organization name or company trademark. Generic strings such as dog, cat, tree, etc. should not be used.

Conversion to and from RGB

Y, Cb, and Cr are converted from R, G, and B as defined in CCIR Recommendation 601 but are normalized so as to occupy the full 256 levels of an 8-bit binary encoding. More precisely:

$$\begin{aligned} Y &= 256 * E'_y \\ Cb &= 256 * [E'_{Cb}] + 128 \\ Cr &= 256 * [E'_{Cr}] + 128 \end{aligned}$$

where the E'_y , E'_{Cb} and E'_{Cr} are defined as in CCIR 601. Since values of E'_y have a range of 0 to 1.0 and those for E'_{Cb} and E'_{Cr} have a range of -0.5 to +0.5, Y, Cb, and Cr must be clamped to 255 when they are maximum value.

RGB to YCbCr conversion

YCbCr (256 levels) can be computed directly from 8-bit RGB as follows:

$$\begin{aligned} Y &= 0.299 R + 0.587G + 0.114B \\ Cb &= -0.1687 R - 0.3313 G + 0.5 B + 128 \\ Cr &= 0.5R - 0.4177 G - 0.0813 B + 128 \end{aligned}$$

NOTE - Not all image file formats store image samples in the order $R_0, G_0, B_0, \dots, R_n, G_n, B_n$. Be sure to verify the sample order before converting an RGB file to JFIF

YCbCr to RGB conversion

RGB can be computed directly from YCbCr (256 levels) as follows:

$$\begin{aligned} R &= Y + 1.402 (Cr - 128) \\ G &= Y - 0.34414 (Cb - 128) - 0.71414 (Cr - 128) \\ B &= Y + 1.772 (Cb - 128) \end{aligned}$$

Image orientation

In JFIF files, the image orientation is always top-down. This means that the first image samples encoded in a JFIF file are located in the upper left hand corner of the image and encoding proceeds from left to right and top to bottom. Top-down orientation is used for both the full resolution image and the thumbnail image.

The process of converting an image file having bottom-up orientation to JFIF must include inverting the order of all image lines before JPEG encoding.

Spatial relationship of components

Specification of the spatial positioning of pixel samples within components relative to the samples of other components is necessary for proper image post processing and accurate image presentation. In JFIF files, the position of the pixels in subsampled components are defined with respect to the highest resolution component. Since components must be sampled orthogonally (along rows and columns), the spatial position of the samples in a given subsampled component may be determined by specifying the horizontal and vertical offsets of the first sample, i.e. the sample in the upper left corner, with respect to the highest resolution component.

The horizontal and vertical offsets of the first sample in a subsampled component, $X_{\text{offset}_i}[0,0]$ and $Y_{\text{offset}_i}[0,0]$, are defined to be:

$$X_{\text{offset}_i}[0,0] = ((N_{\text{samples}}_{\text{ref}} / N_{\text{samples}_i}) / 2) - 0.5$$

$$Y_{\text{offset}_i}[0,0] = ((N_{\text{lines}}_{\text{ref}} / N_{\text{lines}_i}) / 2) - 0.5$$

where

$N_{\text{samples}}_{\text{ref}}$ is the number of samples per line in the largest component;

N_{samples_i} is the number of samples per line in the i th component;

$N_{\text{lines}}_{\text{ref}}$ is the number of lines in the largest component;

N_{lines_i} is the number of lines in the i th component.

Proper subsampling of components incorporates an anti-aliasing filter which reduces the spectral bandwidth of the full resolution components. Subsampling can easily be accomplished using a symmetrical digital filter with an even number of taps (coefficients). A commonly used filter for 2:1 subsampling utilizes two taps (1/2,1/2).

As an example, consider a 3 component image which is comprised of components having the following dimensions:

Component 1:	256 samples, 288 lines
Component 2:	128 samples, 144 lines
Component 3:	64 samples, 96 lines

In a JFIF file, centers of the samples are positioned as illustrated below:

```

x           x           x           x
           □           □
x           x   ⊕       x           x
x           x           x           x
           □           □
x           x           x           x

```

where

- X Component 1
- Component 2
- Ⓜ Component 3

NOTE - This definition is compatible with industry standards such as Postscript Level 2 and QuickTime. This definition is not compatible with the conventions used by CCIR Recommendation 601-I and other digital video formats. For these formats, pre-processing of the chrominance components is necessary prior to compression in order to ensure accurate reconstruction of the compressed image.

JPEG file interchange format specification

The syntax of a JFIF file conforms to the syntax for interchange format defined in Annex B of ISO DIS 10918-1. In addition, a JFIF file uses APP0 marker segments and constrains certain parameters in the frame header as defined below.

X'FF', SOI

X'FF', APP0, length, identifier, version, units, Xdensity, Ydensity, Xthumbnail, Ythumbnail, (RGB)_n

Length	(2 bytes)	Total APP0 field byte count, including the byte count value (2 bytes), but excluding the APP0 marker itself
identifier	(5 bytes)	= X'4A', X'46', X'49', X'46', X'00' This zero terminated string ("JFIF") uniquely identifies this APP0 marker. This string shall have zero parity (bit 7=0).
version	(2 bytes)	= X'0102' The most significant byte is used for major revisions, the least significant byte for minor revisions. Version 1.02 is the current released revision.
units	(1 byte)	Units for the X and Y densities units = 0: no units, X and Y specify the pixel aspect ratio units = 1: X and Y are dots per inch units = 2: X and Y are dots per cm
Xdensity	(2 bytes)	Horizontal pixel density
Ydensity	(2 bytes)	Vertical pixel density
Xthumbnail	(1 byte)	Thumbnail horizontal pixel count
Ythumbnail	(1 byte)	Thumbnail vertical pixel count
(RGB) _n	(3n bytes)	Packed (24-bit) RGB values for the thumbnail pixels, n = Xthumbnail * Ythumbnail

[Optional JFIF extension APP0 marker segment(s) - see below]

•
•
•

X 'FF', SOFn, length, frame parameters

Number of components	Nf	= 1 or 3
1st component	C1	= 1 = Y component
2nd component	C2	= 2 = Cb component
3rd component	C3	= 3 = Cr component
.		
.		
.		

X 'FF', EOI

JFIF Extension: APP0 marker segment

Immediately following the JFIF APP0 marker segment may be a JFIF extension APP0 marker. This JFIF extension APP0 marker segment may only be present for JFIF versions 1.02 and above. The syntax of the JFIF extension APP0 marker segment is:

X 'FF', APP0, Length, identifier, extension code, extension data

length	(2 bytes)	Total APP0 field byte count, including the byte count value (2 bytes), but excluding the APP0 marker itself
identifier	(5 bytes)	= X '4A', X '46', X '58', X '58', X '00' This zero terminated string ("JFXX") uniquely identifies this APP0 marker. This string shall have zero parity (bit 7 = 0).
extension_code	(1 byte)	= Code which identifies the extension. In this version, the following extensions are defined: = X '10' Thumbnail coded using JPEG = X '11' Thumbnail stored using 1 byte/pixel = X '13' Thumbnail stored using 3 bytes/pixel
extension_data	(variable)	= The specification of the remainder of the JFIF extension APP0 marker segment varies with the extension. See below for a specification of extension_data for each extension.

JFIF Extension: Thumbnail coded using JPEG

This extension supports thumbnails compressed using JPEG. The compressed thumbnail immediately follows the extension-code (X '10') in the extension_data field and the length of the compressed data must be included in the JFIF extension APP0 marker length field.

The syntax of the extension_data field conforms to the syntax for interchange format defined in Annex B of ISO DIS 10917-1. However, no "JFIF" or "JFXX" marker segments shall be present. As in the full resolution image of the JFIF file, the syntax of extension_data constrains parameters in the frame header as defined below:

X 'FF', SOI

-
-

X'FF'. SOF_n. length, frame parameters

Number of components	N _f = 1 or 3
1st component	C ₁ = 1 = Y component
2nd component	C ₂ = 2 = Cb component
3rd component	C ₃ = 3 = Cr component

-
-

X 'FF', EOI

JFIF Extension: Thumbnail stored using one byte per pixel

This extension supports thumbnails stored using one byte per pixel and a color palette in the extension_data field. The syntax of extension_data is:

Xthumbnail	(1 byte)	Thumbnail horizontal pixel count
Ythumbnail	(1 byte)	Thumbnail vertical pixel count
Palette color	(768 bytes)	24-bit RGB pixel values for the palette. The RGB values define the colors represented by each value of an 8-bit binary encoding (0 - 255).
(pixel) _n pixels	(n bytes)	8-bit values for the thumbnail

n = Xthumbnail * Ythumbnail

JFIF Extension: Thumbnail stored using three bytes per pixel

This extension supports thumbnails stored using three bytes per pixel in the extension_data field. The syntax of extension_data is:

Xthumbnail	(1 byte)	Thumbnail horizontal pixel count
Ythumbnail	(1 byte)	Thumbnail vertical pixel count
(RGB) _n the thumbnail	(3n bytes)	Packed (24-bit) RGB values for pixels, n = Xthumbnail * Ythumbnail

Useful tips

- You can identify a JFIF file by looking for the following sequence: X'FF', SOI, X'FF', APP0, <2 bytes to be skipped>, "JFIF", X'00'.
- If you use APP0 elsewhere, be sure not to have the strings "JFIF" or "JFXX" right after the APP0 marker.
- If you do not want to include a thumbnail, just program Xthumbnail = Ythumbnail = 0.
- Be sure to check the version number in the special APP0 field. In general, if the major version number of the JFIF file matches that supported by the decoder, the file will be decodable.

- If you only want to specify a pixel aspect ratio, put 0 for the units field in the special APP0 field. Xdensity and Ydensity can then be programmed for the desired aspect ratio. Xdensity = 1, Ydensity = 1 will program a 1:1 aspect ratio. Xdensity and Ydensity should always be non-zero.

Annex E NCIC Codes for Scars, marks, tattoos, and other characteristics (normative)

This annex contains codes based on portions of the Ninth edition (December, 2000) of the NCIC Code Manual for describing Scars, Marks, Tattoos, and other characteristics (alphabetized by code). The following list is intended to standardize entry of data in the SMT Field. Care must be taken to enter spaces exactly as shown. However, as the NCIC Code Manual gets updated, the latest edition shall be the governing document regarding valid SMT codes.

Item/Location	Code
Arm, nonspecific, artificial	ART ARM
Breast, nonspecific, artificial	ART BRST
Breast implant, left and right	ART BRSTS
Ear, nonspecific, artificial	ART EAR
Artificial elbow joint	ART ELBOW
Eye, nonspecific, artificial	ART EYE
Foot, nonspecific, artificial	ART FOOT
Hand, nonspecific, artificial	ART HAND
Artificial hip joint	ART HIP
Artificial knee joint	ART KNEE
Arm, left, artificial	ART L ARM
Breast implant, left	ART L BRST
Ear, left, artificial	ART L EAR
Left Elbow, artificial	ART L ELB
Eye, left, artificial	ART L EYE
Foot, left, artificial	ART L FT
Left Hip, artificial	ART L HIP
Hand, left, artificial	ART L HND
Left Knee, artificial	ART L KNE
Leg, left, artificial	ART L LEG
Left Shoulder, artificial	ART L SHLD
Artificial larynx	ART LARYNX
Leg, nonspecific, artificial	ART LEG
Arm, right, artificial	ART R ARM
Breast implant, right	ART R BRST
Ear, right, artificial	ART R EAR
Right Elbow, artificial	ART R ELB
Eye, right, artificial	ART R EYE
Foot, right, artificial	ART R FT
Right Hip, artificial	ART R HIP
Hand, right, artificial	ART R HND
Right Knee, artificial	ART R KNE
Leg, right, artificial	ART R LEG
Right Shoulder, artificial	ART R SHLD
Artificial shoulder joint	ART SHLD
Bald/Balding	BALD
Blind, both eyes	BLIND
Blind, one eye, nonspecific	BLND EYE
Blind, left eye	BLND L EYE
Blind, right eye	BLND R EYE
Brace, left and right arms	BRA LR ARM
Brace, left and right legs	BRA LR LEG
Brace, one arm, nonspecific	BRAC ARM
Brace, left arm	BRAC L ARM
Brace, left leg	BRAC L LEG
Brace, one leg, nonspecific	BRAC LEG
Brace, right arm	BRAC R ARM
Brace, right leg	BRAC R LEG
Brace, teeth	BRAC TEETH
Brace, back	BRACE BACK
Brace, neck	BRACE NECK
Cane	CANE
Cardiac pacemaker	CARD PACEM
Cataract, left eye	CATA L EYE
Cataract, right eye	CATA R EYE
Cataract, (nonspecified)	CATARACT
Cauliflower Ear	CAUL EAR
Cauliflower ear, left	CAUL L EAR
Cauliflower ear, right	CAUL R EAR
Cleft Lip	CL LIP
Cleft chin	CLEFT CHIN
Cleft palate	CLEFT PAL
Arm, nonspecific, crippled	CRIP ARM
Finger(s), nonspecific, crippled	CRIP FGR

Foot, nonspecific, crippled	CRIP F00T
Hand, nonspecific, crippled	CRIP HAND
Crippled arm, left	CRIP L ARM
Crippled finger(s), left hand (includes webbed fingers)	CRIP L FGR
Crippled foot, left (includes clubfoot)	CRIP L FT
Crippled hand, left	CRIP L HND
Crippled leg, left	CRIP L LEG
Crippled toe(s), left (includes webbed toes)	CRIP L T0E
Leg, nonspecific, crippled	CRIP LEG
Crippled arm, right	CRIP R ARM
Crippled finger(s), right hand (includes webbed fingers)	CRIP R FGR
Crippled foot, right (includes clubfoot)	CRIP R FT
Crippled hand, right	CRIP R HND
Crippled leg, right	CRIP R LEG
Crippled toe(s), right (includes webbed toes)	CRIP R T0E
Toe(s), nonspecific, crippled	CRIP T0E
Crutches	CRUTCHES
Crosseyed	CROSSEYED
Colostomy appliances	C0L0ST APP
Contact lenses	C0N LENSES
Alcohol	DA ALC0H0L
Amphetamines (includes stimulants, speed, etc.)	DA AMPHETA
Barbiturates	DA BARBITU
Cocaine (includes crack)	DA C0CAINE
Glue	DA GLUE
Hallucinogens	DA HALLUCI
Marijuana	DA MARIJUA
Narcotics (includes Heroin, Morphine, Dilaudid, Methadone, etc.)	DA NARC0TI
Paint (includes thinner)	DA PAINT
Ritalin	DA RITALIN

Rohypnol (Brand name for Flunitrazepam. Also referred to as "rophies", "roofies", "ruffies", and "roche").	DA R0HYPNL
Other drugs of abuse not listed above, identify in the miscellaneous (MIS) field	DA 0THER
Deaf, left and right ears	DEAF
Deaf, one ear (nonspecific)	DEAF EAR
Deaf, left ear	DEAF L EAR
Deaf-mute	DEAF MUTE
Deaf, right ear	DEAF R EAR
Denture, lower only	DENT L0W
Denture, upper only	DENT UP
Denture, upper and lower	DENT UP L0
Deviated septum	DEV SEPTUM
Cheek, nonspecific, dimple	DIMP CHEEK
Dimples, chin	DIMP CHIN
Face, dimple	DIMP FACE
Dimples, left cheek (face)	DIMP L CHK
Dimples, right cheek (face)	DIMP R CHK
Abdomen	DISC ABD0M
Ankle, nonspecific	DISC ANKL
Arm, nonspecific	DISC ARM
Back	DISC BACK
Breast, nonspecific	DISC BRST
Buttocks, nonspecific	DISC BUTTK
Calf, nonspecific, discolored	DISC CALF
Cheek (face), nonspecific	DISC CHEEK
Chest	DISC CHEST
Chin	DISC CHIN
Ear, nonspecific	DISC EAR
Elbow, nonspecific, discolored	DISC ELB0W
Eyebrow, nonspecific	DISC EYE
Forearm, nonspecific, discolored	DISC F ARM
Face, nonspecific	DISC FACE
Finger, nonspecific	DISC FGR
Forehead	DISC FHD
Foot, nonspecific	DISC F00T
Groin, nonspecific, discolored	DISC GR0IN

Hand, nonspecific, discolored	DISC HAND
Head	DISC HEAD
Hip, nonspecific	DISC HIP
Knee, nonspecific	DISC KNEE
Ankle, left	DISC L ANK
Arm, left	DISC L ARM
Breast, left	DISC L BRS
Buttock, left	DISC L BUT
Left Calf, discolored	DISC L CALF
Cheek (face), left	DISC L CHK
Ear, left	DISC L EAR
Left Elbow, discolored	DISC L ELB
Eyebrow, left/left eye area	DISC L EYE
Finger(s), left hand	DISC L FGR
Foot, left	DISC L FT
Hip, left	DISC L HIP
Hand, left	DISC L HND
Leg, left	DISC L LEG
Lip, lower	DISC L LIP
Left Toe, discolored	DISC L T0E
Wrist, left	DISC L WRS
Leg, nonspecific	DISC LEG
Left Forearm, discolored	DISC LF ARM
Lip, nonspecific	DISC LIP
Knee, left	DISC LKNEE
Shoulder, left	DISC LSHLD
Thigh, left	DISC LTHGH
Neck	DISC NECK
Nose	DISC NOSE
Penis	DISC PENIS
Ankle, right	DISC R ANK
Arm, right	DISC R ARM
Breast, right	DISC R BRS
Buttock, right	DISC R BUT
Right Calf, discolored	DISC R CALF
Cheek (face), right	DISC R CHK
Ear, right	DISC R EAR
Right Elbow, discolored	DISC R ELB
Eyebrow, right/right eye area	DISC R EYE
Finger(s), right hand	DISC R FGR
Foot, right	DISC R FT
Hip, right	DISC R HIP
Hand, right	DISC R HND
Leg, right	DISC R LEG
Right Toe, discolored	DISC R T0E
Wrist, right	DISC R WRS

Right Forearm, discolored	DISC RF ARM
Knee, right	DISC RKNEE
Shoulder, right	DISC RSHLD
Thigh, right	DISC RTHGH
Shoulder, nonspecific	DISC SHLD
Thigh, nonspecific	DISC THGH
Toe(s), nonspecific, discolored	DISC T0E
Lip, upper	DISC U LIP
Upper Left Arm, discolored	DISC UL ARM
Upper Right Arm, discolored	DISC UR ARM
Wrist, nonspecific	DISC WRIST
Tubes in ears, left and right	EAR TUBES
Extra breast, nonspecific	EXTR BRST
Extra nipple, center	EXTR C NIP
Extra vertebrae, cervical	EXTR C VRT
Extra breast, center	EXTR CBRST
Finger(s), nonspecific, extra	EXTR FGR
Extra finger(s), left hand	EXTR L FGR
Extra nipple, left	EXTR L NIP
EXTRA TOOTH/TEETH (LOWER JAW)	EXTR L TTH
Extra toe(s), left	EXTR L T0E
Extra vertebrae, lumbar	EXTR L VRT
Extra breast, left	EXTR LBRST
Extra nipple, nonspecific	EXTR NIP
Extra finger(s), right hand	EXTR R FGR
Extra nipple, right	EXTR R NIP
Extra toe(s), right	EXTR R T0E
Extra breast, right	EXTR RBRST
Tooth/Teeth, nonspecific, extra	EXTR TTH
Toe(s), nonspecific, extra	EXTR T0E
EXTRA TOOTH/TEETH (UPPER JAW)	EXTR U TTH
Extra vertebrae, nonspecific	EXTR VRT
Ankle, nonspecific	FRC ANKL
Arm, nonspecific	FRC ARM
Back	FRC BACK
Clavicle, nonspecific	FRC CLAVIC
Elbow, nonspecific, fractured	FRC ELB0W
Finger(s), nonspecific	FRC FGR
Foot, nonspecific	FRC F00T

Hand, nonspecific	FRC HAND
Hip, nonspecific, fractured	FRC HIP
Jaw, nonspecific	FRC JAW
Knee, nonspecific	FRC KNEE
Ankle, left	FRC L ANKL
Left Arm, fractured	FRC L ARM
Left Elbow, fractured	FRC L ELB
Finger(s), left	FRC L FGR
Foot, left	FRC L F00T
Hand, left	FRC L HAND
Left Hip, fractured	FRC L HIP
Knee, left	FRC L KNEE
Left Leg, fractured	FRC L LEG
Rib(s), left	FRC L RIB
Shoulder, left	FRC L SHLD
Toe(s), left foot	FRC L T0E
Wrist, left	FRC L WRST
Clavicle, left	FRC LCLAVI
Leg, nonspecific	FRC LEG
Arm, lower left	FRC LL ARM
Jaw, lower left	FRC LL JAW
Leg, lower left	FRC LL LEG
Pelvis bone, left	FRC LPELVI
Arm, lower right	FRC LR ARM
Jaw, lower right	FRC LR JAW
Leg, lower right	FRC LR LEG
Neck	FRC NECK
Nose	FRC N0SE
Pelvis	FRC PELVIS
Ankle, right	FRC R ANKL
Right Arm, fractured	FRC R ARM
Right Elbow, fractured	FRC R ELB
Finger(s), right	FRC R FGR
Foot, right	FRC R F00T
Hand, right	FRC R HAND
Right Hip, fractured	FRC R HIP
Knee, right	FRC R KNEE
Right Leg, fractured	FRC R LEG
Rib(s), right	FRC R RIB
Shoulder, right	FRC R SHLD
Toe(s), right foot	FRC R T0E
Wrist, right	FRC R WRST
Clavicle, right	FRC RCLAVI
Rib(s), nonspecific	FRC RIBS
Pelvis bone, right	FRC RPELVI
Shoulder, nonspecific	FRC SHLD
Skull	FRC SKULL

Spine	FRC SPINE
Sternum	FRC STERN
Toe(s), nonspecific	FRC T0E
Arm, upper left	FRC UL ARM
Jaw, upper left	FRC UL JAW
Leg, upper left	FRC UL LEG
Arm, upper right	FRC UR ARM
Jaw, upper right	FRC UR JAW
Leg, upper right	FRC UR LEG
Wrist, nonspecific	FRC WRIST
Freckles	FRECKLES
Glasses (prescription)	GLASSES
Glaucoma	GLAUCOMA
Gold tooth	GOLD T00TH
Hair implants	HAIR IMPL
Hearing Aid	HEAR AID
Ankle, nonspecific	HFR ANKL
Arm, nonspecific	HFR ARM
Back	HFR BACK
Clavicle, nonspecific	HFR CLAVIC
Elbow, nonspecific, healed fractured	HFR ELB0W
Finger(s), nonspecific	HFR FGR
Foot, nonspecific	HFR F00T
Hand, nonspecific	HFR HAND
Hip, nonspecific, healed fractured	HFR HIP
Jaw, nonspecific	HFR JAW
Knee, nonspecific	HFR KNEE
Ankle, left	HFR L ANKL
Left Arm, healed fractured	HFR L ARM
Left Elbow, healed fractured	HFR L ELB
Finger(s), left	HFR L FGR
Foot, left	HFR L F00T
Hand, left	HFR L HAND
Left Hip, healed fractured	HFR L HIP
Knee, left	HFR L KNEE
Left Leg, healed fractured	HFR L LEG
Rib(s), left	HFR L RIB
Shoulder, left	HFR L SHLD
Toe(s), left foot	HFR L T0E
Wrist, left	HFR L WRST
Clavicle, left	HFR LCLAVI
Leg, nonspecific	HFR LEG
Arm, lower left	HFR LL ARM
Jaw, lower left	HFR LL JAW
Leg, lower left	HFR LL LEG

Pelvis bone, left	HFR LPELVI
Arm, lower right	HFR LR ARM
Jaw, lower left	HFR LR JAW
Leg, lower right	HFR LR LEG
Neck	HFR NECK
Nose	HFR N0SE
Pelvis	HFR PELVIS
Ankle, right	HFR R ANKL
Right Arm, healed fractured	HFR R ARM
Right Elbow, healed fractured	HFR R ELB
Finger(s), right	HFR R FGR
Foot, right	HFR R FOOT
Hand, right	HFR R HAND
Right Hip, healed fractured	HFR R HIP
Knee, right	HFR R KNEE
Right Leg, healed fractured	HFR R LEG
Rib(s), right	HFR R RIB
Shoulder, right	HFR R SHLD
Toe(s), right foot	HFR R T0E
Wrist, right	HFR R WRST
Clavicle, right	HFR RCLAVI
Rib(s), nonspecific	HFR RIBS
Pelvis bone, right	HFR RPELVI
Shoulder, nonspecific	HFR SHLD
Skull	HFR SKULL
Spine	HFR SPINE
Sternum	HFR STERN
Toe(s), nonspecific	HFR T0E
Arm, upper left	HFR UL ARM
Jaw, upper left	HFR UL JAW
Leg, upper left	HFR UL LEG
Arm, upper right	HFR UR ARM
Jaw, upper right	HFR UR JAW
Leg, upper right	HFR UR LEG
Wrist, nonspecific	HFR WRIST
Humpbacked	HUMPBACKED
Penile implant	IMPL PENIS
Intramedullary rod	INTRA R0D
Intrauterine device	IUD
Acne	MC ACNE
Attention Deficit Disorder	MC ADD
Alcoholism	MC ALC0H0L
Allergies including asthma	MC ALLERGY
Alzheimer's Disease	MC ALZHMRS

Arthritis	MC ARTHRSTS
Behavior Disorder (includes Autism, Depression, Schizophrenia, Suicidal Tendencies (past and present))	MC BEHAVIO
Hematological Diseases (disease of the blood - includes: anemia, hemophilia, leukemia, and sickle cell anemia)	MC BLOOD
Cancer	MC CANCER
Diabetic	MC DIABTIC
Drug Abuse	MC DRUGAB
Down's Syndrome	MC DOWNSYN
Eating Disorders (Includes Anorexia Nervosa and Bulimia)	MC EATDIS
Heart or circulatory diseases including: high blood pressure, heart failure, heart attack, hardening of the arteries, and circulation problems	MC HEART
Kidney Conditions or Diseases	MC KIDNEY
Liver Disease (Including cirrhosis and hepatitis)	MC LIVER
Nervous conditions including: seizures, stroke, senility, and mental retardation	MC NERVOUS
Neurological Conditions or Diseases (includes Cerebral Palsy, Epilepsy, Multiple Sclerosis, Parkinson's Disease)	MC NRLGCAL
Paraplegic	MC PARPLGC
Pregnancy - Past	MC PASTPRE
Pulmonary (Lung) Diseases (includes Emphesyma, Cystic Fibrosis)	MC PLMNARY
Pregnancy - Present	MC PREGNAN
Quadriplegic	MC QUADPLG

Skin Disorders (includes psoriasis and eczema)	MC SKIN
Tuberculosis	MC TB
Thyroid Conditions or Diseases	MC THYROID
Tourette's Syndrome	MC TOURETE
Other medical disorders/conditions not listed above, identify in the Miscellaneous (MIS) Field	MC OTHER
Adenoids	MISS ADND
Appendix	MISS APPNX
Arm, nonspecific, missing	MISS ARM
Breast, nonspecific, missing	MISS BRST
Breasts	MISS BRSTS
Missing Cervical Vertebra(e)	MISS C VRT
Ear, nonspecific, missing	MISS EAR
Eye, nonspecific, missing	MISS EYE
Finger(s), nonspecific, missing	MISS FGR
Finger Joint, nonspecific, missing	MISS FJT
Foot, nonspecific, missing	MISS FOOT
Gallbladder	MISS GALL
Hand, nonspecific, missing	MISS HAND
Intestines	MISS INTES
Kidney, nonspecific, missing	MISS KID
Arm, left	MISS L ARM
Ear, left	MISS L EAR
Eye, left	MISS L EYE
Finger(s), left hand	MISS L FGR
Finger joint(s), left hand	MISS L FJT
Foot, left	MISS L FT
Hand, left	MISS L HND
Kidney, left	MISS L KID
Leg, left	MISS L LEG
Testis, left	MISS L TES
Toes(s), left foot	MISS L T0E
Missing Lumbar Vertebra(e)	MISS L VRT
Breast, left	MISS LBRST
Leg, nonspecific, missing	MISS LEG

Arm, lower left	MISS LLARM
Leg, lower left	MISS LLLEG
Lung, left	MISS LLUNG
Arm, lower right	MISS LRARM
Leg, lower right	MISS LRLEG
Larynx	MISS LRYNX
Lung, nonspecific, missing	MISS LUNG
Ovary, left	MISS LOVAR
Nose	MISS N0SE
Pancreas	MISS PANCR
Missing Penis	MISS PENIS
Prostate Gland	MISS PR0ST
Arm, right	MISS R ARM
Ear, right	MISS R EAR
Eye, right	MISS R EYE
Finger(s), right hand	MISS R FGR
Finger joint(s), right hand	MISS R FJT
Foot, right	MISS R FT
Hand, right	MISS R HND
Kidney, right	MISS R KID
Leg, right	MISS R LEG
Testis, right	MISS R TES
Toes(s), right foot	MISS R T0E
Breast, right	MISS RBRST
Lung, right	MISS RLUNG
Ovary, right	MISS R0VAR
Spleen	MISS SPLEN
Stomach	MISS STOMA
Testical, nonspecific, missing	MISS TES
Thyroid	MISS THYRD
Toe(s), nonspecific, missing	MISS T0E
Tongue	MISS TONG
Tonsils	MISS TONSL
Uterus	MISS UTRUS
Missing Vertebra(e), nonspecific	MISS VRT
Ovaries	MISS OVARS
Ovary, nonspecific, missing	MISS OVARY
Mute (To be used if person is mute but not deaf.)	MUTE
Abdomen	MOLE ABDOM
Ankle, nonspecific	MOLE ANKL

Arm, nonspecific, mole	MOLE ARM
Back	MOLE BACK
Breast, nonspecific	MOLE BRST
Buttocks, nonspecific	MOLE BUTTK
Calf, nonspecific, mole	MOLE CALF
Chest	MOLE CHEST
Chin	MOLE CHIN
Cheek (face), nonspecific	MOLE CHK
Ear, nonspecific	MOLE EAR
Elbow, nonspecific, mole	MOLE ELBOW
Eye, nonspecific, mole	MOLE EYE
Forearm, nonspecific, mole	MOLE F ARM
Face, mole	MOLE FACE
Finger, nonspecific	MOLE FGR
Forehead	MOLE FHD
Foot, nonspecific	MOLE FOOT
Groin area	MOLE GROIN
Hand	MOLE HAND
Head, nonspecific	MOLE HEAD
Hip, nonspecific	MOLE HIP
Knee, nonspecific	MOLE KNEE
Ankle, left	MOLE L ANK
Arm, left	MOLE L ARM
Buttock, left	MOLE L BUT
Left Calf, mole	MOLE L CALF
Cheek (face), left	MOLE L CHK
Ear, left	MOLE L EAR
Left Elbow, mole	MOLE L ELB
Eyebrow, left/left eye area	MOLE L EYE
Finger(s), left hand	MOLE L FGR
Foot, left	MOLE L FT
Hip, left	MOLE L HIP
Hand, left	MOLE L HND
Knee, left	MOLE L KNE
Leg, left	MOLE L LEG
Lip, lower	MOLE L LIP
Shoulder, left	MOLE L SHD
Thigh, left	MOLE L THG
Left Toe, mole	MOLE L T0E
Wrist, left	MOLE L WRS
Breast, left	MOLE LBRST
Leg, nonspecific	MOLE LEG
Left forearm, mole	MOLE LF ARM
Lip, nonspecific	MOLE LIP
Neck	MOLE NECK
Nose	MOLE NOSE

Penis	MOLE PENIS
Ankle, right	MOLE R ANK
Arm, right	MOLE R ARM
Buttock, right	MOLE R BUT
Right Calf, mole	MOLE R CALF
Cheek (face), right	MOLE R CHK
Ear, right	MOLE R EAR
Right Elbow, mole	MOLE R ELB
Eyebrow, right/right eye area	MOLE R EYE
Finger(s), right hand	MOLE R FGR
Foot, right	MOLE R FT
Hip, right	MOLE R HIP
Hand, right	MOLE R HND
Knee, right	MOLE R KNE
Leg, right	MOLE R LEG
Shoulder, right	MOLE R SHD
Thigh, right	MOLE R THG
Right Toe, mole	MOLE R T0E
Wrist, right	MOLE R WRS
Breast, right	MOLE RBRST
Right forearm, mole	MOLE RF ARM
Shoulder, nonspecific	MOLE SHLD
Thigh, nonspecific	MOLE THGH
Toe(s), nonspecific, mole	MOLE T0E
Lip, right	MOLE U LIP
Upper Left Arm, mole	MOLE UL ARM
Upper Right Arm, mole	MOLE UR ARM
Wrist, nonspecific, mole	MOLE WRS
Ankle, nonspecific, needle mark	NM ANKL
Arm, nonspecific, needle mark	NM ARM
Buttock, nonspecific, needle mark	NM BUTTK
Calf, nonspecific, needle mark	NM CALF
Elbow, nonspecific, needle mark	NM ELBOW
Finger(s), nonspecific, needle mark	NM FGR
Foot, nonspecific, needle mark	NM FOOT
Groin, nonspecific, needle mark	NM GROIN
Hand, nonspecific, needle mark	NM HAND
Hip, nonspecific, needle mark	NM HIP

Knee, nonspecific, needle mark	NM KNEE
Left Ankle, needle mark	NM L ANKL
Arm, left	NM L ARM
Buttock, left	NM L BUTTK
Left Calf, needle mark	NM L CALF
Left Elbow, needle mark	NM L ELB
Finger(s), left hand	NM L FGR
Foot, left	NM L FOOT
Left Hip, needle mark	NM L HIP
Hand, left	NM L HND
Left Knee, needle mark	NM L KNE
Leg, left	NM L LEG
Left Shoulder, needle mark	NM L SHLD
Thigh, left	NM L THIGH
Left Toe, needle mark	NM L T0E
Wrist, left	NM L WRIST
Leg, nonspecific, needle mark	NM LEG
Lower Left Arm, needle mark	NM LL ARM
Lower Right Arm, needle mark	NM LR ARM
Penis, needle mark	NM PENIS
Right Ankle, needle mark	NM R ANKL
Arm, right	NM R ARM
Buttock, right	NM R BUTTK
Right Calf, needle mark	NM R CALF
Right Elbow, needle mark	NM R ELB
Finger(s), right hand	NM R FGR
Foot, right	NM R FOOT
Right Hip, needle mark	NM R HIP
Hand, right	NM R HND
Right Knee, needle mark	NM R KNE
Leg, right	NM R LEG
Right Shoulder, needle mark	NM R SHLD
Thigh, right	NM R THIGH
Right Toe, needle mark	NM R T0E
Wrist, right	NM R WRIST
Shoulder, nonspecific, needle mark	NM SHLD
Thigh, nonspecific, needle mark	NM THIGH
Toe(s), nonspecific, needle mark	NM T0E
Upper Left Arm, needle mark	NM UL ARM

Upper Right Arm, needle mark	NM UR ARM
Wrist, nonspecific, needle mark	NM WRIST
Pierced abdomen	PRCD ABDMN
Pierced back	PRCD BACK
Pierced ear, one nonspecific	PRCD EAR
Pierced ears	PRCD EARS
Pierced eyebrow, nonspecific	PRCD EYE
Pierced genitalia	PRCD GNTLS
Pierced left ear	PRCD L EAR
Pierced left eyebrow	PRCD L EYE
Pierced nipple, left	PRCD L NIP
Pierced lip, nonspecific	PRCD LIP
Pierced lip, lower	PRCD LLIP
Pierced nipple, nonspecific	PRCD NIPPL
Pierced nose	PRCD NOSE
Pierced right ear	PRCD R EAR
Pierced right eyebrow	PRCD R EYE
Pierced nipple, right	PRCD R NIP
Pierced tongue	PRCD T0NGU
Pierced lip, upper	PRCD ULIP
Jaw, nonspecific, protruding	PR0T JAW
Protruding lower jaw	PR0T L JAW
Protruding upper jaw	PR0T U JAW
Pockmarks	P0CKMARKS
Abdomen	RTAT ABDM
Ankle, nonspecific	RTAT ANKL
Arm, nonspecific	RTAT ARM
Back	RTAT BACK
Breast, nonspecific	RTAT BRST
Buttocks, nonspecific	RTAT BUTTK
Calf, nonspecific	RTAT CALF
Cheek (face), nonspecific	RTAT CHEEK
Chest	RTAT CHEST
Chin	RTAT CHIN
Ear, nonspecific	RTAT EAR
Elbow, nonspecific	RTAT ELB0W
Eye, nonspecific, remove tattoo	RTAT EYE
Face, nonspecific (Use the MIS field to further describe location)	RTAT FACE
Forearm, nonspecific	RTAT FARM

Forehead	RTAT FHD
Full body	RTAT FLB0D
Finger, nonspecific	RTAT FNGR
Foot, nonspecific	RTAT F00T
Groin Area	RTAT GR0IN
Hand, nonspecific	RTAT HAND
Head, nonspecific (Use the MIS field to further describe location)	RTAT HEAD
Hip, nonspecific	RTAT HIP
Knee, nonspecific	RTAT KNEE
Arm, left	RTAT L ARM
Cheek (face), left	RTAT L CHK
Ear, left	RTAT L EAR
Elbow, left	RTAT L ELB
Left Eye, remove tattoo	RTAT L EYE
Finger(s), left hand	RTAT L FGR
Hip, left	RTAT L HIP
Hand, left	RTAT L HND
Leg, left	RTAT L LEG
Left Toe, remove tattoo	RTAT L T0E
Ankle, left	RTAT LANKL
Breast, left	RTAT LBRST
Buttocks, left	RTAT LBUTK
Calf, left	RTAT LCALF
Leg, nonspecific	RTAT LEG
Forearm, left	RTAT LFARM
Foot, left	RTAT LF00T
Lip, nonspecific	RTAT LIP
Knee, left	RTAT LKNEE
Shoulder, left	RTAT LSHLD
Thigh, left	RTAT LTHGH
Lip, lower	RTAT LWLIP
Wrist, left	RTAT LWRS
Neck	RTAT NECK
Nose	RTAT N0SE
Penis	RTAT PENIS
Arm, right (Use the MIS field to further describe location)	RTAT R ARM
Cheek (face), right	RTAT R CHK
Ear, right	RTAT R EAR
Elbow, right	RTAT R ELB
Right Eye, remove tattoo	RTAT R EYE
Finger(s), right hand	RTAT R FGR
Hip, right	RTAT R HIP
Hand, right	RTAT R HND

Leg, right (Use the MIS field to further describe location)	RTAT R LEG
Right Toe, remove tattoo	RTAT R T0E
Angle, right	RTAT RANKL
Breast, right	RTAT RBRST
Buttocks, right	RTAT RBUTK
Calf, right	RTAT RCALF
Forearm, right	RTAT RFARM
Foot, right	RTAT RF00T
Knee, right	RTAT RKNEE
Shoulder, right	RTAT RSHLD
Thigh, right	RTAT RTHGH
Wrist, right	RTAT RWRS
Shoulder, nonspecific	RTAT SHLD
Thigh, nonspecific	RTAT THGH
Toe(s), nonspecific, remove tattoo	RTAT T0E
Arm, left upper	RTAT ULARM
Lip, upper	RTAT UPLIP
Arm, right upper	RTAT URARM
Wrist, nonspecific	RTAT WRS
Abdomen	SC ABDOM
Ankle, nonspecific	SC ANKL
Arm, nonspecific	SC ARM
Back	SC BACK
Breast, nonspecific	SC BREAST
Buttocks, nonspecific	SC BUTTK
Calf, nonspecific	SC CALF
Chest	SC CHEST
Chin	SC CHIN
Cheek, nonspecific	SC CHK
Ear, nonspecific	SC EAR
Elbow, nonspecific	SC ELB0W
Eyebrow, nonspecific	SC EYE
Forearm, nonspecific	SC F ARM
Face, nonspecific (use MIS field to further describe location)	SC FACE
Finger, nonspecific	SC FGR
Forehead	SC FHD
Foot, nonspecific	SC F00T
Groin area	SC GR0IN
Hand, nonspecific	SC HAND
Head, nonspecific (use MIS field to further describe location)	SC HEAD
Hip, nonspecific	SC HIP

Knee, nonspecific	SC KNEE
Ankle, left	SC L ANKL
Arm, left, nonspecific	SC L ARM
Breast, left	SC L BRST
Buttocks, left	SC L BUTTK
Calf, left	SC L CALF
Cheek, left	SC L CHK
Ear, left	SC L EAR
Elbow, left	SC L ELB
Eyebrow, left/left eye area	SC L EYE
Finger(s), left hand	SC L FGR
Foot, left	SC L FT
Hip, left	SC L HIP
Hand, left	SC L HND
Knee, left	SC L KNEE
Leg, left	SC L LEG
Shoulder, left	SC L SHLD
Thigh, left	SC L THGH
Left Toe, scar	SC L T0E
Wrist, left	SC L WRIST
Leg, nonspecific	SC LEG
Forearm, left	SC LF ARM
Lip, nonspecific	SC LIP
Lip, lower	SC LOW LIP
Neck	SC NECK
Nose	SC N0SE
Penis	SC PENIS
Ankle, right	SC R ANKL
Arm, right, nonspecific	SC R ARM
Breast, right	SC R BRST
Buttocks, right	SC R BUTTK
Calf, right	SC R CALF
Cheek, right	SC R CHK
Ear, right	SC R EAR
Elbow, right	SC R ELB
Eyebrow, right/right eye area	SC R EYE
Finger(s), right hand	SC R FGR
Foot, right	SC R FT
Hip, right	SC R HIP
Hand, right	SC R HND
Knee, right	SC R KNEE
Leg, right	SC R LEG
Shoulder, right	SC R SHLD
Thigh, right	SC R THGH
Right Toe, scar	SC R T0E
Wrist, right	SC R WRIST

Forearm, right	SC RF ARM
Shoulder, nonspecific	SC SHLD
Thigh, nonspecific	SC THGH
Toe(s), nonspecific, scar	SC T0E
Arm, left upper	SC UL ARM
Lip, upper	SC UP LIP
Arm, right upper	SC UR ARM
Wrist, nonspecific	SC WRIST
Shorter left leg	SHRT L LEG
Leg, nonspecific, short	SHRT LEG
Shorter right leg	SHRT R LEG
Shunt, arterial vascular	SHUNT ART
Shunt, cerebral ventricule	SHUNT CERB
Skull plate	SKL PLATE
Silver tooth	SLVR T0OTH
Staples	STAPLES
Stutters	STUTTERS
Abdomen	TAT ABD0M
Ankle, nonspecific	TAT ANKL
Arm, nonspecific	TAT ARM
Back	TAT BACK
Breast	TAT BREAST
Buttocks	TAT BUTTK
Calf, nonspecific	TAT CALF
Cheek (face), nonspecific	TAT CHEEK
Chest	TAT CHEST
Chin	TAT CHIN
Ear, nonspecific	TAT EAR
Elbow, nonspecific	TAT ELB0W
Eye, nonspecific, tattoo	TAT EYE
Face, nonspecific (use MIS field to further describe location)	TAT FACE
Forearm, nonspecific	TAT FARM
Forehead	TAT FHD
Full Body (Use only when the entire body - arms, legs, chest, and back are covered with tattoos.)	TAT FLB0DY
Finger, nonspecific	TAT FNGR
Foot, nonspecific	TAT F00T
Groin area	TAT GR0IN
Hand, nonspecific	TAT HAND
Head, nonspecific (use MIS field to further describe location)	TAT HEAD

Hip, nonspecific	TAT HIP
Knee, nonspecific	TAT KNEE
Ankle, left	TAT L ANKL
Arm, left	TAT L ARM
Breast, left	TAT L BRST
Buttock, left	TAT L BUTK
Calf, left	TAT L CALF
Cheek (face), left	TAT L CHK
Ear, left	TAT L EAR
Left Eye, tattoo	TAT L EYE
Finger(s), left hand	TAT L FGR
Foot, left	TAT L FOOT
Hip, left	TAT L HIP
Hand, left	TAT L HND
Knee, left	TAT L KNEE
Leg, left, nonspecific	TAT L LEG
Shoulder, left	TAT L SHLD
Thigh, left	TAT L THGH
Left Toe, tattoo	TAT L T0E
Wrist, left	TAT L WRS
Leg, nonspecific	TAT LEG
Elbow, left	TAT LELBOW
Forearm, left	TAT LF ARM
Lip, nonspecific	TAT LIP
Lip, lower	TAT LW LIP
Neck	TAT NECK
Nose	TAT NOSE
Penis	TAT PENIS
Ankle, right	TAT R ANKL
Arm, right	TAT R ARM
Breast, right	TAT R BRST
Buttock, right	TAT R BUTK
Calf, right	TAT R CALF
Cheek (face), right	TAT R CHK
Ear, right	TAT R EAR
Right Eye, tattoo	TAT R EYE
Finger(s), right hand	TAT R FGR
Foot, right	TAT R FOOT
Hip, right	TAT R HIP
Hand, right	TAT R HND
Knee, right	TAT R KNEE
Leg, right, nonspecific	TAT R LEG
Shoulder, right	TAT R SHLD
Thigh, right	TAT R THGH
Right Toe, tattoo	TAT R T0E
Wrist, right	TAT R WRS
Elbow, right	TAT RELBOW

Forearm, right	TAT RF ARM
Shoulder, nonspecific	TAT SHLD
Thigh, nonspecific	TAT THGH
Toe(s), nonspecific, tattoo	TAT T0E
Arm, left upper	TAT UL ARM
Lip, upper	TAT UP LIP
Arm, right upper	TAT UR ARM
Wrist, nonspecific	TAT WRS
Anticonvulsants (seizure medicines - includes: Dilantin Mysoline, Phenobarbital, etc.)	TD ACONVUL
Antidepressants (mood-lifters - (Mood lifters - includes: Amitriptylene, Elavil, Norpramine, Prozac, Triavil, Zoloft, etc.)	TD ADEPRES
Analgesics (pain relievers -includes: Darvon, Acetominophen, Aspirin, etc.)	TD ANALGES
Antibiotics	TD ANBTCS
Anti-Inflammatory Medication	TD ANTINFL
Bronchial Dilators (Includes inhalers)	TD BRNCHDL
Cardiac (heart medications - includes: Digitalis, Digoxin, etc.)	TD CARDIAC
Hypnotics (sleeping aides -includes: Barbiturates, Chloral Hydrate, Glutethemide, etc.)	TD HYPNOTI
Insulin	TD INSULIN
Ritalin	TD RITALIN
Tranquilizers (includes: Valium, Thorazine, Stellazine, etc.)	TD TRANQUI
Other therapeutic medications not listed above, identify in the MIS Field.	TD OTHER

Transsexual (Miscellaneous field should indicate what the individual was at birth and what they are at the time the record is entered into NCIC.)	TRANSSXL
Transvestite	TRANSVST
Tube in left ear	TUBE L EAR
Tube in right ear	TUBE R EAR
Vascular prosthesis	VASC PR0TH
Wheelchair	WHEELCHAIR
Wire sutures	WIRE SUTUR
Orthopedic nail or pin	0RTH NAIL
Orthopedic plate	0RTH PLATE
Orthopedic screw	0RTH SCREW

Annex F Instance Document (informative)

This annex contains an example XML instance document file ("Instance_2007e.xml") containing all logical record types and illustrating the use of every data element.

```

1 <?xml version="1.0" encoding="UTF-8"?>
2 <itl:NISTBiometricInformationExchangePackage xmlns:xsi="http://www.w3.org/2001/XMLSchema-instance"
3   xsi:schemaLocation="http://biometrics.nist.gov/standard/2-2008/ITL-2007f-Package.xsd"
4   xmlns:ansi-nist="http://niem.gov/niem/ansi-nist/2.0"
5   xmlns:itl="http://biometrics.nist.gov/standard/2-2008"
6   xmlns:s="http://niem.gov/niem/structures/2.0"
7   xmlns:nc="http://niem.gov/niem/niem-core/2.0"
8   xmlns:xsd="http://www.w3.org/2001/XMLSchema">
9   <!-- ===== -->
10  <!-- RECORD TYPE 01 -->
11  <!-- ===== -->
12  <itl:PackageInformationRecord>
13    <ansi-nist:RecordCategoryCode>01</ansi-nist:RecordCategoryCode>
14    <ansi-nist:Transaction>
15      <!-- ===== fieldID="1.005" fieldMnemonic="DAT" == -->
16      <ansi-nist:TransactionDate>
17        <nc:Date>2007-07-06</nc:Date>
18      </ansi-nist:TransactionDate>
19      <!-- ===== fieldID="1.007" fieldMnemonic="DAI" == -->
20      <ansi-nist:TransactionDestinationOrganization>
21        <nc:OrganizationIdentification>
22          <nc:IdentificationID>WI013415Y</nc:IdentificationID>
23        </nc:OrganizationIdentification>
24        <nc:OrganizationName>WI Crime Information Bureau</nc:OrganizationName>
25      </ansi-nist:TransactionDestinationOrganization>
26      <!-- ===== fieldID="1.008" fieldMnemonic="ORI" == -->
27      <ansi-nist:TransactionOriginatingOrganization>

```



```
1      <nc:OrganizationIdentification>
2          <nc:IdentificationID>WI013415Y</nc:IdentificationID>
3      </nc:OrganizationIdentification>
4      <nc:OrganizationName>WI Crime Information Bureau</nc:OrganizationName>
5  </ansi-nist:TransactionOriginatingOrganization>
6  <!-- ===== fieldID="1.014" fieldMnemonic="GMT" == -->
7  <ansi-nist:TransactionUTCDate>
8      <nc:DateTime>2005-11-05T05:25:00Z</nc:DateTime>
9  </ansi-nist:TransactionUTCDate>
10 <!-- ===== fieldID="1.009" fieldMnemonic="TCN" == -->
11 <ansi-nist:TransactionControlIdentification>
12     <nc:IdentificationID>56839</nc:IdentificationID>
13 </ansi-nist:TransactionControlIdentification>
14 <!-- ===== fieldID="1.010" fieldMnemonic="TCR" == -->
15 <ansi-nist:TransactionControlReferenceIdentification>
16     <nc:IdentificationID>29385</nc:IdentificationID>
17 </ansi-nist:TransactionControlReferenceIdentification>
18 <!-- ===== fieldID="1.013" fieldMnemonic="DOM" == -->
19 <ansi-nist:TransactionDomain>
20     <ansi-nist:DomainVersionNumberIdentification>
21         <nc:IdentificationID>7.02</nc:IdentificationID>
22     </ansi-nist:DomainVersionNumberIdentification>
23     <ansi-nist:OrganizationName>NORAM</ansi-nist:OrganizationName>
24 </ansi-nist:TransactionDomain>
25 <ansi-nist:TransactionImageResolutionDetails>
26     <!-- ===== fieldID="1.011" fieldMnemonic="NSR" == -->
27     <ansi-nist:NativeScanningResolutionValue>19.69</ansi-nist:NativeScanningResolutionValue>
28     <!-- ===== fieldID="1.012" fieldMnemonic="NTR" == -->
29     <ansi-nist:NominalTransmittingResolutionValue>19.69</ansi-nist:NominalTransmittingResolutionValue>
30 </ansi-nist:TransactionImageResolutionDetails>
31 <!-- ===== fieldID="1.002" fieldMnemonic="VER" == -->
32 <ansi-nist:TransactionMajorVersionValue>04</ansi-nist:TransactionMajorVersionValue>
33 <ansi-nist:TransactionMinorVersionValue>00</ansi-nist:TransactionMinorVersionValue>
34 <!-- ===== fieldID="1.006" fieldMnemonic="PRY" == -->
35 <ansi-nist:TransactionPriorityValue>5</ansi-nist:TransactionPriorityValue>
36 <!-- ===== fieldID="1.004" fieldMnemonic="TOT" == -->
37 <ansi-nist:TransactionCategoryCode>CAR</ansi-nist:TransactionCategoryCode>
```

```
1      <!-- ===== fieldID="1.003" fieldMnemonic="CNT" == -->
2      <ansi-nist:TransactionContentSummary>
3          <ansi-nist:ContentFirstRecordCategoryCode>1</ansi-nist:ContentFirstRecordCategoryCode>
4          <ansi-nist:ContentRecordCount>21</ansi-nist:ContentRecordCount>
5          <ansi-nist:ContentRecordSummary>
6              <ansi-nist:ImageReferenceIdentification>
7                  <nc:IdentificationID>00</nc:IdentificationID>
8              </ansi-nist:ImageReferenceIdentification>
9              <ansi-nist:RecordCategoryCode>02</ansi-nist:RecordCategoryCode>
10         </ansi-nist:ContentRecordSummary>
11         <ansi-nist:ContentRecordSummary>
12             <ansi-nist:ImageReferenceIdentification>
13                 <nc:IdentificationID>01</nc:IdentificationID>
14             </ansi-nist:ImageReferenceIdentification>
15             <ansi-nist:RecordCategoryCode>03</ansi-nist:RecordCategoryCode>
16         </ansi-nist:ContentRecordSummary>
17         <ansi-nist:ContentRecordSummary>
18             <ansi-nist:ImageReferenceIdentification>
19                 <nc:IdentificationID>02</nc:IdentificationID>
20             </ansi-nist:ImageReferenceIdentification>
21             <ansi-nist:RecordCategoryCode>04</ansi-nist:RecordCategoryCode>
22         </ansi-nist:ContentRecordSummary>
23         <ansi-nist:ContentRecordSummary>
24             <ansi-nist:ImageReferenceIdentification>
25                 <nc:IdentificationID>03</nc:IdentificationID>
26             </ansi-nist:ImageReferenceIdentification>
27             <ansi-nist:RecordCategoryCode>05</ansi-nist:RecordCategoryCode>
28         </ansi-nist:ContentRecordSummary>
29         <ansi-nist:ContentRecordSummary>
30             <ansi-nist:ImageReferenceIdentification>
31                 <nc:IdentificationID>04</nc:IdentificationID>
32             </ansi-nist:ImageReferenceIdentification>
33             <ansi-nist:RecordCategoryCode>06</ansi-nist:RecordCategoryCode>
34         </ansi-nist:ContentRecordSummary>
35         <ansi-nist:ContentRecordSummary>
36             <ansi-nist:ImageReferenceIdentification>
37                 <nc:IdentificationID>05</nc:IdentificationID>
```

```
1      </ansi-nist:ImageReferenceIdentification>
2      <ansi-nist:RecordCategoryCode>07</ansi-nist:RecordCategoryCode>
3  </ansi-nist:ContentRecordSummary>
4  <ansi-nist:ContentRecordSummary>
5      <ansi-nist:ImageReferenceIdentification>
6          <nc:IdentificationID>06</nc:IdentificationID>
7      </ansi-nist:ImageReferenceIdentification>
8      <ansi-nist:RecordCategoryCode>08</ansi-nist:RecordCategoryCode>
9  </ansi-nist:ContentRecordSummary>
10 <ansi-nist:ContentRecordSummary>
11     <ansi-nist:ImageReferenceIdentification>
12         <nc:IdentificationID>06</nc:IdentificationID>
13     </ansi-nist:ImageReferenceIdentification>
14     <ansi-nist:RecordCategoryCode>08</ansi-nist:RecordCategoryCode>
15 </ansi-nist:ContentRecordSummary>
16 <ansi-nist:ContentRecordSummary>
17     <ansi-nist:ImageReferenceIdentification>
18         <nc:IdentificationID>07</nc:IdentificationID>
19     </ansi-nist:ImageReferenceIdentification>
20     <ansi-nist:RecordCategoryCode>09</ansi-nist:RecordCategoryCode>
21 </ansi-nist:ContentRecordSummary>
22 <ansi-nist:ContentRecordSummary>
23     <ansi-nist:ImageReferenceIdentification>
24         <nc:IdentificationID>08</nc:IdentificationID>
25     </ansi-nist:ImageReferenceIdentification>
26     <ansi-nist:RecordCategoryCode>10</ansi-nist:RecordCategoryCode>
27 </ansi-nist:ContentRecordSummary>
28 <ansi-nist:ContentRecordSummary>
29     <ansi-nist:ImageReferenceIdentification>
30         <nc:IdentificationID>08</nc:IdentificationID>
31     </ansi-nist:ImageReferenceIdentification>
32     <ansi-nist:RecordCategoryCode>10</ansi-nist:RecordCategoryCode>
33 </ansi-nist:ContentRecordSummary>
34 <ansi-nist:ContentRecordSummary>
35     <ansi-nist:ImageReferenceIdentification>
36         <nc:IdentificationID>09</nc:IdentificationID>
37     </ansi-nist:ImageReferenceIdentification>
```

```
1      <ansi-nist:RecordCategoryCode>13</ansi-nist:RecordCategoryCode>
2    </ansi-nist:ContentRecordSummary>
3  <ansi-nist:ContentRecordSummary>
4    <ansi-nist:ImageReferenceIdentification>
5      <nc:IdentificationID>09</nc:IdentificationID>
6    </ansi-nist:ImageReferenceIdentification>
7    <ansi-nist:RecordCategoryCode>13</ansi-nist:RecordCategoryCode>
8  </ansi-nist:ContentRecordSummary>
9  <ansi-nist:ContentRecordSummary>
10   <ansi-nist:ImageReferenceIdentification>
11     <nc:IdentificationID>09</nc:IdentificationID>
12   </ansi-nist:ImageReferenceIdentification>
13   <ansi-nist:RecordCategoryCode>13</ansi-nist:RecordCategoryCode>
14 </ansi-nist:ContentRecordSummary>
15 <ansi-nist:ContentRecordSummary>
16   <ansi-nist:ImageReferenceIdentification>
17     <nc:IdentificationID>10</nc:IdentificationID>
18   </ansi-nist:ImageReferenceIdentification>
19   <ansi-nist:RecordCategoryCode>14</ansi-nist:RecordCategoryCode>
20 </ansi-nist:ContentRecordSummary>
21 <ansi-nist:ContentRecordSummary>
22   <ansi-nist:ImageReferenceIdentification>
23     <nc:IdentificationID>11</nc:IdentificationID>
24   </ansi-nist:ImageReferenceIdentification>
25   <ansi-nist:RecordCategoryCode>14</ansi-nist:RecordCategoryCode>
26 </ansi-nist:ContentRecordSummary>
27 <ansi-nist:ContentRecordSummary>
28   <ansi-nist:ImageReferenceIdentification>
29     <nc:IdentificationID>12</nc:IdentificationID>
30   </ansi-nist:ImageReferenceIdentification>
31   <ansi-nist:RecordCategoryCode>14</ansi-nist:RecordCategoryCode>
32 </ansi-nist:ContentRecordSummary>
33 <ansi-nist:ContentRecordSummary>
34   <ansi-nist:ImageReferenceIdentification>
35     <nc:IdentificationID>13</nc:IdentificationID>
36   </ansi-nist:ImageReferenceIdentification>
37   <ansi-nist:RecordCategoryCode>15</ansi-nist:RecordCategoryCode>
```

```

1      </ansi-nist:ContentRecordSummary>
2      <ansi-nist:ContentRecordSummary>
3          <ansi-nist:ImageReferenceIdentification>
4              <nc:IdentificationID>14</nc:IdentificationID>
5          </ansi-nist:ImageReferenceIdentification>
6          <ansi-nist:RecordCategoryCode>16</ansi-nist:RecordCategoryCode>
7      </ansi-nist:ContentRecordSummary>
8      <ansi-nist:ContentRecordSummary>
9          <ansi-nist:ImageReferenceIdentification>
10             <nc:IdentificationID>15</nc:IdentificationID>
11         </ansi-nist:ImageReferenceIdentification>
12         <ansi-nist:RecordCategoryCode>17</ansi-nist:RecordCategoryCode>
13     </ansi-nist:ContentRecordSummary>
14     <ansi-nist:ContentRecordSummary>
15         <ansi-nist:ImageReferenceIdentification>
16             <nc:IdentificationID>16</nc:IdentificationID>
17         </ansi-nist:ImageReferenceIdentification>
18         <ansi-nist:RecordCategoryCode>99</ansi-nist:RecordCategoryCode>
19     </ansi-nist:ContentRecordSummary>
20 </ansi-nist:TransactionContentSummary>
21 <!-- ===== fieldID="1.015" fieldMnemonic="DCS" == -->
22 <ansi-nist:TransactionCharacterSetDirectory>
23     <ansi-nist:CharacterSetCommonNameCode>ASCII 7-bit English</ansi-nist:CharacterSetCommonNameCode>
24     <ansi-nist:CharacterSetIndexCode>000</ansi-nist:CharacterSetIndexCode>
25     <ansi-nist:CharacterSetVersionIdentification>
26         <nc:IdentificationID>000</nc:IdentificationID>
27     </ansi-nist:CharacterSetVersionIdentification>
28 </ansi-nist:TransactionCharacterSetDirectory>
29 </ansi-nist:Transaction>
30 </itl:PackageInformationRecord>
31
32 <!-- ===== -->
33 <!-- RECORD TYPE 02 -->
34 <!-- ===== -->
35 <itl:PackageDescriptiveTextRecord>
36     <ansi-nist:RecordCategoryCode>02</ansi-nist:RecordCategoryCode>
37     <!-- ===== fieldID="2.002" fieldMnemonic="IDC" == -->

```

```

1  <ansi-nist:ImageReferenceIdentification>
2  <nc:IdentificationID>00</nc:IdentificationID>
3  </ansi-nist:ImageReferenceIdentification>
4  <!-- ===== fieldID="2.003 999" User-defined fields == -->
5  <itl:UserDefinedDescriptiveText>
6  <itl:ExampleDomainDefinedDescriptiveText>
7  <!-- Well-formed XML goes here. Users may define a substitute element. -->
8  </itl:ExampleDomainDefinedDescriptiveText>
9  <itl:ExampleOtherDescriptiveText>
10 <!-- Well-formed XML goes here. Users may define a substitute element. -->
11 </itl:ExampleOtherDescriptiveText>
12 </itl:UserDefinedDescriptiveText>
13 </itl:PackageDescriptiveTextRecord>
14
15 <!-- ===== -->
16 <!-- RECORD TYPE 03 Low Resolution Grayscale Fingerprint Image -->
17 <!-- ===== -->
18 <itl:PackageLowResolutionGrayscaleImageRecord>
19 <ansi-nist:RecordCategoryCode>03</ansi-nist:RecordCategoryCode>
20 <!-- =====fieldMnemonic="IDC" == -->
21 <ansi-nist:ImageReferenceIdentification>
22 <nc:IdentificationID>01</nc:IdentificationID>
23 </ansi-nist:ImageReferenceIdentification>
24 <ansi-nist:FingerprintImage>
25 <!-- =====fieldMnemonic="DATA" == -->
26 <nc:BinaryBase64Object>mrHbPdrko3u1s7ahtgPBjtmO1s85tfG2U7bpofY9
27 4Czu2SbY7d7wF9fQ7ZptgGrtkO2a2dsJ7wZbe 8BlzvAmQ7xq+Y94GoHeEsR3ikWd4DIGhzmp3k42
28 d4DRmzs94DKveDTB3hqw6PeBLrtpPep0H/+h</nc:BinaryBase64Object>
29 <ansi-nist:ImageCaptureDetail>
30 <!-- =====fieldMnemonic="ISR" == -->
31 <ansi-nist:CaptureResolutionCode>1</ansi-nist:CaptureResolutionCode>
32 </ansi-nist:ImageCaptureDetail>
33 <!-- =====fieldMnemonic="GCA" == -->
34 <ansi-nist:ImageCompressionAlgorithmCode>0</ansi-nist:ImageCompressionAlgorithmCode>
35 <!-- =====fieldMnemonic="HLL" == -->
36 <ansi-nist:ImageHorizontalLineLengthPixelQuantity>80</ansi-nist:ImageHorizontalLineLengthPixelQuantity>
37 <!-- =====fieldMnemonic="VLL" == -->

```

```

1      <ansi-nist:ImageVerticalLineLengthPixelQuantity>65</ansi-nist:ImageVerticalLineLengthPixelQuantity>
2      <!-- =====fieldMnemonic="FGP" == -->
3      <ansi-nist:FingerprintImagePosition>
4          <ansi-nist:FingerPositionCode>2</ansi-nist:FingerPositionCode>
5          <ansi-nist:FingerPositionCode>3</ansi-nist:FingerPositionCode>
6          <ansi-nist:FingerPositionCode>255</ansi-nist:FingerPositionCode>
7          <ansi-nist:FingerPositionCode>255</ansi-nist:FingerPositionCode>
8          <ansi-nist:FingerPositionCode>255</ansi-nist:FingerPositionCode>
9          <ansi-nist:FingerPositionCode>255</ansi-nist:FingerPositionCode>
10     </ansi-nist:FingerprintImagePosition>
11     <!-- =====fieldMnemonic="IMP" == -->
12     <ansi-nist:FingerprintImageImpressionCaptureCategoryCode>3</ansi-nist:FingerprintImageImpressionCaptureCategoryCode>
13 </ansi-nist:FingerprintImage>
14 </itl:PackageLowResolutionGrayscaleImageRecord>
15
16 <!-- ===== -->
17 <!--          RECORD TYPE 04   High Resolution Grayscale Fingerprint Image          -->
18 <!-- ===== -->
19 <itl:PackageHighResolutionGrayscaleImageRecord>
20     <ansi-nist:RecordCategoryCode>04</ansi-nist:RecordCategoryCode>
21     <!-- =====fieldMnemonic="IDC" == -->
22     <ansi-nist:ImageReferenceIdentification>
23         <nc:IdentificationID>02</nc:IdentificationID>
24     </ansi-nist:ImageReferenceIdentification>
25     <ansi-nist:FingerprintImage>
26         <!-- =====fieldMnemonic="DATA" == -->
27         <nc:BinaryBase64Object>mrHbPdrko3u1s7ahtgPBjtmO1s85tfG2U7bpofY9
28             4Czu2SbY7d7wF9fQ7ZptgGrtkO2a2dsJ7wZbe 8BlzvAmQ7xq+Y94GoHeEsR3ikWd4DIGhzmp3k42
29             d4DRmzs94DKveDTB3hqw6PeBLrtpPep0H/+h</nc:BinaryBase64Object>
30     <ansi-nist:ImageCaptureDetail>
31         <!-- =====fieldMnemonic="ISR" == -->
32         <ansi-nist:CaptureResolutionCode>1</ansi-nist:CaptureResolutionCode>
33     </ansi-nist:ImageCaptureDetail>
34     <!-- =====fieldMnemonic="GCA" == -->
35     <ansi-nist:ImageCompressionAlgorithmCode>1</ansi-nist:ImageCompressionAlgorithmCode>
36     <!-- =====fieldMnemonic="HLL" == -->
37     <ansi-nist:ImageHorizontalLineLengthPixelQuantity>80</ansi-nist:ImageHorizontalLineLengthPixelQuantity>

```

```

1      <!-- =====fieldMnemonic="VLL" == -->
2      <ansi-nist:ImageVerticalLineLengthPixelQuantity>65</ansi-nist:ImageVerticalLineLengthPixelQuantity>
3      <!-- =====fieldMnemonic="FGP" == -->
4      <ansi-nist:FingerprintImagePosition>
5          <ansi-nist:FingerPositionCode>2</ansi-nist:FingerPositionCode>
6          <ansi-nist:FingerPositionCode>3</ansi-nist:FingerPositionCode>
7          <ansi-nist:FingerPositionCode>255</ansi-nist:FingerPositionCode>
8          <ansi-nist:FingerPositionCode>255</ansi-nist:FingerPositionCode>
9          <ansi-nist:FingerPositionCode>255</ansi-nist:FingerPositionCode>
10         <ansi-nist:FingerPositionCode>255</ansi-nist:FingerPositionCode>
11     </ansi-nist:FingerprintImagePosition>
12     <!-- =====fieldMnemonic="IMP" == -->
13     <ansi-nist:FingerprintImageImpressionCaptureCategoryCode>3</ansi-nist:FingerprintImageImpressionCaptureCategoryCode>
14 </ansi-nist:FingerprintImage>
15 </itl:PackageHighResolutionGrayscaleImageRecord>
16
17 <!-- ===== -->
18 <!-- RECORD TYPE 05 Low Resolution Binary Fingerprint Image -->
19 <!-- ===== -->
20 <itl:PackageLowResolutionBinaryImageRecord>
21     <ansi-nist:RecordCategoryCode>05</ansi-nist:RecordCategoryCode>
22     <!-- =====fieldMnemonic="IDC" == -->
23     <ansi-nist:ImageReferenceIdentification>
24         <nc:IdentificationID>03</nc:IdentificationID>
25     </ansi-nist:ImageReferenceIdentification>
26     <ansi-nist:FingerprintImage>
27         <!-- =====fieldMnemonic="DATA" == -->
28         <nc:BinaryBase64Object>mrHbPdrko3u1s7ahtgPBjtmO1s85tfG2U7bpofY9
29             4Czu2SbY7d7wF9fQ7ZptgGrtkO2a2dsJ7wZbe 8BlzvAmQ7xq+Y94GoHeEsR3ikWd4DIGhzmp3k42
30             d4DRmzs94DKveDTB3hqw6PeBLrtpPep0H/+h</nc:BinaryBase64Object>
31     <ansi-nist:ImageCaptureDetail>
32         <!-- =====fieldMnemonic="ISR" == -->
33         <ansi-nist:CaptureResolutionCode>1</ansi-nist:CaptureResolutionCode>
34     </ansi-nist:ImageCaptureDetail>
35     <!-- =====fieldMnemonic="BCA" == -->
36     <ansi-nist:ImageCompressionAlgorithmCode>1</ansi-nist:ImageCompressionAlgorithmCode>
37     <!-- =====fieldMnemonic="HLL" == -->

```



```
1      <ansi-nist:ImageHorizontalLineLengthPixelQuantity>80</ansi-nist:ImageHorizontalLineLengthPixelQuantity>
2      <!-- =====fieldMnemonic="VLL" == -->
3      <ansi-nist:ImageVerticalLineLengthPixelQuantity>65</ansi-nist:ImageVerticalLineLengthPixelQuantity>
4      <!-- =====fieldMnemonic="FGP" == -->
5      <ansi-nist:FingerprintImagePosition>
6          <ansi-nist:FingerPositionCode>2</ansi-nist:FingerPositionCode>
7          <ansi-nist:FingerPositionCode>3</ansi-nist:FingerPositionCode>
8          <ansi-nist:FingerPositionCode>255</ansi-nist:FingerPositionCode>
9          <ansi-nist:FingerPositionCode>255</ansi-nist:FingerPositionCode>
10         <ansi-nist:FingerPositionCode>255</ansi-nist:FingerPositionCode>
11         <ansi-nist:FingerPositionCode>255</ansi-nist:FingerPositionCode>
12     </ansi-nist:FingerprintImagePosition>
13     <!-- =====fieldMnemonic="IMP" == -->
14     <ansi-nist:FingerprintImageImpressionCaptureCategoryCode>3</ansi-nist:FingerprintImageImpressionCaptureCategoryCode>
15 </ansi-nist:FingerprintImage>
16 </itl:PackageLowResolutionBinaryImageRecord>
17
18 <!-- ===== -->
19 <!--          RECORD TYPE 06   High Resolution Binary Fingerprint Image          -->
20 <!-- ===== -->
21 <itl:PackageHighResolutionBinaryImageRecord>
22     <ansi-nist:RecordCategoryCode>06</ansi-nist:RecordCategoryCode>
23     <!-- =====fieldMnemonic="IDC" == -->
24     <ansi-nist:ImageReferenceIdentification>
25         <nc:IdentificationID>04</nc:IdentificationID>
26     </ansi-nist:ImageReferenceIdentification>
27     <ansi-nist:FingerprintImage>
28         <!-- =====fieldMnemonic="DATA" == -->
29         <nc:BinaryBase64Object>mrHbPdrko3u1s7ahtgPBjtmO1s85tfG2U7bpofY9
30             4Czu2SbY7d7wF9fQ7ZptgGrtkO2a2dsJ7wZbe 8BlzvAmQ7xq+Y94GoHeEsR3ikWd4DIGhzmp3k42
31             d4DRmzs94DKveDTB3hqw6PeBLrtpPep0H/+h</nc:BinaryBase64Object>
32     <ansi-nist:ImageCaptureDetail>
33         <!-- =====fieldMnemonic="ISR" == -->
34         <ansi-nist:CaptureResolutionCode>1</ansi-nist:CaptureResolutionCode>
35     </ansi-nist:ImageCaptureDetail>
36     <!-- =====fieldMnemonic="BCA" == -->
37     <ansi-nist:ImageCompressionAlgorithmCode>1</ansi-nist:ImageCompressionAlgorithmCode>
```

```

1      <!-- =====fieldMnemonic="HLL" == -->
2      <ansi-nist:ImageHorizontalLineLengthPixelQuantity>80</ansi-nist:ImageHorizontalLineLengthPixelQuantity>
3      <!-- =====fieldMnemonic="VLL" == -->
4      <ansi-nist:ImageVerticalLineLengthPixelQuantity>65</ansi-nist:ImageVerticalLineLengthPixelQuantity>
5      <!-- =====fieldMnemonic="FGP" == -->
6      <ansi-nist:FingerprintImagePosition>
7          <ansi-nist:FingerPositionCode>2</ansi-nist:FingerPositionCode>
8          <ansi-nist:FingerPositionCode>3</ansi-nist:FingerPositionCode>
9          <ansi-nist:FingerPositionCode>255</ansi-nist:FingerPositionCode>
10         <ansi-nist:FingerPositionCode>255</ansi-nist:FingerPositionCode>
11         <ansi-nist:FingerPositionCode>255</ansi-nist:FingerPositionCode>
12         <ansi-nist:FingerPositionCode>255</ansi-nist:FingerPositionCode>
13     </ansi-nist:FingerprintImagePosition>
14     <!-- =====fieldMnemonic="IMP" == -->
15     <ansi-nist:FingerprintImageImpressionCaptureCategoryCode>3</ansi-nist:FingerprintImageImpressionCaptureCategoryCode>
16 </ansi-nist:FingerprintImage>
17 </itl:PackageHighResolutionBinaryImageRecord>
18
19 <!-- ===== -->
20 <!--          RECORD TYPE 07   User-defined Image Record          -->
21 <!-- ===== -->
22 <itl:PackageUserDefinedImageRecord>
23     <ansi-nist:RecordCategoryCode>07</ansi-nist:RecordCategoryCode>
24     <!-- =====fieldMnemonic="IDC" == -->
25     <ansi-nist:ImageReferenceIdentification>
26         <nc:IdentificationID>05</nc:IdentificationID>
27     </ansi-nist:ImageReferenceIdentification>
28     <itl:ExampleRecordImage>
29         <!-- Well-formed XML goes here.  Users may define a substitute element. -->
30     </itl:ExampleRecordImage>
31 </itl:PackageUserDefinedImageRecord>
32
33 <!-- ===== -->
34 <!--          RECORD TYPE 08   Signature Image Record (with scanned image)          -->
35 <!-- ===== -->
36 <itl:PackageSignatureImageRecord>
37     <ansi-nist:RecordCategoryCode>08</ansi-nist:RecordCategoryCode>

```

```

1      <!-- =====fieldMnemonic="IDC" == -->
2      <ansi-nist:ImageReferenceIdentification>
3          <nc:IdentificationID>06</nc:IdentificationID>
4      </ansi-nist:ImageReferenceIdentification>
5      <ansi-nist:SignatureImage>
6          <!-- =====Scanned Image Data ===== -->
7          <nc:BinaryBase64Object>mrHbPdrko3u1s7ahtgPBjtmO1s85tfG2U7bpofY9
8              4Czu2SbY7d7wF9fQ7ZptgGrtkO2a2dsJ7wZbe 8BlzvAmQ7xq+Y94GoHeEsR3ikWd4DIGhzmp3k42
9              d4DRmzs94DKveDTB3hqw6PeBLrtpPep0H/+h</nc:BinaryBase64Object>
10         <ansi-nist:ImageCaptureDetail>
11             <!-- =====fieldMnemonic="ISR" == -->
12             <ansi-nist:CaptureResolutionCode>1</ansi-nist:CaptureResolutionCode>
13         </ansi-nist:ImageCaptureDetail>
14         <!-- =====fieldMnemonic="HLL" == -->
15         <ansi-nist:ImageHorizontalLineLengthPixelQuantity>80</ansi-nist:ImageHorizontalLineLengthPixelQuantity>
16         <!-- =====fieldMnemonic="VLL" == -->
17         <ansi-nist:ImageVerticalLineLengthPixelQuantity>65</ansi-nist:ImageVerticalLineLengthPixelQuantity>
18         <!-- =====fieldMnemonic="SRT" == -->
19         <ansi-nist:SignatureRepresentationCode>1</ansi-nist:SignatureRepresentationCode>
20         <!-- =====fieldMnemonic="SIG" == -->
21         <ansi-nist:SignatureCategoryCode>0</ansi-nist:SignatureCategoryCode>
22     </ansi-nist:SignatureImage>
23 </itl:PackageSignatureImageRecord>
24
25 <!-- ===== -->
26 <!--          RECORD TYPE 08   Signature Image Record (with vector image)          -->
27 <!-- ===== -->
28 <itl:PackageSignatureImageRecord>
29     <ansi-nist:RecordCategoryCode>08</ansi-nist:RecordCategoryCode>
30     <!-- =====fieldMnemonic="IDC" == -->
31     <ansi-nist:ImageReferenceIdentification>
32         <nc:IdentificationID>06</nc:IdentificationID>
33     </ansi-nist:ImageReferenceIdentification>
34     <ansi-nist:SignatureImage>
35         <!-- =====Vectored Image Data ===== -->
36         <ansi-nist:SignatureImageVectorRepresentation>
37             <ansi-nist:SignatureImageVector>

```

```

1      <ansi-nist:VectorPenPressureValue>254</ansi-nist:VectorPenPressureValue>
2      <ansi-nist:VectorPositionVerticalCoordinateValue>0</ansi-nist:VectorPositionVerticalCoordinateValue>
3      <ansi-nist:VectorPositionHorizontalCoordinateValue>0</ansi-nist:VectorPositionHorizontalCoordinateValue>
4      </ansi-nist:SignatureImageVector>
5      <ansi-nist:SignatureImageVector>
6          <ansi-nist:VectorPenPressureValue>1</ansi-nist:VectorPenPressureValue>
7          <ansi-nist:VectorPositionVerticalCoordinateValue>5</ansi-nist:VectorPositionVerticalCoordinateValue>
8          <ansi-nist:VectorPositionHorizontalCoordinateValue>5</ansi-nist:VectorPositionHorizontalCoordinateValue>
9      </ansi-nist:SignatureImageVector>
10     </ansi-nist:SignatureImageVectorRepresentation>
11     <!-- =====fieldMnemonic="SRT" == -->
12     <ansi-nist:SignatureRepresentationCode>2</ansi-nist:SignatureRepresentationCode>
13     <!-- =====fieldMnemonic="SIG" == -->
14     <ansi-nist:SignatureCategoryCode>0</ansi-nist:SignatureCategoryCode>
15 </ansi-nist:SignatureImage>
16 </itl:PackageSignatureImageRecord>
17
18 <!-- ===== -->
19 <!--          RECORD TYPE 09   Minutiae Data Record          -->
20 <!-- ===== -->
21 <itl:PackageMinutiaeRecord>
22     <ansi-nist:RecordCategoryCode>09</ansi-nist:RecordCategoryCode>
23     <!-- ===== fieldID="9.002" fieldMnemonic="IDC" == -->
24     <ansi-nist:ImageReferenceIdentification>
25         <nc:IdentificationID>07</nc:IdentificationID>
26     </ansi-nist:ImageReferenceIdentification>
27     <!-- ===== fieldID="9.003" fieldMnemonic="IMP" == -->
28     <ansi-nist:MinutiaeImpressionCaptureCategoryCode>4</ansi-nist:MinutiaeImpressionCaptureCategoryCode>
29     <!-- ===== fieldID="9.004" fieldMnemonic="FMT" == -->
30     <ansi-nist:MinutiaeFormatNISTStandardIndicator>true</ansi-nist:MinutiaeFormatNISTStandardIndicator>
31     <itl:Minutiae>
32         <itl:MinutiaeNISTStandard>
33             <!-- ===== fieldID="9.012" fieldMnemonic="MRC" == -->
34             <itl:MinutiaDetail>
35                 <ansi-nist:PositionHorizontalCoordinateValue>0486</ansi-nist:PositionHorizontalCoordinateValue>
36                 <ansi-nist:PositionVerticalCoordinateValue>2839</ansi-nist:PositionVerticalCoordinateValue>
37                 <ansi-nist:MinutiaIdentification>

```

```

1      <nc:IdentificationID>1</nc:IdentificationID>
2      </ansi-nist:MinutiaIdentification>
3      <ansi-nist:PositionThetaAngleMeasure>048</ansi-nist:PositionThetaAngleMeasure>
4      <ansi-nist:MinutiaQualityValue>1</ansi-nist:MinutiaQualityValue>
5      <ansi-nist:MinutiaCategoryCode>B</ansi-nist:MinutiaCategoryCode>
6      <ansi-nist:MinutiaRidgeCount>
7          <ansi-nist:RidgeCountReferenceIdentification>
8              <nc:IdentificationID>2</nc:IdentificationID>
9          </ansi-nist:RidgeCountReferenceIdentification>
10         <ansi-nist:RidgeCountValue>6</ansi-nist:RidgeCountValue>
11     </ansi-nist:MinutiaRidgeCount>
12     <ansi-nist:MinutiaRidgeCount>
13         <ansi-nist:RidgeCountReferenceIdentification>
14             <nc:IdentificationID>8</nc:IdentificationID>
15         </ansi-nist:RidgeCountReferenceIdentification>
16         <ansi-nist:RidgeCountValue>3</ansi-nist:RidgeCountValue>
17     </ansi-nist:MinutiaRidgeCount>
18 </itl:MinutiaDetail>
19 <itl:MinutiaDetail>
20     <ansi-nist:PositionHorizontalCoordinateValue>4859</ansi-nist:PositionHorizontalCoordinateValue>
21     <ansi-nist:PositionVerticalCoordinateValue>0473</ansi-nist:PositionVerticalCoordinateValue>
22     <ansi-nist:MinutiaIdentification>
23         <nc:IdentificationID>1</nc:IdentificationID>
24     </ansi-nist:MinutiaIdentification>
25     <ansi-nist:PositionThetaAngleMeasure>256</ansi-nist:PositionThetaAngleMeasure>
26     <ansi-nist:MinutiaQualityValue>63</ansi-nist:MinutiaQualityValue>
27     <ansi-nist:MinutiaCategoryCode>A</ansi-nist:MinutiaCategoryCode>
28     <ansi-nist:MinutiaRidgeCount>
29         <ansi-nist:RidgeCountReferenceIdentification>
30             <nc:IdentificationID>14</nc:IdentificationID>
31         </ansi-nist:RidgeCountReferenceIdentification>
32         <ansi-nist:RidgeCountValue>4</ansi-nist:RidgeCountValue>
33     </ansi-nist:MinutiaRidgeCount>
34 </itl:MinutiaDetail>
35 <!-- ===== fieldID="9.010" fieldMnemonic="MIN" == -->
36 <ansi-nist:MinutiaeQuantity>2</ansi-nist:MinutiaeQuantity>
37 <!-- ===== fieldID="9.005" fieldMnemonic="OFR" == -->

```

```
1      <ansi-nist:MinutiaeReadingSystem>
2          <ansi-nist:ReadingSystemCodingMethodCode>E</ansi-nist:ReadingSystemCodingMethodCode>
3          <ansi-nist:ReadingSystemName>Universal Latent Workstation</ansi-nist:ReadingSystemName>
4          <ansi-nist:ReadingSystemSubsystemIdentification>
5              <nc:IdentificationID>AA</nc:IdentificationID>
6          </ansi-nist:ReadingSystemSubsystemIdentification>
7      </ansi-nist:MinutiaeReadingSystem>
8      <!-- ===== fieldID="9.011" fieldMnemonic="RDG" == -->
9      <ansi-nist:MinutiaeRidgeCountIndicator>true</ansi-nist:MinutiaeRidgeCountIndicator>
10     </itl:MinutiaeNISTStandard>
11     <!-- ===== fieldID="9.008" fieldMnemonic="CRP" == -->
12     <ansi-nist:MinutiaeFingerCorePosition>
13         <ansi-nist:PositionHorizontalCoordinateValue>0035</ansi-nist:PositionHorizontalCoordinateValue>
14         <ansi-nist:PositionVerticalCoordinateValue>0045</ansi-nist:PositionVerticalCoordinateValue>
15     </ansi-nist:MinutiaeFingerCorePosition>
16     <ansi-nist:MinutiaeFingerCorePosition>
17         <ansi-nist:PositionHorizontalCoordinateValue>0038</ansi-nist:PositionHorizontalCoordinateValue>
18         <ansi-nist:PositionVerticalCoordinateValue>0048</ansi-nist:PositionVerticalCoordinateValue>
19     </ansi-nist:MinutiaeFingerCorePosition>
20     <!-- ===== fieldID="9.009" fieldMnemonic="DLT" == -->
21     <ansi-nist:MinutiaeFingerDeltaPosition>
22         <ansi-nist:PositionHorizontalCoordinateValue>0158</ansi-nist:PositionHorizontalCoordinateValue>
23         <ansi-nist:PositionVerticalCoordinateValue>1948</ansi-nist:PositionVerticalCoordinateValue>
24     </ansi-nist:MinutiaeFingerDeltaPosition>
25     <!-- ===== fieldID="9.007" fieldMnemonic="FPC" == -->
26     <itl:MinutiaeFingerPatternDetail>
27         <itl:FingerPatternCodeSourceCode>T</itl:FingerPatternCodeSourceCode>
28         <ansi-nist:FingerPatternCode>PW</ansi-nist:FingerPatternCode>
29     </itl:MinutiaeFingerPatternDetail>
30     <!-- ===== fieldID="9.006" fieldMnemonic="FGP" == -->
31     <ansi-nist:MinutiaeFingerPositionCode>5</ansi-nist:MinutiaeFingerPositionCode>
32     <ansi-nist:MinutiaeFingerPositionCode>6</ansi-nist:MinutiaeFingerPositionCode>
33     <ansi-nist:MinutiaePalmPositionCode>22</ansi-nist:MinutiaePalmPositionCode>
34 </itl:Minutiae>
35 </itl:PackageMinutiaeRecord>
36
37
```

```

1 <!-- ===== -->
2 <!-- RECORD TYPE 10 Facial Image Record -->
3 <!-- ===== -->
4 <itl:PackageFacialAndSMTImageRecord>
5 <ansi-nist:RecordCategoryCode>10</ansi-nist:RecordCategoryCode>
6 <!-- ===== fieldID="10.002" fieldMnemonic="IDC" == -->
7 <ansi-nist:ImageReferenceIdentification>
8 <nc:IdentificationID>08</nc:IdentificationID>
9 </ansi-nist:ImageReferenceIdentification>
10 <!-- ===== fieldID="10.200-998" fieldMnemonic="UDF" == -->
11 <itl:ExampleUserDefinedFields>
12 <!-- Well-formed XML goes here. Users may define a substitute element. -->
13 </itl:ExampleUserDefinedFields>
14 <itl:FacelImage>
15 <!-- =====fieldID="10.999" fieldMnemonic="DATA" == -->
16 <nc:BinaryBase64Object>mrHbPdrko3u1s7ahtgPBjtmO1s85tfG2U7bpofY9
17 4Czu2SbY7d7wF9fQ7ZptgGrtkO2a2dsJ7wZbe 8BlzvAmQ7xq+Y94GoHeEsR3ikWd4DIGhzmp3k42
18 d4DRmzs94DKveDTB3hqw6PeBLrtpPep0H/+h</nc:BinaryBase64Object>
19 <ansi-nist:ImageCaptureDetail>
20 <!-- =====fieldID="10.005" fieldMnemonic="PHD" == -->
21 <ansi-nist:CaptureDate>
22 <nc:Date>1953-04-23</nc:Date>
23 </ansi-nist:CaptureDate>
24 <!-- =====fieldID="10.016" fieldMnemonic="SHPS" == -->
25 <ansi-nist:CaptureHorizontalPixelDensityValue>1200</ansi-nist:CaptureHorizontalPixelDensityValue>
26 <!-- =====fieldID="10.004" fieldMnemonic="SRC" == -->
27 <ansi-nist:CaptureOrganization>
28 <nc:OrganizationIdentification>
29 <nc:IdentificationID>WI013415Y</nc:IdentificationID>
30 </nc:OrganizationIdentification>
31 <nc:OrganizationName>WI Crime Information Bureau</nc:OrganizationName>
32 </ansi-nist:CaptureOrganization>
33 <!-- =====fieldID="10.017" fieldMnemonic="SVPS" == -->
34 <ansi-nist:CaptureVerticalPixelDensityValue>1200</ansi-nist:CaptureVerticalPixelDensityValue>
35 <!-- =====fieldID="10.030" fieldMnemonic="DMM" == -->
36 <ansi-nist:CaptureDeviceMonitoringModeCode>ASSISTED</ansi-nist:CaptureDeviceMonitoringModeCode>
37 </ansi-nist:ImageCaptureDetail>

```

```

1      <!-- =====fieldID="10.012" fieldMnemonic="CSP" == -->
2      <ansi-nist:ImageColorSpaceCode>YCC</ansi-nist:ImageColorSpaceCode>
3      <!-- =====fieldID="10.011" fieldMnemonic="CGA" == -->
4      <ansi-nist:ImageCompressionAlgorithmText>JPEGB</ansi-nist:ImageCompressionAlgorithmText>
5      <!-- =====fieldID="10.006" fieldMnemonic="HLL" == -->
6      <ansi-nist:ImageHorizontalLineLengthPixelQuantity>80</ansi-nist:ImageHorizontalLineLengthPixelQuantity>
7      <!-- =====fieldID="10.009" fieldMnemonic="HPS" == -->
8      <ansi-nist:ImageHorizontalPixelDensityValue>1200</ansi-nist:ImageHorizontalPixelDensityValue>
9      <!-- =====fieldID="10.024" fieldMnemonic="SQS" == -->
10     <ansi-nist:ImageQuality>
11         <ansi-nist:QualityAlgorithmProductIdentification>
12             <nc:IdentificationID>28495</nc:IdentificationID>
13         </ansi-nist:QualityAlgorithmProductIdentification>
14         <ansi-nist:QualityValue>100</ansi-nist:QualityValue>
15         <ansi-nist:QualityMeasureVendorIdentification>
16             <nc:IdentificationID>FFF0</nc:IdentificationID>
17         </ansi-nist:QualityMeasureVendorIdentification>
18     </ansi-nist:ImageQuality>
19     <!-- =====fieldID="10.008" fieldMnemonic="SLC" == -->
20     <ansi-nist:ImageScaleUnitsCode>1</ansi-nist:ImageScaleUnitsCode>
21     <!-- =====fieldID="10.003" fieldMnemonic="IMT" == -->
22     <ansi-nist:ImageCategoryCode>FACE</ansi-nist:ImageCategoryCode>
23     <!-- =====fieldID="10.007" fieldMnemonic="VLL" == -->
24     <ansi-nist:ImageVerticalLineLengthPixelQuantity>65</ansi-nist:ImageVerticalLineLengthPixelQuantity>
25     <!-- =====fieldID="10.010" fieldMnemonic="VPS" == -->
26     <ansi-nist:ImageVerticalPixelDensityValue>1200</ansi-nist:ImageVerticalPixelDensityValue>
27     <!-- =====fieldID="10.025" fieldMnemonic="SPA" == -->
28     <ansi-nist:FacelImage3DPoseAngle>
29         <ansi-nist:PosePitchAngleMeasure>45</ansi-nist:PosePitchAngleMeasure>
30         <ansi-nist:PosePitchUncertaintyValue>35</ansi-nist:PosePitchUncertaintyValue>
31         <ansi-nist:PoseRollAngleMeasure>0</ansi-nist:PoseRollAngleMeasure>
32         <ansi-nist:PoseRollUncertaintyValue>90</ansi-nist:PoseRollUncertaintyValue>
33         <ansi-nist:PoseYawAngleMeasure>0</ansi-nist:PoseYawAngleMeasure>
34         <ansi-nist:PoseYawUncertaintyValue>0</ansi-nist:PoseYawUncertaintyValue>
35     </ansi-nist:FacelImage3DPoseAngle>
36     <!-- =====fieldID="10.013" fieldMnemonic="SAP" == -->
37     <ansi-nist:FacelImageAcquisitionProfileCode>20</ansi-nist:FacelImageAcquisitionProfileCode>

```



```
1      <!-- =====fieldID="10.022" fieldMnemonic="PXS" == -->
2      <ansi-nist:FacelImageAttribute>
3          <ansi-nist:FacelImageAttributeCode>GLASSES</ansi-nist:FacelImageAttributeCode>
4      </ansi-nist:FacelImageAttribute>
5      <ansi-nist:FacelImageAttribute>
6          <ansi-nist:FacelImageAttributeCode>OTHER</ansi-nist:FacelImageAttributeCode>
7          <ansi-nist:FacelImageAttributeText>SKI MASK</ansi-nist:FacelImageAttributeText>
8      </ansi-nist:FacelImageAttribute>
9      <ansi-nist:FacelImageAttribute>
10         <ansi-nist:FacelImageAttributeCode>PHYSICAL</ansi-nist:FacelImageAttributeCode>
11         <ansi-nist:FacelImageAttributeText>ART EYE</ansi-nist:FacelImageAttributeText>
12     </ansi-nist:FacelImageAttribute>
13     <!-- =====fieldID="10.026" fieldMnemonic="SXS" == -->
14     <ansi-nist:FacelImageDescriptionCode>MOUTH OPEN</ansi-nist:FacelImageDescriptionCode>
15     <ansi-nist:FacelImageDescriptionCode>TEETH VISIBLE</ansi-nist:FacelImageDescriptionCode>
16     <ansi-nist:FacelImageDescriptionCode>NO EAR</ansi-nist:FacelImageDescriptionCode>
17     <!-- =====fieldID="10.027" fieldMnemonic="SEC" == -->
18     <ansi-nist:FacelImageEyeColorAttributeCode>HAZ</ansi-nist:FacelImageEyeColorAttributeCode>
19     <!-- =====fieldID="10.029" fieldMnemonic="SFP" == -->
20     <ansi-nist:FacelImageFeaturePoint>
21         <ansi-nist:FeaturePointHorizontalCoordinateValue>258</ansi-nist:FeaturePointHorizontalCoordinateValue>
22         <ansi-nist:FeaturePointIdentification>
23             <nc:IdentificationID>11.5</nc:IdentificationID>
24         </ansi-nist:FeaturePointIdentification>
25         <ansi-nist:FeaturePointCategoryCode>1</ansi-nist:FeaturePointCategoryCode>
26         <ansi-nist:FeaturePointVerticalCoordinateValue>55</ansi-nist:FeaturePointVerticalCoordinateValue>
27     </ansi-nist:FacelImageFeaturePoint>
28     <ansi-nist:FacelImageFeaturePoint>
29         <ansi-nist:FeaturePointHorizontalCoordinateValue>256</ansi-nist:FeaturePointHorizontalCoordinateValue>
30         <ansi-nist:FeaturePointIdentification>
31             <nc:IdentificationID>2.1</nc:IdentificationID>
32         </ansi-nist:FeaturePointIdentification>
33         <ansi-nist:FeaturePointCategoryCode>1</ansi-nist:FeaturePointCategoryCode>
34         <ansi-nist:FeaturePointVerticalCoordinateValue>212</ansi-nist:FeaturePointVerticalCoordinateValue>
35     </ansi-nist:FacelImageFeaturePoint>
36     <!-- =====fieldID="10.028" fieldMnemonic="SHC" == -->
37     <ansi-nist:FacelImageHairColorAttributeCode>BAL</ansi-nist:FacelImageHairColorAttributeCode>
```

```

1      <ansi-nist:FacelImageHairColorAttributeCode>GRN</ansi-nist:FacelImageHairColorAttributeCode>
2      <!-- =====fieldID="10.021" fieldMnemonic="POA" == -->
3      <ansi-nist:FacelImagePoseOffsetAngleMeasure>45</ansi-nist:FacelImagePoseOffsetAngleMeasure>
4      <!-- =====fieldID="10.020" fieldMnemonic="POS" == -->
5      <ansi-nist:FacelImageSubjectPoseCode>A</ansi-nist:FacelImageSubjectPoseCode>
6      <!-- =====fieldID="10.023" fieldMnemonic="PAS" == -->
7      <itl:FacelImageAcquisitionSource>
8          <ansi-nist:CaptureSourceCode>VENDOR</ansi-nist:CaptureSourceCode>
9          <itl:CaptureSourceDescriptionText>CELL PHONE</itl:CaptureSourceDescriptionText>
10     </itl:FacelImageAcquisitionSource>
11 </itl:FacelImage>
12 </itl:PackageFacialAndSMTImageRecord>
13
14 <!-- ===== -->
15 <!-- RECORD TYPE 10 SMT Image Record -->
16 <!-- ===== -->
17 <itl:PackageFacialAndSMTImageRecord>
18     <ansi-nist:RecordCategoryCode>10</ansi-nist:RecordCategoryCode>
19     <!-- ===== fieldID="10.002" fieldMnemonic="IDC" == -->
20     <ansi-nist:ImageReferenceIdentification>
21         <nc:IdentificationID>08</nc:IdentificationID>
22     </ansi-nist:ImageReferenceIdentification>
23     <!-- ===== fieldID="10.200-998" fieldMnemonic="UDF" == -->
24     <itl:ExampleUserDefinedFields>
25         <!-- Well-formed XML goes here. Users may define a substitute element. -->
26     </itl:ExampleUserDefinedFields>
27     <ansi-nist:PhysicalFeatureImage>
28         <!-- =====fieldID="10.999" fieldMnemonic="DATA" == -->
29         <nc:BinaryBase64Object>mrHbPdrko3u1s7ahtgPBjtmO1s85tfG2U7bpofY9
30             4Czu2SbY7d7wF9fQ7ZptgGrtkO2a2dsJ7wZbe 8BlzvAmQ7xq+Y94GoHeEsR3ikWd4DIGhzmp3k42
31             d4DRmzs94DKveDTB3hqw6PeBLrtpPep0H/+h</nc:BinaryBase64Object>
32     <ansi-nist:ImageCaptureDetail>
33         <!-- =====fieldID="10.005" fieldMnemonic="PHD" == -->
34         <ansi-nist:CaptureDate>
35             <nc:Date>1953-04-23</nc:Date>
36         </ansi-nist:CaptureDate>
37         <!-- =====fieldID="10.016" fieldMnemonic="SHPS" == -->

```

```
1      <ansi-nist:CaptureHorizontalPixelDensityValue>500</ansi-nist:CaptureHorizontalPixelDensityValue>
2      <!-- =====fieldID="10.004" fieldMnemonic="SRC" == -->
3      <ansi-nist:CaptureOrganization>
4          <nc:OrganizationIdentification>
5              <nc:IdentificationID>WI013415Y</nc:IdentificationID>
6          </nc:OrganizationIdentification>
7          <nc:OrganizationName>WI Crime Information Bureau</nc:OrganizationName>
8      </ansi-nist:CaptureOrganization>
9      <!-- =====fieldID="10.023" fieldMnemonic="PAS" == -->
10     <ansi-nist:CaptureSourceCode>DIGITAL CAMERA</ansi-nist:CaptureSourceCode>
11     <!-- =====fieldID="10.017" fieldMnemonic="SVPS" == -->
12     <ansi-nist:CaptureVerticalPixelDensityValue>500</ansi-nist:CaptureVerticalPixelDensityValue>
13     <!-- =====fieldID="10.030" fieldMnemonic="DMM" == -->
14     <ansi-nist:CaptureDeviceMonitoringModeCode>ASSISTED</ansi-nist:CaptureDeviceMonitoringModeCode>
15 </ansi-nist:ImageCaptureDetail>
16 <!-- =====fieldID="10.012" fieldMnemonic="CSP" == -->
17 <ansi-nist:ImageColorSpaceCode>YCC</ansi-nist:ImageColorSpaceCode>
18 <!-- =====fieldID="10.011" fieldMnemonic="CGA" == -->
19 <ansi-nist:ImageCompressionAlgorithmText>JPEGB</ansi-nist:ImageCompressionAlgorithmText>
20 <!-- =====fieldID="10.006" fieldMnemonic="HLL" == -->
21 <ansi-nist:ImageHorizontalLineLengthPixelQuantity>80</ansi-nist:ImageHorizontalLineLengthPixelQuantity>
22 <!-- =====fieldID="10.009" fieldMnemonic="HPS" == -->
23 <ansi-nist:ImageHorizontalPixelDensityValue>1200</ansi-nist:ImageHorizontalPixelDensityValue>
24 <!-- =====fieldID="10.008" fieldMnemonic="SLC" == -->
25 <ansi-nist:ImageScaleUnitsCode>1</ansi-nist:ImageScaleUnitsCode>
26 <!-- =====fieldID="10.003" fieldMnemonic="IMT" == -->
27 <ansi-nist:ImageCategoryCode>TATTOO</ansi-nist:ImageCategoryCode>
28 <!-- =====fieldID="10.007" fieldMnemonic="VLL" == -->
29 <ansi-nist:ImageVerticalLineLengthPixelQuantity>65</ansi-nist:ImageVerticalLineLengthPixelQuantity>
30 <!-- =====fieldID="10.010" fieldMnemonic="VPS" == -->
31 <ansi-nist:ImageVerticalPixelDensityValue>1200</ansi-nist:ImageVerticalPixelDensityValue>
32 <!-- =====fieldID="10.042" fieldMnemonic="SMD" == -->
33 <ansi-nist:PhysicalFeatureDescriptionDetail>
34     <!-- =Req'd to be associated with 10.042=====fieldID="10.043" fieldMnemonic="COL" == -->
35     <ansi-nist:PhysicalFeatureColorDetail>
36         <ansi-nist:PhysicalFeaturePrimaryColorCode>ORANGE</ansi-nist:PhysicalFeaturePrimaryColorCode>
37         <ansi-nist:PhysicalFeatureSecondaryColorCode>BLACK</ansi-nist:PhysicalFeatureSecondaryColorCode>
```

```

1      <ansi-nist:PhysicalFeatureSecondaryColorCode>RED</ansi-nist:PhysicalFeatureSecondaryColorCode>
2      </ansi-nist:PhysicalFeatureColorDetail>
3      <!-- =====SubFields for "10.042" fieldMnemonic="SMD" == -->
4      <ansi-nist:PhysicalFeatureCategoryCode>TATTOO</ansi-nist:PhysicalFeatureCategoryCode>
5      <ansi-nist:PhysicalFeatureClassCode>ANIMAL</ansi-nist:PhysicalFeatureClassCode>
6      <ansi-nist:PhysicalFeatureDescriptionText>Golden retriever with an overbite</ansi-nist:PhysicalFeatureDescriptionText>
7      <ansi-nist:PhysicalFeatureSubClassCode>DOG</ansi-nist:PhysicalFeatureSubClassCode>
8      </ansi-nist:PhysicalFeatureDescriptionDetail>
9      <ansi-nist:PhysicalFeatureDescriptionDetail>
10     <ansi-nist:PhysicalFeatureColorDetail>
11         <ansi-nist:PhysicalFeaturePrimaryColorCode>YELLOW</ansi-nist:PhysicalFeaturePrimaryColorCode>
12         <ansi-nist:PhysicalFeatureSecondaryColorCode>MULTI</ansi-nist:PhysicalFeatureSecondaryColorCode>
13     </ansi-nist:PhysicalFeatureColorDetail>
14     <ansi-nist:PhysicalFeatureCategoryCode>TATTOO</ansi-nist:PhysicalFeatureCategoryCode>
15     <ansi-nist:PhysicalFeatureClassCode>HUMAN</ansi-nist:PhysicalFeatureClassCode>
16     <ansi-nist:PhysicalFeatureDescriptionText>Fist</ansi-nist:PhysicalFeatureDescriptionText>
17     <ansi-nist:PhysicalFeatureSubClassCode>MBPART</ansi-nist:PhysicalFeatureSubClassCode>
18 </ansi-nist:PhysicalFeatureDescriptionDetail>
19 <!-- =====fieldID="10.040" fieldMnemonic="SMT" == -->
20 <ansi-nist:PhysicalFeatureNCICCode>TAT L TOE</ansi-nist:PhysicalFeatureNCICCode>
21 <ansi-nist:PhysicalFeatureNCICCode>TAT FARM</ansi-nist:PhysicalFeatureNCICCode>
22 <!-- =====fieldID="10.041" fieldMnemonic="SMS" == -->
23 <ansi-nist:PhysicalFeatureSize>
24     <ansi-nist:PhysicalFeatureHeightMeasure>112</ansi-nist:PhysicalFeatureHeightMeasure>
25     <ansi-nist:PhysicalFeatureWidthMeasure>15</ansi-nist:PhysicalFeatureWidthMeasure>
26 </ansi-nist:PhysicalFeatureSize>
27 </ansi-nist:PhysicalFeatureImage>
28 </itl:PackageFacialAndSMTImageRecord>
29
30 <!-- =====>
31 <!--          RECORD TYPE 13   Variable-Resolution Latent Image (Single finger example)          -->
32 <!-- =====>
33 <itl:PackageLatentImageRecord>
34     <ansi-nist:RecordCategoryCode>13</ansi-nist:RecordCategoryCode>
35     <!-- ===== fieldID="13.002" fieldMnemonic="IDC" == -->
36     <ansi-nist:ImageReferenceIdentification>
37         <nc:IdentificationID>09</nc:IdentificationID>

```

```
1 </ansi-nist:ImageReferenceIdentification>
2 <!-- ===== fieldID="13.200-998" fieldMnemonic="UDF" == -->
3 <itl:ExampleUserDefinedFields>
4 <!-- Well-formed XML goes here. Users may define a substitute element. -->
5 </itl:ExampleUserDefinedFields>
6 <itl:FingerprintImage>
7 <!-- =====fieldID="13.999" fieldMnemonic="DATA" == -->
8 <nc:BinaryBase64Object>mrHbPdrko3u1s7ahtgPBjtmO1s85tfG2U7bpofY9
9 4Czu2SbY7d7wF9fQ7ZptgGrtkO2a2dsJ7wZbe 8BlzvAmQ7xq+Y94GoHeEsR3ikWd4DIGhmp3k42
10 d4DRmzs94DKveDTB3hqw6PeBLrtpPep0H/+h</nc:BinaryBase64Object>
11 <!-- =====fieldID="13.012" fieldMnemonic="BPX" == -->
12 <ansi-nist:ImageBitsPerPixelQuantity>8</ansi-nist:ImageBitsPerPixelQuantity>
13 <ansi-nist:ImageCaptureDetail>
14 <!-- =====fieldID="13.005" fieldMnemonic="LCD" == -->
15 <ansi-nist:CaptureDate>
16 <nc:Date>1953-04-23</nc:Date>
17 </ansi-nist:CaptureDate>
18 <!-- =====fieldID="13.016" fieldMnemonic="SHPS" == -->
19 <ansi-nist:CaptureHorizontalPixelDensityValue>500</ansi-nist:CaptureHorizontalPixelDensityValue>
20 <!-- =====fieldID="13.004" fieldMnemonic="SRC" == -->
21 <ansi-nist:CaptureOrganization>
22 <nc:OrganizationIdentification>
23 <nc:IdentificationID>WI013415Y</nc:IdentificationID>
24 </nc:OrganizationIdentification>
25 <nc:OrganizationName>WI Crime Information Bureau</nc:OrganizationName>
26 </ansi-nist:CaptureOrganization>
27 <!-- =====fieldID="13.017" fieldMnemonic="SVPS" == -->
28 <ansi-nist:CaptureVerticalPixelDensityValue>500</ansi-nist:CaptureVerticalPixelDensityValue>
29 </ansi-nist:ImageCaptureDetail>
30 <!-- =====fieldID="13.020" fieldMnemonic="COM" == -->
31 <ansi-nist:ImageCommentText>Comment</ansi-nist:ImageCommentText>
32 <!-- =====fieldID="13.011" fieldMnemonic="CGA" == -->
33 <ansi-nist:ImageCompressionAlgorithmText>JPEGB</ansi-nist:ImageCompressionAlgorithmText>
34 <!-- =====fieldID="13.006" fieldMnemonic="HLL" == -->
35 <ansi-nist:ImageHorizontalLineLengthPixelQuantity>80</ansi-nist:ImageHorizontalLineLengthPixelQuantity>
36 <!-- =====fieldID="13.009" fieldMnemonic="HPS" == -->
37 <ansi-nist:ImageHorizontalPixelDensityValue>1200</ansi-nist:ImageHorizontalPixelDensityValue>
```

```

1      <!-- =====fieldID="13.008" fieldMnemonic="SLC" == -->
2      <ansi-nist:ImageScaleUnitsCode>1</ansi-nist:ImageScaleUnitsCode>
3      <!-- =====fieldID="13.007" fieldMnemonic="VLL" == -->
4      <ansi-nist:ImageVerticalLineLengthPixelQuantity>65</ansi-nist:ImageVerticalLineLengthPixelQuantity>
5      <!-- =====fieldID="13.010" fieldMnemonic="VPS" == -->
6      <ansi-nist:ImageVerticalPixelDensityValue>1200</ansi-nist:ImageVerticalPixelDensityValue>
7      <!-- =====fieldID="13.003" fieldMnemonic="IMP" == -->
8      <ansi-nist:FingerprintImageImpressionCaptureCategoryCode>4</ansi-nist:FingerprintImageImpressionCaptureCategoryCode>
9      <!-- =====fieldID="13.013" fieldMnemonic="FGP" == -->
10     <ansi-nist:FingerPositionCode>4</ansi-nist:FingerPositionCode>
11     <ansi-nist:FingerPositionCode>5</ansi-nist:FingerPositionCode>
12     <!-- =====fieldID="13.024" fieldMnemonic="LQM" == -->
13     <itl:FingerprintImageQuality>
14         <ansi-nist:FingerPositionCode>4</ansi-nist:FingerPositionCode>
15         <ansi-nist:QualityAlgorithmProductIdentification>
16             <nc:IdentificationID>28495</nc:IdentificationID>
17         </ansi-nist:QualityAlgorithmProductIdentification>
18         <ansi-nist:QualityAlgorithmVendorIdentification>
19             <nc:IdentificationID>FFF0</nc:IdentificationID>
20         </ansi-nist:QualityAlgorithmVendorIdentification>
21         <ansi-nist:QualityValue>100</ansi-nist:QualityValue>
22     </itl:FingerprintImageQuality>
23 </itl:FingerprintImage>
24 </itl:PackageLatentImageRecord>
25
26 <!-- ===== -->
27 <!--          RECORD TYPE 13   Variable-Resolution Latent Image (Palm Latent Example)          -->
28 <!-- ===== -->
29 <itl:PackageLatentImageRecord>
30     <ansi-nist:RecordCategoryCode>13</ansi-nist:RecordCategoryCode>
31     <!-- ===== fieldID="13.002" fieldMnemonic="IDC" == -->
32     <ansi-nist:ImageReferenceIdentification>
33         <nc:IdentificationID>09</nc:IdentificationID>
34     </ansi-nist:ImageReferenceIdentification>
35     <!-- ===== fieldID="13.200-998" fieldMnemonic="UDF" == -->
36     <itl:ExampleUserDefinedFields>
37         <!-- Well-formed XML goes here.  Users may define a substitute element. -->

```

```
1 </itl:ExampleUserDefinedFields>
2 <itl:PalmprintImage>
3 <!-- =====fieldID="13.999" fieldMnemonic="DATA" == -->
4 <nc:BinaryBase64Object>mrHbPdrko3u1s7ahtgPBjtmO1s85tfG2U7bpofY9
5 4Czu2SbY7d7wF9fQ7ZptgGrtkO2a2dsJ7wZbe 8BlzvAmQ7xq+Y94GoHeEsR3ikWd4DIGhzmp3k42
6 d4DRmzs94DKveDTB3hqw6PeBLrtpPep0H/+h</nc:BinaryBase64Object>
7 <!-- =====fieldID="13.012" fieldMnemonic="BPX" == -->
8 <ansi-nist:ImageBitsPerPixelQuantity>8</ansi-nist:ImageBitsPerPixelQuantity>
9 <ansi-nist:ImageCaptureDetail>
10 <!-- =====fieldID="13.005" fieldMnemonic="LCD" == -->
11 <ansi-nist:CaptureDate>
12 <nc:Date>1953-04-23</nc:Date>
13 </ansi-nist:CaptureDate>
14 <!-- =====fieldID="13.016" fieldMnemonic="SHPS" == -->
15 <ansi-nist:CaptureHorizontalPixelDensityValue>500</ansi-nist:CaptureHorizontalPixelDensityValue>
16 <!-- =====fieldID="13.004" fieldMnemonic="SRC" == -->
17 <ansi-nist:CaptureOrganization>
18 <nc:OrganizationIdentification>
19 <nc:IdentificationID>WI013415Y</nc:IdentificationID>
20 </nc:OrganizationIdentification>
21 <nc:OrganizationName>WI Crime Information Bureau</nc:OrganizationName>
22 </ansi-nist:CaptureOrganization>
23 <!-- =====fieldID="13.017" fieldMnemonic="SVPS" == -->
24 <ansi-nist:CaptureVerticalPixelDensityValue>500</ansi-nist:CaptureVerticalPixelDensityValue>
25 </ansi-nist:ImageCaptureDetail>
26 <!-- =====fieldID="13.020" fieldMnemonic="COM" == -->
27 <ansi-nist:ImageCommentText>Comment</ansi-nist:ImageCommentText>
28 <!-- =====fieldID="13.011" fieldMnemonic="CGA" == -->
29 <ansi-nist:ImageCompressionAlgorithmText>JPEGB</ansi-nist:ImageCompressionAlgorithmText>
30 <!-- =====fieldID="13.006" fieldMnemonic="HLL" == -->
31 <ansi-nist:ImageHorizontalLineLengthPixelQuantity>80</ansi-nist:ImageHorizontalLineLengthPixelQuantity>
32 <!-- =====fieldID="13.009" fieldMnemonic="HPS" == -->
33 <ansi-nist:ImageHorizontalPixelDensityValue>1200</ansi-nist:ImageHorizontalPixelDensityValue>
34 <!-- =====fieldID="13.008" fieldMnemonic="SLC" == -->
35 <ansi-nist:ImageScaleUnitsCode>1</ansi-nist:ImageScaleUnitsCode>
36 <!-- =====fieldID="13.007" fieldMnemonic="VLL" == -->
37 <ansi-nist:ImageVerticalLineLengthPixelQuantity>65</ansi-nist:ImageVerticalLineLengthPixelQuantity>
```

```

1      <!-- =====fieldID="13.010" fieldMnemonic="VPS" == -->
2      <ansi-nist:ImageVerticalPixelDensityValue>1200</ansi-nist:ImageVerticalPixelDensityValue>
3      <!-- =====fieldID="13.003" fieldMnemonic="IMP" == -->
4      <ansi-nist:FingerprintImageImpressionCaptureCategoryCode>4</ansi-nist:FingerprintImageImpressionCaptureCategoryCode>
5      <!-- =====fieldID="13.013" fieldMnemonic="FGP" == -->
6      <ansi-nist:PalmPositionCode>29</ansi-nist:PalmPositionCode>
7      <ansi-nist:PalmPositionCode>23</ansi-nist:PalmPositionCode>
8      <!-- =====fieldID="13.024" fieldMnemonic="LQM" == -->
9      <itl:PalmprintImageQuality>
10     <ansi-nist:PalmPositionCode>29</ansi-nist:PalmPositionCode>
11     <ansi-nist:QualityAlgorithmProductIdentification>
12     <nc:IdentificationID>28495</nc:IdentificationID>
13     </ansi-nist:QualityAlgorithmProductIdentification>
14     <ansi-nist:QualityAlgorithmVendorIdentification>
15     <nc:IdentificationID>FFF0</nc:IdentificationID>
16     </ansi-nist:QualityAlgorithmVendorIdentification>
17     <ansi-nist:QualityValue>100</ansi-nist:QualityValue>
18     </itl:PalmprintImageQuality>
19 </itl:PalmprintImage>
20 </itl:PackageLatentImageRecord>
21
22 <!-- ===== -->
23 <!--          RECORD TYPE 13   Variable-Resolution Latent Image (Major Case example)          -->
24 <!-- ===== -->
25 <itl:PackageLatentImageRecord>
26   <ansi-nist:RecordCategoryCode>13</ansi-nist:RecordCategoryCode>
27   <!-- ===== fieldID="13.002" fieldMnemonic="IDC" == -->
28   <ansi-nist:ImageReferenceIdentification>
29   <nc:IdentificationID>09</nc:IdentificationID>
30   </ansi-nist:ImageReferenceIdentification>
31   <!-- ===== fieldID="13.200-998" fieldMnemonic="UDF" == -->
32   <itl:ExampleUserDefinedFields>
33     <!-- Well-formed XML goes here.  Users may define a substitute element. -->
34   </itl:ExampleUserDefinedFields>
35   <itl:FingerprintImage>
36     <!-- =====fieldID="13.999" fieldMnemonic="DATA" == -->
37     <nc:BinaryBase64Object>mrHbPdrko3u1s7ahtgPBjtmO1s85tfG2U7bpofY9

```



```
1      4Czu2SbY7d7wF9fQ7ZptgGrtkO2a2dsJ7wZbe 8BlzvAmQ7xq+Y94GoHeEsR3ikWd4DIGhzmp3k42
2      d4DRmzs94DKveDTB3hqw6PeBLrtpPep0H/+h</nc:BinaryBase64Object>
3      <!-- =====fieldID="13.012" fieldMnemonic="BPX" == -->
4      <ansi-nist:ImageBitsPerPixelQuantity>8</ansi-nist:ImageBitsPerPixelQuantity>
5      <ansi-nist:ImageCaptureDetail>
6      <!-- =====fieldID="13.005" fieldMnemonic="LCD" == -->
7      <ansi-nist:CaptureDate>
8      <nc:Date>1953-04-23</nc:Date>
9      </ansi-nist:CaptureDate>
10     <!-- =====fieldID="13.016" fieldMnemonic="SHPS" == -->
11     <ansi-nist:CaptureHorizontalPixelDensityValue>500</ansi-nist:CaptureHorizontalPixelDensityValue>
12     <!-- =====fieldID="13.004" fieldMnemonic="SRC" == -->
13     <ansi-nist:CaptureOrganization>
14     <nc:OrganizationIdentification>
15     <nc:IdentificationID>WI013415Y</nc:IdentificationID>
16     </nc:OrganizationIdentification>
17     <nc:OrganizationName>WI Crime Information Bureau</nc:OrganizationName>
18     </ansi-nist:CaptureOrganization>
19     <!-- =====fieldID="13.017" fieldMnemonic="SVPS" == -->
20     <ansi-nist:CaptureVerticalPixelDensityValue>500</ansi-nist:CaptureVerticalPixelDensityValue>
21 </ansi-nist:ImageCaptureDetail>
22 <!-- =====fieldID="13.020" fieldMnemonic="COM" == -->
23 <ansi-nist:ImageCommentText>Comment</ansi-nist:ImageCommentText>
24 <!-- =====fieldID="13.011" fieldMnemonic="CGA" == -->
25 <ansi-nist:ImageCompressionAlgorithmText>JPEGB</ansi-nist:ImageCompressionAlgorithmText>
26 <!-- =====fieldID="13.006" fieldMnemonic="HLL" == -->
27 <ansi-nist:ImageHorizontalLineLengthPixelQuantity>80</ansi-nist:ImageHorizontalLineLengthPixelQuantity>
28 <!-- =====fieldID="13.009" fieldMnemonic="HPS" == -->
29 <ansi-nist:ImageHorizontalPixelDensityValue>1200</ansi-nist:ImageHorizontalPixelDensityValue>
30 <!-- =====fieldID="13.008" fieldMnemonic="SLC" == -->
31 <ansi-nist:ImageScaleUnitsCode>1</ansi-nist:ImageScaleUnitsCode>
32 <!-- =====fieldID="13.007" fieldMnemonic="VLL" == -->
33 <ansi-nist:ImageVerticalLineLengthPixelQuantity>65</ansi-nist:ImageVerticalLineLengthPixelQuantity>
34 <!-- =====fieldID="13.010" fieldMnemonic="VPS" == -->
35 <ansi-nist:ImageVerticalPixelDensityValue>1200</ansi-nist:ImageVerticalPixelDensityValue>
36 <!-- =====fieldID="13.003" fieldMnemonic="IMP" == -->
37 <ansi-nist:FingerprintImageImpressionCaptureCategoryCode>4</ansi-nist:FingerprintImageImpressionCaptureCategoryCode>
```

```
1      <!-- =====fieldID="13.013" fieldMnemonic="FGP" == -->
2      <ansi-nist:FingerPositionCode>19</ansi-nist:FingerPositionCode>
3      <ansi-nist:FingerprintImageMajorCasePrint>
4          <!-- =====fieldID="13.014" fieldMnemonic="SPD" == -->
5          <ansi-nist:FingerPositionCode>8</ansi-nist:FingerPositionCode>
6          <ansi-nist:MajorCasePrintCode>EJI</ansi-nist:MajorCasePrintCode>
7          <!-- =====fieldID="13.015" fieldMnemonic="PPC" == -->
8          <ansi-nist:MajorCasePrintSegmentOffset>
9              <ansi-nist:SegmentBottomVerticalCoordinateValue>85</ansi-nist:SegmentBottomVerticalCoordinateValue>
10             <ansi-nist:SegmentLocationCode>DST</ansi-nist:SegmentLocationCode>
11             <ansi-nist:SegmentFingerViewCode>FV1</ansi-nist:SegmentFingerViewCode>
12             <ansi-nist:SegmentLeftHorizontalCoordinateValue>115</ansi-nist:SegmentLeftHorizontalCoordinateValue>
13             <ansi-nist:SegmentRightHorizontalCoordinateValue>188</ansi-nist:SegmentRightHorizontalCoordinateValue>
14             <ansi-nist:SegmentTopVerticalCoordinateValue>55</ansi-nist:SegmentTopVerticalCoordinateValue>
15         </ansi-nist:MajorCasePrintSegmentOffset>
16         <ansi-nist:MajorCasePrintSegmentOffset>
17             <ansi-nist:SegmentBottomVerticalCoordinateValue>126</ansi-nist:SegmentBottomVerticalCoordinateValue>
18             <ansi-nist:SegmentLocationCode>MED</ansi-nist:SegmentLocationCode>
19             <ansi-nist:SegmentFingerViewCode>FV1</ansi-nist:SegmentFingerViewCode>
20             <ansi-nist:SegmentLeftHorizontalCoordinateValue>115</ansi-nist:SegmentLeftHorizontalCoordinateValue>
21             <ansi-nist:SegmentRightHorizontalCoordinateValue>188</ansi-nist:SegmentRightHorizontalCoordinateValue>
22             <ansi-nist:SegmentTopVerticalCoordinateValue>92</ansi-nist:SegmentTopVerticalCoordinateValue>
23         </ansi-nist:MajorCasePrintSegmentOffset>
24     </ansi-nist:FingerprintImageMajorCasePrint>
25     <!-- =====fieldID="13.024" fieldMnemonic="LQM" == -->
26     <itl:FingerprintImageQuality>
27         <ansi-nist:FingerPositionCode>19</ansi-nist:FingerPositionCode>
28         <ansi-nist:QualityAlgorithmProductIdentification>
29             <nc:IdentificationID>28495</nc:IdentificationID>
30         </ansi-nist:QualityAlgorithmProductIdentification>
31         <ansi-nist:QualityAlgorithmVendorIdentification>
32             <nc:IdentificationID>FFF0</nc:IdentificationID>
33         </ansi-nist:QualityAlgorithmVendorIdentification>
34         <ansi-nist:QualityValue>100</ansi-nist:QualityValue>
35     </itl:FingerprintImageQuality>
36 </itl:FingerprintImage>
37 </itl:PackageLatentImageRecord>
```

```

1
2 <!-- ===== -->
3 <!--          RECORD TYPE 14   Variable Resolution Fingerprint Image (Single Finger)   -->
4 <!-- ===== -->
5 <itl:PackageFingerprintImageRecord>
6   <ansi-nist:RecordCategoryCode>14</ansi-nist:RecordCategoryCode>
7   <!-- ===== fieldID="14.002" fieldMnemonic="IDC" == -->
8   <ansi-nist:ImageReferenceIdentification>
9     <nc:IdentificationID>10</nc:IdentificationID>
10  </ansi-nist:ImageReferenceIdentification>
11  <!-- ===== fieldID="14.200-998" fieldMnemonic="UDF" == -->
12  <itl:ExampleUserDefinedFields>
13    <!-- Well-formed XML goes here.  Users may define a substitute element. -->
14  </itl:ExampleUserDefinedFields>
15  <itl:FingerprintImage>
16    <!-- =====fieldID="14.999" fieldMnemonic="DATA" == -->
17    <nc:BinaryBase64Object>mrHbPdrko3u1s7ahtgPBjtmO1s85tfG2U7bpofY9
18      4Czu2SbY7d7wF9fQ7ZptgGrtkO2a2dsJ7wZbe 8BlzvAmQ7xq+Y94GoHeEsR3ikWd4DIGhzmp3k42
19      d4DRmzs94DKveDTB3hqw6PeBLrtpPep0H/+h</nc:BinaryBase64Object>
20    <!-- =====fieldID="14.012" fieldMnemonic="BPX" == -->
21    <ansi-nist:ImageBitsPerPixelQuantity>8</ansi-nist:ImageBitsPerPixelQuantity>
22    <ansi-nist:ImageCaptureDetail>
23      <!-- =====fieldID="14.005" fieldMnemonic="FCD" == -->
24      <ansi-nist:CaptureDate>
25        <nc:Date>1953-04-23</nc:Date>
26      </ansi-nist:CaptureDate>
27      <!-- =====fieldID="14.016" fieldMnemonic="SHPS" == -->
28      <ansi-nist:CaptureHorizontalPixelDensityValue>500</ansi-nist:CaptureHorizontalPixelDensityValue>
29      <!-- =====fieldID="14.004" fieldMnemonic="SRC" == -->
30      <ansi-nist:CaptureOrganization>
31        <nc:OrganizationIdentification>
32          <nc:IdentificationID>WI013415Y</nc:IdentificationID>
33        </nc:OrganizationIdentification>
34        <nc:OrganizationName>WI Crime Information Bureau</nc:OrganizationName>
35      </ansi-nist:CaptureOrganization>
36      <!-- =====fieldID="14.017" fieldMnemonic="SVPS" == -->
37      <ansi-nist:CaptureVerticalPixelDensityValue>500</ansi-nist:CaptureVerticalPixelDensityValue>

```

```
1      <!-- =====fieldID="14.030" fieldMnemonic="DMM" == -->
2      <ansi-nist:CaptureDeviceMonitoringModeCode>ASSISTED</ansi-nist:CaptureDeviceMonitoringModeCode>
3  </ansi-nist:ImageCaptureDetail>
4  <!-- =====fieldID="14.020" fieldMnemonic="COM" == -->
5  <ansi-nist:ImageCommentText>Comment</ansi-nist:ImageCommentText>
6  <!-- =====fieldID="14.011" fieldMnemonic="CGA" == -->
7  <ansi-nist:ImageCompressionAlgorithmText>JPEGB</ansi-nist:ImageCompressionAlgorithmText>
8  <!-- =====fieldID="14.006" fieldMnemonic="HLL" == -->
9  <ansi-nist:ImageHorizontalLineLengthPixelQuantity>80</ansi-nist:ImageHorizontalLineLengthPixelQuantity>
10 <!-- =====fieldID="14.009" fieldMnemonic="HPS" == -->
11 <ansi-nist:ImageHorizontalPixelDensityValue>1200</ansi-nist:ImageHorizontalPixelDensityValue>
12 <!-- =====fieldID="14.008" fieldMnemonic="SLC" == -->
13 <ansi-nist:ImageScaleUnitsCode>1</ansi-nist:ImageScaleUnitsCode>
14 <!-- =====fieldID="14.007" fieldMnemonic="VLL" == -->
15 <ansi-nist:ImageVerticalLineLengthPixelQuantity>65</ansi-nist:ImageVerticalLineLengthPixelQuantity>
16 <!-- =====fieldID="14.010" fieldMnemonic="VPS" == -->
17 <ansi-nist:ImageVerticalPixelDensityValue>1200</ansi-nist:ImageVerticalPixelDensityValue>
18 <!-- =====fieldID="14.003" fieldMnemonic="IMP" == -->
19 <ansi-nist:FingerprintImageImpressionCaptureCategoryCode>1</ansi-nist:FingerprintImageImpressionCaptureCategoryCode>
20 <!-- =====fieldID="14.013" fieldMnemonic="FGP" == -->
21 <ansi-nist:FingerPositionCode>8</ansi-nist:FingerPositionCode>
22 <!-- =====fieldID="14.022" fieldMnemonic="NQM" == -->
23 <ansi-nist:FingerprintImageNISTQuality>
24   <ansi-nist:FingerPositionCode>8</ansi-nist:FingerPositionCode>
25   <ansi-nist:NISTQualityMeasure>1</ansi-nist:NISTQualityMeasure>
26 </ansi-nist:FingerprintImageNISTQuality>
27 <!-- =====fieldID="14.024" fieldMnemonic="FQM" == -->
28 <itl:FingerprintImageQuality>
29   <ansi-nist:FingerPositionCode>8</ansi-nist:FingerPositionCode>
30   <ansi-nist:QualityAlgorithmProductIdentification>
31     <nc:IdentificationID>28495</nc:IdentificationID>
32   </ansi-nist:QualityAlgorithmProductIdentification>
33   <ansi-nist:QualityAlgorithmVendorIdentification>
34     <nc:IdentificationID>FFF0</nc:IdentificationID>
35   </ansi-nist:QualityAlgorithmVendorIdentification>
36   <ansi-nist:QualityValue>100</ansi-nist:QualityValue>
37 </itl:FingerprintImageQuality>
```

```

1     </itl:FingerprintImage>
2 </itl:PackageFingerprintImageRecord>
3
4 <!-- ===== -->
5 <!--          RECORD TYPE 14   Variable Resolution Fingerprint Image (Slap Print Set)   -->
6 <!-- ===== -->
7 <itl:PackageFingerprintImageRecord>
8   <ansi-nist:RecordCategoryCode>14</ansi-nist:RecordCategoryCode>
9   <!-- ===== fieldID="14.002" fieldMnemonic="IDC" == -->
10  <ansi-nist:ImageReferenceIdentification>
11    <nc:IdentificationID>11</nc:IdentificationID>
12  </ansi-nist:ImageReferenceIdentification>
13  <!-- ===== fieldID="14.200-998" fieldMnemonic="UDF" == -->
14  <itl:ExampleUserDefinedFields>
15    <!-- Well-formed XML goes here.  Users may define a substitute element. -->
16  </itl:ExampleUserDefinedFields>
17  <itl:FingerprintImage>
18    <!-- =====fieldID="14.999" fieldMnemonic="DATA" == -->
19    <nc:BinaryBase64Object>mrHbPdrko3u1s7ahtgPBjtmO1s85tfG2U7bpofY9
20      4Czu2SbY7d7wF9fQ7ZptgGrtkO2a2dsJ7wZbe 8BlzvAmQ7xq+Y94GoHeEsR3ikWd4DIGhzmp3k42
21      d4DRmzs94DKveDTB3hqw6PeBLrtpPep0H/+h</nc:BinaryBase64Object>
22    <!-- =====fieldID="14.012" fieldMnemonic="BPX" == -->
23    <ansi-nist:ImageBitsPerPixelQuantity>8</ansi-nist:ImageBitsPerPixelQuantity>
24    <ansi-nist:ImageCaptureDetail>
25      <!-- =====fieldID="14.005" fieldMnemonic="FCD" == -->
26      <ansi-nist:CaptureDate>
27        <nc:Date>1953-04-23</nc:Date>
28      </ansi-nist:CaptureDate>
29      <!-- =====fieldID="14.016" fieldMnemonic="SHPS" == -->
30      <ansi-nist:CaptureHorizontalPixelDensityValue>500</ansi-nist:CaptureHorizontalPixelDensityValue>
31      <!-- =====fieldID="14.004" fieldMnemonic="SRC" == -->
32      <ansi-nist:CaptureOrganization>
33        <nc:OrganizationIdentification>
34          <nc:IdentificationID>WI013415Y</nc:IdentificationID>
35        </nc:OrganizationIdentification>
36        <nc:OrganizationName>WI Crime Information Bureau</nc:OrganizationName>
37      </ansi-nist:CaptureOrganization>

```

```
1      <!-- =====fieldID="14.017" fieldMnemonic="SVPS" == -->
2      <ansi-nist:CaptureVerticalPixelDensityValue>500</ansi-nist:CaptureVerticalPixelDensityValue>
3      <!-- =====fieldID="14.030" fieldMnemonic="DMM" == -->
4      <ansi-nist:CaptureDeviceMonitoringModeCode>ASSISTED</ansi-nist:CaptureDeviceMonitoringModeCode>
5  </ansi-nist:ImageCaptureDetail>
6  <!-- =====fieldID="14.020" fieldMnemonic="COM" == -->
7  <ansi-nist:ImageCommentText>Comment</ansi-nist:ImageCommentText>
8  <!-- =====fieldID="14.011" fieldMnemonic="CGA" == -->
9  <ansi-nist:ImageCompressionAlgorithmText>JPEGB</ansi-nist:ImageCompressionAlgorithmText>
10 <!-- =====fieldID="14.006" fieldMnemonic="HLL" == -->
11 <ansi-nist:ImageHorizontalLineLengthPixelQuantity>80</ansi-nist:ImageHorizontalLineLengthPixelQuantity>
12 <!-- =====fieldID="14.009" fieldMnemonic="HPS" == -->
13 <ansi-nist:ImageHorizontalPixelDensityValue>1200</ansi-nist:ImageHorizontalPixelDensityValue>
14 <!-- =====fieldID="14.008" fieldMnemonic="SLC" == -->
15 <ansi-nist:ImageScaleUnitsCode>1</ansi-nist:ImageScaleUnitsCode>
16 <!-- =====fieldID="14.007" fieldMnemonic="VLL" == -->
17 <ansi-nist:ImageVerticalLineLengthPixelQuantity>65</ansi-nist:ImageVerticalLineLengthPixelQuantity>
18 <!-- =====fieldID="14.010" fieldMnemonic="VPS" == -->
19 <ansi-nist:ImageVerticalPixelDensityValue>1200</ansi-nist:ImageVerticalPixelDensityValue>
20 <!-- =====fieldID="14.003" fieldMnemonic="IMP" == -->
21 <ansi-nist:FingerprintImageImpressionCaptureCategoryCode>1</ansi-nist:FingerprintImageImpressionCaptureCategoryCode>
22 <!-- =====fieldID="14.013" fieldMnemonic="FGP" == -->
23 <ansi-nist:FingerPositionCode>14</ansi-nist:FingerPositionCode>
24 <!-- =====fieldID="14.018" fieldMnemonic="AMP" == -->
25 <itl:FingerprintImageFingerMissing>
26   <ansi-nist:FingerPositionCode>10</ansi-nist:FingerPositionCode>
27   <itl:FingerMissingCode>XX</itl:FingerMissingCode>
28 </itl:FingerprintImageFingerMissing>
29 <itl:FingerprintImageFingerMissing>
30   <ansi-nist:FingerPositionCode>9</ansi-nist:FingerPositionCode>
31   <itl:FingerMissingCode>XX</itl:FingerMissingCode>
32 </itl:FingerprintImageFingerMissing>
33 <!-- =====fieldID="14.021" fieldMnemonic="SEG" == -->
34 <itl:FingerprintImageSegmentPositionSquare>
35   <ansi-nist:FingerPositionCode>8</ansi-nist:FingerPositionCode>
36   <ansi-nist:SegmentBottomVerticalCoordinateValue>85</ansi-nist:SegmentBottomVerticalCoordinateValue>
37   <ansi-nist:SegmentLeftHorizontalCoordinateValue>100</ansi-nist:SegmentLeftHorizontalCoordinateValue>
```

```
1      <ansi-nist:SegmentRightHorizontalCoordinateValue>150</ansi-nist:SegmentRightHorizontalCoordinateValue>
2      <ansi-nist:SegmentTopVerticalCoordinateValue>15</ansi-nist:SegmentTopVerticalCoordinateValue>
3  </itl:FingerprintImageSegmentPositionSquare>
4  <itl:FingerprintImageSegmentPositionSquare>
5      <ansi-nist:FingerPositionCode>7</ansi-nist:FingerPositionCode>
6      <ansi-nist:SegmentBottomVerticalCoordinateValue>85</ansi-nist:SegmentBottomVerticalCoordinateValue>
7      <ansi-nist:SegmentLeftHorizontalCoordinateValue>160</ansi-nist:SegmentLeftHorizontalCoordinateValue>
8      <ansi-nist:SegmentRightHorizontalCoordinateValue>200</ansi-nist:SegmentRightHorizontalCoordinateValue>
9      <ansi-nist:SegmentTopVerticalCoordinateValue>15</ansi-nist:SegmentTopVerticalCoordinateValue>
10 </itl:FingerprintImageSegmentPositionSquare>
11 <!-- =====fieldID="14.022" fieldMnemonic="NQM" == -->
12 <ansi-nist:FingerprintImageNISTQuality>
13     <ansi-nist:FingerPositionCode>8</ansi-nist:FingerPositionCode>
14     <ansi-nist:NISTQualityMeasure>1</ansi-nist:NISTQualityMeasure>
15 </ansi-nist:FingerprintImageNISTQuality>
16 <ansi-nist:FingerprintImageNISTQuality>
17     <ansi-nist:FingerPositionCode>7</ansi-nist:FingerPositionCode>
18     <ansi-nist:NISTQualityMeasure>1</ansi-nist:NISTQualityMeasure>
19 </ansi-nist:FingerprintImageNISTQuality>
20 <ansi-nist:FingerprintImageNISTQuality>
21     <ansi-nist:FingerPositionCode>7</ansi-nist:FingerPositionCode>
22     <ansi-nist:NISTQualityMeasure>1</ansi-nist:NISTQualityMeasure>
23 </ansi-nist:FingerprintImageNISTQuality>
24 <ansi-nist:FingerprintImageNISTQuality>
25     <ansi-nist:FingerPositionCode>7</ansi-nist:FingerPositionCode>
26     <ansi-nist:NISTQualityMeasure>1</ansi-nist:NISTQualityMeasure>
27 </ansi-nist:FingerprintImageNISTQuality>
28 <!-- =====fieldID="14.023" fieldMnemonic="SQM" == -->
29 <ansi-nist:FingerprintImageSegmentationQuality>
30     <ansi-nist:FingerPositionCode>8</ansi-nist:FingerPositionCode>
31     <ansi-nist:QualityAlgorithmProductIdentification>
32         <nc:IdentificationID>28495</nc:IdentificationID>
33     </ansi-nist:QualityAlgorithmProductIdentification>
34     <ansi-nist:QualityAlgorithmVendorIdentification>
35         <nc:IdentificationID>FFF0</nc:IdentificationID>
36     </ansi-nist:QualityAlgorithmVendorIdentification>
37     <ansi-nist:QualityValue>100</ansi-nist:QualityValue>
```

```

1      </ansi-nist:FingerprintImageSegmentationQuality>
2      <ansi-nist:FingerprintImageSegmentationQuality>
3          <ansi-nist:FingerPositionCode>7</ansi-nist:FingerPositionCode>
4          <ansi-nist:QualityAlgorithmProductIdentification>
5              <nc:IdentificationID>28495</nc:IdentificationID>
6          </ansi-nist:QualityAlgorithmProductIdentification>
7          <ansi-nist:QualityAlgorithmVendorIdentification>
8              <nc:IdentificationID>FFF0</nc:IdentificationID>
9          </ansi-nist:QualityAlgorithmVendorIdentification>
10         <ansi-nist:QualityValue>100</ansi-nist:QualityValue>
11     </ansi-nist:FingerprintImageSegmentationQuality>
12     <!-- =====fieldID="14.024" fieldMnemonic="FQM" == -->
13     <itl:FingerprintImageQuality>
14         <ansi-nist:FingerPositionCode>7</ansi-nist:FingerPositionCode>
15         <ansi-nist:QualityAlgorithmProductIdentification>
16             <nc:IdentificationID>28495</nc:IdentificationID>
17         </ansi-nist:QualityAlgorithmProductIdentification>
18         <ansi-nist:QualityAlgorithmVendorIdentification>
19             <nc:IdentificationID>FFF0</nc:IdentificationID>
20         </ansi-nist:QualityAlgorithmVendorIdentification>
21         <ansi-nist:QualityValue>100</ansi-nist:QualityValue>
22     </itl:FingerprintImageQuality>
23     <itl:FingerprintImageQuality>
24         <ansi-nist:FingerPositionCode>9</ansi-nist:FingerPositionCode>
25         <ansi-nist:QualityAlgorithmProductIdentification>
26             <nc:IdentificationID>28495</nc:IdentificationID>
27         </ansi-nist:QualityAlgorithmProductIdentification>
28         <ansi-nist:QualityAlgorithmVendorIdentification>
29             <nc:IdentificationID>FFF0</nc:IdentificationID>
30         </ansi-nist:QualityAlgorithmVendorIdentification>
31         <ansi-nist:QualityValue>100</ansi-nist:QualityValue>
32     </itl:FingerprintImageQuality>
33     <!-- =====fieldID="14.025" fieldMnemonic="ASEG" == -->
34     <itl:FingerprintImageSegmentPositionPolygon>
35         <ansi-nist:FingerPositionCode>8</ansi-nist:FingerPositionCode>
36         <itl:PositionPolygonVertexQuantity>4</itl:PositionPolygonVertexQuantity>
37         <itl:PositionPolygonVertex>

```



```
1      <ansi-nist:PositionHorizontalCoordinateValue>100</ansi-nist:PositionHorizontalCoordinateValue>
2      <ansi-nist:PositionVerticalCoordinateValue>15</ansi-nist:PositionVerticalCoordinateValue>
3      </itl:PositionPolygonVertex>
4      <itl:PositionPolygonVertex>
5          <ansi-nist:PositionHorizontalCoordinateValue>150</ansi-nist:PositionHorizontalCoordinateValue>
6          <ansi-nist:PositionVerticalCoordinateValue>15</ansi-nist:PositionVerticalCoordinateValue>
7      </itl:PositionPolygonVertex>
8      <itl:PositionPolygonVertex>
9          <ansi-nist:PositionHorizontalCoordinateValue>150</ansi-nist:PositionHorizontalCoordinateValue>
10         <ansi-nist:PositionVerticalCoordinateValue>85</ansi-nist:PositionVerticalCoordinateValue>
11     </itl:PositionPolygonVertex>
12     <itl:PositionPolygonVertex>
13         <ansi-nist:PositionHorizontalCoordinateValue>100</ansi-nist:PositionHorizontalCoordinateValue>
14         <ansi-nist:PositionVerticalCoordinateValue>85</ansi-nist:PositionVerticalCoordinateValue>
15     </itl:PositionPolygonVertex>
16 </itl:FingerprintImageSegmentPositionPolygon>
17 <itl:FingerprintImageSegmentPositionPolygon>
18     <ansi-nist:FingerPositionCode>7</ansi-nist:FingerPositionCode>
19     <itl:PositionPolygonVertexQuantity>4</itl:PositionPolygonVertexQuantity>
20     <itl:PositionPolygonVertex>
21         <ansi-nist:PositionHorizontalCoordinateValue>160</ansi-nist:PositionHorizontalCoordinateValue>
22         <ansi-nist:PositionVerticalCoordinateValue>15</ansi-nist:PositionVerticalCoordinateValue>
23     </itl:PositionPolygonVertex>
24     <itl:PositionPolygonVertex>
25         <ansi-nist:PositionHorizontalCoordinateValue>200</ansi-nist:PositionHorizontalCoordinateValue>
26         <ansi-nist:PositionVerticalCoordinateValue>15</ansi-nist:PositionVerticalCoordinateValue>
27     </itl:PositionPolygonVertex>
28     <itl:PositionPolygonVertex>
29         <ansi-nist:PositionHorizontalCoordinateValue>200</ansi-nist:PositionHorizontalCoordinateValue>
30         <ansi-nist:PositionVerticalCoordinateValue>85</ansi-nist:PositionVerticalCoordinateValue>
31     </itl:PositionPolygonVertex>
32     <itl:PositionPolygonVertex>
33         <ansi-nist:PositionHorizontalCoordinateValue>160</ansi-nist:PositionHorizontalCoordinateValue>
34         <ansi-nist:PositionVerticalCoordinateValue>85</ansi-nist:PositionVerticalCoordinateValue>
35     </itl:PositionPolygonVertex>
36 </itl:FingerprintImageSegmentPositionPolygon>
37 </itl:FingerprintImage>
```

```

1  </itl:PackageFingerprintImageRecord>
2
3  <!-- ===== -->
4  <!--          RECORD TYPE 14   Variable Resolution Fingerprint Image (Major Case)          -->
5  <!-- ===== -->
6  <itl:PackageFingerprintImageRecord>
7    <ansi-nist:RecordCategoryCode>12</ansi-nist:RecordCategoryCode>
8    <!-- ===== fieldID="14.002" fieldMnemonic="IDC" == -->
9    <ansi-nist:ImageReferenceIdentification>
10     <nc:IdentificationID>10</nc:IdentificationID>
11   </ansi-nist:ImageReferenceIdentification>
12   <!-- ===== fieldID="14.200-998" fieldMnemonic="UDF" == -->
13   <itl:ExampleUserDefinedFields>
14     <!-- Well-formed XML goes here.  Users may define a substitute element. -->
15   </itl:ExampleUserDefinedFields>
16   <itl:FingerprintImage>
17     <!-- =====fieldID="14.999" fieldMnemonic="DATA" == -->
18     <nc:BinaryBase64Object>mrHbPdrko3u1s7ahtgPBjtmO1s85tfG2U7bpofY9
19       4Czu2SbY7d7wF9fQ7ZptgGrtkO2a2dsJ7wZbe 8BlzvAmQ7xq+Y94GoHeEsR3ikWd4DIGhzmp3k42
20       d4DRmzs94DKveDTB3hqw6PeBLrtpPep0H/+h</nc:BinaryBase64Object>
21     <!-- =====fieldID="14.012" fieldMnemonic="BPX" == -->
22     <ansi-nist:ImageBitsPerPixelQuantity>8</ansi-nist:ImageBitsPerPixelQuantity>
23     <ansi-nist:ImageCaptureDetail>
24       <!-- =====fieldID="14.005" fieldMnemonic="FCD" == -->
25       <ansi-nist:CaptureDate>
26         <nc:Date>1953-04-23</nc:Date>
27       </ansi-nist:CaptureDate>
28       <!-- =====fieldID="14.016" fieldMnemonic="SHPS" == -->
29       <ansi-nist:CaptureHorizontalPixelDensityValue>500</ansi-nist:CaptureHorizontalPixelDensityValue>
30       <!-- =====fieldID="14.004" fieldMnemonic="SRC" == -->
31       <ansi-nist:CaptureOrganization>
32         <nc:OrganizationIdentification>
33           <nc:IdentificationID>WI013415Y</nc:IdentificationID>
34         </nc:OrganizationIdentification>
35         <nc:OrganizationName>WI Crime Information Bureau</nc:OrganizationName>
36       </ansi-nist:CaptureOrganization>
37     <!-- =====fieldID="14.017" fieldMnemonic="SVPS" == -->

```

```
1      <ansi-nist:CaptureVerticalPixelDensityValue>500</ansi-nist:CaptureVerticalPixelDensityValue>
2      <!-- =====fieldID="14.030" fieldMnemonic="DMM" == -->
3      <ansi-nist:CaptureDeviceMonitoringModeCode>ASSISTED</ansi-nist:CaptureDeviceMonitoringModeCode>
4  </ansi-nist:ImageCaptureDetail>
5  <!-- =====fieldID="14.020" fieldMnemonic="COM" == -->
6  <ansi-nist:ImageCommentText>Comment</ansi-nist:ImageCommentText>
7  <!-- =====fieldID="14.011" fieldMnemonic="CGA" == -->
8  <ansi-nist:ImageCompressionAlgorithmText>JPEGB</ansi-nist:ImageCompressionAlgorithmText>
9  <!-- =====fieldID="14.006" fieldMnemonic="HLL" == -->
10 <ansi-nist:ImageHorizontalLineLengthPixelQuantity>80</ansi-nist:ImageHorizontalLineLengthPixelQuantity>
11 <!-- =====fieldID="14.009" fieldMnemonic="HPS" == -->
12 <ansi-nist:ImageHorizontalPixelDensityValue>1200</ansi-nist:ImageHorizontalPixelDensityValue>
13 <!-- =====fieldID="14.008" fieldMnemonic="SLC" == -->
14 <ansi-nist:ImageScaleUnitsCode>1</ansi-nist:ImageScaleUnitsCode>
15 <!-- =====fieldID="14.007" fieldMnemonic="VLL" == -->
16 <ansi-nist:ImageVerticalLineLengthPixelQuantity>65</ansi-nist:ImageVerticalLineLengthPixelQuantity>
17 <!-- =====fieldID="14.010" fieldMnemonic="VPS" == -->
18 <ansi-nist:ImageVerticalPixelDensityValue>1200</ansi-nist:ImageVerticalPixelDensityValue>
19 <!-- =====fieldID="14.003" fieldMnemonic="IMP" == -->
20 <ansi-nist:FingerprintImageImpressionCaptureCategoryCode>1</ansi-nist:FingerprintImageImpressionCaptureCategoryCode>
21 <!-- =====fieldID="14.013" fieldMnemonic="FGP" == -->
22 <ansi-nist:FingerPositionCode>19</ansi-nist:FingerPositionCode>
23 <!-- =====fieldID="14.014" fieldMnemonic="PPD" == -->
24 <ansi-nist:FingerprintImageMajorCasePrint>
25   <ansi-nist:FingerPositionCode>8</ansi-nist:FingerPositionCode>
26   <ansi-nist:MajorCasePrintCode>EJI</ansi-nist:MajorCasePrintCode>
27   <!-- =====fieldID="14.015" fieldMnemonic="PPC" == -->
28   <ansi-nist:MajorCasePrintSegmentOffset>
29     <ansi-nist:SegmentBottomVerticalCoordinateValue>85</ansi-nist:SegmentBottomVerticalCoordinateValue>
30     <ansi-nist:SegmentLocationCode>DST</ansi-nist:SegmentLocationCode>
31     <ansi-nist:SegmentFingerViewCode>FV1</ansi-nist:SegmentFingerViewCode>
32     <ansi-nist:SegmentLeftHorizontalCoordinateValue>115</ansi-nist:SegmentLeftHorizontalCoordinateValue>
33     <ansi-nist:SegmentRightHorizontalCoordinateValue>188</ansi-nist:SegmentRightHorizontalCoordinateValue>
34     <ansi-nist:SegmentTopVerticalCoordinateValue>55</ansi-nist:SegmentTopVerticalCoordinateValue>
35   </ansi-nist:MajorCasePrintSegmentOffset>
36   <ansi-nist:MajorCasePrintSegmentOffset>
37     <ansi-nist:SegmentBottomVerticalCoordinateValue>126</ansi-nist:SegmentBottomVerticalCoordinateValue>
```

```

1      <ansi-nist:SegmentLocationCode>MED</ansi-nist:SegmentLocationCode>
2      <ansi-nist:SegmentFingerViewCode>FV1</ansi-nist:SegmentFingerViewCode>
3      <ansi-nist:SegmentLeftHorizontalCoordinateValue>115</ansi-nist:SegmentLeftHorizontalCoordinateValue>
4      <ansi-nist:SegmentRightHorizontalCoordinateValue>188</ansi-nist:SegmentRightHorizontalCoordinateValue>
5      <ansi-nist:SegmentTopVerticalCoordinateValue>92</ansi-nist:SegmentTopVerticalCoordinateValue>
6      </ansi-nist:MajorCasePrintSegmentOffset>
7      </ansi-nist:FingerprintImageMajorCasePrint>
8      <!-- =====fieldID="14.022" fieldMnemonic="NQM" == -->
9      <ansi-nist:FingerprintImageNISTQuality>
10     <ansi-nist:FingerPositionCode>8</ansi-nist:FingerPositionCode>
11     <ansi-nist:NISTQualityMeasure>1</ansi-nist:NISTQualityMeasure>
12 </ansi-nist:FingerprintImageNISTQuality>
13 <!-- =====fieldID="14.024" fieldMnemonic="FQM" == -->
14 <itl:FingerprintImageQuality>
15     <ansi-nist:FingerPositionCode>8</ansi-nist:FingerPositionCode>
16     <ansi-nist:QualityAlgorithmProductIdentification>
17     <nc:IdentificationID>28495</nc:IdentificationID>
18     </ansi-nist:QualityAlgorithmProductIdentification>
19     <ansi-nist:QualityAlgorithmVendorIdentification>
20     <nc:IdentificationID>FFF0</nc:IdentificationID>
21     </ansi-nist:QualityAlgorithmVendorIdentification>
22     <ansi-nist:QualityValue>100</ansi-nist:QualityValue>
23 </itl:FingerprintImageQuality>
24 </itl:FingerprintImage>
25 </itl:PackageFingerprintImageRecord>
26
27 <!-- ===== -->
28 <!-- RECORD TYPE 15 Variable Resolution Palmprint Image -->
29 <!-- ===== -->
30 <itl:PackagePalmprintImageRecord>
31     <ansi-nist:RecordCategoryCode>15</ansi-nist:RecordCategoryCode>
32     <!-- ===== fieldID="15.002" fieldMnemonic="IDC" == -->
33     <ansi-nist:ImageReferenceIdentification>
34     <nc:IdentificationID>13</nc:IdentificationID>
35 </ansi-nist:ImageReferenceIdentification>
36 <!-- ===== fieldID="15.200-998" fieldMnemonic="UDF" == -->
37 <itl:ExampleUserDefinedFields>

```

```
1      <!-- Well-formed XML goes here.  Users may define a substitute element. -->
2  </itl:ExampleUserDefinedFields>
3  <itl:PalmprintImage>
4      <!-- =====fieldID="15.999" fieldMnemonic="DATA" == -->
5      <nc:BinaryBase64Object>mrHbPdrko3u1s7ahtgPBjtmO1s85tfG2U7bpofY9
6          4Czu2SbY7d7wF9fQ7ZptgGrtkO2a2dsJ7wZbe 8BlzvAmQ7xq+Y94GoHeEsR3ikWd4DIGhzmp3k42
7          d4DRmzs94DKveDTB3hqw6PeBLrtpPep0H/+h</nc:BinaryBase64Object>
8      <!-- =====fieldID="15.012" fieldMnemonic="BPX" == -->
9      <ansi-nist:ImageBitsPerPixelQuantity>8</ansi-nist:ImageBitsPerPixelQuantity>
10     <ansi-nist:ImageCaptureDetail>
11         <!-- =====fieldID="15.005" fieldMnemonic="PCD" == -->
12         <ansi-nist:CaptureDate>
13             <nc:Date>1953-04-23</nc:Date>
14         </ansi-nist:CaptureDate>
15         <!-- =====fieldID="15.016" fieldMnemonic="SHPS" == -->
16         <ansi-nist:CaptureHorizontalPixelDensityValue>500</ansi-nist:CaptureHorizontalPixelDensityValue>
17         <!-- =====fieldID="15.004" fieldMnemonic="SRC" == -->
18         <ansi-nist:CaptureOrganization>
19             <nc:OrganizationIdentification>
20                 <nc:IdentificationID>WI013415Y</nc:IdentificationID>
21             </nc:OrganizationIdentification>
22             <nc:OrganizationName>WI Crime Information Bureau</nc:OrganizationName>
23         </ansi-nist:CaptureOrganization>
24         <!-- =====fieldID="15.017" fieldMnemonic="SVPS" == -->
25         <ansi-nist:CaptureVerticalPixelDensityValue>500</ansi-nist:CaptureVerticalPixelDensityValue>
26         <!-- =====fieldID="15.030" fieldMnemonic="DMM" == -->
27         <ansi-nist:CaptureDeviceMonitoringModeCode>ASSISTED</ansi-nist:CaptureDeviceMonitoringModeCode>
28     </ansi-nist:ImageCaptureDetail>
29     <!-- =====fieldID="15.020" fieldMnemonic="COM" == -->
30     <ansi-nist:ImageCommentText>Comment</ansi-nist:ImageCommentText>
31     <!-- =====fieldID="15.011" fieldMnemonic="CGA" == -->
32     <ansi-nist:ImageCompressionAlgorithmText>JPEGB</ansi-nist:ImageCompressionAlgorithmText>
33     <!-- =====fieldID="15.006" fieldMnemonic="HLL" == -->
34     <ansi-nist:ImageHorizontalLineLengthPixelQuantity>80</ansi-nist:ImageHorizontalLineLengthPixelQuantity>
35     <!-- =====fieldID="15.009" fieldMnemonic="HPS" == -->
36     <ansi-nist:ImageHorizontalPixelDensityValue>1200</ansi-nist:ImageHorizontalPixelDensityValue>
37     <!-- =====fieldID="15.008" fieldMnemonic="SLC" == -->
```

```

1      <ansi-nist:ImageScaleUnitsCode>1</ansi-nist:ImageScaleUnitsCode>
2      <!-- =====fieldID="15.007" fieldMnemonic="VLL" == -->
3      <ansi-nist:ImageVerticalLineLengthPixelQuantity>65</ansi-nist:ImageVerticalLineLengthPixelQuantity>
4      <!-- =====fieldID="15.010" fieldMnemonic="VPS" == -->
5      <ansi-nist:ImageVerticalPixelDensityValue>1200</ansi-nist:ImageVerticalPixelDensityValue>
6      <!-- =====fieldID="15.003" fieldMnemonic="IMP" == -->
7      <ansi-nist:FingerprintImageImpressionCaptureCategoryCode>10</ansi-nist:FingerprintImageImpressionCaptureCategoryCode>
8      <!-- =====fieldID="15.013" fieldMnemonic="PLP" == -->
9      <ansi-nist:PalmPositionCode>28</ansi-nist:PalmPositionCode>
10     <!-- =====fieldID="15.024" fieldMnemonic="PQM" == -->
11     <itl:PalmprintImageQuality>
12         <ansi-nist:PalmPositionCode>28</ansi-nist:PalmPositionCode>
13         <ansi-nist:QualityAlgorithmProductIdentification>
14             <nc:IdentificationID>28495</nc:IdentificationID>
15         </ansi-nist:QualityAlgorithmProductIdentification>
16         <ansi-nist:QualityAlgorithmVendorIdentification>
17             <nc:IdentificationID>FFF0</nc:IdentificationID>
18         </ansi-nist:QualityAlgorithmVendorIdentification>
19         <ansi-nist:QualityValue>100</ansi-nist:QualityValue>
20     </itl:PalmprintImageQuality>
21 </itl:PalmprintImage>
22 </itl:PackagePalmprintImageRecord>
23
24 <!-- ===== -->
25 <!--          RECORD TYPE 16   User Defined Testing Image          -->
26 <!-- ===== -->
27 <itl:PackageUserDefinedTestingImageRecord>
28     <ansi-nist:RecordCategoryCode>16</ansi-nist:RecordCategoryCode>
29     <!-- ===== fieldID="16.002" fieldMnemonic="IDC" == -->
30     <ansi-nist:ImageReferenceIdentification>
31         <nc:IdentificationID>14</nc:IdentificationID>
32     </ansi-nist:ImageReferenceIdentification>
33     <!-- ===== fieldID="16.200-998" fieldMnemonic="UDF" == -->
34     <itl:ExampleUserDefinedFields>
35         <!-- Well-formed XML goes here.  Users may define a substitute element. -->
36     </itl:ExampleUserDefinedFields>
37     <itl:TestImage>

```

```
1      <!-- =====fieldID="16.999" fieldMnemonic="DATA" == -->
2      <nc:BinaryBase64Object>mrHbPdrko3u1s7ahgtPBjtmO1s85tfG2U7bpofY9
3          4Czu2SbY7d7wF9fQ7ZptgGrtkO2a2dsJ7wZbe 8BlzvAmQ7xq+Y94GoHeEsR3ikWd4DIGhzmp3k42
4          d4DRmzs94DKveDTB3hqw6PeBLrtpPep0H/+h</nc:BinaryBase64Object>
5      <!-- =====fieldID="16.003" fieldMnemonic="UDI" == -->
6      <nc:BinaryDescriptionText>Test Image</nc:BinaryDescriptionText>
7      <!-- =====fieldID="16.012" fieldMnemonic="BPX" == -->
8      <ansi-nist:ImageBitsPerPixelQuantity>8</ansi-nist:ImageBitsPerPixelQuantity>
9      <ansi-nist:ImageCaptureDetail>
10         <!-- =====fieldID="16.005" fieldMnemonic="UTD" == -->
11         <ansi-nist:CaptureDate>
12             <nc:Date>1953-04-23</nc:Date>
13         </ansi-nist:CaptureDate>
14         <!-- =====fieldID="16.016" fieldMnemonic="SHPS" == -->
15         <ansi-nist:CaptureHorizontalPixelDensityValue>500</ansi-nist:CaptureHorizontalPixelDensityValue>
16         <!-- =====fieldID="16.004" fieldMnemonic="SRC" == -->
17         <ansi-nist:CaptureOrganization>
18             <nc:OrganizationIdentification>
19                 <nc:IdentificationID>WI013415Y</nc:IdentificationID>
20             </nc:OrganizationIdentification>
21             <nc:OrganizationName>WI Crime Information Bureau</nc:OrganizationName>
22         </ansi-nist:CaptureOrganization>
23         <!-- =====fieldID="16.017" fieldMnemonic="SVPS" == -->
24         <ansi-nist:CaptureVerticalPixelDensityValue>500</ansi-nist:CaptureVerticalPixelDensityValue>
25         <!-- =====fieldID="16.030" fieldMnemonic="DMM" == -->
26         <ansi-nist:CaptureDeviceMonitoringModeCode>ASSISTED</ansi-nist:CaptureDeviceMonitoringModeCode>
27     </ansi-nist:ImageCaptureDetail>
28     <!-- =====fieldID="16.013" fieldMnemonic="CSP" == -->
29     <ansi-nist:ImageColorSpaceCode>YCC</ansi-nist:ImageColorSpaceCode>
30     <!-- =====fieldID="16.020" fieldMnemonic="COM" == -->
31     <ansi-nist:ImageCommentText>Comment</ansi-nist:ImageCommentText>
32     <!-- =====fieldID="16.011" fieldMnemonic="CGA" == -->
33     <ansi-nist:ImageCompressionAlgorithmText>JPEGB</ansi-nist:ImageCompressionAlgorithmText>
34     <!-- =====fieldID="16.006" fieldMnemonic="HLL" == -->
35     <ansi-nist:ImageHorizontalLineLengthPixelQuantity>80</ansi-nist:ImageHorizontalLineLengthPixelQuantity>
36     <!-- =====fieldID="16.009" fieldMnemonic="HPS" == -->
37     <ansi-nist:ImageHorizontalPixelDensityValue>1200</ansi-nist:ImageHorizontalPixelDensityValue>
```

```

1      <!-- =====fieldID="16.024" fieldMnemonic="UQS" == -->
2      <ansi-nist:ImageQuality>
3          <ansi-nist:QualityAlgorithmProductIdentification>
4              <nc:IdentificationID>28495</nc:IdentificationID>
5          </ansi-nist:QualityAlgorithmProductIdentification>
6          <ansi-nist:QualityValue>100</ansi-nist:QualityValue>
7          <ansi-nist:QualityMeasureVendorIdentification>
8              <nc:IdentificationID>FFF0</nc:IdentificationID>
9          </ansi-nist:QualityMeasureVendorIdentification>
10     </ansi-nist:ImageQuality>
11     <!-- =====fieldID="16.008" fieldMnemonic="SLC" == -->
12     <ansi-nist:ImageScaleUnitsCode>1</ansi-nist:ImageScaleUnitsCode>
13     <!-- =====fieldID="16.007" fieldMnemonic="VLL" == -->
14     <ansi-nist:ImageVerticalLineLengthPixelQuantity>65</ansi-nist:ImageVerticalLineLengthPixelQuantity>
15     <!-- =====fieldID="16.010" fieldMnemonic="VPS" == -->
16     <ansi-nist:ImageVerticalPixelDensityValue>1200</ansi-nist:ImageVerticalPixelDensityValue>
17 </itl:TestImage>
18 </itl:PackageUserDefinedTestingImageRecord>
19
20 <!-- ===== -->
21 <!--          RECORD TYPE 17   Iris Image          -->
22 <!-- ===== -->
23 <itl:PackageIrisImageRecord>
24     <ansi-nist:RecordCategoryCode>17</ansi-nist:RecordCategoryCode>
25     <!-- ===== fieldID="17.002" fieldMnemonic="IDC" == -->
26     <ansi-nist:ImageReferenceIdentification>
27         <nc:IdentificationID>15</nc:IdentificationID>
28     </ansi-nist:ImageReferenceIdentification>
29     <!-- ===== fieldID="17.200-998" fieldMnemonic="UDF" == -->
30     <itl:ExampleUserDefinedFields>
31         <!-- Well-formed XML goes here.  Users may define a substitute element. -->
32     </itl:ExampleUserDefinedFields>
33     <itl:IrisImage>
34         <!-- =====fieldID="17.999" fieldMnemonic="DATA" == -->
35         <nc:BinaryBase64Object>mrHbPdrko3u1s7ahtgPBjtmO1s85tfG2U7bpofY9
36             4Czu2SbY7d7wF9fQ7ZptgGrkO2a2dsJ7wZbe 8BlzvAmQ7xq+Y94GoHeEsR3ikWd4DIGhzmp3k42
37             d4DRmzs94DKveDTB3hqw6PeBLrtpPep0H/+h</nc:BinaryBase64Object>

```



```
1      <!-- =====fieldID="17.012" fieldMnemonic="BPX" == -->
2      <ansi-nist:ImageBitsPerPixelQuantity>8</ansi-nist:ImageBitsPerPixelQuantity>
3      <ansi-nist:ImageCaptureDetail>
4          <!-- =====fieldID="17.005" fieldMnemonic="ICD" == -->
5          <ansi-nist:CaptureDate>
6              <nc:Date>1953-04-23</nc:Date>
7          </ansi-nist:CaptureDate>
8          <!-- =====fieldID="17.022" fieldMnemonic="SHPS" == -->
9          <ansi-nist:CaptureHorizontalPixelDensityValue>500</ansi-nist:CaptureHorizontalPixelDensityValue>
10         <!-- =====fieldID="17.004" fieldMnemonic="SRC" == -->
11         <ansi-nist:CaptureOrganization>
12             <nc:OrganizationIdentification>
13                 <nc:IdentificationID>WI013415Y</nc:IdentificationID>
14             </nc:OrganizationIdentification>
15             <nc:OrganizationName>WI Crime Information Bureau</nc:OrganizationName>
16         </ansi-nist:CaptureOrganization>
17         <!-- =====fieldID="17.023" fieldMnemonic="SVPS" == -->
18         <ansi-nist:CaptureVerticalPixelDensityValue>500</ansi-nist:CaptureVerticalPixelDensityValue>
19         <!-- =====fieldID="17.030" fieldMnemonic="DMM" == -->
20         <ansi-nist:CaptureDeviceMonitoringModeCode>ASSISTED</ansi-nist:CaptureDeviceMonitoringModeCode>
21     </ansi-nist:ImageCaptureDetail>
22     <!-- =====fieldID="17.013" fieldMnemonic="CSP" == -->
23     <ansi-nist:ImageColorSpaceCode>YCC</ansi-nist:ImageColorSpaceCode>
24     <!-- =====fieldID="17.021" fieldMnemonic="COM" == -->
25     <ansi-nist:ImageCommentText>Comment</ansi-nist:ImageCommentText>
26     <!-- =====fieldID="17.011" fieldMnemonic="CGA" == -->
27     <ansi-nist:ImageCompressionAlgorithmText>JPEGB</ansi-nist:ImageCompressionAlgorithmText>
28     <!-- =====fieldID="17.006" fieldMnemonic="HLL" == -->
29     <ansi-nist:ImageHorizontalLineLengthPixelQuantity>80</ansi-nist:ImageHorizontalLineLengthPixelQuantity>
30     <!-- =====fieldID="17.009" fieldMnemonic="HPS" == -->
31     <ansi-nist:ImageHorizontalPixelDensityValue>1200</ansi-nist:ImageHorizontalPixelDensityValue>
32     <!-- =====fieldID="17.024" fieldMnemonic="IQS" == -->
33     <ansi-nist:ImageQuality>
34         <ansi-nist:QualityAlgorithmProductIdentification>
35             <nc:IdentificationID>28495</nc:IdentificationID>
36         </ansi-nist:QualityAlgorithmProductIdentification>
37         <ansi-nist:QualityValue>100</ansi-nist:QualityValue>
```

```
1      <ansi-nist:QualityMeasureVendorIdentification>
2          <nc:IdentificationID>FFF0</nc:IdentificationID>
3      </ansi-nist:QualityMeasureVendorIdentification>
4  </ansi-nist:ImageQuality>
5  <!-- =====fieldID="17.008" fieldMnemonic="SLC" == -->
6  <ansi-nist:ImageScaleUnitsCode>1</ansi-nist:ImageScaleUnitsCode>
7  <!-- =====fieldID="17.007" fieldMnemonic="VLL" == -->
8  <ansi-nist:ImageVerticalLineLengthPixelQuantity>65</ansi-nist:ImageVerticalLineLengthPixelQuantity>
9  <!-- =====fieldID="17.010" fieldMnemonic="VPS" == -->
10 <ansi-nist:ImageVerticalPixelDensityValue>1200</ansi-nist:ImageVerticalPixelDensityValue>
11 <!-- =====fieldID="17.003" fieldMnemonic="FID" == -->
12 <ansi-nist:IrisEyePositionCode>2</ansi-nist:IrisEyePositionCode>
13 <!-- =====fieldID="17.014" fieldMnemonic="RAE" == -->
14 <ansi-nist:IrisEyeRotationAngleMeasure>8192</ansi-nist:IrisEyeRotationAngleMeasure>
15 <!-- =====fieldID="17.015" fieldMnemonic="RAU" == -->
16 <ansi-nist:IrisEyeRotationUncertaintyValueText>FFFF</ansi-nist:IrisEyeRotationUncertaintyValueText>
17 <ansi-nist:IrisImageCapture>
18     <!-- =====fieldID="17.018" fieldMnemonic="GUI" == -->
19     <ansi-nist:CaptureDeviceGlobalIdentification>
20         <nc:IdentificationID>A2849B293059C200</nc:IdentificationID>
21     </ansi-nist:CaptureDeviceGlobalIdentification>
22     <!-- =====fieldID="17.017" fieldMnemonic="DUI" == -->
23     <ansi-nist:CaptureDeviceIdentification>
24         <nc:IdentificationID>P270NEIS67830000</nc:IdentificationID>
25     </ansi-nist:CaptureDeviceIdentification>
26     <!-- =====fieldID="17.019" fieldMnemonic="MMS" == -->
27     <ansi-nist:CaptureDeviceMakeText>RGT88</ansi-nist:CaptureDeviceMakeText>
28     <ansi-nist:CaptureDeviceModelText>PEARL</ansi-nist:CaptureDeviceModelText>
29     <ansi-nist:CaptureDeviceSerialNumberText>2838590029395784-4</ansi-nist:CaptureDeviceSerialNumberText>
30     <!-- =====fieldID="17.016" fieldMnemonic="IPC" == -->
31     <ansi-nist:IrisImageHorizontalOrientationCode>2</ansi-nist:IrisImageHorizontalOrientationCode>
32     <ansi-nist:IrisImageScanCategoryCode>3</ansi-nist:IrisImageScanCategoryCode>
33     <ansi-nist:IrisImageVerticalOrientationCode>1</ansi-nist:IrisImageVerticalOrientationCode>
34 </ansi-nist:IrisImageCapture>
35 <!-- =====fieldID="17.020" fieldMnemonic="ECL" == -->
36 <ansi-nist:IrisEyeColorAttributeCode>MUL</ansi-nist:IrisEyeColorAttributeCode>
37 <!-- =====fieldID="17.025" fieldMnemonic="ALS" == -->
```

```

1      <ansi-nist:IrisImageAcquisitionLightingSpectrumValue>VIS</ansi-nist:IrisImageAcquisitionLightingSpectrumValue>
2      <!-- =====fieldID="17.026" fieldMnemonic="IRD" == -->
3      <itl:IrisDiameterPixelQuantity>304</itl:IrisDiameterPixelQuantity>
4      </itl:IrisImage>
5      </itl:PackageIrisImageRecord>
6
7      <!-- ===== -->
8      <!--          RECORD TYPE 99   CBEFF Data          -->
9      <!-- ===== -->
10     <itl:PackageCBEFFBiometricDataRecord>
11     <ansi-nist:RecordCategoryCode>99</ansi-nist:RecordCategoryCode>
12     <!-- ===== fieldID="99.002" fieldMnemonic="IDC" == -->
13     <ansi-nist:ImageReferenceIdentification>
14     <nc:IdentificationID>16</nc:IdentificationID>
15     </ansi-nist:ImageReferenceIdentification>
16     <!-- ===== fieldID="99.200-998" fieldMnemonic="UDF" == -->
17     <itl:ExampleUserDefinedFields>
18     <!-- Well-formed XML goes here.  Users may define a substitute element. -->
19     </itl:ExampleUserDefinedFields>
20     <ansi-nist:CBEFFImage>
21     <!-- =====fieldID="99.999" fieldMnemonic="BDB" == -->
22     <nc:BinaryBase64Object>mrHbPdrko3u1s7ahtgPBjtmO1s85tfG2U7bpofY9
23     4Czu2SbY7d7wF9fQ7ZptgGrtkO2a2dsJ7wZbe 8BlzvAmQ7xq+Y94GoHeEsR3ikWd4DIGhzmp3k42
24     d4DRmzs94DKveDTB3hqw6PeBLrtpPep0H/+h</nc:BinaryBase64Object>
25     <ansi-nist:ImageCaptureDetail>
26     <!-- =====fieldID="99.005" fieldMnemonic="BCD" == -->
27     <ansi-nist:CaptureDate>
28     <nc:DateTime>2005-11-05T05:25:00Z</nc:DateTime>
29     </ansi-nist:CaptureDate>
30     <!-- =====fieldID="99.004" fieldMnemonic="SRC" == -->
31     <ansi-nist:CaptureOrganization>
32     <nc:OrganizationIdentification>
33     <nc:IdentificationID>WI013415Y</nc:IdentificationID>
34     </nc:OrganizationIdentification>
35     <nc:OrganizationName>WI Crime Information Bureau</nc:OrganizationName>
36     </ansi-nist:CaptureOrganization>
37     </ansi-nist:ImageCaptureDetail>

```

```
1      <!-- =====fieldID="99.102" fieldMnemonic="BDQ" == -->
2      <ansi-nist:ImageQuality>
3          <ansi-nist:QualityAlgorithmProductIdentification>
4              <nc:IdentificationID>28495</nc:IdentificationID>
5          </ansi-nist:QualityAlgorithmProductIdentification>
6          <ansi-nist:QualityValue>49</ansi-nist:QualityValue>
7          <ansi-nist:QualityMeasureVendorIdentification>
8              <nc:IdentificationID>FFF0</nc:IdentificationID>
9          </ansi-nist:QualityMeasureVendorIdentification>
10     </ansi-nist:ImageQuality>
11     <!-- =====fieldID="99.103" fieldMnemonic="BFO" == -->
12     <ansi-nist:CBEFFFormatOwnerIdentification>
13         <nc:IdentificationID>001B</nc:IdentificationID>
14     </ansi-nist:CBEFFFormatOwnerIdentification>
15     <!-- =====fieldID="99.104" fieldMnemonic="BFT" == -->
16     <ansi-nist:CBEFFFormatCategoryIdentification>
17         <nc:IdentificationID>000A</nc:IdentificationID>
18     </ansi-nist:CBEFFFormatCategoryIdentification>
19     <!-- =====fieldID="99.100" fieldMnemonic="HDV" == -->
20     <ansi-nist:CBEFFVersionIdentification>
21         <nc:IdentificationID>0101</nc:IdentificationID>
22     </ansi-nist:CBEFFVersionIdentification>
23     <!-- =====fieldID="99.101" fieldMnemonic="BTY" == -->
24     <ansi-nist:CBEFFCategoryCode>00000200</ansi-nist:CBEFFCategoryCode>
25 </ansi-nist:CBEFFImage>
26 </itl:PackageCBEFFBiometricDataRecord>
27 </itl:NISTBiometricInformationExchangePackage>
```

Annex G INCITS / M1 378 Minutiae Format (Informative)

Minutia placement and type

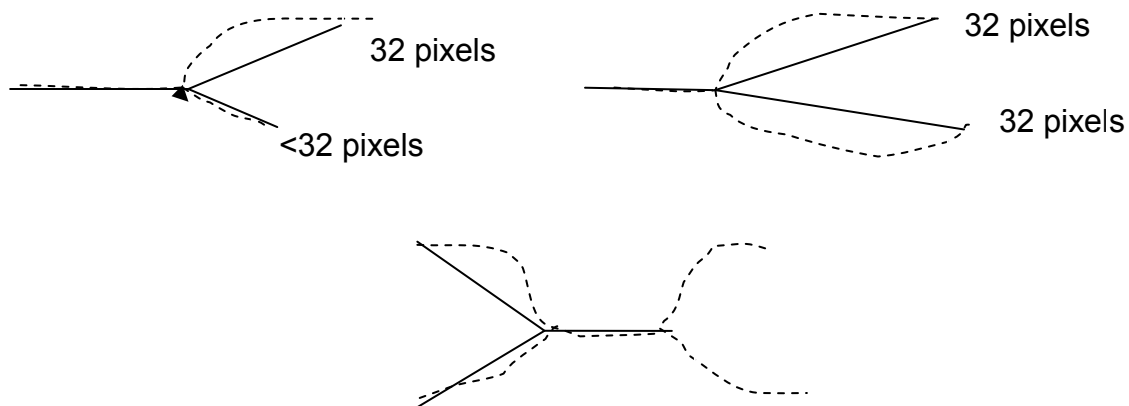
For templates to be conformant with Section 5 of the ANSI INCITS 378-2004 standard, the following method, which enhances the current INCITS 378-2004 standard, shall be used for determining placement (location and angular direction) of individual minutiae.

The position or location of a minutia representing a ridge ending shall be the point of forking of the medial skeleton of the valley area immediately in front of the ridge ending. If the three legs of the valley area were thinned down to a single-pixel-wide skeleton, the point of the intersection is the location of the minutia. Similarly, the location of the minutia for a bifurcation shall be the point of forking of the medial skeleton of the ridge. If the three legs of the ridge were each thinned down to a single-pixel-wide skeleton, the point where the three legs intersect is the location of the minutia.

After all ridge endings have been converted to bifurcations, all of the minutiae of the fingerprint image are represented as bifurcations. The X and Y pixel coordinates of the intersection of the three legs of each minutia can be directly formatted. Determination of the minutia direction can be extracted from each skeleton bifurcation. The three legs of every skeleton bifurcation must be examined and the endpoint of each leg determined. Figure G1 illustrates the three methods used for determining the end of a leg that is based on a scanning resolution of 500 ppi. The ending is established according to the event that occurs first. The pixel count is based on a scan resolution of 500 ppi. Different scan resolutions would imply different pixel counts.

- A distance of .064" (the 32nd pixel)
- The end of skeleton leg that occurs between a distance of .02" and .064" (the 10th through the 32nd pixels); shorter legs are not used
- A second bifurcation is encountered within a distance of .064" (before the 32nd pixel)

Figure G1 Minutiae angle components



The angle of the minutiae is determined by constructing three virtual rays originating at the bifurcation point and extending to the end of each leg. The smallest of the three angles formed by the rays is bisected to indicate the minutiae direction.

Coordinate system

The coordinate system used to express the minutiae of a fingerprint shall be a Cartesian coordinate system. Minutiae locations shall be represented by their *x* and *y* coordinates. The origin of the coordinate system shall be the upper left corner of the original image with *x* increasing to the right and *y* increasing downward. Both *x* and *y* coordinates of a minutiae shall be represented in pixel units from the origin. It should be noted that the location of the origin and units of measure is not in agreement with the convention used in the “standard format” definitions of Section 214.1.

Minutiae direction

Angles are expressed in standard mathematical format, with zero degrees to the right and angles increasing in the counterclockwise direction. Recorded angles are in the direction pointing back along the ridge for a ridge ending and toward the center of the valley for a bifurcation. This convention is 180 degrees opposite of the angle convention described in the “standard format” definitions of Section 214.1.4.

XML elements for Type-9 logical record INCITS-378 Format

For purposes of this standard, no proprietary information shall be contained in any of the information and data specified by the M1-378 block of information items. Therefore, the following descriptions are presented for each of the elements in this Type-9 block. All elements of the Type-9 records shall be recorded as ASCII text. No binary content is permissible in this record.

The first four elements of the Type-9 record are mandatory and retain the same meaning as described in Sections 214.2.2 through 214.2.5. The description of those elements is not repeated here. In the Part 2 XML version of the Type-9 record, a minutiae representation other than the NIST “standard format” is implemented as substitution element for the abstract element `<itl:RecordMinutiae>`. This Annex defines a substitution element.

In the subsections that follow, text in bold between opening and closing tags is informative and only included for illustrative purposes, unless otherwise specifically stated (as it is for `<ansi-nist:CBEFFFormatOwnerIdentification>`, for example).

Table G201 Type-9 INCITS-378 minutiae representation

Part 1 Ident	Cond code	Part 1 Field Number	Part 2 XML Element Name	IMG	Occur count	
					min	Max
			<incits:Minutiae> CONCRETE SUBSTITUTE FOR <itl:RecordMinutiae>		1	1
	M	9.126	<ansi-nist:CBEFFFormatOwnerIdentification>		1	1
	M		<ansi-nist:CBEFFFormatCategoryIdentification>		1	1
	M		<incits:CBEFFProductIdentification>		1	1
	M	9.127	<incits:FingerprintImageCapture>		1	1
	M		<incits:CaptureDeviceCertificationText:>		1	1
	M		<incits:CaptureDeviceIdentification:>		1	1
	M		< ansi-nist:NISTImage>		1	1
HLL	M	9.128	<ansi-nist:ImageHorizontalLineLengthPixelQuantity>		1	1
HPS	M	9.131	<ansi-nist:ImageHorizontalPixelDensityValue>		1	1
SLC	M	9.130	<ansi-nist:ImageScaleUnitsCode>		1	1
VLL	M	9.129	<ansi-nist:VerticalLineLengthPixelQuantity>		1	1
VPS	M	9.132	<ansi-nist:ImageVerticalPixelDensityValue>		1	1
	M	9.133	< incits:FingerViewCode>		1	1
	*M	9.134	< ansi-nist:FingerPositionCode>	FIN	1	Unlim
	*M		< ansi-nist:PalmPositionCode>	PAL	1	Unlim
	M	9.135	< incits:MinutiaeQuality>		1	1
	M		< ansi-nist:QualityAlgorithmProductIdentification>		1	1
	M		< ansi-nist:QualityValue>		1	1
	M		< ansi-nist:QualityMeasureVendorIdentification>		1	1
	M	9.136	< ansi-nist:MinutiaeQuantity>		1	1
	M	9.137	< itl:MinutiaDetail>		1	Unlim
	M		< ansi-nist:PositionHorizontalCoordinateValue>		1	1
	M		< ansi-nist:PositionVerticalCoordinate Value>		1	1
	M		< ansi-nist:MinutiaIdentification>		1	1
	M		< ansi-nist:PositionThetaAngleMeasure>		1	1
	M		< ansi-nist:MinutiaQualityValue>		1	1
	M		<incits:MinutiaCategoryCode>		1	1
	O	9.138	< incits:RidgeCountExtractionMethodCode>		0	1
	O		< incits:RidgeCountDetail>		0	Unlim

Part 1 Ident	Cond code	Part 1 Field Number	Part 2 XML Element Name	IMG	Occur count	
					min	Max
	M		<ansi-nist:MinutiaIdentification>		1	1
	M		<ansi-nist:RidgeCountReferenceIdentification>		1	1
	M		<ansi-nist:RidgeCountValue>		1	1
	O	9.139	<incits:MinutiaeFingerCorePosition>		0	Unlim
	M		<ansi-nistPositionHorizontalCoordinateValue>		1	1
	M		<ansi-nistPositionVerticalCoordinateValue>		1	1
	M		<ansi-nistPositionThetaAngleMeasure>		1	1
	O	9.139	<incits:MinutiaeFingerDeltaPosition>		0	Unlim
	M		<ansi-nistPositionHorizontalCoordinateValue>		1	1
	M		<ansi-nistPositionVerticalCoordinateValue>		1	1
	M		<ansi-nistPositionThetaAngleMeasure>		1	1

224.1.1 Element <incits:Minutiae>

Complex element <itl:RecordMinutiae> is abstract, and as such is unusable by itself. This Annex defines a specific, concrete substitution element named <incits:Minutiae>.

This substitution element may be defined in an extension schema similar to this, using “incits:” as the namespace.

```
<xsd:element name="Minutiae"
  substitutionGroup="itl:RecordMinutiae"
  type="incits:MinutiaeType"/>

<xsd:complexType name="MinutiaeType">
  <xsd:complexContent>
    <xsd:extension base="s:ComplexObjectType">
      <xsd:sequence>

[ Content defined in schema for this Annex ]

      </xsd:sequence>
    </xsd:extension>
  </xsd:complexContent>
</xsd:complexType>
```


The element would then appear in an instance document like this:

```
<incits:Minutiae>
    [ Content defined in instance example for this Annex ]
</incits:Minutiae>
```

The complex element <incits:Minutiae> has been defined as a concrete substitution for the abstract element <itl:RecordMinutiae>. It contains the INCITS/M1 378 Minutiae Format content for representation of minutiae. All of the elements in this format are nested within, as described in the subsections below.

```
<incits:Minutiae>
    [... INCITS/M1 378 minutiae elements ...]
</incits:Minutiae>
```

Element <ansi-nist:CBEFFFormatOwnerIdentification>

Cross-reference: Part 1, Annex G Field 9.126: CBEFF information, owner item

This mandatory element shall contain the value "27". This is the identification of the CBEFF Format Owner assigned by the International Biometric Industry Association (IBIA) to INCITS Technical Committee M1.

Complex element <ansi-nist:CBEFFFormatOwnerIdentification> shall have the simple element <nc:IdentificationID>, which will contain the four hex digits assigned by IBIA represented by a string of four ASCII characters.

```
<ansi-nist:CBEFFFormatOwnerIdentification>
    <nc:IdentificationID>FFF0</nc:IdentificationID>
</ansi-nist:CBEFFFormatOwnerIdentification>
```

Element <ansi-nist:CBEFFFormatCategoryIdentification>

Cross-reference: Part 1, Annex G Field 9.126: CBEFF information, type item

This mandatory element shall contain the CBEFF Format Type that is assigned a value of "513" to indicate that this record contains only location and angular direction data without any Extended Data Block information. A value of "514" indicates the presence of extended data.

Complex element <ansi-nist:CBEFFFormatCategoryIdentification> shall have the simple element <nc:IdentificationID>, which will contain the required value.

```
<ansi-nist:CBEFFFormatCategoryIdentification>
    <nc:IdentificationID>513</nc:IdentificationID>
</ansi-nist:CBEFFFormatCategoryIdentification>
```

Element <incits:CBEFFProductIdentification>

Cross-reference: Part 1, Annex G Field 9.126: CBEFF information, product item

This mandatory element shall contain the CBEFF Product Identifier (PID) that identifies the "owner" of the encoding equipment. The vendor establishes this value. It can be obtained from the IBIA website (www.ibia.org) if it is posted.

Complex element <incits:CBEFFProductIdentification> shall have the simple element <nc:IdentificationID>, which will contain the required value.

```
<incits:CBEFFProductIdentification>
  <nc:IdentificationID>RG88</nc:IdentificationID>
</incits:CBEFFProductIdentification>
```

Element <incits:FingerprintImageCapture>

Cross-reference: Part 1, Annex G Field 9.127: Capture equipment identification

This mandatory element shall contain two child elements.

The child element <incits:CaptureDeviceCertificationText> shall contain "APPF" if the equipment used originally to acquire the image was certified to conform with Appendix F (IAFIS Image Quality Specification, January 29, 1999) of CJIS-RS-0010, the Federal Bureau of Investigation's Electronic Fingerprint Transmission Specification. If the equipment did not conform, it will contain the value of "NONE".

The child element <ansi-nist:CaptureDeviceIdentification> shall contain the Capture Equipment ID, which is a vendor-assigned product number of the capture equipment. A value of "0" indicates that the capture equipment ID is unreported. Complex element <ansi-nist:CaptureDeviceIdentification> shall have the simple element <nc:IdentificationID>, which will contain the required value.

```
<incits:FingerprintImageCapture>
  <incits:CaptureDeviceCertificationText>APPF
  </incits:CaptureDeviceCertificationText>
  <incits:CaptureDeviceIdentification>
    <nc:IdentificationID>SCANR88</nc:IdentificationID>
  </incits:CaptureDeviceIdentification>
</incits:FingerprintImageCapture>
```

Element <ansi-nist:NISTImage>

This mandatory element shall contain five mandatory child elements.

Cross-reference: Part 1, Annex G Field 9.128: Horizontal line length (HLL)

The mandatory child element <ansi-nist:ImageHorizontalLineLengthPixelQuantity> shall contain the number of pixels contained on a single horizontal line of the transmitted image. The maximum horizontal size is limited to 65,534 pixels.

Cross-reference: Part 1, Annex G Field 9.131: Horizontal pixel scale (HPS)

The mandatory child element <ansi-nist:ImageHorizontalPixelDensityValue> shall specify the integer pixel density used in the horizontal direction providing the <ansi-nist:ImageScaleUnitsCode> (SLC) element contains a "1" or a "2". Otherwise, it indicates the horizontal component of the pixel aspect ratio.

Cross-reference: Part 1, Annex G Field 9.130: Scale units (SLC)

The mandatory child element <ansi-nist:ImageScaleUnitsCode> shall specify the units used to describe the image sampling frequency (pixel density). A "1" in this element indicates pixels per inch, or a "2" indicates pixels per centimeter. A "0" in this element indicates no scale is given. For this case, the quotient of HPS/VPS gives the pixel aspect ratio.

Cross-reference: Part 1, Annex G Field 9.129: Vertical line length (VLL)

The mandatory child element <ansi-nist:ImageVerticalLineLengthPixelQuantity> shall contain the number of horizontal lines contained in the transmitted image. The maximum vertical size is limited to 65,534 pixels.

Cross-reference: Part 1, Annex G Field 9.132: Vertical pixel scale (VPS)

The mandatory child element <ansi-nist:ImageVerticalPixelDensityValue> shall specify the integer pixel density used in the vertical direction providing the <ansi-nist:ImageScaleUnitsCode> (SLC) element contains a "1" or a "2". Otherwise, it indicates the vertical component of the pixel aspect ratio.

```
<ansi-nist:NISTImage>
  <ansi-nist:ImageHorizontalLineLengthPixelQuantity>80
    </ansi-nist:ImageHorizontalLineLengthPixelQuantity>
  <ansi-nist:CaptureHorizontalPixelDensityValue>1200
    </ansi-nist:CaptureHorizontalPixelDensityValue>
  <ansi-nist:ImageScaleUnitsCode>1</ansi-nist:ImageScaleUnitsCode>
  <ansi-nist:ImageVerticalLineLengthPixelQuantity>65
    </ansi-nist:ImageVerticalLineLengthPixelQuantity>
  <ansi-nist:ImageVerticalPixelDensityValue>1200
    </ansi-nist:ImageVerticalPixelDensityValue>
</ansi-nist:NISTImage>
```

Element <incits:FingerViewCode>

Cross-reference: Part 1, Annex G Field 9.133: Finger view

This mandatory element contains the view number of the finger associated with this record's data. The view number begins with "0" and increments by one to "15".

```
<incits:FingerViewCode>12</incits:FingerViewCode>
```

Element <ansi-nist:FingerPositionCode> or <ansi-nist:PalmPositionCode>

Cross-reference: Part 1, Annex G Field 9.134: Finger position

This mandatory element shall contain the code designating the finger position that produced the information in this Type-9 record. A code between 1 and 10 taken from Table 212 shall be used to indicate the finger position.

```
<ansi-nist:FingerPositionCode>12</ansi-nist:FingerPositionCode>
```

Element <incits:MinutiaeQuality>

Cross-reference: Part 1, Annex G Field 9.135: Finger quality

This mandatory complex element shall contain the quality of the overall finger minutiae data in three child elements. They identify a quality score and the algorithm used to create the quality score. This information is useful to enable the recipient of the quality score to differentiate between quality scores generated by different algorithms and adjust for any differences in processing or analysis as necessary.

The child element <ansi-nist:QualityAlgorithmProductIdentification> shall contain a numeric product code assigned by the vendor of the quality algorithm, which may be registered with the IBIA, but it is not required to be registered. It indicates which of the vendor's algorithms was used in the calculation of the quality score. This element contains the ASCII representation of the integer product code and should be within the range 1 to 65535. Complex element <ansi-nist:QualityAlgorithmProductIdentification> shall have the simple element <nc:IdentificationID>, which will contain the identification datum.

The child element <ansi-nist:QualityValue> shall contain a quantitative expression of the predicted matching performance of the biometric sample. This item contains the ASCII representation of the integer image quality score between 0 and 100 assigned to the image data by a quality algorithm. Higher values indicate better quality. An entry of "255" shall indicate a failed attempt to calculate a quality score. An entry of "254" shall indicate that no attempt to calculate a quality score was made. The use of additional values to convey other information should be harmonized with ISO/IEC 19794 standards.

The child element <ansi-nist:QualityMeasureVendorIdentification> shall contain the ID of the vendor of the quality algorithm used to calculate the quality score. This 4-digit hex value is assigned by IBIA and expressed as four ASCII characters. The IBIA shall maintain the Vendor Registry of CBEFF Biometric Organizations that will map the value in this element to a registered organization. Complex element <ansi-nist:QualityMeasureVendorIdentification> shall have the simple element <nc:IdentificationID>, which will contain the identification datum.

```
<incits:MinutiaeQuality>
  <ansi-nist:QualityAlgorithmProductIdentification>
    <nc:IdentificationID>28488</nc:IdentificationID>
  </ansi-nist:QualityAlgorithmProductIdentification>
  <ansi-nist:QualityValue>100
  </ansi-nist:QualityValue>
  <ansi-nist:QualityMeasureVendorIdentification>
    <nc:IdentificationID>FFF0</nc:IdentificationID>
  </ansi-nist:QualityMeasureVendorIdentification>
</incits:MinutiaeQuality>
```

Element <ansi-nist:MinutiaeQuantity>

Cross-reference: Part 1, Annex G Field 9.136: Number of minutiae

The mandatory element shall contain a count of the number of minutiae recorded in this logical record.

```
<ansi-nist:MinutiaeQuantity>4</ansi-nist:MinutiaeQuantity>
```

Element <itl:MinutiaDetail>

Cross-reference: Part 1, Annex G Field 9.137: Finger minutiae data

This mandatory complex element has six child elements, each containing the details for a single minutiae. This complex element shall occur in its entirety multiple times. The total number of occurrences of <itl:MinutiaDetail> must agree with the count found in <ansi-nist:MinutiaeQuantity> (field 136).

The child element <ansi-nist:PositionHorizontalCoordinateValue> shall contain the 'x' coordinate of the minutia in pixel units.

The child element <ansi-nist:PositionVerticalCoordinateValue> shall contain the 'y' coordinate of the minutia in pixel units.

The child element <ansi-nist:MinutiaIdentification> shall contain the minutiae index number, which shall be initialized to "1" and incremented by "1" for each additional minutia in the fingerprint. Complex element <ansi-nist:MinutiaIdentification> shall have the simple element <nc:IdentificationID>, which will contain the identification datum.

The child element <ansi-nist:PositionThetaAngleMeasure> shall contain the minutiae angle recorded in units of two degrees. This value shall be nonnegative between 0 and 179.

The child element <incits:MinutiaQualityValue> shall contain the quality of each minutiae. This value shall range from 1 as a minimum to 100 as a maximum. A value of "0" indicates that no quality value is available.

The child element <incits:MinutiaCategoryCode> shall contain the minutiae type. A value of "0" is used to represent a minutiae of type "OTHER", a value of "1" for a ridge ending, and a value of "2" for a ridge bifurcation.

```
<itl:MinutiaDetail>
  <ansi-nist:PositionHorizontalCoordinateValue>0486
    </ansi-nist:PositionHorizontalCoordinateValue>
  <ansi-nist:PositionVerticalCoordinateValue>2839
    </ansi-nist:PositionVerticalCoordinateValue>
  <ansi-nist:MinutiaIdentification>
    <nc:IdentificationID>00</nc:IdentificationID>
  </ansi-nist:MinutiaIdentification>
  <ansi-nist:PositionThetaAngleMeasure>048
    </ansi-nist:PositionThetaAngleMeasure>
  <ansi-nist:MinutiaQualityValue>100
    </ansi-nist:MinutiaQualityValue>
  <incits:MinutiaCategoryCode>2
    </incits:MinutiaCategoryCode>
</itl:MinutiaDetail>
```

Element <incits:RidgeCountExtractionMethodCode>

Cross-reference: Part 1, Annex G Field 9.138: Ridge count information, first information item

This element shall indicate the ridge count extraction method. A “0” indicates that no assumption shall be made about the method used to extract ridge counts, nor their order in the record. A “1” indicates that for each center minutiae, ridge count data was extracted to the nearest neighboring minutiae in four quadrants, and ridge counts for each center minutia are listed together. A “2” indicates that for each center minutiae, ridge count data was extracted to the nearest neighboring minutiae in eight octants, and ridge counts for each center minutia are listed together.

```
<incits:RidgeCountExtractionMethodCode>1
  </incits:RidgeCountExtractionMethodCode>
```

Element <incits:RidgeCountDetail>

Cross-reference: Part 1, Annex G Field 9.138: Ridge count information

This complex element shall consist of three child elements. The complex element <incits:RidgeCountDetail> shall have multiple occurrences, one for each ridge count value reported.

The child element <ansi-nist:MinutiaIdentification> will contain the center minutiae index number. Complex element <ansi-nist:MinutiaIdentification> shall have the simple element <nc:IdentificationID>, which will contain the identification datum.

The child element <ansi-nist:RidgeCountReferenceIdentification> will contain the neighboring minutiae index number. Complex element <ansi-nist:RidgeCountReferenceIdentification> shall have the simple element <nc:IdentificationID>, which will contain the identification datum.

The child element <ansi-nist:RidgeCountValue> will contain the number of ridges crossed.

```
<incits:RidgeCountDetail>
  <ansi-nist:MinutiaIdentification>
    <nc:IdentificationID>1</nc:IdentificationID>
  </ansi-nist:MinutiaIdentification>
  <ansi-nist:RidgeCountReferenceIdentification>
    <nc:IdentificationID>2</nc:IdentificationID>
  </ansi-nist:RidgeCountReferenceIdentification>
  <ansi-nist:RidgeCountValue>6
  </ansi-nist:RidgeCountValue>
</incits:RidgeCountDetail>
```

Element <incits:MinutiaeFingerCorePosition>

Cross-reference: Part 1, Annex G Field 9.139: Core information

This element may have multiple occurrences, one for each core present in the original image. This element shall have three child elements.

The child element <ansi-nist:PositionHorizontalCoordinateValue> contains the ‘x’ coordinate position in pixel units.

The child element <ansi-nist:PositionVerticalCoordinateValue> contains the ‘y’ coordinate position in pixel units.

The child element `<ansi-nist:PositionThetaAngleMeasure>` contains the angle of the core recorded in units of 2 degrees. The value shall be a nonnegative value between 0 and 179.

```
<incits:MinutiaeFingerCorePosition>
  <ansi-nist:PositionHorizontalCoordinateValue>0035
  </ansi-nist:PositionHorizontalCoordinateValue>
  <ansi-nist:PositionVerticalCoordinateValue>0045
  </ansi-nist:PositionVerticalCoordinateValue>
  <ansi-nist:PositionThetaAngleMeasure>0045
  </ansi-nist:PositionThetaAngleMeasure>
</incits:MinutiaeFingerCorePosition>
```

Element `<incits:MinutiaeFingerDeltaPosition>`

Cross-reference: Part 1, Annex G Field 9.140: Delta information

This element may have multiple occurrences, one for each delta present in the original image. This element shall have three child elements.

The child element `<ansi-nist:PositionHorizontalCoordinateValue>` contains the 'x' coordinate position in pixel units.

The child element `<ansi-nist:PositionVerticalCoordinateValue>` contains the 'y' coordinate position in pixel units.

The child element `<ansi-nist:PositionThetaAngleMeasure>` contains the angle of the delta recorded in units of 2 degrees. The value shall be a nonnegative value between 0 and 179.

```
<incits:MinutiaeFingerDeltaPosition>
  <ansi-nist:PositionHorizontalCoordinateValue>0035
  </ansi-nist:PositionHorizontalCoordinateValue>
  <ansi-nist:PositionVerticalCoordinateValue>0045
  </ansi-nist:PositionVerticalCoordinateValue>
  <ansi-nist:PositionThetaAngleMeasure>0045
  </ansi-nist:PositionThetaAngleMeasure>
</incits:MinutiaeFingerDeltaPosition>
```

**Annex H Best Practice Application Level 30
(Informative)**

**BEST PRACTICE RECOMMENDATION
FOR THE CAPTURE OF MUGSHOTS**

Version 2.0

September 23, 1997

The original version of the "Best Practice Recommendation" was initiated at the Mugshot and Facial Image Workshop which was held in Gaithersburg, MD on October 23-25, 1995. Developed as a recommendation, the implementation of the practices and principles described in that document makes the conversion of existing and ongoing photographic collections more uniform. It contains a suggested set of procedures and equipment specifications for organizations considering the purchase of new systems or the upgrade of current systems. The recommendation is not designed to render current and legacy mugshot collections unacceptable. Rather, it is intended as a means of establishing or improving interoperability between mugshot systems.

The information contained in this updated revision of the "Best Practice Recommendation," Version 2.0, does not alter any of the individual points that were consensually agreed upon and included in the original version of this recommendation. It does provide additional details and clarifications for many of those points and has been supplemented with information regarding depth-of-field and exposure considerations.

This recommendation reflects a minimum set of common denominators. The provisions of this recommendation are keyed to the quality aspects associated with the unaltered captured mugshot image. For new mugshot images being captured, the specifications contained in this recommendation are equally applicable to realtime electronic capture of mugshots as well as the electronic conversion of photographic images. For conversion of legacy files of photographs, most of the provisions of this recommendation are also still applicable. In the future, it should be possible to add additional specifications without contradicting any of the current contents of the recommendation.

* POSE

The full-face or frontal pose is the most commonly used pose in photo lineups and shall always be captured. This pose is in addition to profiles or intermediate angled poses captured to acquire perspective and other information. For subjects who normally wear eyeglasses, a frontal mugshot image should be captured of the subject without glasses. This is required due to the glare from external illumination. An additional image can optionally be captured of the subject wearing eyeglasses.

* DEPTH OF FIELD

The subject's captured facial image shall always be in focus from the nose to the ears. Although this may result in the background behind the subject being out of focus, it is not a problem. For optimum quality of the captured mugshot, the f-stop of the lens should be set at two f-stops below the maximum aperture opening when possible.

* CENTERING

The facial image being captured (full-face pose) shall be positioned to satisfy all of the following conditions:

- The approximate horizontal mid-points of the mouth and of the bridge of the nose shall lie on an imaginary vertical straight line positioned at the horizontal center of the image.
- An imaginary horizontal line through the center of the subject's eyes shall be located at approximately the 55% point of the vertical distance up from the bottom edge of the captured image.
- The width of the subject's head shall occupy approximately 50% of the width of the captured image. This width shall be the horizontal distance between the mid-points of two imaginary vertical lines. Each imaginary line shall be drawn between the upper and lower lobes of each ear and shall be positioned where the external ear connects to the head.

* LIGHTING

Subject illumination shall be accomplished using a minimum of three (3) point balanced illumination. Appropriate diffusion techniques shall also be employed and lights positioned to minimize shadows, and to eliminate hot spots on the facial image. These hot spots usually appear on reflective areas such as cheeks and foreheads. Proper lighting shall contribute to the uniformity of illumination of the background described in the exposure requirement.

* BACKGROUND

The subject whose image is being captured shall be positioned in front of a background which is 18% gray with a plain smooth flat surface. A Kodak or other neutral gray card or densitometer shall be used to verify this 18% gray reflectance requirement.

* EXPOSURE

The exposure shall be keyed to the background. Several areas of the recorded 18% gray background shall be used to verify the proper exposure. The averages of the 8-bit Red, Green, and Blue (RGB) components within each area shall be calculated. Each of the RGB means shall fall between 105 and 125 with a standard deviation of plus or minus 10. Furthermore, for every area examined, the maximum difference between the means of any two of the RGB components shall not exceed 10.

* ASPECT RATIO

The Width:Height aspect ratio of the captured image shall be 1:1.25.

* MINIMUM NUMBER OF PIXELS

The minimum number of pixels in an electronic digital image shall be 480 pixels in the horizontal direction by 600 pixels in the vertical direction. It should be noted that the image quality of the captured mugshots and facial images will be improved

as the number of pixels in both directions are increased. However, as images are captured with an increased number of pixels, the 1:1.25 (Width:Height) aspect ratio will be maintained.

Two considerations must be noted regarding this aspect of the recommendation. First, the normal orientation of many available cameras is the landscape format which specifies a greater number of pixels in the horizontal than in the vertical direction. Unless these cameras capture at least 600 pixels in the vertical direction, it may be necessary to rotate the camera 90 degrees. Second, the 480x600 capture format exceeds the VGA display format of 640x480. Therefore, at a minimum, an SVGA specification of 800x600 pixels will be required to display the facial image. The image will occupy less than the total number of available horizontal pixels.

* COLOR SPACE

Captured electronic color facial images are required. Digital images shall be represented as 24-bit RGB pixels. For every pixel, eight (8) bits will be used to represent each of the Red, Green, and Blue components. The RGB color space is the basis for other color spaces including the Y, C_b, C_r and YUV. Additional color management techniques are available from the International Color Consortium. Information regarding these techniques can be downloaded from the following URL: <http://www.color.org>.

* PIXEL ASPECT RATIO

Digital cameras and scanners used to capture facial images shall use square pixels with a pixel aspect ratio of 1:1.

* COMPRESSION ALGORITHM

The algorithm used to compress mugshot and facial images shall conform to the JPEG Sequential Baseline mode of operation as described in the specification approved by the ANSI X3L3 Standards committee. The target size for a JPEG compressed color mugshot image file shall be 25,000 to 45,000 bytes.

* FILE FORMAT

The JPEG File Interchange Format (JFIF) shall contain the JPEG compressed image data. The JFIF file shall then be part of the transaction file for interchange which conforms to the requirements as contained in ANSI/NIST-CSL 1-1993 and ANSI/NIST-ITL 1a-1997.

Annex I Best Practice Image Capture Requirements for SAP Levels 40, 50, and 51 (Informative)

Introduction

This set of “enhanced best practice recommendation” (EBPR) clauses is a set of constraints. These constraints can be categorized into four types of requirements: scene, photographic, digital, and format. Scene requirements refer to the content, subject and background in the image. Photographic requirements refer to lighting, focus and other constraints required for photo capture. Digital requirements refer to the conversion of the captured image into a digital record. Finally, format requirements refer to additional or conditional required fields and in a Type-10 record or NIST transaction.

Note that the set of requirements applies to all poses of a subject.

Scene Requirements

Number of photographs

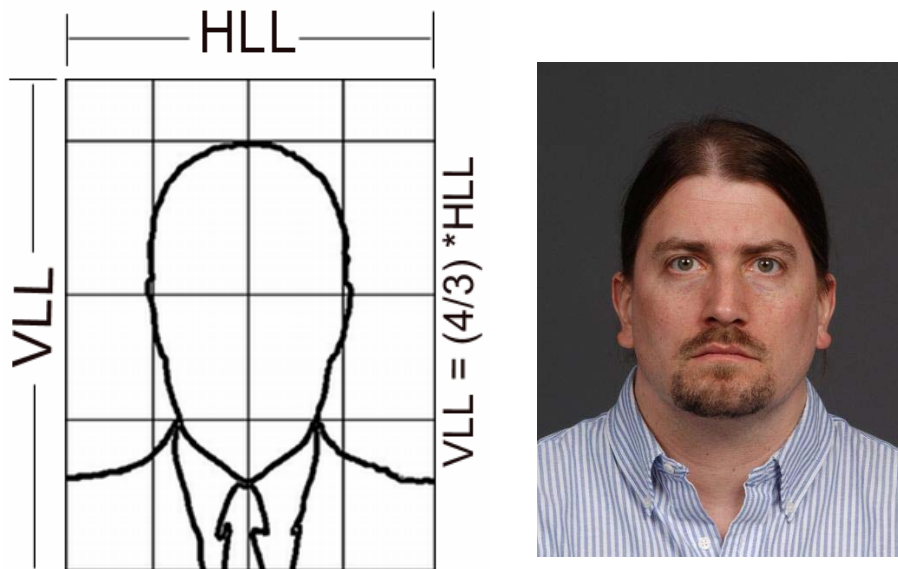
Level 50 and 51 records shall include at least five photographs of the subject: frontal, left and right profile, and left and right $\frac{3}{4}$ profile.

A $\frac{3}{4}$ profile view consists of a face with a Yaw pose angle of ± 67.5 degrees, and with Pitch and Roll angles of zero (see Section 215.1.5.12, “Element <ansi-nist:FacelImage3DPoseAngle>, Cross-reference: Part 1, Section 15.1.23 Field 10.025: Subject pose angles (SPA)”). Note that for $\frac{3}{4}$ profile, the orientation of the head is rotated to $\frac{3}{4}$ profile (the rotation of the body shall not be required), and care should be taken to prevent the subject from keeping the head fixed while changing only the gaze. In addition, for $\frac{3}{4}$ profile photographs, both eyes must be visible in the image. For full profile images, the entire body shall be rotated with the head.

The “Head and Shoulders” photo composition

The composition consists of a subject’s head, partial shoulders, and plain background. For a frontal-facing pose, the width of the subject’s head shall occupy approximately 50% of the width of the captured image. This width shall be the horizontal distance between the mid-points of two imaginary vertical lines. Each imaginary line shall be drawn between the upper and lower lobes of each ear and shall be positioned where the external ear connects to the head. A template and an example are shown in Figure I1. For other poses, the composition shall be rotated about an imaginary axis extending from the top of the head through the base of the neck.

This composition is applied to SAP levels 30, 40, and 50.



a. A template of the “head and shoulders” photo. The width of the head is $\frac{1}{2}$ the width of the photo.


b. An example “head and shoulders” photo.

Figure I1 – A facial image template and an example image that meets “Head and Shoulders” (levels 40 and 50) scene constraints.

The “Head Only” photo composition

The composition consists of a subject’s head, and a plain background. For a frontal-facing pose, the width of the subject’s head shall occupy approximately 70% of the width of the captured image. This width shall be the horizontal distance between the mid-points of two imaginary vertical lines. Each imaginary line shall be drawn between the upper and lower lobes of each ear and shall be positioned where the external ear connects to the head. A template and an example are shown in Figure I2. For other poses, the composition shall be rotated about an imaginary axis extending from the top of the head through the base of the neck.

This composition is applied to SAP level 51.



a. A template of the “head only” photo. The width of the head is $7/10^{\text{th}}$ the width of the photo.

b. An example “head only” photo.

Figure I2 – A facial image template and an example image that meets “Head Only” (level 51) scene constraints.

Head centering

For the frontal pose, the face shall be positioned to satisfy all of the following conditions:

The approximate horizontal mid-points of the mouth and of the bridge of the nose shall lie on an imaginary vertical straight line positioned at the horizontal center of the image.

An imaginary horizontal line through the center of the subject's eyes shall be located at approximately the 55% point of the vertical distance up from the bottom edge of the captured image.

For non-frontal pose, the subject shall satisfy these conditions when the head is rotated about an axis through the head and torso from the current pose back to center (zero angles) pose.

Visibility of Ears

The ear(s) shall be visible in frontal, profile and angled views for both “Head and Shoulders” and “Head Only” scene compositions. The hair shall be pushed back or tied behind the ears when appropriate.

From the 50/51 level description:

If hair covers the ears, then when possible, two photographs should be captured – one with hair in its normal state, and one with hair pulled back behind the ears.

Facial expression

The expression should be neutral (non-smiling) with both eyes open normally (i.e. not wide-open), and mouth closed. Every effort should be made to have supplied images conform with this specification. A smile with closed jaw is not recommended.

Eyeglasses

For subjects who normally wear eyeglasses, every effort should be made to capture the mugshots with the glasses on. If significant glare in the glasses is evident in the photograph, then a second frontal mugshot image should be captured of the subject without glasses. Specification of eyeglasses in the SXS field is required.

Eye patches

The wearing of eye patches is allowed only for medical reasons. In these cases, the specification of the patch, in the SXS field is required.

Background

The subject whose image is being captured shall be positioned in front of a background which is 18% gray with a plain smooth flat surface. A Kodak or other neutral gray card or densitometer shall be used to verify this 18% gray reflectance requirement.

The boundary between the head and the background should be clearly identifiable about the entire subject (very large volume hair excepted). There should be no shadows visible on the background behind the face image.

Photographic Requirements

Depth of field

The subject's captured facial image shall always be in focus from the nose to the ears. Although this may result in the background behind the subject being out of focus, this is not a problem.¹⁴ It is recommended that auto-focus on the central part of face be used with digital camera photography.

Subject lighting

Lighting shall be equally distributed on the face. There shall be no significant direction of the light from the point of view of the photographer.

The region of the face, from the crown to the base of the chin, and from ear-to-ear, shall be clearly visible and free of shadows. In particular, there shall be no dark shadows in the eye-sockets due to the brow, and the iris and pupil of the eyes shall be clearly visible.

Subject illumination can be accomplished using three point balanced illumination sources. A single bare "point" light source, such as a camera flash, is not acceptable for imaging.

Appropriate diffusion techniques shall be employed to eliminate hot spots on the facial image. These hot spots usually appear on reflective areas such as cheeks and foreheads.

¹⁴ For optimum quality of the captured mugshot, the f-stop of the lens should be set at two f-stops below the maximum aperture opening when possible.

Background lighting

Proper lighting shall contribute to the uniformity of illumination of the background, and the background shall be free of shadows.

Exposure calibration

The exposure shall be keyed to the background. Several areas of the recorded 18% gray background shall be used to verify the proper exposure. The averages of the 8-bit Red, Green, and Blue (RGB) components within each area shall be calculated. Each of the RGB means shall fall between 105 and 125 with a standard deviation of plus or minus 10. Furthermore, for every area examined, the maximum difference between the means of any two of the RGB components shall not exceed 10.

No saturation

For each patch of skin on the person's face, the gradations in textures shall be clearly visible. In this sense, there will be no saturation (over or under exposure) on the face.

No unnatural color or "red-eye"

Unnaturally colored lighting (e.g., yellow, red) is not allowed. Care shall be taken to correct the "white balance" of image capture devices. The lighting shall produce a face image with natural looking flesh tones when viewed in typical examination environments. "Red-eye" is not acceptable.

No color or grayscale enhancement

A process that overexposes or under-develops a color or grayscale image for purposes of beauty enhancement or artistic pleasure is not allowed. The full spectrum shall be represented on the face image where appropriate. Teeth and whites of eyes shall be clearly light or white (when appropriate) and dark hair or features (when appropriate) shall be clearly dark.

No unnatural radial distortion of the camera lens, resulting in a diagonal angle of view of approximately 20 to 28 degrees.

Fish eye effect, a type of distortion where central objects of the image erroneously appear closer than those at the edge, typically resulting in what appear to be unusually large noses in the image, is not allowed. While some distortion is almost always present during portrait photography, that distortion should not be noticeable by human examination.

For a typical photo capture system with a subject 1.5 to 2.5 meters from the camera, the focal length of the camera lens should be that of a medium telephoto lens. For 35 mm photography, this means that the focal length should be between 90 mm and 130 mm. For other negative formats/sensors, the recommended focal length is 2 to 3 times the diagonal of the negative/sensor,

Digital Requirements

Pixel aspect ratio

Digital cameras and scanners used to capture facial images shall use square pixels with a pixel aspect ratio of 1:1.

Image aspect ratio

The Width:Height (i.e., HLL:VLL) aspect ratio of the captured image shall be 3:4. This corresponds to commonly used format sizes such as 600 x 800, 768x1024, etc., allowing for a COTS digital camera to be used for capture.

No interlacing

Interlaced video frames are not allowed and all interlacing must be absent (not simply removed, but absent).

No digital zoom

The use of digital zoom (interpolation) to achieve specified resolution associated with Subject Application Profiles.

Image Compression

Non-frontal facial images shall be compressed using JPEG 2000 (JPEG is not allowed) meeting the maximum compression limits specified below.

There shall be one frontal facial image compressed using lossless JPEG 2000. If multiple frontal images are in the transaction, then one image must be compressed via lossless compression, and the others can be compressed either using lossless JPEG 2000 or lossy JPEG 2000 that meets the maximum compression limits specified below. The best practice is to apply the lossless compression to the frontal image meeting the “Ears Visible” constraint.

The maximum compression ratio for both JPEG and JPEG 2000 of a rectangular region containing any exposed skin of the face, from crown to chin and ear to ear, shall be at most 15:1. This requirement is derived from studies of face algorithm matching at high and low resolutions. The non-facial portion of the mugshot, as well as the SMT Type-10 record, can be compressed up to a ratio of 120:1.

For JPEG, reference [14] provides source code to implement compression with both ROI and fixed compression ratios. For JPEG 2000, these capabilities are built into the implementation.

For both JPEG and JPEG 2000, care must be taken to account for automatic compression by camera hardware. Multiple compression stages can damage the quality of photographic data. When possible, minimum compression (highest resolutions) should be applied at the camera level when external software performs the final (15:1 or less) compression stage.

The table below provides the the typical size of a single facial photograph using the compression recommendations contained in this section for levels 30 and 40, 50, and 51. We assume that the image is formatted as RGB888 (8 bits per color channel per pixel). For levels 30 and 40, we also estimate that since the face width is 50% of the image width, then the area taken by the face is 25% of the total image area. SAP levels 50 and 51 include the constraint of lossless compression for the frontal pose facial image as discussed above.

Example File Sizes after compression

Level	Minimum WxH	Uncompressed Size (RGB888)	Size @ 2:1 Lossless Compression	Size @ 15:1 compression for the entire image	Size @ 15:1 compression for the face and 120:1 for the background
30	480x600	844 KB		58 KB	19.34 KB
40	768x1024	2.3 MB		156 KB	52.8 KB
50	3300x4400	42.5MB	14.2 MB		
51	2400x3200	22.5 MB	7.5 MB		

Allowed color space

A full color image shall be captured. To ensure that color images exchanged between differing systems can be correctly displayed or printed, images shall be converted to the device-independent color space, *sRGB*.

Format Requirements

Subject Pose (POS) and Subject pose angles (SPA)

One of either the POS or SPA fields shall be used to denote pose angles.

The POS field code values “F”, “R”, and “L” can be used for images in which the Pitch and Roll angles are 0 and the Yaw angle is 0, 90, and -90 respectively. (The sign of the Yaw angle in the previous sentence corresponds to the field 10.020 convention where a right profile is when the subject turns to the left).

The SPA field 10.025 can be used for the above poses and shall be used for all other angled poses. The POS field 10.020 shall then be of type code “D”, for determined 3D pose, instructing the user to use 10.025 as the reference for pose angles. (For example, a ¾ profile capture would require a POS field entry of “D” with the angle specified in the SPA field.)

In all cases, the uncertainty in the Yaw pose angle determination shall be less than 5 degrees of the frontal photograph, and 10 degrees in the non-frontal photographs. The uncertainty in the Pitch and Roll angles shall be less than 5 degrees.

Subject facial description (SXS)

The Subject facial description field shall be present in the transaction when one or more of the facial attributes given by the type codes of 10.026 is present in the image.

Subject hair color (SHC)

The Subject hair color field shall be present in the transaction. The code “UNSPECIFIED” for this field is not allowed.

Subject eye color (SEC)

The Subject eye color field shall be present in the transaction. The code “UNSPECIFIED” for this field is not allowed.

Annex J Face-Pose Values (Informative)

The definition and range of pose angles

The Yaw and Roll angles shall be measured from the full face pose position and have a range of values from -180 degrees to +180 degrees. The Pitch angle shall have a range of values from -90 degrees to +90 degrees. The pose angle set is given by Tait-Bryan angles.

Yaw angle: rotation about the vertical (y) axis. A positive Yaw angle is used to express the angular offset as the subject rotates from a full-face pose to their left (approaching a right profile). A negative Yaw angle is used to express the angular offset as the subject rotates from a full-face pose to their right (approaching a left profile).

Pitch angle: rotation about the horizontal side-to-side (x) horizontal axis.

Roll angle: rotation about the horizontal back to front (z) axis.

The angles are defined relative to the frontal view of the subject, which has angles (0, 0, 0) as shown in Figure J1. Examples are shown in Figure J2.

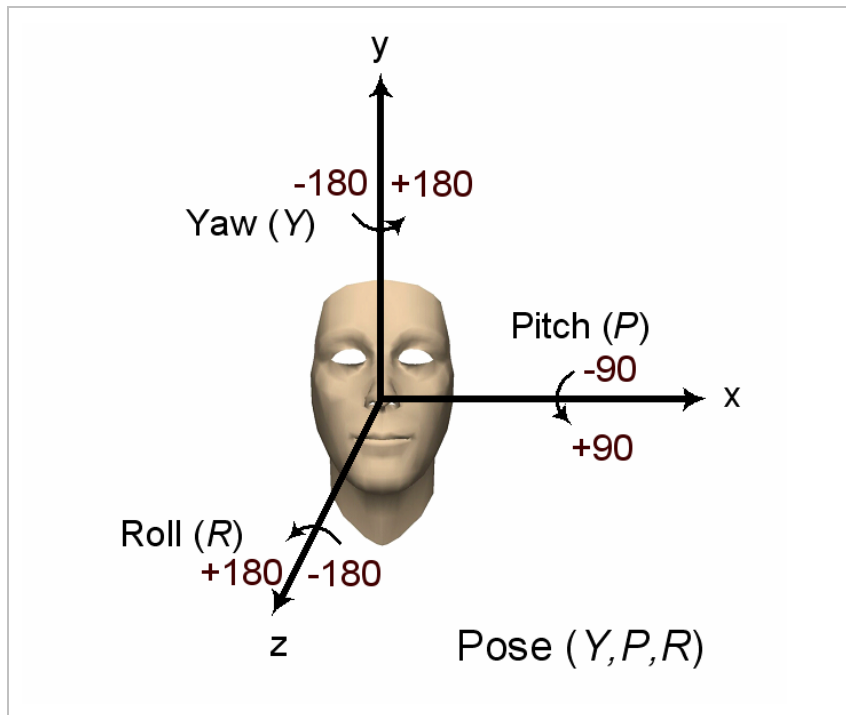


Figure J1 – The definition of pose angle set is with respect to the frontal view of the subject.

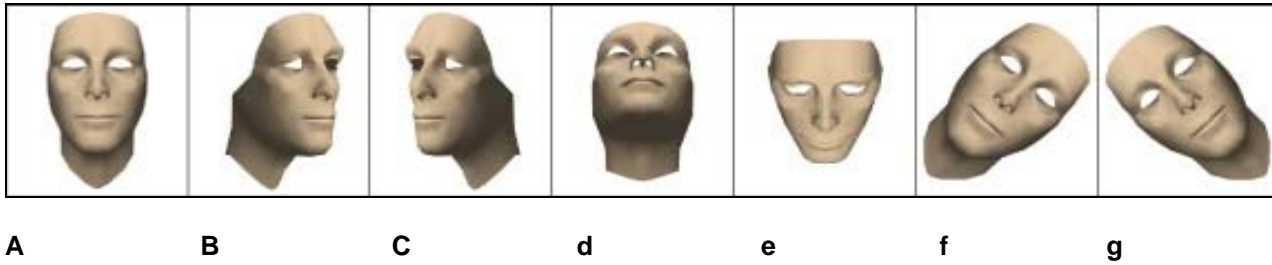


Figure J2 – Examples of pose angles and their encodings. The pose angles (Y, P, R) of Figures (a) – (g) are given by (0, 0, 0), (+45, 0, 0), (-45, 0, 0), (0, -45, 0), (0, +45, 0), (0, 0, -45), and (0, 0, +45), respectively.

The uncertainty in the pose angles is given by the range 0 to 90 inclusive. It shall denote approximately a maximum value of possible deviation in the measurement of the pose. This shall correspond to a two standard deviation confidence interval.

The encoding of angles is in ASCII format, with the minus sign “-” used to denote a negative value and the plus “+” sign optionally used to denote a positive value. Pose angle uncertainty angles always are positive.

The order of rotation through pose angles

As order of the successive rotation around the different axes does matter, the encoded rotation angle shall correspond to an order of execution starting from the frontal view. This order shall be given by Roll (about the front axis), then Pitch (about the horizontal axis) and finally Yaw (about the vertical axis). The (first executed) Roll transformation will therefore always be in the image (x, y) plane. Examples are shown in Figure J3.

From the point of view of executing a transformation from the observed view to a frontal view, the transformation order will therefore be Yaw, Pitch, and then Roll. Note however that the encoded angle is from the frontal view to the observed view.

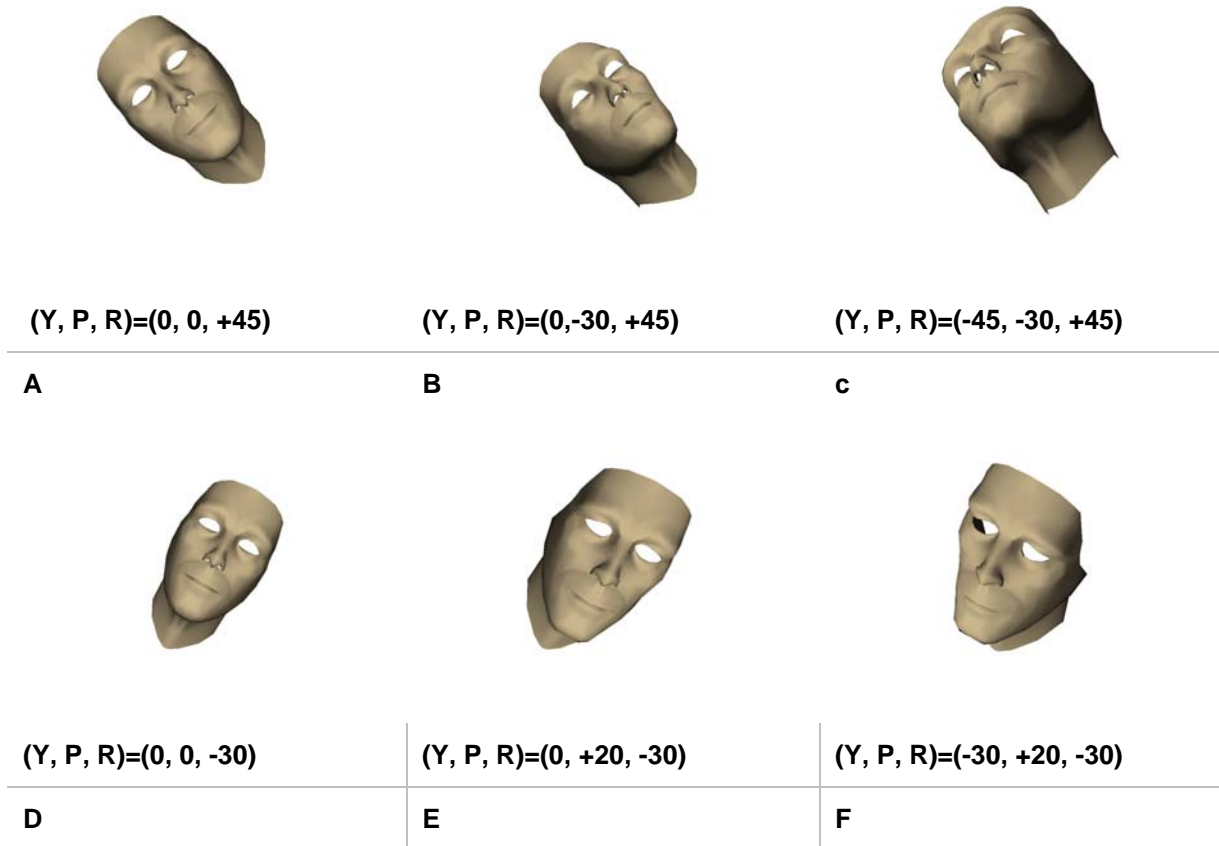


Figure J3 – Examples of the order of rotation through pose angles with an origin of coordinate system at the nose tip. Figures (a)-(c) show three successive rotation steps to achieve the pose angles (Y, P, R) of (-45, -30, +45). Figures (d)-(f) show three successive rotation steps to achieve the pose angles (Y, P, R) of (-30, +20, -30).

Annex K Bibliography (Informative)

AAMVA, Personal Identification – AAMVA International Specification – DL/ID Card Design, March 2005.

ANSI INCITS 379-2004, Iris Image Interchange Format.

ANSI INCITS 385-2004, Face Recognition Format for Data Interchange.

IAFIS-DOC-01078-8.001 Electronic Biometric Transmission Specification (EBTS), Version 8.001, October 24, 2007.¹⁵

IAFIS-DOC-01078-8.002 Electronic Biometric Transmission Specification (EBTS), Version 8.002, April 1, 2008.¹⁶

ISO/IEC 19794-5 Information technology - Biometric data interchange formats - Part 5: Face image data.

ISO/IEC 19794-6 Information technology - Biometric data interchange formats - Part 6: Iris image data.

NIST SP 800-76, Biometric Data Specification for Personal Identity Verification, February 2006.

¹⁵ All CJIS, IAFIS, and NCIC documents available from Criminal Justice Information Services Division, Federal Bureau of Investigation, 935 Pennsylvania Avenue, NW, Washington, DC 20535.

¹⁶ Ibid.

Annex L Constraint Schema (Informative)

Constraints to an implementer's ansi-nist.xsd subset schema should be based on the ANSI/NIST constraint schema presented here in this annex ("ansi-nist_itl_constraint.xsd"). Changes must be made to the minOccurs and maxOccurs.

```

1
2
3
4
5
6
7
8
9
10 <?xml version="1.0" encoding="UTF-8"?>
11 <xsd:schema targetNamespace="http://niem.gov/niem/ansi-nist/2.0" version="1"
12 xmlns:s="http://niem.gov/niem/structures/2.0" xmlns:xsd="http://www.w3.org/2001/XMLSchema"
13 xmlns:nc="http://niem.gov/niem/niem-core/2.0" xmlns:ansi-nist="http://niem.gov/niem/ansi-nist/2.0" xmlns:niem-
14 xsd="http://niem.gov/niem/proxy/xsd/2.0" xmlns:fbi="http://niem.gov/niem/fbi/2.0"
15 xmlns:i="http://niem.gov/niem/appinfo/2.0">
16   <!-- ===== -->
17   <!-- ==This file is modified from the NIEM ansi-nist.xsd to constrain ===== -->
18   <!-- ==the occurrences of elements and enforce, where possible the ===== -->
19   <!-- ==mandatory/optional rules of the ANSI/NIST-ITL 1-2007 standard. === -->
20   <!-- ==Comments have been added to assist implementers converting === -->
21   <!-- ==from the Part 1 version. The nillable attribute has been removed === -->
22   <!-- ==except where allowed for date elements. Some NIEM elements ===== -->
23   <!-- ==are not used in this standard, but have not been deleted for the ===== -->
24   <!-- ==convenience of implementers who may want to use them in user-defined ===== -->
25   <!-- ==elements. ===== -->
26   <xsd:annotation>
27     <xsd:documentation>ANSI/NIST Fingerprint and Biometric standard.</xsd:documentation>
28     <xsd:appinfo>
29       <i:ConformantIndicator>true</i:ConformantIndicator>
30     </xsd:appinfo>
31   </xsd:annotation>
32   <xsd:import schemaLocation="../../../structures/2.0/structures.xsd" namespace="http://niem.gov/niem/structures/2.0"/>
33   <xsd:import schemaLocation="../../../appinfo/2.0/appinfo.xsd" namespace="http://niem.gov/niem/appinfo/2.0"/>
34   <xsd:import schemaLocation="../../../fbi/2.0/fbi.xsd" namespace="http://niem.gov/niem/fbi/2.0"/>
35   <xsd:import schemaLocation="../../../niem-core/2.0/niem-core.xsd" namespace="http://niem.gov/niem/niem-core/2.0"/>
36   <xsd:import schemaLocation="../../../proxy/xsd/2.0/xsd.xsd" namespace="http://niem.gov/niem/proxy/xsd/2.0"/>
37   <!-- ===== -->
38   <xsd:simpleType name="ALSCodeSimpleType">
39     <xsd:annotation>
40       <xsd:appinfo>

```

```
1      <i:Base i:namespace="http://niem.gov/niem/structures/2.0" i:name="Object"/>
2    </xsd:appinfo>
3  </xsd:annotation>
4  <xsd:restriction base="xsd:token">
5    <xsd:enumeration value="NIR">
6      <xsd:annotation>
7        <xsd:documentation>Near-infrared illumination (~700-850nm) </xsd:documentation>
8      </xsd:annotation>
9    </xsd:enumeration>
10   <xsd:enumeration value="VIS">
11     <xsd:annotation>
12       <xsd:documentation>Visible full-spectrum illumination (~380-740nm)</xsd:documentation>
13     </xsd:annotation>
14   </xsd:enumeration>
15 </xsd:restriction>
16 </xsd:simpleType>
17 <xsd:complexType name="ALSCodeType">
18   <xsd:annotation>
19     <xsd:appinfo>
20       <i:Base i:namespace="http://niem.gov/niem/structures/2.0" i:name="Object"/>
21     </xsd:appinfo>
22   </xsd:annotation>
23   <xsd:simpleContent>
24     <xsd:extension base="ansi-nist:ALSCodeSimpleType">
25       <xsd:attributeGroup ref="s:SimpleObjectAttributeGroup"/>
26     </xsd:extension>
27   </xsd:simpleContent>
28 </xsd:complexType>
29 <!-- =====not used===== -->
30 <xsd:complexType name="ActivityAugmentationType">
31   <xsd:annotation>
32     <xsd:documentation>A data type for additional information about an activity.</xsd:documentation>
33   <xsd:appinfo>
34     <i:Base i:namespace="http://niem.gov/niem/structures/2.0" i:name="AugmentationType"/>
35   </xsd:appinfo>
36 </xsd:annotation>
37 <xsd:complexContent>
38   <xsd:extension base="s:AugmentationType">
39     <xsd:sequence>
40       <xsd:element ref="ansi-nist:ActivityAgencyNotificationIndicator" minOccurs="0" maxOccurs="unbounded"/>
41       <xsd:element ref="ansi-nist:ActivityApprovalDate" minOccurs="0" maxOccurs="unbounded"/>
42       <xsd:element ref="ansi-nist:ActivityEndTimeZoneCode" minOccurs="0" maxOccurs="unbounded"/>
43       <xsd:element ref="ansi-nist:ActivityTimeZoneCode" minOccurs="0" maxOccurs="unbounded"/>

```

```
1      </xsd:sequence>
2    </xsd:extension>
3  </xsd:complexContent>
4 </xsd:complexType>
5 <!-- ===== -->
6 <xsd:simpleType name="BTYCodeSimpleType">
7   <xsd:annotation>
8     <xsd:appinfo>
9       <i:Base i:namespace="http://niem.gov/niem/structures/2.0" i:name="Object"/>
10    </xsd:appinfo>
11  </xsd:annotation>
12 <xsd:restriction base="xsd:token">
13   <xsd:enumeration value="0">
14     <xsd:annotation>
15       <xsd:documentation>No information given</xsd:documentation>
16     </xsd:annotation>
17   </xsd:enumeration>
18   <xsd:enumeration value="1">
19     <xsd:annotation>
20       <xsd:documentation>Multiple biometrics used</xsd:documentation>
21     </xsd:annotation>
22   </xsd:enumeration>
23   <xsd:enumeration value="10">
24     <xsd:annotation>
25       <xsd:documentation>Iris</xsd:documentation>
26     </xsd:annotation>
27   </xsd:enumeration>
28   <xsd:enumeration value="100">
29     <xsd:annotation>
30       <xsd:documentation>Keystroke dynamics</xsd:documentation>
31     </xsd:annotation>
32   </xsd:enumeration>
33   <xsd:enumeration value="1000">
34     <xsd:annotation>
35       <xsd:documentation>Gait</xsd:documentation>
36     </xsd:annotation>
37   </xsd:enumeration>
38   <xsd:enumeration value="10000">
39     <xsd:annotation>
40       <xsd:documentation>Finger geometry</xsd:documentation>
41     </xsd:annotation>
42   </xsd:enumeration>
43   <xsd:enumeration value="2">
```



```
1      <xsd:annotation>
2          <xsd:documentation>Facial features</xsd:documentation>
3      </xsd:annotation>
4  </xsd:enumeration>
5  <xsd:enumeration value="20">
6      <xsd:annotation>
7          <xsd:documentation>Retina</xsd:documentation>
8      </xsd:annotation>
9  </xsd:enumeration>
10 <xsd:enumeration value="200">
11     <xsd:annotation>
12         <xsd:documentation>Lip movement</xsd:documentation>
13     </xsd:annotation>
14 </xsd:enumeration>
15 <xsd:enumeration value="2000">
16     <xsd:annotation>
17         <xsd:documentation>Body odor</xsd:documentation>
18     </xsd:annotation>
19 </xsd:enumeration>
20 <xsd:enumeration value="20000">
21     <xsd:annotation>
22         <xsd:documentation>Palm print</xsd:documentation>
23     </xsd:annotation>
24 </xsd:enumeration>
25 <xsd:enumeration value="4">
26     <xsd:annotation>
27         <xsd:documentation>Voice</xsd:documentation>
28     </xsd:annotation>
29 </xsd:enumeration>
30 <xsd:enumeration value="40">
31     <xsd:annotation>
32         <xsd:documentation>Hand geometry</xsd:documentation>
33     </xsd:annotation>
34 </xsd:enumeration>
35 <xsd:enumeration value="400">
36     <xsd:annotation>
37         <xsd:documentation>Thermal face image</xsd:documentation>
38     </xsd:annotation>
39 </xsd:enumeration>
40 <xsd:enumeration value="4000">
41     <xsd:annotation>
42         <xsd:documentation>DNA</xsd:documentation>
43     </xsd:annotation>
```

```
1      </xsd:enumeration>
2      <xsd:enumeration value="40000">
3          <xsd:annotation>
4              <xsd:documentation>Vein pattern</xsd:documentation>
5          </xsd:annotation>
6      </xsd:enumeration>
7      <xsd:enumeration value="8">
8          <xsd:annotation>
9              <xsd:documentation>Fingerprint</xsd:documentation>
10         </xsd:annotation>
11     </xsd:enumeration>
12     <xsd:enumeration value="80">
13         <xsd:annotation>
14             <xsd:documentation>Signature dynamics</xsd:documentation>
15         </xsd:annotation>
16     </xsd:enumeration>
17     <xsd:enumeration value="800">
18         <xsd:annotation>
19             <xsd:documentation>Thermal hand image</xsd:documentation>
20         </xsd:annotation>
21     </xsd:enumeration>
22     <xsd:enumeration value="8000">
23         <xsd:annotation>
24             <xsd:documentation>Ear shape</xsd:documentation>
25         </xsd:annotation>
26     </xsd:enumeration>
27     <xsd:enumeration value="80000">
28         <xsd:annotation>
29             <xsd:documentation>Foot print</xsd:documentation>
30         </xsd:annotation>
31     </xsd:enumeration>
32 </xsd:restriction>
33 </xsd:simpleType>
34 <xsd:complexType name="BTYCodeType">
35     <xsd:annotation>
36         <xsd:appinfo>
37             <i:Base i:namespace="http://niem.gov/niem/structures/2.0" i:name="Object"/>
38         </xsd:appinfo>
39     </xsd:annotation>
40     <xsd:simpleContent>
41         <xsd:extension base="ansi-nist:BTYCodeSimpleType">
42             <xsd:attributeGroup ref="s:SimpleObjectAttributeGroup"/>
43         </xsd:extension>
```

```
1     </xsd:simpleContent>
2 </xsd:complexType>
3 <!-- ===== -->
4 <xsd:complexType name="CBEFFImageType">
5     <xsd:annotation>
6         <xsd:appinfo>
7             <i:Base i:name="NISTImageType"/>
8         </xsd:appinfo>
9     </xsd:annotation>
10    <xsd:complexContent>
11        <xsd:extension base="ansi-nist:NISTImageType">
12            <xsd:sequence>
13                <!-- =====fieldID="99.103" fieldMnemonic="BFO" == -->
14                <xsd:element ref="ansi-nist:CBEFFFormatOwnerIdentification"/>
15                <!-- =====fieldID="99.104" fieldMnemonic="BFT" == -->
16                <xsd:element ref="ansi-nist:CBEFFFormatCategoryIdentification"/>
17                <!-- =====fieldID="99.100" fieldMnemonic="HDV" == -->
18                <xsd:element ref="ansi-nist:CBEFFVersionIdentification"/>
19                <!-- =====fieldID="99.101" fieldMnemonic="BTY" == -->
20                <xsd:element ref="ansi-nist:CBEFFCategoryCode"/>
21            </xsd:sequence>
22        </xsd:extension>
23    </xsd:complexContent>
24 </xsd:complexType>
25 <!-- ===== -->
26 <xsd:simpleType name="COLCodeSimpleType">
27     <xsd:annotation>
28         <xsd:appinfo>
29             <i:Base i:namespace="http://niem.gov/niem/structures/2.0" i:name="Object"/>
30         </xsd:appinfo>
31     </xsd:annotation>
32     <xsd:restriction base="xsd:token">
33         <xsd:enumeration value="BLACK">
34             <xsd:annotation>
35                 <xsd:documentation>Black</xsd:documentation>
36             </xsd:annotation>
37         </xsd:enumeration>
38         <xsd:enumeration value="BLUE">
39             <xsd:annotation>
40                 <xsd:documentation>Blue</xsd:documentation>
41             </xsd:annotation>
42         </xsd:enumeration>
43         <xsd:enumeration value="BROWN">
```

```
1      <xsd:annotation>
2          <xsd:documentation>Brown</xsd:documentation>
3      </xsd:annotation>
4  </xsd:enumeration>
5  <xsd:enumeration value="GRAY">
6      <xsd:annotation>
7          <xsd:documentation>Gray</xsd:documentation>
8      </xsd:annotation>
9  </xsd:enumeration>
10 <xsd:enumeration value="GREEN">
11     <xsd:annotation>
12         <xsd:documentation>Green</xsd:documentation>
13     </xsd:annotation>
14 </xsd:enumeration>
15 <xsd:enumeration value="MULTI">
16     <xsd:annotation>
17         <xsd:documentation>Multi</xsd:documentation>
18     </xsd:annotation>
19 </xsd:enumeration>
20 <xsd:enumeration value="ORANGE">
21     <xsd:annotation>
22         <xsd:documentation>Orange</xsd:documentation>
23     </xsd:annotation>
24 </xsd:enumeration>
25 <xsd:enumeration value="OUTLINE">
26     <xsd:annotation>
27         <xsd:documentation>Outline</xsd:documentation>
28     </xsd:annotation>
29 </xsd:enumeration>
30 <xsd:enumeration value="PURPLE">
31     <xsd:annotation>
32         <xsd:documentation>Purple</xsd:documentation>
33     </xsd:annotation>
34 </xsd:enumeration>
35 <xsd:enumeration value="RED">
36     <xsd:annotation>
37         <xsd:documentation>Red</xsd:documentation>
38     </xsd:annotation>
39 </xsd:enumeration>
40 <xsd:enumeration value="WHITE">
41     <xsd:annotation>
42         <xsd:documentation>White</xsd:documentation>
43     </xsd:annotation>
```

```
1     </xsd:enumeration>
2     <xsd:enumeration value="YELLOW">
3         <xsd:annotation>
4             <xsd:documentation>Yellow</xsd:documentation>
5         </xsd:annotation>
6     </xsd:enumeration>
7 </xsd:restriction>
8 </xsd:simpleType>
9 <xsd:complexType name="COLCodeType">
10     <xsd:annotation>
11         <xsd:appinfo>
12             <i:Base i:namespace="http://niem.gov/niem/structures/2.0" i:name="Object"/>
13         </xsd:appinfo>
14     </xsd:annotation>
15     <xsd:simpleContent>
16         <xsd:extension base="ansi-nist:COLCodeSimpleType">
17             <xsd:attributeGroup ref="s:SimpleObjectAttributeGroup"/>
18         </xsd:extension>
19     </xsd:simpleContent>
20 </xsd:complexType>
21 <!-- ===== -->
22 <xsd:simpleType name="CSICodeSimpleType">
23     <xsd:annotation>
24         <xsd:appinfo>
25             <i:Base i:namespace="http://niem.gov/niem/structures/2.0" i:name="Object"/>
26         </xsd:appinfo>
27     </xsd:annotation>
28     <xsd:restriction base="xsd:token">
29         <xsd:enumeration value="000">
30             <xsd:annotation>
31                 <xsd:documentation>ASCII 7-bit English</xsd:documentation>
32             </xsd:annotation>
33         </xsd:enumeration>
34         <xsd:enumeration value="001">
35             <xsd:annotation>
36                 <xsd:documentation>ASCII 8-bit Latin</xsd:documentation>
37             </xsd:annotation>
38         </xsd:enumeration>
39         <xsd:enumeration value="002">
40             <xsd:annotation>
41                 <xsd:documentation>UNICODE 16-bit</xsd:documentation>
42             </xsd:annotation>
43         </xsd:enumeration>
```

```
1      <xsd:enumeration value="003">
2      <xsd:annotation>
3      <xsd:documentation>UTF 8-bit</xsd:documentation>
4      </xsd:annotation>
5      </xsd:enumeration>
6      </xsd:restriction>
7      </xsd:simpleType>
8      <xsd:complexType name="CSICodeType">
9      <xsd:annotation>
10     <xsd:appinfo>
11     <i:Base i:namespace="http://niem.gov/niem/structures/2.0" i:name="Object"/>
12     </xsd:appinfo>
13     </xsd:annotation>
14     <xsd:simpleContent>
15     <xsd:extension base="ansi-nist:CSICodeSimpleType">
16     <xsd:attributeGroup ref="s:SimpleObjectAttributeGroup"/>
17     </xsd:extension>
18     </xsd:simpleContent>
19     </xsd:complexType>
20     <!-- ===== -->
21     <xsd:simpleType name="CSNCodeSimpleType">
22     <xsd:annotation>
23     <xsd:appinfo>
24     <i:Base i:namespace="http://niem.gov/niem/structures/2.0" i:name="Object"/>
25     </xsd:appinfo>
26     </xsd:annotation>
27     <xsd:restriction base="xsd:token">
28     <xsd:enumeration value="ASCII 7-bit English">
29     <xsd:annotation>
30     <xsd:documentation>American Standard Code for Information Interchange is a code representing English
31 characters as numbers</xsd:documentation>
32     </xsd:annotation>
33     </xsd:enumeration>
34     <xsd:enumeration value="ASCII 8-bit Latin">
35     <xsd:annotation>
36     <xsd:documentation>Larger character set of ASCII code to represent non-English characters</xsd:documentation>
37     </xsd:annotation>
38     </xsd:enumeration>
39     <xsd:enumeration value="UNICODE 16-bit">
40     <xsd:annotation>
41     <xsd:documentation>Unicode provides a unique number for every character, no matter what platform, program, and
42 language</xsd:documentation>
43     </xsd:annotation>
```

```
1      </xsd:enumeration>
2      <xsd:enumeration value="UTF 8-bit">
3      <xsd:annotation>
4          <xsd:documentation>Unicode Transformation Format whose initial encoding is consistent with
5 ASCII</xsd:documentation>
6      </xsd:annotation>
7      </xsd:enumeration>
8      </xsd:restriction>
9  </xsd:simpleType>
10 <xsd:complexType name="CSNCodeType">
11   <xsd:annotation>
12     <xsd:appinfo>
13       <i:Base i:namespace="http://niem.gov/niem/structures/2.0" i:name="Object"/>
14     </xsd:appinfo>
15   </xsd:annotation>
16   <xsd:simpleContent>
17     <xsd:extension base="ansi-nist:CSNCodeSimpleType">
18       <xsd:attributeGroup ref="s:SimpleObjectAttributeGroup"/>
19     </xsd:extension>
20   </xsd:simpleContent>
21 </xsd:complexType>
22 <!-- ===== -->
23 <xsd:simpleType name="CSPCodeSimpleType">
24   <xsd:annotation>
25     <xsd:appinfo>
26       <i:Base i:namespace="http://niem.gov/niem/structures/2.0" i:name="Object"/>
27     </xsd:appinfo>
28   </xsd:annotation>
29   <xsd:restriction base="xsd:token">
30     <xsd:enumeration value="GRAY">
31       <xsd:annotation>
32         <xsd:documentation>Grayscale, monochrome</xsd:documentation>
33       </xsd:annotation>
34     </xsd:enumeration>
35     <xsd:enumeration value="RGB">
36       <xsd:annotation>
37         <xsd:documentation>Undetermined color space for an RGB image</xsd:documentation>
38       </xsd:annotation>
39     </xsd:enumeration>
40     <xsd:enumeration value="SRGB">
41       <xsd:annotation>
42         <xsd:documentation>sRGB IEC 61966-2-1</xsd:documentation>
43       </xsd:annotation>
```

```
1      </xsd:enumeration>
2      <xsd:enumeration value="SYCC">
3          <xsd:annotation>
4              <xsd:documentation>YCbCr JPEG 2000 compressed</xsd:documentation>
5          </xsd:annotation>
6      </xsd:enumeration>
7      <xsd:enumeration value="UNK">
8          <xsd:annotation>
9              <xsd:documentation>Undefined</xsd:documentation>
10         </xsd:annotation>
11     </xsd:enumeration>
12     <xsd:enumeration value="YCC">
13         <xsd:annotation>
14             <xsd:documentation>YCbCr legacy</xsd:documentation>
15         </xsd:annotation>
16     </xsd:enumeration>
17 </xsd:restriction>
18 </xsd:simpleType>
19 <xsd:complexType name="CSPCodeType">
20     <xsd:annotation>
21         <xsd:appinfo>
22             <i:Base i:namespace="http://niem.gov/niem/structures/2.0" i:name="Object"/>
23         </xsd:appinfo>
24     </xsd:annotation>
25     <xsd:simpleContent>
26         <xsd:extension base="ansi-nist:CSPCodeSimpleType">
27             <xsd:attributeGroup ref="s:SimpleObjectAttributeGroup"/>
28         </xsd:extension>
29     </xsd:simpleContent>
30 </xsd:complexType>
31 <!-- ===== -->
32 <xsd:complexType name="ContentRecordType">
33     <xsd:annotation>
34         <xsd:appinfo>
35             <i:Base i:namespace="http://niem.gov/niem/structures/2.0" i:name="Object"/>
36         </xsd:appinfo>
37     </xsd:annotation>
38     <xsd:complexContent>
39         <xsd:extension base="s:ComplexObjectType">
40             <xsd:sequence>
41                 <xsd:element ref="ansi-nist:ImageReferenceIdentification"/>
42                 <xsd:element ref="ansi-nist:RecordCategoryCode"/>
43             </xsd:sequence>
```



```
1     </xsd:extension>
2   </xsd:complexContent>
3 </xsd:complexType>
4 <!-- ===== -->
5 <xsd:simpleType name="DMMSCodeSimpleType">
6   <xsd:annotation>
7     <xsd:appinfo>
8       <i:Base i:namespace="http://niem.gov/niem/structures/2.0" i:name="Object"/>
9     </xsd:appinfo>
10  </xsd:annotation>
11  <xsd:restriction base="xsd:token">
12    <xsd:enumeration value="ASSISTED">
13      <xsd:annotation>
14        <xsd:documentation>Assisted</xsd:documentation>
15      </xsd:annotation>
16    </xsd:enumeration>
17    <xsd:enumeration value="OBSERVED">
18      <xsd:annotation>
19        <xsd:documentation>Observed</xsd:documentation>
20      </xsd:annotation>
21    </xsd:enumeration>
22    <xsd:enumeration value="UNATTENDED">
23      <xsd:annotation>
24        <xsd:documentation>Unattended</xsd:documentation>
25      </xsd:annotation>
26    </xsd:enumeration>
27    <xsd:enumeration value="UNKNOWN">
28      <xsd:annotation>
29        <xsd:documentation>Unknown</xsd:documentation>
30      </xsd:annotation>
31    </xsd:enumeration>
32  </xsd:restriction>
33 </xsd:simpleType>
34 <xsd:complexType name="DMMSCodeType">
35   <xsd:annotation>
36     <xsd:appinfo>
37       <i:Base i:namespace="http://niem.gov/niem/structures/2.0" i:name="Object"/>
38     </xsd:appinfo>
39   </xsd:annotation>
40   <xsd:simpleContent>
41     <xsd:extension base="ansi-nist:DMMSCodeSimpleType">
42       <xsd:attributeGroup ref="s:SimpleObjectAttributeGroup"/>
43     </xsd:extension>
```

```
1     </xsd:simpleContent>
2 </xsd:complexType>
3 <!-- ===== -->
4 <xsd:simpleType name="FEFCodeSimpleType">
5     <xsd:annotation>
6         <xsd:appinfo>
7             <i:Base i:namespace="http://niem.gov/niem/structures/2.0" i:name="Object"/>
8         </xsd:appinfo>
9     </xsd:annotation>
10    <xsd:restriction base="xsd:token">
11        <xsd:enumeration value="FV0">
12            <xsd:annotation>
13                <xsd:documentation>All fingers within EJI</xsd:documentation>
14            </xsd:annotation>
15        </xsd:enumeration>
16        <xsd:enumeration value="FV1">
17            <xsd:annotation>
18                <xsd:documentation>Single Full Finger View</xsd:documentation>
19            </xsd:annotation>
20        </xsd:enumeration>
21        <xsd:enumeration value="FV2">
22            <xsd:annotation>
23                <xsd:documentation>Single Full Finger View</xsd:documentation>
24            </xsd:annotation>
25        </xsd:enumeration>
26        <xsd:enumeration value="FV3">
27            <xsd:annotation>
28                <xsd:documentation>Single Full Finger View</xsd:documentation>
29            </xsd:annotation>
30        </xsd:enumeration>
31        <xsd:enumeration value="FV4">
32            <xsd:annotation>
33                <xsd:documentation>Single Full Finger View</xsd:documentation>
34            </xsd:annotation>
35        </xsd:enumeration>
36    </xsd:restriction>
37 </xsd:simpleType>
38 <xsd:complexType name="FEFCodeType">
39     <xsd:annotation>
40         <xsd:appinfo>
41             <i:Base i:namespace="http://niem.gov/niem/structures/2.0" i:name="Object"/>
42         </xsd:appinfo>
43     </xsd:annotation>
```

```
1      <xsd:simpleContent>
2        <xsd:extension base="ansi-nist:FEFCodeSimpleType">
3          <xsd:attributeGroup ref="s:SimpleObjectAttributeGroup"/>
4        </xsd:extension>
5      </xsd:simpleContent>
6    </xsd:complexType>
7    <!-- ===== -->
8    <xsd:simpleType name="FERCodeSimpleType">
9      <xsd:annotation>
10       <xsd:appinfo>
11         <i:Base i:namespace="http://niem.gov/niem/structures/2.0" i:name="Object"/>
12       </xsd:appinfo>
13     </xsd:annotation>
14     <xsd:restriction base="xsd:token">
15       <xsd:enumeration value="DST">
16         <xsd:annotation>
17           <xsd:documentation>Distal Segment</xsd:documentation>
18         </xsd:annotation>
19       </xsd:enumeration>
20       <xsd:enumeration value="EJI">
21         <xsd:annotation>
22           <xsd:documentation>Entire Joint Image</xsd:documentation>
23         </xsd:annotation>
24       </xsd:enumeration>
25       <xsd:enumeration value="FV1">
26         <xsd:annotation>
27           <xsd:documentation>Single Full Finger View</xsd:documentation>
28         </xsd:annotation>
29       </xsd:enumeration>
30       <xsd:enumeration value="FV2">
31         <xsd:annotation>
32           <xsd:documentation>Single Full Finger View</xsd:documentation>
33         </xsd:annotation>
34       </xsd:enumeration>
35       <xsd:enumeration value="FV3">
36         <xsd:annotation>
37           <xsd:documentation>Single Full Finger View</xsd:documentation>
38         </xsd:annotation>
39       </xsd:enumeration>
40       <xsd:enumeration value="FV4">
41         <xsd:annotation>
42           <xsd:documentation>Single Full Finger View</xsd:documentation>
43         </xsd:annotation>
```

```
1      </xsd:enumeration>
2      <xsd:enumeration value="MED">
3          <xsd:annotation>
4              <xsd:documentation>Medial Segment</xsd:documentation>
5          </xsd:annotation>
6      </xsd:enumeration>
7      <xsd:enumeration value="PRX">
8          <xsd:annotation>
9              <xsd:documentation>Proximal Segment</xsd:documentation>
10         </xsd:annotation>
11     </xsd:enumeration>
12     <xsd:enumeration value="TIP">
13         <xsd:annotation>
14             <xsd:documentation>Rolled Tip</xsd:documentation>
15         </xsd:annotation>
16     </xsd:enumeration>
17 </xsd:restriction>
18 </xsd:simpleType>
19 <xsd:complexType name="FERCodeType">
20     <xsd:annotation>
21         <xsd:appinfo>
22             <i:Base i:namespace="http://niem.gov/niem/structures/2.0" i:name="Object"/>
23         </xsd:appinfo>
24     </xsd:annotation>
25     <xsd:simpleContent>
26         <xsd:extension base="ansi-nist:FERCodeSimpleType">
27             <xsd:attributeGroup ref="s:SimpleObjectAttributeGroup"/>
28         </xsd:extension>
29     </xsd:simpleContent>
30 </xsd:complexType>
31 <!-- ===== -->
32 <xsd:simpleType name="FIDCodeSimpleType">
33     <xsd:annotation>
34         <xsd:appinfo>
35             <i:Base i:namespace="http://niem.gov/niem/structures/2.0" i:name="Object"/>
36         </xsd:appinfo>
37     </xsd:annotation>
38     <xsd:restriction base="xsd:token">
39         <xsd:enumeration value="0">
40             <xsd:annotation>
41                 <xsd:documentation>Undefined</xsd:documentation>
42             </xsd:annotation>
43         </xsd:enumeration>
```

```
1      <xsd:enumeration value="1">
2        <xsd:annotation>
3          <xsd:documentation>Right eye</xsd:documentation>
4        </xsd:annotation>
5      </xsd:enumeration>
6      <xsd:enumeration value="2">
7        <xsd:annotation>
8          <xsd:documentation>Left eye</xsd:documentation>
9        </xsd:annotation>
10     </xsd:enumeration>
11 </xsd:restriction>
12 </xsd:simpleType>
13 <xsd:complexType name="FIDCodeType">
14   <xsd:annotation>
15     <xsd:appinfo>
16       <i:Base i:namespace="http://niem.gov/niem/structures/2.0" i:name="Object"/>
17     </xsd:appinfo>
18   </xsd:annotation>
19   <xsd:simpleContent>
20     <xsd:extension base="ansi-nist:FIDCodeSimpleType">
21       <xsd:attributeGroup ref="s:SimpleObjectAttributeGroup"/>
22     </xsd:extension>
23   </xsd:simpleContent>
24 </xsd:complexType>
25 <!-- ===== -->
26 <!-- ==FMT has been implemented as a boolean, not by this code type== -->
27 <!-- ===== -->
28 <xsd:simpleType name="FMTCodeSimpleType">
29   <xsd:annotation>
30     <xsd:appinfo>
31       <i:Base i:namespace="http://niem.gov/niem/structures/2.0" i:name="Object"/>
32     </xsd:appinfo>
33   </xsd:annotation>
34   <xsd:restriction base="xsd:token">
35     <xsd:enumeration value="S">
36       <xsd:annotation>
37         <xsd:documentation>Standard descriptions</xsd:documentation>
38       </xsd:annotation>
39     </xsd:enumeration>
40     <xsd:enumeration value="U">
41       <xsd:annotation>
42         <xsd:documentation>Vendor specific, or M1-378 descriptions</xsd:documentation>
43       </xsd:annotation>
```

```
1     </xsd:enumeration>
2   </xsd:restriction>
3 </xsd:simpleType>
4 <xsd:complexType name="FMTCodeType">
5   <xsd:annotation>
6     <xsd:appinfo>
7       <i:Base i:namespace="http://niem.gov/niem/structures/2.0" i:name="Object"/>
8     </xsd:appinfo>
9   </xsd:annotation>
10  <xsd:simpleContent>
11    <xsd:extension base="ansi-nist:FMTCodeSimpleType">
12      <xsd:attributeGroup ref="s:SimpleObjectAttributeGroup"/>
13    </xsd:extension>
14  </xsd:simpleContent>
15 </xsd:complexType>
16 <!-- ===== -->
17 <xsd:simpleType name="FPCCCodeSimpleType">
18   <xsd:annotation>
19     <xsd:appinfo>
20       <i:Base i:namespace="http://niem.gov/niem/structures/2.0" i:name="Object"/>
21     </xsd:appinfo>
22   </xsd:annotation>
23   <xsd:restriction base="xsd:token">
24     <xsd:enumeration value="0">
25       <xsd:annotation>
26         <xsd:documentation>Unknown, or every finger 1-10</xsd:documentation>
27       </xsd:annotation>
28     </xsd:enumeration>
29     <xsd:enumeration value="1">
30       <xsd:annotation>
31         <xsd:documentation> Right thumb</xsd:documentation>
32       </xsd:annotation>
33     </xsd:enumeration>
34     <xsd:enumeration value="10">
35       <xsd:annotation>
36         <xsd:documentation> Left little</xsd:documentation>
37       </xsd:annotation>
38     </xsd:enumeration>
39     <xsd:enumeration value="11">
40       <xsd:annotation>
41         <xsd:documentation> Plain right thumb</xsd:documentation>
42       </xsd:annotation>
43     </xsd:enumeration>
```

```
1      <xsd:enumeration value="12">
2        <xsd:annotation>
3          <xsd:documentation> Plain left thumb</xsd:documentation>
4        </xsd:annotation>
5      </xsd:enumeration>
6      <xsd:enumeration value="13">
7        <xsd:annotation>
8          <xsd:documentation> Plain right four</xsd:documentation>
9        </xsd:annotation>
10     </xsd:enumeration>
11     <xsd:enumeration value="14">
12       <xsd:annotation>
13         <xsd:documentation> Plain left four</xsd:documentation>
14       </xsd:annotation>
15     </xsd:enumeration>
16     <xsd:enumeration value="15">
17       <xsd:annotation>
18         <xsd:documentation> Left and right thumbs</xsd:documentation>
19       </xsd:annotation>
20     </xsd:enumeration>
21     <xsd:enumeration value="19">
22       <xsd:annotation>
23         <xsd:documentation> Complete friction ridge exemplars</xsd:documentation>
24       </xsd:annotation>
25     </xsd:enumeration>
26     <xsd:enumeration value="2">
27       <xsd:annotation>
28         <xsd:documentation> Right index</xsd:documentation>
29       </xsd:annotation>
30     </xsd:enumeration>
31     <xsd:enumeration value="255">
32       <xsd:annotation>
33         <xsd:documentation> Unused field value in record types 3-6</xsd:documentation>
34       </xsd:annotation>
35     </xsd:enumeration>
36     <xsd:enumeration value="3">
37       <xsd:annotation>
38         <xsd:documentation> Right middle</xsd:documentation>
39       </xsd:annotation>
40     </xsd:enumeration>
41     <xsd:enumeration value="4">
42       <xsd:annotation>
43         <xsd:documentation> Right ring</xsd:documentation>
```

```
1      </xsd:annotation>
2    </xsd:enumeration>
3    <xsd:enumeration value="5">
4      <xsd:annotation>
5        <xsd:documentation> Right little</xsd:documentation>
6      </xsd:annotation>
7    </xsd:enumeration>
8    <xsd:enumeration value="6">
9      <xsd:annotation>
10       <xsd:documentation> Left thumb</xsd:documentation>
11     </xsd:annotation>
12   </xsd:enumeration>
13   <xsd:enumeration value="7">
14     <xsd:annotation>
15       <xsd:documentation> Left index</xsd:documentation>
16     </xsd:annotation>
17   </xsd:enumeration>
18   <xsd:enumeration value="8">
19     <xsd:annotation>
20       <xsd:documentation> Left middle</xsd:documentation>
21     </xsd:annotation>
22   </xsd:enumeration>
23   <xsd:enumeration value="9">
24     <xsd:annotation>
25       <xsd:documentation> Left ring</xsd:documentation>
26     </xsd:annotation>
27   </xsd:enumeration>
28 </xsd:restriction>
29 </xsd:simpleType>
30 <xsd:complexType name="FPCCodeType">
31   <xsd:annotation>
32     <xsd:appinfo>
33       <i:Base i:namespace="http://niem.gov/niem/structures/2.0" i:name="Object"/>
34     </xsd:appinfo>
35   </xsd:annotation>
36   <xsd:simpleContent>
37     <xsd:extension base="ansi-nist:FPCCodeSimpleType">
38       <xsd:attributeGroup ref="s:SimpleObjectAttributeGroup"/>
39     </xsd:extension>
40   </xsd:simpleContent>
41 </xsd:complexType>
42 <!-- ===== -->
43 <xsd:complexType name="FaceImage3DPoseAngleType">
```



```
1      <xsd:annotation>
2        <xsd:appinfo>
3          <i:Base i:namespace="http://niem.gov/niem/structures/2.0" i:name="Object"/>
4        </xsd:appinfo>
5      </xsd:annotation>
6      <xsd:simpleContent>
7        <xsd:extension base="xsd:token">
8          <xsd:attributeGroup ref="s:SimpleObjectAttributeGroup"/>
9        </xsd:extension>
10     </xsd:simpleContent>
11 </xsd:complexType>
12 <!-- ===== -->
13 <xsd:complexType name="FaceImageAttributeType">
14   <xsd:annotation>
15     <xsd:appinfo>
16       <i:Base i:namespace="http://niem.gov/niem/structures/2.0" i:name="Object"/>
17     </xsd:appinfo>
18   </xsd:annotation>
19   <xsd:complexContent>
20     <xsd:extension base="s:ComplexObjectType">
21       <xsd:sequence>
22         <xsd:element ref="ansi-nist:FaceImageAttributeAbstract" minOccurs="0" maxOccurs="unbounded"/>
23       </xsd:sequence>
24     </xsd:extension>
25   </xsd:complexContent>
26 </xsd:complexType>
27 <!-- ===== -->
28 <xsd:complexType name="FaceImageFeaturePointType">
29   <xsd:annotation>
30     <xsd:appinfo>
31       <i:Base i:namespace="http://niem.gov/niem/structures/2.0" i:name="Object"/>
32     </xsd:appinfo>
33   </xsd:annotation>
34   <xsd:complexContent>
35     <xsd:extension base="s:ComplexObjectType">
36       <xsd:sequence>
37         <xsd:element ref="ansi-nist:FeaturePointHorizontalCoordinateValue"/>
38         <xsd:element ref="ansi-nist:FeaturePointIdentification"/>
39         <xsd:element ref="ansi-nist:FeaturePointCategory"/>
40         <xsd:element ref="ansi-nist:FeaturePointVerticalCoordinateValue"/>
41       </xsd:sequence>
42     </xsd:extension>
43   </xsd:complexContent>
```

```
1 </xsd:complexType>
2 <!-- ===== -->
3 <xsd:complexType name="FaceImageType">
4   <xsd:annotation>
5     <xsd:appinfo>
6       <i:Base i:name="NISTImageType"/>
7     </xsd:appinfo>
8   </xsd:annotation>
9   <xsd:complexContent>
10    <xsd:extension base="ansi-nist:NISTImageType">
11      <xsd:sequence>
12        <!-- =====fieldID="10.025" fieldMnemonic="SPA" == -->
13        <xsd:element ref="ansi-nist:FaceImage3DPoseAngle" minOccurs="0"/>
14        <!-- =====fieldID="10.013" fieldMnemonic="SAP" == -->
15        <xsd:element ref="ansi-nist:FaceImageAcquisitionProfile"/>
16        <!-- =====fieldID="10.022" fieldMnemonic="PXS" == -->
17        <xsd:element ref="ansi-nist:FaceImageAttribute" minOccurs="0" maxOccurs="unbounded"/>
18        <!-- =====fieldID="10.026" fieldMnemonic="SXS" == -->
19        <xsd:element ref="ansi-nist:FaceImageDescription" minOccurs="0" maxOccurs="unbounded"/>
20        <!-- =====fieldID="10.027" fieldMnemonic="SEC" == -->
21        <xsd:element ref="ansi-nist:FaceImageEyeColorAttribute" minOccurs="0"/>
22        <!-- =====fieldID="10.029" fieldMnemonic="SFP" == -->
23        <xsd:element ref="ansi-nist:FaceImageFeaturePoint" minOccurs="0" maxOccurs="88"/>
24        <!-- =====fieldID="10.028" fieldMnemonic="SHC" == -->
25        <xsd:element ref="ansi-nist:FaceImageHairColorAttribute" minOccurs="0" maxOccurs="2"/>
26        <!-- =====fieldID="10.021" fieldMnemonic="POA" == -->
27        <xsd:element ref="ansi-nist:FaceImagePoseOffsetAngleMeasure" minOccurs="0"/>
28        <!-- =====fieldID="10.020" fieldMnemonic="POS" == -->
29        <xsd:element ref="ansi-nist:FaceImageSubjectPose" minOccurs="0"/>
30      </xsd:sequence>
31    </xsd:extension>
32  </xsd:complexContent>
33 </xsd:complexType>
34 <!-- ===== -->
35 <xsd:complexType name="FingerprintImageMajorCasePrintType">
36   <xsd:annotation>
37     <xsd:appinfo>
38       <i:Base i:name="FingerprintType"/>
39     </xsd:appinfo>
40   </xsd:annotation>
41   <xsd:complexContent>
42     <xsd:extension base="ansi-nist:FingerprintType">
43       <xsd:sequence>
```

```
1      <!-- =====fieldID="14.014" fieldMnemonic="PPD" == -->
2      <!-- ==FingerPositionCode is used from the base FingerprintType == -->
3      <xsd:element ref="ansi-nist:MajorCasePrintCode" minOccurs="0" maxOccurs="unbounded"/>
4      <!-- =====fieldID="14.015" fieldMnemonic="PPC" == -->
5      <xsd:element ref="ansi-nist:MajorCasePrintSegmentOffset" minOccurs="0" maxOccurs="unbounded"/>
6      <!-- =====not used ===== -->
7      <xsd:element ref="ansi-nist:MajorCasePrintText" minOccurs="0" maxOccurs="unbounded"/>
8      </xsd:sequence>
9      </xsd:extension>
10     </xsd:complexContent>
11 </xsd:complexType>
12 <!-- ===== -->
13 <xsd:complexType name="FingerprintImageNISTQualityType">
14     <xsd:annotation>
15         <xsd:appinfo>
16             <i:Base i:name="FingerprintType"/>
17         </xsd:appinfo>
18     </xsd:annotation>
19     <xsd:complexContent>
20         <xsd:extension base="ansi-nist:FingerprintType">
21             <xsd:sequence>
22                 <xsd:element ref="ansi-nist:NISTQualityMeasure"/>
23             </xsd:sequence>
24         </xsd:extension>
25     </xsd:complexContent>
26 </xsd:complexType>
27 <!-- ===== -->
28 <xsd:complexType name="FingerprintImageQualityType">
29     <xsd:annotation>
30         <xsd:appinfo>
31             <i:Base i:name="FingerprintType"/>
32         </xsd:appinfo>
33     </xsd:annotation>
34     <xsd:complexContent>
35         <xsd:extension base="ansi-nist:FingerprintType">
36             <xsd:sequence>
37                 <xsd:element ref="ansi-nist:QualityAlgorithmProductIdentification"/>
38                 <xsd:element ref="ansi-nist:QualityAlgorithmVendorIdentification"/>
39                 <xsd:element ref="ansi-nist:QualityValue"/>
40             </xsd:sequence>
41         </xsd:extension>
42     </xsd:complexContent>
43 </xsd:complexType>
```

```
1 <!-- ===== -->
2 <!-- ansi-nist:FingerprintImageType has been replaced by itl:FingerprintImageType -->
3 <!-- ===== -->
4 <xsd:complexType name="FingerprintImageType">
5   <xsd:annotation>
6     <xsd:appinfo>
7       <i:Base i:name="NISTImageType" />
8     </xsd:appinfo>
9   </xsd:annotation>
10  <xsd:complexContent>
11    <xsd:extension base="ansi-nist:NISTImageType">
12      <xsd:sequence>
13        <xsd:element ref="ansi-nist:FingerprintImageMajorCasePrint" minOccurs="0" maxOccurs="unbounded" />
14        <xsd:element ref="ansi-nist:FingerprintImagePosition" minOccurs="0" maxOccurs="unbounded" />
15        <xsd:element ref="ansi-nist:FingerprintImageSegmentationQuality" minOccurs="0" maxOccurs="unbounded" />
16        <xsd:element ref="ansi-nist:FingerprintImageImpressionCaptureCategory" minOccurs="0" maxOccurs="unbounded" />
17      </xsd:sequence>
18    </xsd:extension>
19  </xsd:complexContent>
20 </xsd:complexType>
21 <!-- ===== -->
22 <!-- Just as <ansi-nist:FingerprintType> is a base for <ansi-nist:FingerprintImageQualityType>, -->
23 <!-- the element below is a base for <itl:PalmpointImageQualityType, -->
24 <!-- ===== -->
25 <xsd:complexType name="FingerprintPalmImagePositionType">
26   <xsd:annotation>
27     <xsd:appinfo>
28       <i:Base i:name="FingerprintType" />
29     </xsd:appinfo>
30   </xsd:annotation>
31   <xsd:complexContent>
32     <xsd:extension base="ansi-nist:FingerprintType">
33       <xsd:sequence>
34         <xsd:element ref="ansi-nist:PalmPosition" minOccurs="0" maxOccurs="unbounded" />
35       </xsd:sequence>
36     </xsd:extension>
37   </xsd:complexContent>
38 </xsd:complexType>
39 <!-- ===== -->
40 <xsd:complexType name="FingerprintPatternType">
41   <xsd:annotation>
42     <xsd:appinfo>
43       <i:Base i:namespace="http://niem.gov/niem/structures/2.0" i:name="Object" />
```

```

1      </xsd:appinfo>
2    </xsd:annotation>
3    <xsd:complexContent>
4      <xsd:extension base="s:ComplexObjectType">
5        <xsd:sequence>
6          <xsd:element ref="ansi-nist:PatternCodeSourceCode" minOccurs="0" maxOccurs="unbounded"/>
7          <xsd:element ref="ansi-nist:PatternCorePosition" minOccurs="0" maxOccurs="unbounded"/>
8          <xsd:element ref="ansi-nist:PatternDeltaPosition" minOccurs="0" maxOccurs="unbounded"/>
9          <xsd:element ref="ansi-nist:PatternNISTStandardText" minOccurs="0" maxOccurs="unbounded"/>
10         <xsd:element ref="ansi-nist:PatternUserText" minOccurs="0" maxOccurs="unbounded"/>
11       </xsd:sequence>
12     </xsd:extension>
13   </xsd:complexContent>
14 </xsd:complexType>
15 <!-- ===== -->
16 <xsd:complexType name="FingerprintType">
17   <xsd:annotation>
18     <xsd:appinfo>
19       <i:Base i:namespace="http://niem.gov/niem/structures/2.0" i:name="Object"/>
20     </xsd:appinfo>
21   </xsd:annotation>
22   <xsd:complexContent>
23     <xsd:extension base="s:ComplexObjectType">
24       <xsd:sequence>
25         <!-- =====Types 03-06 ===fieldMnemonic="FGP" == -->
26         <!-- =====fieldID="14.014" fieldMnemonic="PPD" == -->
27         <!-- =====fieldID="14.022" fieldMnemonic="NQM" == -->
28         <!-- =====fieldID="14.023" fieldMnemonic="SQM" == -->
29         <!-- =====fieldID="14.024" fieldMnemonic="FQM" == -->
30         <!-- ===<ansi-nist:MajorCasePrintSegmentOffset> is based on this type, but uses none of the components == -->
31         <xsd:element ref="ansi-nist:FingerPositionCode" minOccurs="0" maxOccurs="unbounded"/>
32         <!-- =====not used ===== -->
33         <xsd:element ref="ansi-nist:FingerPositionIndicator" minOccurs="0" maxOccurs="unbounded"/>
34       </xsd:sequence>
35     </xsd:extension>
36   </xsd:complexContent>
37 </xsd:complexType>
38 <!-- ===== -->
39 <xsd:simpleType name="GCACodeSimpleType">
40   <xsd:annotation>
41     <xsd:appinfo>
42       <i:Base i:namespace="http://niem.gov/niem/structures/2.0" i:name="Object"/>
43     </xsd:appinfo>

```

```
1      </xsd:annotation>
2      <xsd:restriction base="xsd:token">
3          <xsd:enumeration value="0">
4              <xsd:annotation>
5                  <xsd:documentation>NONE - Uncompressed</xsd:documentation>
6              </xsd:annotation>
7          </xsd:enumeration>
8          <xsd:enumeration value="1">
9              <xsd:annotation>
10                 <xsd:documentation>WSQ - Wavelet Scalar Quantization</xsd:documentation>
11             </xsd:annotation>
12         </xsd:enumeration>
13         <xsd:enumeration value="2">
14             <xsd:annotation>
15                 <xsd:documentation>JPEGB - Baseline mode of the JPEG algorithm used to compress an image</xsd:documentation>
16             </xsd:annotation>
17         </xsd:enumeration>
18         <xsd:enumeration value="3">
19             <xsd:annotation>
20                 <xsd:documentation>JPEGL - Lossless mode of the JPEG algorithm used to compress an image</xsd:documentation>
21             </xsd:annotation>
22         </xsd:enumeration>
23         <xsd:enumeration value="4">
24             <xsd:annotation>
25                 <xsd:documentation>JP2 - Lossy mode of the JPEG2000 algorithm used to compress an image</xsd:documentation>
26             </xsd:annotation>
27         </xsd:enumeration>
28         <xsd:enumeration value="5">
29             <xsd:annotation>
30                 <xsd:documentation>JP2L - Lossless mode of the JPEG2000 algorithm used to compress an
31 image</xsd:documentation>
32             </xsd:annotation>
33         </xsd:enumeration>
34         <xsd:enumeration value="6">
35             <xsd:annotation>
36                 <xsd:documentation>PNG - Portable Network Graphics image format</xsd:documentation>
37             </xsd:annotation>
38         </xsd:enumeration>
39     </xsd:restriction>
40 </xsd:simpleType>
41 <xsd:complexType name="GCACodeType">
42     <xsd:annotation>
43     <xsd:appinfo>
```

```
1      <i:Base i:namespace="http://niem.gov/niem/structures/2.0" i:name="Object"/>
2    </xsd:appinfo>
3  </xsd:annotation>
4  <xsd:simpleContent>
5    <xsd:extension base="ansi-nist:GCACodeSimpleType">
6      <xsd:attributeGroup ref="s:SimpleObjectAttributeGroup"/>
7    </xsd:extension>
8  </xsd:simpleContent>
9 </xsd:complexType>
10 <!-- ===== -->
11 <xsd:simpleType name="ICTCodeSimpleType">
12   <xsd:annotation>
13     <xsd:appinfo>
14       <i:Base i:namespace="http://niem.gov/niem/structures/2.0" i:name="Object"/>
15     </xsd:appinfo>
16   </xsd:annotation>
17   <xsd:restriction base="xsd:token">
18     <xsd:enumeration value="0">
19       <xsd:annotation>
20         <xsd:documentation>Undefined</xsd:documentation>
21       </xsd:annotation>
22     </xsd:enumeration>
23     <xsd:enumeration value="1">
24       <xsd:annotation>
25         <xsd:documentation>Progressive</xsd:documentation>
26       </xsd:annotation>
27     </xsd:enumeration>
28     <xsd:enumeration value="2">
29       <xsd:annotation>
30         <xsd:documentation>Interlace Frame</xsd:documentation>
31       </xsd:annotation>
32     </xsd:enumeration>
33     <xsd:enumeration value="3">
34       <xsd:annotation>
35         <xsd:documentation>Interlace Field</xsd:documentation>
36       </xsd:annotation>
37     </xsd:enumeration>
38   </xsd:restriction>
39 </xsd:simpleType>
40 <xsd:complexType name="ICTCodeType">
41   <xsd:annotation>
42     <xsd:appinfo>
43       <i:Base i:namespace="http://niem.gov/niem/structures/2.0" i:name="Object"/>
```

```
1     </xsd:appinfo>
2 </xsd:annotation>
3 <xsd:simpleContent>
4     <xsd:extension base="ansi-nist:ICTCodeSimpleType">
5         <xsd:attributeGroup ref="s:SimpleObjectAttributeGroup"/>
6     </xsd:extension>
7 </xsd:simpleContent>
8 </xsd:complexType>
9 <!-- ===== -->
10 <xsd:simpleType name="IMPCodeSimpleType">
11     <xsd:annotation>
12         <xsd:appinfo>
13             <i:Base i:namespace="http://niem.gov/niem/structures/2.0" i:name="Object"/>
14         </xsd:appinfo>
15     </xsd:annotation>
16     <xsd:restriction base="xsd:token">
17         <xsd:enumeration value="0">
18             <xsd:annotation>
19                 <xsd:documentation>Live-scan plain</xsd:documentation>
20             </xsd:annotation>
21         </xsd:enumeration>
22         <xsd:enumeration value="1">
23             <xsd:annotation>
24                 <xsd:documentation>Live-scan rolled</xsd:documentation>
25             </xsd:annotation>
26         </xsd:enumeration>
27         <xsd:enumeration value="10">
28             <xsd:annotation>
29                 <xsd:documentation>Live-scan palm</xsd:documentation>
30             </xsd:annotation>
31         </xsd:enumeration>
32         <xsd:enumeration value="11">
33             <xsd:annotation>
34                 <xsd:documentation>NonLive-scan palm</xsd:documentation>
35             </xsd:annotation>
36         </xsd:enumeration>
37         <xsd:enumeration value="12">
38             <xsd:annotation>
39                 <xsd:documentation>Latent palm impression</xsd:documentation>
40             </xsd:annotation>
41         </xsd:enumeration>
42         <xsd:enumeration value="13">
43             <xsd:annotation>
```



```
1      <xsd:documentation>Latent palm tracing</xsd:documentation>
2    </xsd:annotation>
3  </xsd:enumeration>
4  <xsd:enumeration value="14">
5    <xsd:annotation>
6      <xsd:documentation>Latent palm photo</xsd:documentation>
7    </xsd:annotation>
8  </xsd:enumeration>
9  <xsd:enumeration value="15">
10   <xsd:annotation>
11     <xsd:documentation>Latent palm lift</xsd:documentation>
12   </xsd:annotation>
13 </xsd:enumeration>
14 <xsd:enumeration value="2">
15   <xsd:annotation>
16     <xsd:documentation>NonLive-scan plain</xsd:documentation>
17   </xsd:annotation>
18 </xsd:enumeration>
19 <xsd:enumeration value="20">
20   <xsd:annotation>
21     <xsd:documentation>Live-scan optical contact plain</xsd:documentation>
22   </xsd:annotation>
23 </xsd:enumeration>
24 <xsd:enumeration value="21">
25   <xsd:annotation>
26     <xsd:documentation>Live-scan optical contact rolled </xsd:documentation>
27   </xsd:annotation>
28 </xsd:enumeration>
29 <xsd:enumeration value="22">
30   <xsd:annotation>
31     <xsd:documentation>Live-scan non-optical contact plain</xsd:documentation>
32   </xsd:annotation>
33 </xsd:enumeration>
34 <xsd:enumeration value="23">
35   <xsd:annotation>
36     <xsd:documentation>Live-scan non-optical contact rolled</xsd:documentation>
37   </xsd:annotation>
38 </xsd:enumeration>
39 <xsd:enumeration value="24">
40   <xsd:annotation>
41     <xsd:documentation>Live-scan optical contactless plain</xsd:documentation>
42   </xsd:annotation>
43 </xsd:enumeration>
```

```
1      <xsd:enumeration value="25">
2        <xsd:annotation>
3          <xsd:documentation>Live-scan optical contactless rolled </xsd:documentation>
4        </xsd:annotation>
5      </xsd:enumeration>
6      <xsd:enumeration value="26">
7        <xsd:annotation>
8          <xsd:documentation>Live-scan non-optical contactless plain</xsd:documentation>
9        </xsd:annotation>
10     </xsd:enumeration>
11     <xsd:enumeration value="27">
12       <xsd:annotation>
13         <xsd:documentation>Live-scan non-optical contactless rolled</xsd:documentation>
14       </xsd:annotation>
15     </xsd:enumeration>
16     <xsd:enumeration value="28">
17       <xsd:annotation>
18         <xsd:documentation>Other</xsd:documentation>
19       </xsd:annotation>
20     </xsd:enumeration>
21     <xsd:enumeration value="29">
22       <xsd:annotation>
23         <xsd:documentation>Unknown</xsd:documentation>
24       </xsd:annotation>
25     </xsd:enumeration>
26     <xsd:enumeration value="3">
27       <xsd:annotation>
28         <xsd:documentation>NonLive-scan rolled</xsd:documentation>
29       </xsd:annotation>
30     </xsd:enumeration>
31     <xsd:enumeration value="4">
32       <xsd:annotation>
33         <xsd:documentation>Latent impression</xsd:documentation>
34       </xsd:annotation>
35     </xsd:enumeration>
36     <xsd:enumeration value="5">
37       <xsd:annotation>
38         <xsd:documentation>Latent tracing</xsd:documentation>
39       </xsd:annotation>
40     </xsd:enumeration>
41     <xsd:enumeration value="6">
42       <xsd:annotation>
43         <xsd:documentation>Latent photo</xsd:documentation>
```

```
1      </xsd:annotation>
2    </xsd:enumeration>
3    <xsd:enumeration value="7">
4      <xsd:annotation>
5        <xsd:documentation>Latent lift</xsd:documentation>
6      </xsd:annotation>
7    </xsd:enumeration>
8    <xsd:enumeration value="8">
9      <xsd:annotation>
10       <xsd:documentation>Live-scan vertical swipe</xsd:documentation>
11     </xsd:annotation>
12   </xsd:enumeration>
13 </xsd:restriction>
14 </xsd:simpleType>
15 <xsd:complexType name="IMPCodeType">
16   <xsd:annotation>
17     <xsd:appinfo>
18       <i:Base i:namespace="http://niem.gov/niem/structures/2.0" i:name="Object"/>
19     </xsd:appinfo>
20   </xsd:annotation>
21   <xsd:simpleContent>
22     <xsd:extension base="ansi-nist:IMPCodeSimpleType">
23       <xsd:attributeGroup ref="s:SimpleObjectAttributeGroup"/>
24     </xsd:extension>
25   </xsd:simpleContent>
26 </xsd:complexType>
27 <!-- ===== -->
28 <xsd:simpleType name="IMTCodeSimpleType">
29   <xsd:annotation>
30     <xsd:appinfo>
31       <i:Base i:namespace="http://niem.gov/niem/structures/2.0" i:name="Object"/>
32     </xsd:appinfo>
33   </xsd:annotation>
34   <xsd:restriction base="xsd:token">
35     <xsd:enumeration value="FACE">
36       <xsd:annotation>
37         <xsd:documentation>Face</xsd:documentation>
38       </xsd:annotation>
39     </xsd:enumeration>
40     <xsd:enumeration value="MARK">
41       <xsd:annotation>
42         <xsd:documentation>Mark</xsd:documentation>
43       </xsd:annotation>
```

```
1      </xsd:enumeration>
2      <xsd:enumeration value="SCAR">
3          <xsd:annotation>
4              <xsd:documentation>Scar</xsd:documentation>
5          </xsd:annotation>
6      </xsd:enumeration>
7      <xsd:enumeration value="TATTOO">
8          <xsd:annotation>
9              <xsd:documentation>Tattoo</xsd:documentation>
10         </xsd:annotation>
11     </xsd:enumeration>
12 </xsd:restriction>
13 </xsd:simpleType>
14 <xsd:complexType name="IMTCodeType">
15     <xsd:annotation>
16         <xsd:appinfo>
17             <i:Base i:namespace="http://niem.gov/niem/structures/2.0" i:name="Object"/>
18         </xsd:appinfo>
19     </xsd:annotation>
20     <xsd:simpleContent>
21         <xsd:extension base="ansi-nist:IMTCodeSimpleType">
22             <xsd:attributeGroup ref="s:SimpleObjectAttributeGroup"/>
23         </xsd:extension>
24     </xsd:simpleContent>
25 </xsd:complexType>
26 <!-- ===== -->
27 <xsd:simpleType name="IOCCCodeSimpleType">
28     <xsd:annotation>
29         <xsd:appinfo>
30             <i:Base i:namespace="http://niem.gov/niem/structures/2.0" i:name="Object"/>
31         </xsd:appinfo>
32     </xsd:annotation>
33     <xsd:restriction base="xsd:token">
34         <xsd:enumeration value="0">
35             <xsd:annotation>
36                 <xsd:documentation>Undefined</xsd:documentation>
37             </xsd:annotation>
38         </xsd:enumeration>
39         <xsd:enumeration value="1">
40             <xsd:annotation>
41                 <xsd:documentation>Base</xsd:documentation>
42             </xsd:annotation>
43     </xsd:enumeration>
```

```
1      <xsd:enumeration value="2">
2      <xsd:annotation>
3      <xsd:documentation>Flipped</xsd:documentation>
4      </xsd:annotation>
5      </xsd:enumeration>
6  </xsd:restriction>
7 </xsd:simpleType>
8 <xsd:complexType name="IOCCodeType">
9   <xsd:annotation>
10    <xsd:appinfo>
11     <i:Base i:namespace="http://niem.gov/niem/structures/2.0" i:name="Object"/>
12    </xsd:appinfo>
13   </xsd:annotation>
14   <xsd:simpleContent>
15     <xsd:extension base="ansi-nist:IOCCodeSimpleType">
16     <xsd:attributeGroup ref="s:SimpleObjectAttributeGroup"/>
17     </xsd:extension>
18   </xsd:simpleContent>
19 </xsd:complexType>
20 <!-- ===== -->
21 <xsd:simpleType name="IRTCCodeSimpleType">
22   <xsd:annotation>
23     <xsd:appinfo>
24     <i:Base i:namespace="http://niem.gov/niem/structures/2.0" i:name="Object"/>
25     </xsd:appinfo>
26   </xsd:annotation>
27   <xsd:restriction base="xsd:token">
28     <xsd:enumeration value="1">
29       <xsd:annotation>
30         <xsd:documentation>Transaction information - ASCII</xsd:documentation>
31       </xsd:annotation>
32     </xsd:enumeration>
33     <xsd:enumeration value="10">
34       <xsd:annotation>
35         <xsd:documentation>Facial & SMT image - ASCII/Binary</xsd:documentation>
36       </xsd:annotation>
37     </xsd:enumeration>
38     <xsd:enumeration value="13">
39       <xsd:annotation>
40         <xsd:documentation>Variable-resolution latent image - ASCII/Binary</xsd:documentation>
41       </xsd:annotation>
42     </xsd:enumeration>
43     <xsd:enumeration value="14">
```

```
1      <xsd:annotation>
2        <xsd:documentation>Variable-resolution fingerprint image - ASCII/Binary</xsd:documentation>
3      </xsd:annotation>
4    </xsd:enumeration>
5    <xsd:enumeration value="15">
6      <xsd:annotation>
7        <xsd:documentation>Variable-resolution palmprint Image - ASCII/Binary</xsd:documentation>
8      </xsd:annotation>
9    </xsd:enumeration>
10   <xsd:enumeration value="16">
11     <xsd:annotation>
12       <xsd:documentation>User-defined variable-resolution testing Image - ASCII/Binary</xsd:documentation>
13     </xsd:annotation>
14   </xsd:enumeration>
15   <xsd:enumeration value="17">
16     <xsd:annotation>
17       <xsd:documentation>Iris image - ASCII/Binary</xsd:documentation>
18     </xsd:annotation>
19   </xsd:enumeration>
20   <xsd:enumeration value="2">
21     <xsd:annotation>
22       <xsd:documentation>User-defined descriptive text - ASCII</xsd:documentation>
23     </xsd:annotation>
24   </xsd:enumeration>
25   <xsd:enumeration value="3">
26     <xsd:annotation>
27       <xsd:documentation>Low-resolution grayscale fingerprint image - Binary</xsd:documentation>
28     </xsd:annotation>
29   </xsd:enumeration>
30   <xsd:enumeration value="4">
31     <xsd:annotation>
32       <xsd:documentation>High-resolution grayscale fingerprint image - Binary</xsd:documentation>
33     </xsd:annotation>
34   </xsd:enumeration>
35   <xsd:enumeration value="5">
36     <xsd:annotation>
37       <xsd:documentation>Low-resolution binary fingerprint image - Binary</xsd:documentation>
38     </xsd:annotation>
39   </xsd:enumeration>
40   <xsd:enumeration value="6">
41     <xsd:annotation>
42       <xsd:documentation>High-resolution binary fingerprint image - Binary</xsd:documentation>
43     </xsd:annotation>
```

```
1      </xsd:enumeration>
2      <xsd:enumeration value="7">
3        <xsd:annotation>
4          <xsd:documentation>User-defined image - Binary</xsd:documentation>
5        </xsd:annotation>
6      </xsd:enumeration>
7      <xsd:enumeration value="8">
8        <xsd:annotation>
9          <xsd:documentation>Signature image - Binary</xsd:documentation>
10       </xsd:annotation>
11     </xsd:enumeration>
12     <xsd:enumeration value="9">
13       <xsd:annotation>
14         <xsd:documentation>Minutiae data - ASCII</xsd:documentation>
15       </xsd:annotation>
16     </xsd:enumeration>
17     <xsd:enumeration value="99">
18       <xsd:annotation>
19         <xsd:documentation>CBEFF Biometric data record - ASCII/Binary</xsd:documentation>
20       </xsd:annotation>
21     </xsd:enumeration>
22   </xsd:restriction>
23 </xsd:simpleType>
24 <xsd:complexType name="IRTCodeType">
25   <xsd:annotation>
26     <xsd:appinfo>
27       <i:Base i:namespace="http://niem.gov/niem/structures/2.0" i:name="Object"/>
28     </xsd:appinfo>
29   </xsd:annotation>
30   <xsd:simpleContent>
31     <xsd:extension base="ansi-nist:IRTCodeSimpleType">
32       <xsd:attributeGroup ref="s:SimpleObjectAttributeGroup"/>
33     </xsd:extension>
34   </xsd:simpleContent>
35 </xsd:complexType>
36 <!-- ===== -->
37 <xsd:simpleType name="ISRCCodeSimpleType">
38   <xsd:annotation>
39     <xsd:appinfo>
40       <i:Base i:namespace="http://niem.gov/niem/structures/2.0" i:name="Object"/>
41     </xsd:appinfo>
42   </xsd:annotation>
43   <xsd:restriction base="xsd:token">
```

```
1      <xsd:enumeration value="0">
2        <xsd:annotation>
3          <xsd:documentation>Types 3 and 5, half minimum; Types 4, 6 and 8, minimum; Type 8 vector</xsd:documentation>
4        </xsd:annotation>
5      </xsd:enumeration>
6      <xsd:enumeration value="1">
7        <xsd:annotation>
8          <xsd:documentation>Types 3 and 5, half native; Types 4, 6, and 8 native </xsd:documentation>
9        </xsd:annotation>
10     </xsd:enumeration>
11   </xsd:restriction>
12 </xsd:simpleType>
13 <xsd:complexType name="ISRCodeType">
14   <xsd:annotation>
15     <xsd:appinfo>
16       <i:Base i:namespace="http://niem.gov/niem/structures/2.0" i:name="Object"/>
17     </xsd:appinfo>
18   </xsd:annotation>
19   <xsd:simpleContent>
20     <xsd:extension base="ansi-nist:ISRCodeSimpleType">
21       <xsd:attributeGroup ref="s:SimpleObjectAttributeGroup"/>
22     </xsd:extension>
23   </xsd:simpleContent>
24 </xsd:complexType>
25 <!-- ===== -->
26 <xsd:complexType name="IdentificationRangeType">
27   <xsd:annotation>
28     <xsd:appinfo>
29       <i:Base i:namespace="http://niem.gov/niem/structures/2.0" i:name="Object"/>
30     </xsd:appinfo>
31   </xsd:annotation>
32   <xsd:complexContent>
33     <xsd:extension base="s:ComplexObjectType">
34       <xsd:sequence>
35         <xsd:element ref="ansi-nist:MaximumRangeIdentification" minOccurs="0" maxOccurs="unbounded"/>
36         <xsd:element ref="ansi-nist:MinimumRangeIdentification" minOccurs="0" maxOccurs="unbounded"/>
37       </xsd:sequence>
38     </xsd:extension>
39   </xsd:complexContent>
40 </xsd:complexType>
41 <!-- ===== -->
42 <xsd:complexType name="ImageCaptureType">
43   <xsd:annotation>
```



```
1      <xsd:appinfo>
2        <i:Base i:namespace="http://niem.gov/niem/structures/2.0" i:name="Object"/>
3      </xsd:appinfo>
4    </xsd:annotation>
5    <xsd:complexContent>
6      <xsd:extension base="s:ComplexObjectType">
7        <xsd:sequence>
8          <!-- =====fieldID="10.005" fieldMnemonic="PHD" == -->
9          <!-- =====fieldID="13.005" fieldMnemonic="LCD" == -->
10         <!-- =====fieldID="14.005" fieldMnemonic="FCD" == -->
11         <!-- =====fieldID="15.005" fieldMnemonic="PCD" == -->
12         <!-- =====fieldID="16.005" fieldMnemonic="UTD" == -->
13         <!-- =====fieldID="17.005" fieldMnemonic="ICD" == -->
14         <xsd:element ref="ansi-nist:CaptureDate" minOccurs="0"/>
15         <!-- =====not used ===== -->
16         <xsd:element ref="ansi-nist:CaptureDescription" minOccurs="0" maxOccurs="unbounded"/>
17         <!-- =====fieldID="17.018" fieldMnemonic="GUI" == -->
18         <xsd:element ref="ansi-nist:CaptureDeviceGlobalIdentification" minOccurs="0"/>
19         <!-- =====fieldID="17.017" fieldMnemonic="DUI" == -->
20         <xsd:element ref="ansi-nist:CaptureDeviceIdentification" minOccurs="0"/>
21         <!-- =====fieldID="17.019" fieldMnemonic="MMS" == -->
22         <xsd:element ref="ansi-nist:CaptureDeviceMakeText" minOccurs="0"/>
23         <xsd:element ref="ansi-nist:CaptureDeviceModelText" minOccurs="0"/>
24         <xsd:element ref="ansi-nist:CaptureDeviceSerialNumberText" minOccurs="0"/>
25         <!-- =====fieldID="XX.016" fieldMnemonic="SHPS" == -->
26         <xsd:element ref="ansi-nist:CaptureHorizontalPixelDensityValue" minOccurs="0"/>
27         <!-- =====fieldID="XX.004" fieldMnemonic="SRC" == -->
28         <xsd:element ref="ansi-nist:CaptureOrganization" minOccurs="0"/>
29         <!-- =====fieldMnemonic="ISR" == -->
30         <xsd:element ref="ansi-nist:CaptureResolution" minOccurs="0"/>
31         <!-- =====not used ===== -->
32         <xsd:element ref="ansi-nist:CaptureSource" minOccurs="0" maxOccurs="unbounded"/>
33         <!-- =====fieldID="XX.017" fieldMnemonic="SVPS" == -->
34         <xsd:element ref="ansi-nist:CaptureVerticalPixelDensityValue" minOccurs="0"/>
35         <!-- =====fieldID="XX.030" fieldMnemonic="DMM" == -->
36         <xsd:element ref="ansi-nist:CaptureDeviceMonitoringMode" minOccurs="0"/>
37       </xsd:sequence>
38     </xsd:extension>
39   </xsd:complexContent>
40 </xsd:complexType>
41 <!-- ===== -->
42 <xsd:complexType name="ImageQualityType">
43   <xsd:annotation>
```

```
1      <xsd:appinfo>
2        <i:Base i:namespace="http://niem.gov/niem/structures/2.0" i:name="Object"/>
3      </xsd:appinfo>
4    </xsd:annotation>
5    <xsd:complexContent>
6      <xsd:extension base="s:ComplexObjectType">
7        <xsd:sequence>
8          <xsd:element ref="ansi-nist:QualityAlgorithmProductIdentification" minOccurs="0" maxOccurs="unbounded"/>
9          <xsd:element ref="ansi-nist:QualityValue" minOccurs="0" maxOccurs="unbounded"/>
10         <xsd:element ref="ansi-nist:QualityMeasureVendorIdentification" minOccurs="0" maxOccurs="unbounded"/>
11        </xsd:sequence>
12      </xsd:extension>
13    </xsd:complexContent>
14  </xsd:complexType>
15  <!-- ===== -->
16  <xsd:simpleType name="IndicatorCodeSimpleType">
17    <xsd:annotation>
18      <xsd:appinfo>
19        <i:Base i:namespace="http://niem.gov/niem/structures/2.0" i:name="Object"/>
20      </xsd:appinfo>
21    </xsd:annotation>
22    <xsd:restriction base="xsd:token">
23      <xsd:enumeration value="false ">
24        <xsd:annotation>
25          <xsd:documentation>Indicates the record does not meet the specification</xsd:documentation>
26        </xsd:annotation>
27      </xsd:enumeration>
28      <xsd:enumeration value="true ">
29        <xsd:annotation>
30          <xsd:documentation>Indicates the record meets the specification</xsd:documentation>
31        </xsd:annotation>
32      </xsd:enumeration>
33      <xsd:enumeration value="unknown">
34        <xsd:annotation>
35          <xsd:documentation>Indicates it is not known if the record meets the specification</xsd:documentation>
36        </xsd:annotation>
37      </xsd:enumeration>
38    </xsd:restriction>
39  </xsd:simpleType>
40  <xsd:complexType name="IndicatorCodeType">
41    <xsd:annotation>
42      <xsd:appinfo>
43        <i:Base i:namespace="http://niem.gov/niem/structures/2.0" i:name="Object"/>
```

```
1     </xsd:appinfo>
2 </xsd:annotation>
3 <xsd:simpleContent>
4     <xsd:extension base="ansi-nist:IndicatorCodeSimpleType">
5         <xsd:attributeGroup ref="s:SimpleObjectAttributeGroup"/>
6     </xsd:extension>
7 </xsd:simpleContent>
8 </xsd:complexType>
9 <!-- ===== -->
10 <xsd:complexType name="IrisImageCaptureType">
11     <xsd:annotation>
12         <xsd:appinfo>
13             <i:Base i:name="ImageCaptureType"/>
14         </xsd:appinfo>
15     </xsd:annotation>
16     <xsd:complexContent>
17         <xsd:extension base="ansi-nist:ImageCaptureType">
18             <xsd:sequence>
19                 <!-- =====fieldID="17.016" fieldMnemonic="IPC" == -->
20                 <xsd:element ref="ansi-nist:IrisImageHorizontalOrientation" minOccurs="0"/>
21                 <xsd:element ref="ansi-nist:IrisImageScanCategory" minOccurs="0"/>
22                 <xsd:element ref="ansi-nist:IrisImageVerticalOrientation" minOccurs="0"/>
23             </xsd:sequence>
24         </xsd:extension>
25     </xsd:complexContent>
26 </xsd:complexType>
27 <!-- ===== -->
28 <!-- ansi-nist:IrisImageType has been replaced by itl:IrisImageType -->
29 <!-- ===== -->
30 <xsd:complexType name="IrisImageType">
31     <xsd:annotation>
32         <xsd:appinfo>
33             <i:Base i:name="NISTImageType"/>
34         </xsd:appinfo>
35     </xsd:annotation>
36     <xsd:complexContent>
37         <xsd:extension base="ansi-nist:NISTImageType">
38             <xsd:sequence>
39                 <xsd:element ref="ansi-nist:IrisEyeColorAttributeCode" minOccurs="0" maxOccurs="unbounded"/>
40                 <xsd:element ref="ansi-nist:IrisEyePosition" minOccurs="0" maxOccurs="unbounded"/>
41                 <xsd:element ref="ansi-nist:IrisEyeRotationAngleMeasure" minOccurs="0" maxOccurs="unbounded"/>
42                 <xsd:element ref="ansi-nist:IrisEyeRotationUncertaintyValueText" minOccurs="0" maxOccurs="unbounded"/>
43                 <xsd:element ref="ansi-nist:IrisImageAcquisitionLightingSpectrumValue" minOccurs="0" maxOccurs="unbounded"/>
```

```
1         <xsd:element ref="ansi-nist:IrisImageCapture" minOccurs="0" maxOccurs="unbounded"/>
2     </xsd:sequence>
3 </xsd:extension>
4 </xsd:complexContent>
5 </xsd:complexType>
6 <!-- ===== -->
7 <xsd:simpleType name="MILCodeSimpleType">
8     <xsd:annotation>
9         <xsd:appinfo>
10            <i:Base i:namespace="http://niem.gov/niem/structures/2.0" i:name="Object"/>
11        </xsd:appinfo>
12    </xsd:annotation>
13    <xsd:restriction base="xsd:token">
14        <xsd:enumeration value="A">
15            <xsd:annotation>
16                <xsd:documentation>Army</xsd:documentation>
17            </xsd:annotation>
18        </xsd:enumeration>
19        <xsd:enumeration value="F">
20            <xsd:annotation>
21                <xsd:documentation>Air Force</xsd:documentation>
22            </xsd:annotation>
23        </xsd:enumeration>
24        <xsd:enumeration value="G">
25            <xsd:annotation>
26                <xsd:documentation>Coast Guard</xsd:documentation>
27            </xsd:annotation>
28        </xsd:enumeration>
29        <xsd:enumeration value="M">
30            <xsd:annotation>
31                <xsd:documentation>Marines</xsd:documentation>
32            </xsd:annotation>
33        </xsd:enumeration>
34        <xsd:enumeration value="N">
35            <xsd:annotation>
36                <xsd:documentation>Navy</xsd:documentation>
37            </xsd:annotation>
38        </xsd:enumeration>
39    </xsd:restriction>
40 </xsd:simpleType>
41 <xsd:complexType name="MILCodeType">
42     <xsd:annotation>
43         <xsd:appinfo>
```

```
1      <i:Base i:namespace="http://niem.gov/niem/structures/2.0" i:name="Object"/>
2    </xsd:appinfo>
3  </xsd:annotation>
4  <xsd:simpleContent>
5    <xsd:extension base="ansi-nist:MILCodeSimpleType">
6      <xsd:attributeGroup ref="s:SimpleObjectAttributeGroup"/>
7    </xsd:extension>
8  </xsd:simpleContent>
9 </xsd:complexType>
10 <!-- ===== -->
11 <xsd:simpleType name="MTCCodeSimpleType">
12   <xsd:annotation>
13     <xsd:appinfo>
14       <i:Base i:namespace="http://niem.gov/niem/structures/2.0" i:name="Object"/>
15     </xsd:appinfo>
16   </xsd:annotation>
17   <xsd:restriction base="xsd:token">
18     <xsd:enumeration value="A">
19       <xsd:annotation>
20         <xsd:documentation>Ridge ending</xsd:documentation>
21       </xsd:annotation>
22     </xsd:enumeration>
23     <xsd:enumeration value="B">
24       <xsd:annotation>
25         <xsd:documentation>Bifurcation</xsd:documentation>
26       </xsd:annotation>
27     </xsd:enumeration>
28     <xsd:enumeration value="C">
29       <xsd:annotation>
30         <xsd:documentation>Compound</xsd:documentation>
31       </xsd:annotation>
32     </xsd:enumeration>
33     <xsd:enumeration value="D">
34       <xsd:annotation>
35         <xsd:documentation>Undetermined</xsd:documentation>
36       </xsd:annotation>
37     </xsd:enumeration>
38   </xsd:restriction>
39 </xsd:simpleType>
40 <xsd:complexType name="MTCCodeType">
41   <xsd:annotation>
42     <xsd:appinfo>
43       <i:Base i:namespace="http://niem.gov/niem/structures/2.0" i:name="Object"/>
```

```
1     </xsd:appinfo>
2 </xsd:annotation>
3 <xsd:simpleContent>
4     <xsd:extension base="ansi-nist:MTCCodeSimpleType">
5         <xsd:attributeGroup ref="s:SimpleObjectAttributeGroup"/>
6     </xsd:extension>
7 </xsd:simpleContent>
8 </xsd:complexType>
9 <!-- ===== -->
10 <xsd:complexType name="MajorCasePrintSegmentOffsetType">
11     <xsd:annotation>
12         <xsd:appinfo>
13             <i:Base i:name="FingerprintType"/>
14         </xsd:appinfo>
15     </xsd:annotation>
16     <xsd:complexContent>
17         <xsd:extension base="ansi-nist:FingerprintType">
18             <xsd:sequence>
19                 <xsd:element ref="ansi-nist:SegmentBottomVerticalCoordinateValue"/>
20                 <xsd:element ref="ansi-nist:SegmentLocationCode"/>
21                 <xsd:element ref="ansi-nist:SegmentFingerViewCode"/>
22                 <!-- =====not used===== -->
23                 <xsd:element ref="ansi-nist:SegmentFingerText" minOccurs="0" maxOccurs="unbounded"/>
24                 <!-- ===== -->
25                 <xsd:element ref="ansi-nist:SegmentLeftHorizontalCoordinateValue"/>
26                 <xsd:element ref="ansi-nist:SegmentRightHorizontalCoordinateValue"/>
27                 <!-- =====not used===== -->
28                 <xsd:element ref="ansi-nist:SegmentText" minOccurs="0" maxOccurs="unbounded"/>
29                 <!-- ===== -->
30                 <xsd:element ref="ansi-nist:SegmentTopVerticalCoordinateValue"/>
31             </xsd:sequence>
32         </xsd:extension>
33     </xsd:complexContent>
34 </xsd:complexType>
35 <!-- ===== -->
36 <!-- =====not used===== -->
37 <!-- =====replaced, mainly by itl:MinutiaType ===== -->
38 <!-- ===== -->
39 <xsd:complexType name="MinutiaPositionType">
40     <xsd:annotation>
41         <xsd:appinfo>
42             <i:Base i:namespace="http://niem.gov/niem/structures/2.0" i:name="Object"/>
43         </xsd:appinfo>
```

```
1      </xsd:annotation>
2      <xsd:complexContent>
3        <xsd:extension base="s:ComplexObjectType">
4          <xsd:sequence>
5            <xsd:element ref="ansi-nist:PositionBottomCoordinateValue" minOccurs="0" maxOccurs="unbounded"/>
6            <xsd:element ref="ansi-nist:PositionDirectionDegreeValue" minOccurs="0" maxOccurs="unbounded"/>
7            <xsd:element ref="ansi-nist:PositionHorizontalCoordinateValue" minOccurs="0" maxOccurs="unbounded"/>
8            <xsd:element ref="ansi-nist:PositionThetaAngleMeasure" minOccurs="0" maxOccurs="unbounded"/>
9            <xsd:element ref="ansi-nist:PositionTopCoordinateValue" minOccurs="0" maxOccurs="unbounded"/>
10           <xsd:element ref="ansi-nist:PositionUncertaintyValue" minOccurs="0" maxOccurs="unbounded"/>
11           <xsd:element ref="ansi-nist:PositionVerticalCoordinateValue" minOccurs="0" maxOccurs="unbounded"/>
12         </xsd:sequence>
13       </xsd:extension>
14     </xsd:complexContent>
15   </xsd:complexType>
16   <!-- ===== -->
17   <xsd:complexType name="MinutiaRidgeCountType">
18     <xsd:annotation>
19       <xsd:appinfo>
20         <i:Base i:name="MinutiaPositionType"/>
21       </xsd:appinfo>
22     </xsd:annotation>
23     <xsd:complexContent>
24       <xsd:extension base="ansi-nist:MinutiaPositionType">
25         <xsd:sequence>
26           <xsd:element ref="ansi-nist:RidgeCountReferenceIdentification"/>
27           <xsd:element ref="ansi-nist:RidgeCountValue"/>
28         </xsd:sequence>
29       </xsd:extension>
30     </xsd:complexContent>
31   </xsd:complexType>
32   <!-- ===== -->
33   <!-- =====not used===== -->
34   <!-- =====replaced, mainly by itl:MinutiaType ===== -->
35   <!-- ===== -->
36   <xsd:complexType name="MinutiaType">
37     <xsd:annotation>
38       <xsd:appinfo>
39         <i:Base i:namespace="http://niem.gov/niem/structures/2.0" i:name="Object"/>
40       </xsd:appinfo>
41     </xsd:annotation>
42     <xsd:complexContent>
43       <xsd:extension base="s:ComplexObjectType">
```

```
1      <xsd:sequence>
2        <xsd:element ref="ansi-nist:PositionHorizontalCoordinateValue" minOccurs="0" maxOccurs="unbounded" />
3        <xsd:element ref="ansi-nist:PositionVerticalCoordinateValue" minOccurs="0" maxOccurs="unbounded" />
4        <xsd:element ref="ansi-nist:MinutiaIdentification" minOccurs="0" maxOccurs="unbounded" />
5        <xsd:element ref="ansi-nist:PositionThetaAngleMeasure" minOccurs="0" maxOccurs="unbounded" />
6        <xsd:element ref="ansi-nist:MinutiaPosition" minOccurs="0" maxOccurs="unbounded" />
7      </xsd:sequence>
8    </xsd:extension>
9  </xsd:complexContent>
10 </xsd:complexType>
11 <!-- ===== -->
12 <xsd:complexType name="MinutiaeFingerPatternType">
13   <xsd:annotation>
14     <xsd:appinfo>
15       <i:Base i:namespace="http://niem.gov/niem/structures/2.0" i:name="Object" />
16     </xsd:appinfo>
17   </xsd:annotation>
18   <xsd:complexContent>
19     <xsd:extension base="s:ComplexObjectType">
20       <xsd:sequence>
21         <xsd:element ref="ansi-nist:FingerPatternCodeSourceCode" />
22         <xsd:element ref="ansi-nist:FingerPattern" />
23       </xsd:sequence>
24     </xsd:extension>
25   </xsd:complexContent>
26 </xsd:complexType>
27 <!-- ===== -->
28 <xsd:complexType name="MinutiaeFingerPositionType">
29   <xsd:annotation>
30     <xsd:appinfo>
31       <i:Base i:namespace="http://niem.gov/niem/structures/2.0" i:name="Object" />
32     </xsd:appinfo>
33   </xsd:annotation>
34   <xsd:complexContent>
35     <xsd:extension base="s:ComplexObjectType">
36       <xsd:sequence>
37         <xsd:element ref="ansi-nist:PositionHorizontalCoordinateValue" />
38         <xsd:element ref="ansi-nist:PositionVerticalCoordinateValue" />
39       </xsd:sequence>
40     </xsd:extension>
41   </xsd:complexContent>
42 </xsd:complexType>
43 <!-- ===== -->
```



```
1 <xsd:complexType name="MinutiaeReadingSystemType">
2   <xsd:annotation>
3     <xsd:appinfo>
4       <i:Base i:namespace="http://niem.gov/niem/structures/2.0" i:name="Object"/>
5     </xsd:appinfo>
6   </xsd:annotation>
7   <xsd:complexContent>
8     <xsd:extension base="s:ComplexObjectType">
9       <xsd:sequence>
10        <xsd:element ref="ansi-nist:ReadingSystemCodingMethodCode"/>
11        <xsd:element ref="ansi-nist:ReadingSystemName"/>
12        <xsd:element ref="ansi-nist:ReadingSystemSubsystemIdentification" minOccurs="0"/>
13      </xsd:sequence>
14    </xsd:extension>
15  </xsd:complexContent>
16 </xsd:complexType>
17 <!-- ===== -->
18 <!-- ==ansi-nist:MinutiaeType has been replaced by itl:MinutiaeType===== -->
19 <!-- ===== -->
20 <xsd:complexType name="MinutiaeType">
21   <xsd:annotation>
22     <xsd:appinfo>
23       <i:Base i:namespace="http://niem.gov/niem/structures/2.0" i:name="Object"/>
24     </xsd:appinfo>
25   </xsd:annotation>
26   <xsd:complexContent>
27     <xsd:extension base="s:ComplexObjectType">
28       <xsd:sequence>
29        <xsd:element ref="ansi-nist:MinutiaeNISTStandard" minOccurs="0" maxOccurs="unbounded"/>
30        <xsd:element ref="ansi-nist:MinutiaeFingerCorePosition" minOccurs="0" maxOccurs="unbounded"/>
31        <xsd:element ref="ansi-nist:MinutiaeFingerDeltaPosition" minOccurs="0" maxOccurs="unbounded"/>
32        <xsd:element ref="ansi-nist:MinutiaeFingerPatternDetail" minOccurs="0" maxOccurs="unbounded"/>
33        <xsd:element ref="ansi-nist:MinutiaeFormatNISTStandardIndicator" minOccurs="0" maxOccurs="unbounded"/>
34        <xsd:element ref="ansi-nist:MinutiaeImpressionCaptureCategory" minOccurs="0" maxOccurs="unbounded"/>
35        <xsd:element ref="ansi-nist:MinutiaeFingerPosition" minOccurs="0" maxOccurs="unbounded"/>
36        <xsd:element ref="ansi-nist:MinutiaePalmPosition" minOccurs="0" maxOccurs="unbounded"/>
37      </xsd:sequence>
38    </xsd:extension>
39  </xsd:complexContent>
40 </xsd:complexType>
41 <!-- ===== -->
42 <xsd:complexType name="NISTImageType">
43   <xsd:annotation>
```

```
1      <xsd:appinfo>
2        <i:Base i:namespace="http://niem.gov/niem/niem-core/2.0" i:name="ImageType" />
3      </xsd:appinfo>
4    </xsd:annotation>
5    <xsd:complexContent>
6      <xsd:extension base="nc:ImageType">
7        <xsd:sequence>
8          <!-- =====fieldID="XX.012" fieldMnemonic="BPX" == -->
9          <xsd:element ref="ansi-nist:ImageBitsPerPixelQuantity" minOccurs="0"/>
10         <!-- =====fieldID="XX.005"=date, various mnemonics -->
11         <xsd:element ref="ansi-nist:ImageCaptureDetail" minOccurs="0"/>
12         <!-- =====fieldID="XX.012" fieldMnemonic="CSP" == -->
13         <xsd:element ref="ansi-nist:ImageColorSpace" minOccurs="0"/>
14         <!-- =====fieldID="XX.020" fieldMnemonic="COM" == -->
15         <!-- =====fieldID="17.021" fieldMnemonic="COM" == -->
16         <xsd:element ref="ansi-nist:ImageCommentText" minOccurs="0" maxOccurs="unbounded"/>
17         <!-- =====fieldID="XX.011" fieldMnemonic="CGA" == -->
18         <xsd:element ref="ansi-nist:ImageCompressionAlgorithm" minOccurs="0"/>
19         <!-- =====fieldID="XX.006" fieldMnemonic="HLL" == -->
20         <xsd:element ref="ansi-nist:ImageHorizontalLineLengthPixelQuantity" minOccurs="0"/>
21         <!-- =====fieldID="XX.009" fieldMnemonic="HPS" == -->
22         <xsd:element ref="ansi-nist:ImageHorizontalPixelDensityValue" minOccurs="0"/>
23         <!-- =====fieldID="10.024" fieldMnemonic="SQS" == -->
24         <!-- =====fieldID="16.024" fieldMnemonic="UQS" == -->
25         <!-- =====fieldID="17.024" fieldMnemonic="IQS" == -->
26         <!-- =====fieldID="99.102" fieldMnemonic="BDQ" == -->
27         <xsd:element ref="ansi-nist:ImageQuality" minOccurs="0" maxOccurs="unbounded"/>
28         <!-- =====not used ===== -->
29         <xsd:element ref="ansi-nist:ImageRecordCategoryCode" minOccurs="0" maxOccurs="unbounded"/>
30         <!-- =====not used ===== -->
31         <xsd:element ref="ansi-nist:ImageReferenceIdentification" minOccurs="0" maxOccurs="unbounded"/>
32         <!-- =====fieldID="XX.008" fieldMnemonic="SLC" == -->
33         <xsd:element ref="ansi-nist:ImageScaleUnitsCode" minOccurs="0"/>
34         <!-- =====fieldID="10.003" fieldMnemonic="IMT" == -->
35         <xsd:element ref="ansi-nist:ImageCategoryCode" minOccurs="0"/>
36         <!-- =====fieldID="XX.007" fieldMnemonic="VLL" == -->
37         <xsd:element ref="ansi-nist:ImageVerticalLineLengthPixelQuantity" minOccurs="0"/>
38         <!-- =====fieldID="XX.010" fieldMnemonic="VPS" == -->
39         <xsd:element ref="ansi-nist:ImageVerticalPixelDensityValue" minOccurs="0"/>
40       </xsd:sequence>
41     </xsd:extension>
42   </xsd:complexContent>
43 </xsd:complexType>
```

```
1 <!-- ===== -->
2 <!-- ==ansi-nist:NISTStandardMinutiaeType has been replaced by an itl: version == -->
3 <!-- ===== -->
4 <xsd:complexType name="NISTStandardMinutiaeType">
5   <xsd:annotation>
6     <xsd:appinfo>
7       <i:Base i:namespace="http://niem.gov/niem/structures/2.0" i:name="Object"/>
8     </xsd:appinfo>
9   </xsd:annotation>
10  <xsd:complexContent>
11    <xsd:extension base="s:ComplexObjectType">
12      <xsd:sequence>
13        <xsd:element ref="ansi-nist:MinutiaDetail" minOccurs="0" maxOccurs="unbounded"/>
14        <xsd:element ref="ansi-nist:MinutiaeQuantity" minOccurs="0" maxOccurs="unbounded"/>
15        <xsd:element ref="ansi-nist:MinutiaeReadingSystem" minOccurs="0" maxOccurs="unbounded"/>
16        <xsd:element ref="ansi-nist:MinutiaeRidgeCountIndicator" minOccurs="0" maxOccurs="unbounded"/>
17        <!-- ===== -->
18        <!-- ==The three elements below belong in MinutiaType (singular)===== -->
19        <!-- ===== -->
20        <xsd:element ref="ansi-nist:MinutiaQualityValue" minOccurs="0" maxOccurs="unbounded"/>
21        <xsd:element ref="ansi-nist:MinutiaCategory" minOccurs="0" maxOccurs="unbounded"/>
22        <xsd:element ref="ansi-nist:MinutiaRidgeCount" minOccurs="0" maxOccurs="unbounded"/>
23      </xsd:sequence>
24    </xsd:extension>
25  </xsd:complexContent>
26 </xsd:complexType>
27 <!-- ===== -->
28 <xsd:simpleType name="OFRCodeSimpleType">
29   <xsd:annotation>
30     <xsd:appinfo>
31       <i:Base i:namespace="http://niem.gov/niem/structures/2.0" i:name="Object"/>
32     </xsd:appinfo>
33   </xsd:annotation>
34   <xsd:restriction base="xsd:token">
35     <xsd:enumeration value="A">
36       <xsd:annotation>
37         <xsd:documentation>Automatic, human never involved</xsd:documentation>
38       </xsd:annotation>
39     </xsd:enumeration>
40     <xsd:enumeration value="E">
41       <xsd:annotation>
42         <xsd:documentation>Automatic, human edited</xsd:documentation>
43       </xsd:annotation>
```

```
1      </xsd:enumeration>
2      <xsd:enumeration value="M">
3        <xsd:annotation>
4          <xsd:documentation>Manual</xsd:documentation>
5        </xsd:annotation>
6      </xsd:enumeration>
7      <xsd:enumeration value="U">
8        <xsd:annotation>
9          <xsd:documentation>Automatic, human unneeded</xsd:documentation>
10       </xsd:annotation>
11     </xsd:enumeration>
12 </xsd:restriction>
13 </xsd:simpleType>
14 <xsd:complexType name="OFRCodeType">
15   <xsd:annotation>
16     <xsd:appinfo>
17       <i:Base i:namespace="http://niem.gov/niem/structures/2.0" i:name="Object"/>
18     </xsd:appinfo>
19   </xsd:annotation>
20   <xsd:simpleContent>
21     <xsd:extension base="ansi-nist:OFRCodeSimpleType">
22       <xsd:attributeGroup ref="s:SimpleObjectAttributeGroup"/>
23     </xsd:extension>
24   </xsd:simpleContent>
25 </xsd:complexType>
26 <!-- =====not used===== -->
27 <xsd:complexType name="OrganizationDocumentCountType">
28   <xsd:annotation>
29     <xsd:appinfo>
30       <i:Base i:namespace="http://niem.gov/niem/structures/2.0" i:name="Object"/>
31     </xsd:appinfo>
32   </xsd:annotation>
33   <xsd:complexContent>
34     <xsd:extension base="s:ComplexObjectType">
35       <xsd:sequence>
36         <xsd:element ref="ansi-nist:CodeManualCount" minOccurs="0" maxOccurs="unbounded"/>
37         <xsd:element ref="ansi-nist:NewsletterCount" minOccurs="0" maxOccurs="unbounded"/>
38         <xsd:element ref="ansi-nist:OperatingManualCount" minOccurs="0" maxOccurs="unbounded"/>
39         <xsd:element ref="ansi-nist:TOUCount" minOccurs="0" maxOccurs="unbounded"/>
40       </xsd:sequence>
41     </xsd:extension>
42   </xsd:complexContent>
43 </xsd:complexType>
```

```
1 <!-- ===== -->
2 <xsd:simpleType name="PASCodeSimpleType">
3   <xsd:annotation>
4     <xsd:appinfo>
5       <i:Base i:namespace="http://niem.gov/niem/structures/2.0" i:name="Object"/>
6     </xsd:appinfo>
7   </xsd:annotation>
8   <xsd:restriction base="xsd:token">
9     <xsd:enumeration value="ANALOGUE VIDEO">
10      <xsd:annotation>
11        <xsd:documentation>Analogue Video</xsd:documentation>
12      </xsd:annotation>
13    </xsd:enumeration>
14    <xsd:enumeration value="DIGITAL CAMERA">
15      <xsd:annotation>
16        <xsd:documentation>Digital Camera</xsd:documentation>
17      </xsd:annotation>
18    </xsd:enumeration>
19    <xsd:enumeration value="DIGITAL VIDEO">
20      <xsd:annotation>
21        <xsd:documentation>Digital Video</xsd:documentation>
22      </xsd:annotation>
23    </xsd:enumeration>
24    <xsd:enumeration value="SCANNER">
25      <xsd:annotation>
26        <xsd:documentation>Scanner</xsd:documentation>
27      </xsd:annotation>
28    </xsd:enumeration>
29    <xsd:enumeration value="UNKNOWN">
30      <xsd:annotation>
31        <xsd:documentation>Unknown</xsd:documentation>
32      </xsd:annotation>
33    </xsd:enumeration>
34    <xsd:enumeration value="UNKNOWN PHOTO">
35      <xsd:annotation>
36        <xsd:documentation>Unknown Photo</xsd:documentation>
37      </xsd:annotation>
38    </xsd:enumeration>
39    <xsd:enumeration value="UNKNOWN VIDEO">
40      <xsd:annotation>
41        <xsd:documentation>Unknown Video</xsd:documentation>
42      </xsd:annotation>
43    </xsd:enumeration>
```

```
1      <xsd:enumeration value="UNSPECIFIED">
2        <xsd:annotation>
3          <xsd:documentation>Unspecified</xsd:documentation>
4        </xsd:annotation>
5      </xsd:enumeration>
6      <xsd:enumeration value="VENDOR">
7        <xsd:annotation>
8          <xsd:documentation>Vendor</xsd:documentation>
9        </xsd:annotation>
10     </xsd:enumeration>
11 </xsd:restriction>
12 </xsd:simpleType>
13 <xsd:complexType name="PASCodeType">
14   <xsd:annotation>
15     <xsd:appinfo>
16       <i:Base i:namespace="http://niem.gov/niem/structures/2.0" i:name="Object"/>
17     </xsd:appinfo>
18   </xsd:annotation>
19   <xsd:simpleContent>
20     <xsd:extension base="ansi-nist:PASCodeSimpleType">
21       <xsd:attributeGroup ref="s:SimpleObjectAttributeGroup"/>
22     </xsd:extension>
23   </xsd:simpleContent>
24 </xsd:complexType>
25 <!-- ===== -->
26 <xsd:simpleType name="PCCCodeSimpleType">
27   <xsd:annotation>
28     <xsd:appinfo>
29       <i:Base i:namespace="http://niem.gov/niem/structures/2.0" i:name="Object"/>
30     </xsd:appinfo>
31   </xsd:annotation>
32   <xsd:restriction base="xsd:token">
33     <xsd:enumeration value="ABSTRACT">
34       <xsd:annotation>
35         <xsd:documentation>Abstractions</xsd:documentation>
36       </xsd:annotation>
37     </xsd:enumeration>
38     <xsd:enumeration value="ANIMAL">
39       <xsd:annotation>
40         <xsd:documentation>Animals and Animal Features</xsd:documentation>
41       </xsd:annotation>
42     </xsd:enumeration>
43     <xsd:enumeration value="FLAG">
```

```
1      <xsd:annotation>
2        <xsd:documentation>Flags</xsd:documentation>
3      </xsd:annotation>
4    </xsd:enumeration>
5    <xsd:enumeration value="HUMAN">
6      <xsd:annotation>
7        <xsd:documentation>Human Forms and Features</xsd:documentation>
8      </xsd:annotation>
9    </xsd:enumeration>
10   <xsd:enumeration value="OBJECT">
11     <xsd:annotation>
12       <xsd:documentation>Objects</xsd:documentation>
13     </xsd:annotation>
14   </xsd:enumeration>
15   <xsd:enumeration value="OTHER">
16     <xsd:annotation>
17       <xsd:documentation>Other Images</xsd:documentation>
18     </xsd:annotation>
19   </xsd:enumeration>
20   <xsd:enumeration value="PLANT">
21     <xsd:annotation>
22       <xsd:documentation>Plants</xsd:documentation>
23     </xsd:annotation>
24   </xsd:enumeration>
25   <xsd:enumeration value="SYMBOL">
26     <xsd:annotation>
27       <xsd:documentation>Insignias & Symbols</xsd:documentation>
28     </xsd:annotation>
29   </xsd:enumeration>
30 </xsd:restriction>
31 </xsd:simpleType>
32 <xsd:complexType name="PCCCodeType">
33   <xsd:annotation>
34     <xsd:appinfo>
35       <i:Base i:namespace="http://niem.gov/niem/structures/2.0" i:name="Object"/>
36     </xsd:appinfo>
37   </xsd:annotation>
38   <xsd:simpleContent>
39     <xsd:extension base="ansi-nist:PCCCodeSimpleType">
40       <xsd:attributeGroup ref="s:SimpleObjectAttributeGroup"/>
41     </xsd:extension>
42   </xsd:simpleContent>
43 </xsd:complexType>
```

```
1 <!-- ===== -->
2 <xsd:simpleType name="PCSCCodeSimpleType">
3   <xsd:annotation>
4     <xsd:appinfo>
5       <i:Base i:namespace="http://niem.gov/niem/structures/2.0" i:name="Object"/>
6     </xsd:appinfo>
7   </xsd:annotation>
8   <xsd:restriction base="xsd:token">
9     <xsd:enumeration value="AW">
10      <xsd:annotation>
11        <xsd:documentation>Accidental whorl</xsd:documentation>
12      </xsd:annotation>
13    </xsd:enumeration>
14    <xsd:enumeration value="CP">
15      <xsd:annotation>
16        <xsd:documentation>Central pocket loop</xsd:documentation>
17      </xsd:annotation>
18    </xsd:enumeration>
19    <xsd:enumeration value="DL">
20      <xsd:annotation>
21        <xsd:documentation>Double loop</xsd:documentation>
22      </xsd:annotation>
23    </xsd:enumeration>
24    <xsd:enumeration value="LS">
25      <xsd:annotation>
26        <xsd:documentation>Left slant loop</xsd:documentation>
27      </xsd:annotation>
28    </xsd:enumeration>
29    <xsd:enumeration value="PA">
30      <xsd:annotation>
31        <xsd:documentation>Plain arch </xsd:documentation>
32      </xsd:annotation>
33    </xsd:enumeration>
34    <xsd:enumeration value="PW">
35      <xsd:annotation>
36        <xsd:documentation>Plain whorl</xsd:documentation>
37      </xsd:annotation>
38    </xsd:enumeration>
39    <xsd:enumeration value="RL">
40      <xsd:annotation>
41        <xsd:documentation>Radial loop</xsd:documentation>
42      </xsd:annotation>
43    </xsd:enumeration>
```



```
1      <xsd:enumeration value="RS">
2        <xsd:annotation>
3          <xsd:documentation>Right slant loop</xsd:documentation>
4        </xsd:annotation>
5      </xsd:enumeration>
6      <xsd:enumeration value="SR">
7        <xsd:annotation>
8          <xsd:documentation>Scar</xsd:documentation>
9        </xsd:annotation>
10     </xsd:enumeration>
11     <xsd:enumeration value="TA">
12       <xsd:annotation>
13         <xsd:documentation>Tented arch </xsd:documentation>
14       </xsd:annotation>
15     </xsd:enumeration>
16     <xsd:enumeration value="UL">
17       <xsd:annotation>
18         <xsd:documentation>Ulnar loop</xsd:documentation>
19       </xsd:annotation>
20     </xsd:enumeration>
21     <xsd:enumeration value="UN">
22       <xsd:annotation>
23         <xsd:documentation>Unknown or unclassifiable </xsd:documentation>
24       </xsd:annotation>
25     </xsd:enumeration>
26     <xsd:enumeration value="WN">
27       <xsd:annotation>
28         <xsd:documentation>Whorl, type not designated</xsd:documentation>
29       </xsd:annotation>
30     </xsd:enumeration>
31     <xsd:enumeration value="XX">
32       <xsd:annotation>
33         <xsd:documentation>Amputation</xsd:documentation>
34       </xsd:annotation>
35     </xsd:enumeration>
36   </xsd:restriction>
37 </xsd:simpleType>
38 <xsd:complexType name="PCSCodeType">
39   <xsd:annotation>
40     <xsd:appinfo>
41       <i:Base i:namespace="http://niem.gov/niem/structures/2.0" i:name="Object"/>
42     </xsd:appinfo>
43   </xsd:annotation>
```

```
1      <xsd:simpleContent>
2        <xsd:extension base="ansi-nist:PCSCodeSimpleType">
3          <xsd:attributeGroup ref="s:SimpleObjectAttributeGroup"/>
4        </xsd:extension>
5      </xsd:simpleContent>
6    </xsd:complexType>
7    <!-- ===== -->
8    <xsd:simpleType name="POSCodeSimpleType">
9      <xsd:annotation>
10        <xsd:appinfo>
11          <i:Base i:namespace="http://niem.gov/niem/structures/2.0" i:name="Object"/>
12        </xsd:appinfo>
13      </xsd:annotation>
14      <xsd:restriction base="xsd:token">
15        <xsd:enumeration value="A">
16          <xsd:annotation>
17            <xsd:documentation>Angled</xsd:documentation>
18          </xsd:annotation>
19        </xsd:enumeration>
20        <xsd:enumeration value="D">
21          <xsd:annotation>
22            <xsd:documentation>Determined 3D</xsd:documentation>
23          </xsd:annotation>
24        </xsd:enumeration>
25        <xsd:enumeration value="F">
26          <xsd:annotation>
27            <xsd:documentation>Full face frontal </xsd:documentation>
28          </xsd:annotation>
29        </xsd:enumeration>
30        <xsd:enumeration value="L">
31          <xsd:annotation>
32            <xsd:documentation>Left profile 90 degree</xsd:documentation>
33          </xsd:annotation>
34        </xsd:enumeration>
35        <xsd:enumeration value="R">
36          <xsd:annotation>
37            <xsd:documentation>Right profile 90 degree</xsd:documentation>
38          </xsd:annotation>
39        </xsd:enumeration>
40      </xsd:restriction>
41    </xsd:simpleType>
42    <xsd:complexType name="POSCodeType">
43      <xsd:annotation>
```

```
1      <xsd:appinfo>
2        <i:Base i:namespace="http://niem.gov/niem/structures/2.0" i:name="Object"/>
3      </xsd:appinfo>
4    </xsd:annotation>
5    <xsd:simpleContent>
6      <xsd:extension base="ansi-nist:POSCodeSimpleType">
7        <xsd:attributeGroup ref="s:SimpleObjectAttributeGroup"/>
8      </xsd:extension>
9    </xsd:simpleContent>
10 </xsd:complexType>
11 <!-- ===== -->
12 <xsd:simpleType name="PPCCodeSimpleType">
13   <xsd:annotation>
14     <xsd:appinfo>
15       <i:Base i:namespace="http://niem.gov/niem/structures/2.0" i:name="Object"/>
16     </xsd:appinfo>
17   </xsd:annotation>
18   <xsd:restriction base="xsd:token">
19     <xsd:enumeration value="20">
20       <xsd:annotation>
21         <xsd:documentation>Unknown</xsd:documentation>
22       </xsd:annotation>
23     </xsd:enumeration>
24     <xsd:enumeration value="21">
25       <xsd:annotation>
26         <xsd:documentation>Right full</xsd:documentation>
27       </xsd:annotation>
28     </xsd:enumeration>
29     <xsd:enumeration value="22">
30       <xsd:annotation>
31         <xsd:documentation>Right writers</xsd:documentation>
32       </xsd:annotation>
33     </xsd:enumeration>
34     <xsd:enumeration value="23">
35       <xsd:annotation>
36         <xsd:documentation>Left full</xsd:documentation>
37       </xsd:annotation>
38     </xsd:enumeration>
39     <xsd:enumeration value="24">
40       <xsd:annotation>
41         <xsd:documentation>Left writers</xsd:documentation>
42       </xsd:annotation>
43     </xsd:enumeration>
```

```
1      <xsd:enumeration value="25">
2        <xsd:annotation>
3          <xsd:documentation>Right lower</xsd:documentation>
4        </xsd:annotation>
5      </xsd:enumeration>
6      <xsd:enumeration value="26">
7        <xsd:annotation>
8          <xsd:documentation>Right upper</xsd:documentation>
9        </xsd:annotation>
10     </xsd:enumeration>
11     <xsd:enumeration value="27">
12       <xsd:annotation>
13         <xsd:documentation>Left lower</xsd:documentation>
14       </xsd:annotation>
15     </xsd:enumeration>
16     <xsd:enumeration value="28">
17       <xsd:annotation>
18         <xsd:documentation>Left upper</xsd:documentation>
19       </xsd:annotation>
20     </xsd:enumeration>
21     <xsd:enumeration value="29">
22       <xsd:annotation>
23         <xsd:documentation>Right other</xsd:documentation>
24       </xsd:annotation>
25     </xsd:enumeration>
26     <xsd:enumeration value="30">
27       <xsd:annotation>
28         <xsd:documentation>Left other</xsd:documentation>
29       </xsd:annotation>
30     </xsd:enumeration>
31     <xsd:enumeration value="31">
32       <xsd:annotation>
33         <xsd:documentation>Right interdigital</xsd:documentation>
34       </xsd:annotation>
35     </xsd:enumeration>
36     <xsd:enumeration value="32">
37       <xsd:annotation>
38         <xsd:documentation>Right thenar</xsd:documentation>
39       </xsd:annotation>
40     </xsd:enumeration>
41     <xsd:enumeration value="33">
42       <xsd:annotation>
43         <xsd:documentation>Right hypothenar</xsd:documentation>
```

```
1      </xsd:annotation>
2    </xsd:enumeration>
3    <xsd:enumeration value="34">
4      <xsd:annotation>
5        <xsd:documentation>Left interdigital</xsd:documentation>
6      </xsd:annotation>
7    </xsd:enumeration>
8    <xsd:enumeration value="35">
9      <xsd:annotation>
10       <xsd:documentation>Left thenar</xsd:documentation>
11     </xsd:annotation>
12   </xsd:enumeration>
13   <xsd:enumeration value="36">
14     <xsd:annotation>
15       <xsd:documentation>Left hypothenar</xsd:documentation>
16     </xsd:annotation>
17   </xsd:enumeration>
18 </xsd:restriction>
19 </xsd:simpleType>
20 <xsd:complexType name="PPCCodeType">
21   <xsd:annotation>
22     <xsd:appinfo>
23       <i:Base i:namespace="http://niem.gov/niem/structures/2.0" i:name="Object"/>
24     </xsd:appinfo>
25   </xsd:annotation>
26   <xsd:simpleContent>
27     <xsd:extension base="ansi-nist:PPCCodeSimpleType">
28       <xsd:attributeGroup ref="s:SimpleObjectAttributeGroup"/>
29     </xsd:extension>
30   </xsd:simpleContent>
31 </xsd:complexType>
32 <!-- ===== -->
33 <xsd:simpleType name="PPLCodeSimpleType">
34   <xsd:annotation>
35     <xsd:appinfo>
36       <i:Base i:namespace="http://niem.gov/niem/structures/2.0" i:name="Object"/>
37     </xsd:appinfo>
38   </xsd:annotation>
39   <xsd:restriction base="xsd:token">
40     <xsd:enumeration value="C">
41       <xsd:annotation>
42         <xsd:documentation>Complete Shipment</xsd:documentation>
43       </xsd:annotation>
```

```
1      </xsd:enumeration>
2      <xsd:enumeration value="P">
3          <xsd:annotation>
4              <xsd:documentation>Partial Shipment</xsd:documentation>
5          </xsd:annotation>
6      </xsd:enumeration>
7  </xsd:restriction>
8  </xsd:simpleType>
9  <xsd:complexType name="PPLCodeType">
10     <xsd:annotation>
11         <xsd:appinfo>
12             <i:Base i:namespace="http://niem.gov/niem/structures/2.0" i:name="Object"/>
13         </xsd:appinfo>
14     </xsd:annotation>
15     <xsd:simpleContent>
16         <xsd:extension base="ansi-nist:PPLCodeSimpleType">
17             <xsd:attributeGroup ref="s:SimpleObjectAttributeGroup"/>
18         </xsd:extension>
19     </xsd:simpleContent>
20 </xsd:complexType>
21 <!-- ===== -->
22 <xsd:simpleType name="PSCCodeSimpleType">
23     <xsd:annotation>
24         <xsd:appinfo>
25             <i:Base i:namespace="http://niem.gov/niem/structures/2.0" i:name="Object"/>
26         </xsd:appinfo>
27     </xsd:annotation>
28     <xsd:restriction base="xsd:token">
29         <xsd:enumeration value="ABBODY">
30             <xsd:annotation>
31                 <xsd:documentation>Abstract Body</xsd:documentation>
32             </xsd:annotation>
33         </xsd:enumeration>
34         <xsd:enumeration value="ABBPART">
35             <xsd:annotation>
36                 <xsd:documentation>Abstract Body Parts</xsd:documentation>
37             </xsd:annotation>
38         </xsd:enumeration>
39         <xsd:enumeration value="ABFACE">
40             <xsd:annotation>
41                 <xsd:documentation>Abstract Face</xsd:documentation>
42             </xsd:annotation>
43         </xsd:enumeration>
```

```
1      <xsd:enumeration value="ABSTRACT">
2          <xsd:annotation>
3              <xsd:documentation>Abstract Animals</xsd:documentation>
4          </xsd:annotation>
5      </xsd:enumeration>
6      <xsd:enumeration value="ANKLET">
7          <xsd:annotation>
8              <xsd:documentation>Anklet</xsd:documentation>
9          </xsd:annotation>
10     </xsd:enumeration>
11     <xsd:enumeration value="BIRD">
12         <xsd:annotation>
13             <xsd:documentation>Birds (Cardinal, Hawk, etc.)</xsd:documentation>
14         </xsd:annotation>
15     </xsd:enumeration>
16     <xsd:enumeration value="BLUEFL">
17         <xsd:annotation>
18             <xsd:documentation>Blue Flowers</xsd:documentation>
19         </xsd:annotation>
20     </xsd:enumeration>
21     <xsd:enumeration value="BODBND">
22         <xsd:annotation>
23             <xsd:documentation>Body Band</xsd:documentation>
24         </xsd:annotation>
25     </xsd:enumeration>
26     <xsd:enumeration value="BRACE">
27         <xsd:annotation>
28             <xsd:documentation>Bracelet</xsd:documentation>
29         </xsd:annotation>
30     </xsd:enumeration>
31     <xsd:enumeration value="BRIT">
32         <xsd:annotation>
33             <xsd:documentation>British Flag</xsd:documentation>
34         </xsd:annotation>
35     </xsd:enumeration>
36     <xsd:enumeration value="CAT">
37         <xsd:annotation>
38             <xsd:documentation>Cats & Cat Heads</xsd:documentation>
39         </xsd:annotation>
40     </xsd:enumeration>
41     <xsd:enumeration value="CONFED">
42         <xsd:annotation>
43             <xsd:documentation>Confederate Flag</xsd:documentation>
```

```
1      </xsd:annotation>
2    </xsd:enumeration>
3    <xsd:enumeration value="DOG">
4      <xsd:annotation>
5        <xsd:documentation>Dogs & Dog Heads</xsd:documentation>
6      </xsd:annotation>
7    </xsd:enumeration>
8    <xsd:enumeration value="DOMESTIC">
9      <xsd:annotation>
10       <xsd:documentation>Other Domestic Animals</xsd:documentation>
11     </xsd:annotation>
12   </xsd:enumeration>
13   <xsd:enumeration value="DRAGON">
14     <xsd:annotation>
15       <xsd:documentation>Dragons</xsd:documentation>
16     </xsd:annotation>
17   </xsd:enumeration>
18   <xsd:enumeration value="DRAW">
19     <xsd:annotation>
20       <xsd:documentation>Drawings of Flowers</xsd:documentation>
21     </xsd:annotation>
22   </xsd:enumeration>
23   <xsd:enumeration value="FBODY">
24     <xsd:annotation>
25       <xsd:documentation>Female Body</xsd:documentation>
26     </xsd:annotation>
27   </xsd:enumeration>
28   <xsd:enumeration value="FBPART">
29     <xsd:annotation>
30       <xsd:documentation>Female Body Parts</xsd:documentation>
31     </xsd:annotation>
32   </xsd:enumeration>
33   <xsd:enumeration value="FFACE">
34     <xsd:annotation>
35       <xsd:documentation>Female Face</xsd:documentation>
36     </xsd:annotation>
37   </xsd:enumeration>
38   <xsd:enumeration value="FIGURE">
39     <xsd:annotation>
40       <xsd:documentation>Figure(s)</xsd:documentation>
41     </xsd:annotation>
42   </xsd:enumeration>
43   <xsd:enumeration value="FIRE">
```



```
1      <xsd:annotation>
2        <xsd:documentation>Fire</xsd:documentation>
3      </xsd:annotation>
4    </xsd:enumeration>
5    <xsd:enumeration value="FRATERNAL">
6      <xsd:annotation>
7        <xsd:documentation>Fraternal Symbols</xsd:documentation>
8      </xsd:annotation>
9    </xsd:enumeration>
10   <xsd:enumeration value="FREEFRM">
11     <xsd:annotation>
12       <xsd:documentation>Freeform Drawings</xsd:documentation>
13     </xsd:annotation>
14   </xsd:enumeration>
15   <xsd:enumeration value="GANG">
16     <xsd:annotation>
17       <xsd:documentation>Gang Symbols</xsd:documentation>
18     </xsd:annotation>
19   </xsd:enumeration>
20   <xsd:enumeration value="HEADBND">
21     <xsd:annotation>
22       <xsd:documentation>Head Band</xsd:documentation>
23     </xsd:annotation>
24   </xsd:enumeration>
25   <xsd:enumeration value="HORSE">
26     <xsd:annotation>
27       <xsd:documentation>Horses (Donkeys, Mules, etc.)</xsd:documentation>
28     </xsd:annotation>
29   </xsd:enumeration>
30   <xsd:enumeration value="INSECT">
31     <xsd:annotation>
32       <xsd:documentation>Spiders, Bugs, and Insects</xsd:documentation>
33     </xsd:annotation>
34   </xsd:enumeration>
35   <xsd:enumeration value="LILY">
36     <xsd:annotation>
37       <xsd:documentation>Lily</xsd:documentation>
38     </xsd:annotation>
39   </xsd:enumeration>
40   <xsd:enumeration value="MABSTRACT">
41     <xsd:annotation>
42       <xsd:documentation>Miscellaneous Abstract</xsd:documentation>
43     </xsd:annotation>
```

```
1      </xsd:enumeration>
2      <xsd:enumeration value="MANIMAL">
3          <xsd:annotation>
4              <xsd:documentation>Miscellaneous Animal Forms</xsd:documentation>
5          </xsd:annotation>
6      </xsd:enumeration>
7      <xsd:enumeration value="MBODY">
8          <xsd:annotation>
9              <xsd:documentation>Male Body</xsd:documentation>
10         </xsd:annotation>
11     </xsd:enumeration>
12     <xsd:enumeration value="MBPART">
13         <xsd:annotation>
14             <xsd:documentation>Male Body Parts</xsd:documentation>
15         </xsd:annotation>
16     </xsd:enumeration>
17     <xsd:enumeration value="MFACE">
18         <xsd:annotation>
19             <xsd:documentation>Male Face</xsd:documentation>
20         </xsd:annotation>
21     </xsd:enumeration>
22     <xsd:enumeration value="MFLAG">
23         <xsd:annotation>
24             <xsd:documentation>Miscellaneous Flags</xsd:documentation>
25         </xsd:annotation>
26     </xsd:enumeration>
27     <xsd:enumeration value="MHUMAN">
28         <xsd:annotation>
29             <xsd:documentation>Miscellaneous Human Forms</xsd:documentation>
30         </xsd:annotation>
31     </xsd:enumeration>
32     <xsd:enumeration value="MILITARY">
33         <xsd:annotation>
34             <xsd:documentation>Military Symbols</xsd:documentation>
35         </xsd:annotation>
36     </xsd:enumeration>
37     <xsd:enumeration value="MISC">
38         <xsd:annotation>
39             <xsd:documentation>Miscellaneous Images</xsd:documentation>
40         </xsd:annotation>
41     </xsd:enumeration>
42     <xsd:enumeration value="MOBJECTS">
43         <xsd:annotation>
```

```
1      <xsd:documentation>Miscellaneous Objects</xsd:documentation>
2    </xsd:annotation>
3  </xsd:enumeration>
4  <xsd:enumeration value="MPLANT">
5    <xsd:annotation>
6      <xsd:documentation>Miscellaneous Plants, Flowers, Vegetables</xsd:documentation>
7    </xsd:annotation>
8  </xsd:enumeration>
9  <xsd:enumeration value="MSYMBOLS">
10   <xsd:annotation>
11     <xsd:documentation>Miscellaneous Symbols</xsd:documentation>
12   </xsd:annotation>
13 </xsd:enumeration>
14 <xsd:enumeration value="MYTH">
15   <xsd:annotation>
16     <xsd:documentation>Mythical (Unicorns, etc.)</xsd:documentation>
17   </xsd:annotation>
18 </xsd:enumeration>
19 <xsd:enumeration value="NARCOTICS">
20   <xsd:annotation>
21     <xsd:documentation>Narcotics</xsd:documentation>
22   </xsd:annotation>
23 </xsd:enumeration>
24 <xsd:enumeration value="NATION">
25   <xsd:annotation>
26     <xsd:documentation>National Symbols</xsd:documentation>
27   </xsd:annotation>
28 </xsd:enumeration>
29 <xsd:enumeration value="NATURE">
30   <xsd:annotation>
31     <xsd:documentation>Water & Nature Scenes(Rivers, Sky, Trees, etc.)</xsd:documentation>
32   </xsd:annotation>
33 </xsd:enumeration>
34 <xsd:enumeration value="NAZI">
35   <xsd:annotation>
36     <xsd:documentation>Nazi Flag</xsd:documentation>
37   </xsd:annotation>
38 </xsd:enumeration>
39 <xsd:enumeration value="NECKLC">
40   <xsd:annotation>
41     <xsd:documentation>Necklace</xsd:documentation>
42   </xsd:annotation>
43 </xsd:enumeration>
```

```
1      <xsd:enumeration value="PARTS">
2        <xsd:annotation>
3          <xsd:documentation>Animal Parts</xsd:documentation>
4        </xsd:annotation>
5      </xsd:enumeration>
6      <xsd:enumeration value="PLANE">
7        <xsd:annotation>
8          <xsd:documentation>Airplanes</xsd:documentation>
9        </xsd:annotation>
10     </xsd:enumeration>
11     <xsd:enumeration value="POLITIC">
12       <xsd:annotation>
13         <xsd:documentation>Political Symbols</xsd:documentation>
14       </xsd:annotation>
15     </xsd:enumeration>
16     <xsd:enumeration value="PROFESS">
17       <xsd:annotation>
18         <xsd:documentation>Professional Symbols</xsd:documentation>
19       </xsd:annotation>
20     </xsd:enumeration>
21     <xsd:enumeration value="REDFL">
22       <xsd:annotation>
23         <xsd:documentation>Red Flowers</xsd:documentation>
24       </xsd:annotation>
25     </xsd:enumeration>
26     <xsd:enumeration value="ROLES">
27       <xsd:annotation>
28         <xsd:documentation>Roles (Knight, Witch, man, etc.)</xsd:documentation>
29       </xsd:annotation>
30     </xsd:enumeration>
31     <xsd:enumeration value="ROSE">
32       <xsd:annotation>
33         <xsd:documentation>Rose</xsd:documentation>
34       </xsd:annotation>
35     </xsd:enumeration>
36     <xsd:enumeration value="SHIRT">
37       <xsd:annotation>
38         <xsd:documentation>Shirt</xsd:documentation>
39       </xsd:annotation>
40     </xsd:enumeration>
41     <xsd:enumeration value="SKULL">
42       <xsd:annotation>
43         <xsd:documentation>Skulls</xsd:documentation>
```

```
1      </xsd:annotation>
2    </xsd:enumeration>
3    <xsd:enumeration value="SLEEVE">
4      <xsd:annotation>
5        <xsd:documentation>Sleeve</xsd:documentation>
6      </xsd:annotation>
7    </xsd:enumeration>
8    <xsd:enumeration value="SNAKE">
9      <xsd:annotation>
10       <xsd:documentation>Snakes</xsd:documentation>
11     </xsd:annotation>
12   </xsd:enumeration>
13   <xsd:enumeration value="SPORT">
14     <xsd:annotation>
15       <xsd:documentation>Sports Figures (Football Player, Skier, etc.) or Sporting Objects (Football, Ski, Hurdles,
16   etc.)</xsd:documentation>
17     </xsd:annotation>
18   </xsd:enumeration>
19   <xsd:enumeration value="STATE">
20     <xsd:annotation>
21       <xsd:documentation>State Flag</xsd:documentation>
22     </xsd:annotation>
23   </xsd:enumeration>
24   <xsd:enumeration value="TRAIN">
25     <xsd:annotation>
26       <xsd:documentation>Trains</xsd:documentation>
27     </xsd:annotation>
28   </xsd:enumeration>
29   <xsd:enumeration value="TULIP">
30     <xsd:annotation>
31       <xsd:documentation>Tulip</xsd:documentation>
32     </xsd:annotation>
33   </xsd:enumeration>
34   <xsd:enumeration value="USA">
35     <xsd:annotation>
36       <xsd:documentation>American Flag</xsd:documentation>
37     </xsd:annotation>
38   </xsd:enumeration>
39   <xsd:enumeration value="VEHICLE">
40     <xsd:annotation>
41       <xsd:documentation>Cars, Trucks, and Vehicles</xsd:documentation>
42     </xsd:annotation>
43   </xsd:enumeration>
```

```
1      <xsd:enumeration value="VESSEL">
2        <xsd:annotation>
3          <xsd:documentation>Boats, Ships, &amp; Other Vessels</xsd:documentation>
4        </xsd:annotation>
5      </xsd:enumeration>
6      <xsd:enumeration value="VICIOUS">
7        <xsd:annotation>
8          <xsd:documentation>Vicious Animals (Lions, etc.)</xsd:documentation>
9        </xsd:annotation>
10     </xsd:enumeration>
11     <xsd:enumeration value="WEAP">
12       <xsd:annotation>
13         <xsd:documentation>Weapons(Guns, Arrows, etc.)</xsd:documentation>
14       </xsd:annotation>
15     </xsd:enumeration>
16     <xsd:enumeration value="WILD">
17       <xsd:annotation>
18         <xsd:documentation>Other Wild Animals</xsd:documentation>
19       </xsd:annotation>
20     </xsd:enumeration>
21     <xsd:enumeration value="WORDING">
22       <xsd:annotation>
23         <xsd:documentation>Wording (Mom, Dad, Mary, ect.)</xsd:documentation>
24       </xsd:annotation>
25     </xsd:enumeration>
26     <xsd:enumeration value="YELFL">
27       <xsd:annotation>
28         <xsd:documentation>Yellow Flowers</xsd:documentation>
29       </xsd:annotation>
30     </xsd:enumeration>
31   </xsd:restriction>
32 </xsd:simpleType>
33 <xsd:complexType name="PSCCodeType">
34   <xsd:annotation>
35     <xsd:appinfo>
36       <i:Base i:namespace="http://niem.gov/niem/structures/2.0" i:name="Object"/>
37     </xsd:appinfo>
38   </xsd:annotation>
39   <xsd:simpleContent>
40     <xsd:extension base="ansi-nist:PSCCodeSimpleType">
41       <xsd:attributeGroup ref="s:SimpleObjectAttributeGroup"/>
42     </xsd:extension>
43   </xsd:simpleContent>
```

```
1 </xsd:complexType>
2 <!-- ===== -->
3 <xsd:simpleType name="PXSCodeSimpleType">
4   <xsd:annotation>
5     <xsd:appinfo>
6       <i:Base i:namespace="http://niem.gov/niem/structures/2.0" i:name="Object"/>
7     </xsd:appinfo>
8   </xsd:annotation>
9   <xsd:restriction base="xsd:token">
10    <xsd:enumeration value="GLASSES">
11      <xsd:annotation>
12        <xsd:documentation>Glasses</xsd:documentation>
13      </xsd:annotation>
14    </xsd:enumeration>
15    <xsd:enumeration value="HAT">
16      <xsd:annotation>
17        <xsd:documentation>Hat</xsd:documentation>
18      </xsd:annotation>
19    </xsd:enumeration>
20    <xsd:enumeration value="OTHER">
21      <xsd:annotation>
22        <xsd:documentation>Other</xsd:documentation>
23      </xsd:annotation>
24    </xsd:enumeration>
25    <xsd:enumeration value="PHYSICAL">
26      <xsd:annotation>
27        <xsd:documentation>Physical</xsd:documentation>
28      </xsd:annotation>
29    </xsd:enumeration>
30    <xsd:enumeration value="SCARF">
31      <xsd:annotation>
32        <xsd:documentation>Scarf</xsd:documentation>
33      </xsd:annotation>
34    </xsd:enumeration>
35  </xsd:restriction>
36 </xsd:simpleType>
37 <xsd:complexType name="PXSCodeType">
38   <xsd:annotation>
39     <xsd:appinfo>
40       <i:Base i:namespace="http://niem.gov/niem/structures/2.0" i:name="Object"/>
41     </xsd:appinfo>
42   </xsd:annotation>
43   <xsd:simpleContent>
```

```
1      <xsd:extension base="ansi-nist:PXSCodeSimpleType">
2        <xsd:attributeGroup ref="s:SimpleObjectAttributeGroup"/>
3      </xsd:extension>
4    </xsd:simpleContent>
5  </xsd:complexType>
6  <!-- ===== -->
7  <!-- ansi-nist:PalmprintImageType has been replaced by itl:PalmprintImageType -->
8  <!-- ===== -->
9  <xsd:complexType name="PalmprintImageType">
10    <xsd:annotation>
11      <xsd:appinfo>
12        <i:Base i:name="NISTImageType"/>
13      </xsd:appinfo>
14    </xsd:annotation>
15    <xsd:complexContent>
16      <xsd:extension base="ansi-nist:NISTImageType">
17        <xsd:sequence>
18          <xsd:element ref="ansi-nist:PalmPosition" minOccurs="0" maxOccurs="unbounded"/>
19          <xsd:element ref="ansi-nist:FingerprintImageImpressionCaptureCategory" minOccurs="0" maxOccurs="unbounded"/>
20        </xsd:sequence>
21      </xsd:extension>
22    </xsd:complexContent>
23  </xsd:complexType>
24  <!-- ===== -->
25  <xsd:complexType name="PhysicalFeatureColorDetailType">
26    <xsd:annotation>
27      <xsd:appinfo>
28        <i:Base i:namespace="http://niem.gov/niem/structures/2.0" i:name="Object"/>
29      </xsd:appinfo>
30    </xsd:annotation>
31    <xsd:complexContent>
32      <xsd:extension base="s:ComplexObjectType">
33        <xsd:sequence>
34          <xsd:element ref="ansi-nist:PhysicalFeaturePrimaryColorCode"/>
35          <xsd:element ref="ansi-nist:PhysicalFeatureSecondaryColorCode" minOccurs="0" maxOccurs="unbounded"/>
36        </xsd:sequence>
37      </xsd:extension>
38    </xsd:complexContent>
39  </xsd:complexType>
40  <!-- ===== -->
41  <xsd:complexType name="PhysicalFeatureDescriptionType">
42    <xsd:annotation>
43      <xsd:appinfo>
```



```

1      <i:Base i:namespace="http://niem.gov/niem/structures/2.0" i:name="Object"/>
2      </xsd:appinfo>
3      </xsd:annotation>
4      <xsd:complexContent>
5          <xsd:extension base="s:ComplexObjectType">
6              <xsd:sequence>
7                  <!-- =Req'd to be associated with 10.042====fieldID="10.043" fieldMnemonic="COL" == -->
8                  <xsd:element ref="ansi-nist:PhysicalFeatureColorDetail" minOccurs="0"/>
9                  <!-- =====SubFields for "10.042" fieldMnemonic="SMD" == -->
10                 <xsd:element ref="ansi-nist:PhysicalFeatureCategoryCode"/>
11                 <xsd:element ref="ansi-nist:PhysicalFeatureClassCode"/>
12                 <xsd:element ref="ansi-nist:PhysicalFeatureDescriptionText" minOccurs="0"/>
13                 <xsd:element ref="ansi-nist:PhysicalFeatureSubClassCode"/>
14             </xsd:sequence>
15         </xsd:extension>
16     </xsd:complexContent>
17 </xsd:complexType>
18 <!-- ===== -->
19 <xsd:complexType name="PhysicalFeatureImageType">
20     <xsd:annotation>
21         <xsd:appinfo>
22             <i:Base i:name="NISTImageType"/>
23         </xsd:appinfo>
24     </xsd:annotation>
25     <xsd:complexContent>
26         <xsd:extension base="ansi-nist:NISTImageType">
27             <xsd:sequence>
28                 <!-- =====fieldID="10.042" fieldMnemonic="SMD" == -->
29                 <xsd:element ref="ansi-nist:PhysicalFeatureDescriptionDetail" minOccurs="0" maxOccurs="unbounded"/>
30                 <!-- =====fieldID="10.040" fieldMnemonic="SMT" == -->
31                 <xsd:element ref="ansi-nist:PhysicalFeatureNCICCode" minOccurs="0" maxOccurs="unbounded"/>
32                 <!-- =====fieldID="10.041" fieldMnemonic="SMS" == -->
33                 <xsd:element ref="ansi-nist:PhysicalFeatureSize" minOccurs="0"/>
34             </xsd:sequence>
35         </xsd:extension>
36     </xsd:complexContent>
37 </xsd:complexType>
38 <!-- ===== -->
39 <xsd:complexType name="PhysicalFeatureSizeType">
40     <xsd:annotation>
41         <xsd:appinfo>
42             <i:Base i:namespace="http://niem.gov/niem/structures/2.0" i:name="Object"/>
43         </xsd:appinfo>

```

```
1     </xsd:annotation>
2     <xsd:complexContent>
3         <xsd:extension base="s:ComplexObjectType">
4             <xsd:sequence>
5                 <xsd:element ref="ansi-nist:PhysicalFeatureHeightMeasure"/>
6                 <xsd:element ref="ansi-nist:PhysicalFeatureWidthMeasure"/>
7             </xsd:sequence>
8         </xsd:extension>
9     </xsd:complexContent>
10 </xsd:complexType>
11 <!-- ===== -->
12 <xsd:complexType name="PoseAngleType">
13     <xsd:annotation>
14         <xsd:appinfo>
15             <i:Base i:namespace="http://niem.gov/niem/structures/2.0" i:name="Object"/>
16         </xsd:appinfo>
17     </xsd:annotation>
18     <xsd:complexContent>
19         <xsd:extension base="s:ComplexObjectType">
20             <xsd:sequence>
21                 <xsd:element ref="ansi-nist:PosePitchAngleMeasure"/>
22                 <xsd:element ref="ansi-nist:PosePitchUncertaintyValue" minOccurs="0"/>
23                 <xsd:element ref="ansi-nist:PoseRollAngleMeasure"/>
24                 <xsd:element ref="ansi-nist:PoseRollUncertaintyValue" minOccurs="0"/>
25                 <xsd:element ref="ansi-nist:PoseYawAngleMeasure"/>
26                 <xsd:element ref="ansi-nist:PoseYawUncertaintyValue" minOccurs="0"/>
27             </xsd:sequence>
28         </xsd:extension>
29     </xsd:complexContent>
30 </xsd:complexType>
31 <!-- =====not used===== -->
32 <xsd:complexType name="ProtectionOrderAugmentationType">
33     <xsd:annotation>
34         <xsd:documentation>A data type for additional information about a protection order.</xsd:documentation>
35     <xsd:appinfo>
36         <i:Base i:namespace="http://niem.gov/niem/structures/2.0" i:name="AugmentationType"/>
37     </xsd:appinfo>
38 </xsd:annotation>
39 <xsd:complexContent>
40     <xsd:extension base="s:AugmentationType">
41         <xsd:sequence>
42             <xsd:element ref="ansi-nist:ProtectionOrderBradyIndicator" minOccurs="0" maxOccurs="unbounded"/>
43             <xsd:element ref="ansi-nist:ProtectionOrderConditionText" minOccurs="0" maxOccurs="unbounded"/>
```

```
1      </xsd:sequence>
2    </xsd:extension>
3  </xsd:complexContent>
4 </xsd:complexType>
5 <!-- ===== -->
6 <xsd:complexType name="RTCCodeType">
7   <xsd:annotation>
8     <xsd:appinfo>
9       <i:Base i:namespace="http://niem.gov/niem/structures/2.0" i:name="Object"/>
10    </xsd:appinfo>
11  </xsd:annotation>
12  <xsd:simpleContent>
13    <xsd:extension base="xsd:token">
14      <xsd:attributeGroup ref="s:SimpleObjectAttributeGroup"/>
15    </xsd:extension>
16  </xsd:simpleContent>
17 </xsd:complexType>
18 <!-- =====not used===== -->
19 <xsd:complexType name="RecordType">
20   <xsd:annotation>
21     <xsd:appinfo>
22       <i:Base i:namespace="http://niem.gov/niem/structures/2.0" i:name="Object"/>
23     </xsd:appinfo>
24   </xsd:annotation>
25   <xsd:complexContent>
26     <xsd:extension base="s:ComplexObjectType">
27       <xsd:sequence>
28         <xsd:element ref="ansi-nist:RecordRetentionIndicator" minOccurs="0" maxOccurs="unbounded"/>
29         <xsd:element ref="ansi-nist:RecordForwardOrganizations" minOccurs="0" maxOccurs="unbounded"/>
30         <xsd:element ref="ansi-nist:RecordImage" minOccurs="0" maxOccurs="unbounded"/>
31         <xsd:element ref="ansi-nist:RecordRapSheetRequestIndicator" minOccurs="0" maxOccurs="unbounded"/>
32         <xsd:element ref="ansi-nist:RecordTransactionData" minOccurs="0" maxOccurs="unbounded"/>
33       </xsd:sequence>
34     </xsd:extension>
35   </xsd:complexContent>
36 </xsd:complexType>
37 <!-- ===== -->
38 <xsd:simpleType name="SAPCodeSimpleType">
39   <xsd:annotation>
40     <xsd:appinfo>
41       <i:Base i:namespace="http://niem.gov/niem/structures/2.0" i:name="Object"/>
42     </xsd:appinfo>
43   </xsd:annotation>
```

```
1 <xsd:restriction base="xsd:token">
2   <xsd:enumeration value="0">
3     <xsd:annotation>
4       <xsd:documentation>Unknown</xsd:documentation>
5     </xsd:annotation>
6   </xsd:enumeration>
7   <xsd:enumeration value="1">
8     <xsd:annotation>
9       <xsd:documentation>Latent facial</xsd:documentation>
10    </xsd:annotation>
11  </xsd:enumeration>
12  <xsd:enumeration value="10">
13    <xsd:annotation>
14      <xsd:documentation>Drivers license</xsd:documentation>
15    </xsd:annotation>
16  </xsd:enumeration>
17  <xsd:enumeration value="11">
18    <xsd:annotation>
19      <xsd:documentation>ANSI full frontal</xsd:documentation>
20    </xsd:annotation>
21  </xsd:enumeration>
22  <xsd:enumeration value="12">
23    <xsd:annotation>
24      <xsd:documentation>ANSI token</xsd:documentation>
25    </xsd:annotation>
26  </xsd:enumeration>
27  <xsd:enumeration value="13">
28    <xsd:annotation>
29      <xsd:documentation>ISO full frontal</xsd:documentation>
30    </xsd:annotation>
31  </xsd:enumeration>
32  <xsd:enumeration value="14">
33    <xsd:annotation>
34      <xsd:documentation>ISO token</xsd:documentation>
35    </xsd:annotation>
36  </xsd:enumeration>
37  <xsd:enumeration value="15">
38    <xsd:annotation>
39      <xsd:documentation>PIV facial</xsd:documentation>
40    </xsd:annotation>
41  </xsd:enumeration>
42  <xsd:enumeration value="20">
43    <xsd:annotation>
```

```
1      <xsd:documentation>Legacy mugshot</xsd:documentation>
2    </xsd:annotation>
3  </xsd:enumeration>
4  <xsd:enumeration value="30">
5    <xsd:annotation>
6      <xsd:documentation>Best practice level 30</xsd:documentation>
7    </xsd:annotation>
8  </xsd:enumeration>
9  <xsd:enumeration value="40">
10   <xsd:annotation>
11     <xsd:documentation>Best practice level 40</xsd:documentation>
12   </xsd:annotation>
13 </xsd:enumeration>
14 <xsd:enumeration value="50">
15   <xsd:annotation>
16     <xsd:documentation>Best practice level 50</xsd:documentation>
17   </xsd:annotation>
18 </xsd:enumeration>
19 <xsd:enumeration value="51">
20   <xsd:annotation>
21     <xsd:documentation>Best practice level 51</xsd:documentation>
22   </xsd:annotation>
23 </xsd:enumeration>
24 </xsd:restriction>
25 </xsd:simpleType>
26 <xsd:complexType name="SAPCodeType">
27   <xsd:annotation>
28     <xsd:appinfo>
29       <i:Base i:namespace="http://niem.gov/niem/structures/2.0" i:name="Object"/>
30     </xsd:appinfo>
31   </xsd:annotation>
32   <xsd:simpleContent>
33     <xsd:extension base="ansi-nist:SAPCodeSimpleType">
34       <xsd:attributeGroup ref="s:SimpleObjectAttributeGroup"/>
35     </xsd:extension>
36   </xsd:simpleContent>
37 </xsd:complexType>
38 <!-- ===== -->
39 <xsd:simpleType name="SECCodeSimpleType">
40   <xsd:annotation>
41     <xsd:appinfo>
42       <i:Base i:namespace="http://niem.gov/niem/structures/2.0" i:name="Object"/>
43     </xsd:appinfo>
```

```
1      </xsd:annotation>
2      <xsd:restriction base="xsd:token">
3          <xsd:enumeration value="BLK">
4              <xsd:annotation>
5                  <xsd:documentation>Black</xsd:documentation>
6              </xsd:annotation>
7          </xsd:enumeration>
8          <xsd:enumeration value="BLU">
9              <xsd:annotation>
10                 <xsd:documentation>Blue</xsd:documentation>
11             </xsd:annotation>
12         </xsd:enumeration>
13         <xsd:enumeration value="BRO">
14             <xsd:annotation>
15                 <xsd:documentation>Brown</xsd:documentation>
16             </xsd:annotation>
17         </xsd:enumeration>
18         <xsd:enumeration value="GRN">
19             <xsd:annotation>
20                 <xsd:documentation>Green</xsd:documentation>
21             </xsd:annotation>
22         </xsd:enumeration>
23         <xsd:enumeration value="GRY">
24             <xsd:annotation>
25                 <xsd:documentation>Gray</xsd:documentation>
26             </xsd:annotation>
27         </xsd:enumeration>
28         <xsd:enumeration value="HAZ">
29             <xsd:annotation>
30                 <xsd:documentation>Hazel</xsd:documentation>
31             </xsd:annotation>
32         </xsd:enumeration>
33         <xsd:enumeration value="MAR">
34             <xsd:annotation>
35                 <xsd:documentation>Maroon</xsd:documentation>
36             </xsd:annotation>
37         </xsd:enumeration>
38         <xsd:enumeration value="MUL">
39             <xsd:annotation>
40                 <xsd:documentation>Multicolored</xsd:documentation>
41             </xsd:annotation>
42         </xsd:enumeration>
43         <xsd:enumeration value="PNK">
```

```
1      <xsd:annotation>
2        <xsd:documentation>Pink</xsd:documentation>
3      </xsd:annotation>
4    </xsd:enumeration>
5    <xsd:enumeration value="XXX">
6      <xsd:annotation>
7        <xsd:documentation>Unknown</xsd:documentation>
8      </xsd:annotation>
9    </xsd:enumeration>
10   </xsd:restriction>
11 </xsd:simpleType>
12 <xsd:complexType name="SECCodeType">
13   <xsd:annotation>
14     <xsd:appinfo>
15       <i:Base i:namespace="http://niem.gov/niem/structures/2.0" i:name="Object"/>
16     </xsd:appinfo>
17   </xsd:annotation>
18   <xsd:simpleContent>
19     <xsd:extension base="ansi-nist:SECCodeSimpleType">
20       <xsd:attributeGroup ref="s:SimpleObjectAttributeGroup"/>
21     </xsd:extension>
22   </xsd:simpleContent>
23 </xsd:complexType>
24 <!-- ===== -->
25 <xsd:simpleType name="SFPCodeSimpleType">
26   <xsd:annotation>
27     <xsd:appinfo>
28       <i:Base i:namespace="http://niem.gov/niem/structures/2.0" i:name="Object"/>
29     </xsd:appinfo>
30   </xsd:annotation>
31   <xsd:restriction base="xsd:token">
32     <xsd:enumeration value="1">
33       <xsd:annotation>
34         <xsd:documentation>A 2D feature point </xsd:documentation>
35       </xsd:annotation>
36     </xsd:enumeration>
37   </xsd:restriction>
38 </xsd:simpleType>
39 <xsd:complexType name="SFPCodeType">
40   <xsd:annotation>
41     <xsd:appinfo>
42       <i:Base i:namespace="http://niem.gov/niem/structures/2.0" i:name="Object"/>
43     </xsd:appinfo>
```

```
1     </xsd:annotation>
2     <xsd:simpleContent>
3         <xsd:extension base="ansi-nist:SFPCodeSimpleType">
4             <xsd:attributeGroup ref="s:SimpleObjectAttributeGroup"/>
5         </xsd:extension>
6     </xsd:simpleContent>
7 </xsd:complexType>
8 <!-- ===== -->
9 <xsd:simpleType name="SHCCodeSimpleType">
10     <xsd:annotation>
11         <xsd:appinfo>
12             <i:Base i:namespace="http://niem.gov/niem/structures/2.0" i:name="Object"/>
13         </xsd:appinfo>
14     </xsd:annotation>
15     <xsd:restriction base="xsd:token">
16         <xsd:enumeration value="BAL">
17             <xsd:annotation>
18                 <xsd:documentation>Bald</xsd:documentation>
19             </xsd:annotation>
20         </xsd:enumeration>
21         <xsd:enumeration value="BLK">
22             <xsd:annotation>
23                 <xsd:documentation>Black</xsd:documentation>
24             </xsd:annotation>
25         </xsd:enumeration>
26         <xsd:enumeration value="BLN">
27             <xsd:annotation>
28                 <xsd:documentation>Blonde or Strawberry</xsd:documentation>
29             </xsd:annotation>
30         </xsd:enumeration>
31         <xsd:enumeration value="BLU">
32             <xsd:annotation>
33                 <xsd:documentation>Blue</xsd:documentation>
34             </xsd:annotation>
35         </xsd:enumeration>
36         <xsd:enumeration value="BRO">
37             <xsd:annotation>
38                 <xsd:documentation>Brown</xsd:documentation>
39             </xsd:annotation>
40         </xsd:enumeration>
41         <xsd:enumeration value="GRN">
42             <xsd:annotation>
43                 <xsd:documentation>Green</xsd:documentation>
```



```
1      </xsd:annotation>
2    </xsd:enumeration>
3    <xsd:enumeration value="GRY">
4      <xsd:annotation>
5        <xsd:documentation>Gray or Partially Gray</xsd:documentation>
6      </xsd:annotation>
7    </xsd:enumeration>
8    <xsd:enumeration value="ONG">
9      <xsd:annotation>
10       <xsd:documentation>Orange</xsd:documentation>
11     </xsd:annotation>
12   </xsd:enumeration>
13   <xsd:enumeration value="PLE">
14     <xsd:annotation>
15       <xsd:documentation>Purple</xsd:documentation>
16     </xsd:annotation>
17   </xsd:enumeration>
18   <xsd:enumeration value="PNK">
19     <xsd:annotation>
20       <xsd:documentation>Pink</xsd:documentation>
21     </xsd:annotation>
22   </xsd:enumeration>
23   <xsd:enumeration value="RED">
24     <xsd:annotation>
25       <xsd:documentation>Red or Auburn</xsd:documentation>
26     </xsd:annotation>
27   </xsd:enumeration>
28   <xsd:enumeration value="SDY">
29     <xsd:annotation>
30       <xsd:documentation>Sandy</xsd:documentation>
31     </xsd:annotation>
32   </xsd:enumeration>
33   <xsd:enumeration value="WHI">
34     <xsd:annotation>
35       <xsd:documentation>White</xsd:documentation>
36     </xsd:annotation>
37   </xsd:enumeration>
38   <xsd:enumeration value="XXX">
39     <xsd:annotation>
40       <xsd:documentation>Unspecified or unknown </xsd:documentation>
41     </xsd:annotation>
42   </xsd:enumeration>
43 </xsd:restriction>
```

```
1 </xsd:simpleType>
2 <xsd:complexType name="SHCCodeType">
3   <xsd:annotation>
4     <xsd:appinfo>
5       <i:Base i:namespace="http://niem.gov/niem/structures/2.0" i:name="Object"/>
6     </xsd:appinfo>
7   </xsd:annotation>
8   <xsd:simpleContent>
9     <xsd:extension base="ansi-nist:SHCCodeSimpleType">
10      <xsd:attributeGroup ref="s:SimpleObjectAttributeGroup"/>
11    </xsd:extension>
12  </xsd:simpleContent>
13 </xsd:complexType>
14 <!-- ===== -->
15 <xsd:simpleType name="SIGCodeSimpleType">
16   <xsd:annotation>
17     <xsd:appinfo>
18       <i:Base i:namespace="http://niem.gov/niem/structures/2.0" i:name="Object"/>
19     </xsd:appinfo>
20   </xsd:annotation>
21   <xsd:restriction base="xsd:token">
22     <xsd:enumeration value="0">
23       <xsd:annotation>
24         <xsd:documentation>Signature image of the subject</xsd:documentation>
25       </xsd:annotation>
26     </xsd:enumeration>
27     <xsd:enumeration value="1">
28       <xsd:annotation>
29         <xsd:documentation>Signature image of the official processing the transaction</xsd:documentation>
30       </xsd:annotation>
31     </xsd:enumeration>
32   </xsd:restriction>
33 </xsd:simpleType>
34 <xsd:complexType name="SIGCodeType">
35   <xsd:annotation>
36     <xsd:appinfo>
37       <i:Base i:namespace="http://niem.gov/niem/structures/2.0" i:name="Object"/>
38     </xsd:appinfo>
39   </xsd:annotation>
40   <xsd:simpleContent>
41     <xsd:extension base="ansi-nist:SIGCodeSimpleType">
42       <xsd:attributeGroup ref="s:SimpleObjectAttributeGroup"/>
43     </xsd:extension>
```

```
1     </xsd:simpleContent>
2 </xsd:complexType>
3 <!-- ===== -->
4 <xsd:simpleType name="SLCCCodeSimpleType">
5     <xsd:annotation>
6         <xsd:appinfo>
7             <i:Base i:namespace="http://niem.gov/niem/structures/2.0" i:name="Object"/>
8         </xsd:appinfo>
9     </xsd:annotation>
10    <xsd:restriction base="xsd:token">
11        <xsd:enumeration value="0">
12            <xsd:annotation>
13                <xsd:documentation>No scale given</xsd:documentation>
14            </xsd:annotation>
15        </xsd:enumeration>
16        <xsd:enumeration value="1">
17            <xsd:annotation>
18                <xsd:documentation>Pixels per inch</xsd:documentation>
19            </xsd:annotation>
20        </xsd:enumeration>
21        <xsd:enumeration value="2">
22            <xsd:annotation>
23                <xsd:documentation>Pixels per centimeter</xsd:documentation>
24            </xsd:annotation>
25        </xsd:enumeration>
26    </xsd:restriction>
27 </xsd:simpleType>
28 <xsd:complexType name="SLCCCodeType">
29     <xsd:annotation>
30         <xsd:appinfo>
31             <i:Base i:namespace="http://niem.gov/niem/structures/2.0" i:name="Object"/>
32         </xsd:appinfo>
33     </xsd:annotation>
34     <xsd:simpleContent>
35         <xsd:extension base="ansi-nist:SLCCCodeSimpleType">
36             <xsd:attributeGroup ref="s:SimpleObjectAttributeGroup"/>
37         </xsd:extension>
38     </xsd:simpleContent>
39 </xsd:complexType>
40 <!-- ===== -->
41 <xsd:simpleType name="SMDCodeSimpleType">
42     <xsd:annotation>
43         <xsd:appinfo>
```

```
1      <i:Base i:namespace="http://niem.gov/niem/structures/2.0" i:name="Object"/>
2      </xsd:appinfo>
3      </xsd:annotation>
4      <xsd:restriction base="xsd:token">
5          <xsd:enumeration value="BRANDED">
6              <xsd:annotation>
7                  <xsd:documentation>Image burned into the skin using a branding iron or other form of heat.</xsd:documentation>
8              </xsd:annotation>
9          </xsd:enumeration>
10         <xsd:enumeration value="CHEMICAL">
11             <xsd:annotation>
12                 <xsd:documentation>Image created by the use of chemicals to burn the image into the skin.</xsd:documentation>
13             </xsd:annotation>
14         </xsd:enumeration>
15         <xsd:enumeration value="CUT">
16             <xsd:annotation>
17                 <xsd:documentation>Image caused by an incision of the skin.</xsd:documentation>
18             </xsd:annotation>
19         </xsd:enumeration>
20         <xsd:enumeration value="MARK">
21             <xsd:annotation>
22                 <xsd:documentation>Pattern resulting from needle or "Track" marks.</xsd:documentation>
23             </xsd:annotation>
24         </xsd:enumeration>
25         <xsd:enumeration value="SCAR">
26             <xsd:annotation>
27                 <xsd:documentation>Healed scar tissue that was the result an accident or medical
28 procedure.</xsd:documentation>
29             </xsd:annotation>
30         </xsd:enumeration>
31         <xsd:enumeration value="TATTOO">
32             <xsd:annotation>
33                 <xsd:documentation>A common tattoo or indelible image resulting from the pricking of the skin with a coloring
34 matter.</xsd:documentation>
35             </xsd:annotation>
36         </xsd:enumeration>
37     </xsd:restriction>
38 </xsd:simpleType>
39 <xsd:complexType name="SMDCCodeType">
40     <xsd:annotation>
41         <xsd:appinfo>
42             <i:Base i:namespace="http://niem.gov/niem/structures/2.0" i:name="Object"/>
43         </xsd:appinfo>
```

```
1     </xsd:annotation>
2     <xsd:simpleContent>
3         <xsd:extension base="ansi-nist:SMDCCodeSimpleType">
4             <xsd:attributeGroup ref="s:SimpleObjectAttributeGroup"/>
5         </xsd:extension>
6     </xsd:simpleContent>
7 </xsd:complexType>
8 <!-- ===== -->
9 <xsd:simpleType name="SRMCodeSimpleType">
10     <xsd:annotation>
11         <xsd:appinfo>
12             <i:Base i:namespace="http://niem.gov/niem/structures/2.0" i:name="Object"/>
13         </xsd:appinfo>
14     </xsd:annotation>
15     <xsd:restriction base="xsd:token">
16         <xsd:enumeration value="B">
17             <xsd:annotation>
18                 <xsd:documentation>Bait money</xsd:documentation>
19             </xsd:annotation>
20         </xsd:enumeration>
21         <xsd:enumeration value="C">
22             <xsd:annotation>
23                 <xsd:documentation>Counterfeit</xsd:documentation>
24             </xsd:annotation>
25         </xsd:enumeration>
26         <xsd:enumeration value="R">
27             <xsd:annotation>
28                 <xsd:documentation>Ransom</xsd:documentation>
29             </xsd:annotation>
30         </xsd:enumeration>
31     </xsd:restriction>
32 </xsd:simpleType>
33 <xsd:complexType name="SRMCodeType">
34     <xsd:annotation>
35         <xsd:appinfo>
36             <i:Base i:namespace="http://niem.gov/niem/structures/2.0" i:name="Object"/>
37         </xsd:appinfo>
38     </xsd:annotation>
39     <xsd:simpleContent>
40         <xsd:extension base="ansi-nist:SRMCodeSimpleType">
41             <xsd:attributeGroup ref="s:SimpleObjectAttributeGroup"/>
42         </xsd:extension>
43     </xsd:simpleContent>
```

```
1 </xsd:complexType>
2 <!-- ===== -->
3 <xsd:simpleType name="SRTCodeSimpleType">
4   <xsd:annotation>
5     <xsd:appinfo>
6       <i:Base i:namespace="http://niem.gov/niem/structures/2.0" i:name="Object"/>
7     </xsd:appinfo>
8   </xsd:annotation>
9   <xsd:restriction base="xsd:token">
10    <xsd:enumeration value="0">
11      <xsd:annotation>
12        <xsd:documentation>Scanned uncompressed</xsd:documentation>
13      </xsd:annotation>
14    </xsd:enumeration>
15    <xsd:enumeration value="1">
16      <xsd:annotation>
17        <xsd:documentation>Scanned compressed</xsd:documentation>
18      </xsd:annotation>
19    </xsd:enumeration>
20    <xsd:enumeration value="2">
21      <xsd:annotation>
22        <xsd:documentation>Vector</xsd:documentation>
23      </xsd:annotation>
24    </xsd:enumeration>
25  </xsd:restriction>
26 </xsd:simpleType>
27 <xsd:complexType name="SRTCodeType">
28   <xsd:annotation>
29     <xsd:appinfo>
30       <i:Base i:namespace="http://niem.gov/niem/structures/2.0" i:name="Object"/>
31     </xsd:appinfo>
32   </xsd:annotation>
33   <xsd:simpleContent>
34     <xsd:extension base="ansi-nist:SRTCodeSimpleType">
35       <xsd:attributeGroup ref="s:SimpleObjectAttributeGroup"/>
36     </xsd:extension>
37   </xsd:simpleContent>
38 </xsd:complexType>
39 <!-- ===== -->
40 <xsd:simpleType name="SXSCodeSimpleType">
41   <xsd:annotation>
42     <xsd:appinfo>
43       <i:Base i:namespace="http://niem.gov/niem/structures/2.0" i:name="Object"/>
```

```
1     </xsd:appinfo>
2 </xsd:annotation>
3 <xsd:restriction base="xsd:token">
4   <xsd:enumeration value="BEARD">
5     <xsd:annotation>
6       <xsd:documentation>Having Beard</xsd:documentation>
7     </xsd:annotation>
8   </xsd:enumeration>
9   <xsd:enumeration value="BLINK">
10    <xsd:annotation>
11      <xsd:documentation>Blinking (either or both eyes closed)</xsd:documentation>
12    </xsd:annotation>
13  </xsd:enumeration>
14  <xsd:enumeration value="CLEAR GLASSES">
15    <xsd:annotation>
16      <xsd:documentation>Subject Wearing Clear Glasses</xsd:documentation>
17    </xsd:annotation>
18  </xsd:enumeration>
19  <xsd:enumeration value="DARK GLASSES">
20    <xsd:annotation>
21      <xsd:documentation>Subject Wearing Dark or Visible Colored Glasses (medical)</xsd:documentation>
22    </xsd:annotation>
23  </xsd:enumeration>
24  <xsd:enumeration value="DISTORTING CONDITION">
25    <xsd:annotation>
26      <xsd:documentation>Having Distorting Medical Condition impacting Feature Point detection</xsd:documentation>
27    </xsd:annotation>
28  </xsd:enumeration>
29  <xsd:enumeration value="EYES AWAY">
30    <xsd:annotation>
31      <xsd:documentation>Looking away from the camera</xsd:documentation>
32    </xsd:annotation>
33  </xsd:enumeration>
34  <xsd:enumeration value="FROWNING">
35    <xsd:annotation>
36      <xsd:documentation>Frowning</xsd:documentation>
37    </xsd:annotation>
38  </xsd:enumeration>
39  <xsd:enumeration value="HAT">
40    <xsd:annotation>
41      <xsd:documentation>Head covering/hat </xsd:documentation>
42    </xsd:annotation>
43  </xsd:enumeration>
```

```
1      <xsd:enumeration value="LEFT EYE PATCH">
2        <xsd:annotation>
3          <xsd:documentation>Subject Wearing Left Eye Patch</xsd:documentation>
4        </xsd:annotation>
5      </xsd:enumeration>
6      <xsd:enumeration value="MOUSTACHE">
7        <xsd:annotation>
8          <xsd:documentation>Having Moustache</xsd:documentation>
9        </xsd:annotation>
10     </xsd:enumeration>
11     <xsd:enumeration value="MOUTH OPEN">
12       <xsd:annotation>
13         <xsd:documentation>Subject Having Mouth open </xsd:documentation>
14       </xsd:annotation>
15     </xsd:enumeration>
16     <xsd:enumeration value="NEUTRAL">
17       <xsd:annotation>
18         <xsd:documentation>Neutral (non-smiling) with both eyes open and mouth closed</xsd:documentation>
19       </xsd:annotation>
20     </xsd:enumeration>
21     <xsd:enumeration value="NO EAR">
22       <xsd:annotation>
23         <xsd:documentation>Ear(s) obscured by hair</xsd:documentation>
24       </xsd:annotation>
25     </xsd:enumeration>
26     <xsd:enumeration value="RAISED EYEBROWS">
27       <xsd:annotation>
28         <xsd:documentation>Raising eyebrows</xsd:documentation>
29       </xsd:annotation>
30     </xsd:enumeration>
31     <xsd:enumeration value="RIGHT EYE PATCH">
32       <xsd:annotation>
33         <xsd:documentation>Subject Wearing Right Eye Patch</xsd:documentation>
34       </xsd:annotation>
35     </xsd:enumeration>
36     <xsd:enumeration value="SCARF">
37       <xsd:annotation>
38         <xsd:documentation>Wearing Scarf</xsd:documentation>
39       </xsd:annotation>
40     </xsd:enumeration>
41     <xsd:enumeration value="SMILE">
42       <xsd:annotation>
```



```
1         <xsd:documentation>Smiling where the inside of the mouth and/or teeth is not exposed (closed
2 jaw).</xsd:documentation>
3     </xsd:annotation>
4 </xsd:enumeration>
5 <xsd:enumeration value="SQUINTING">
6     <xsd:annotation>
7         <xsd:documentation>Squinting</xsd:documentation>
8     </xsd:annotation>
9 </xsd:enumeration>
10 <xsd:enumeration value="TEETH VISIBLE">
11     <xsd:annotation>
12         <xsd:documentation>Having Teeth visible</xsd:documentation>
13     </xsd:annotation>
14 </xsd:enumeration>
15 <xsd:enumeration value="UNKNOWN">
16     <xsd:annotation>
17         <xsd:documentation>Expression unspecified</xsd:documentation>
18     </xsd:annotation>
19 </xsd:enumeration>
20 </xsd:restriction>
21 </xsd:simpleType>
22 <xsd:complexType name="SXSCodeType">
23     <xsd:annotation>
24         <xsd:appinfo>
25             <i:Base i:namespace="http://niem.gov/niem/structures/2.0" i:name="Object"/>
26         </xsd:appinfo>
27     </xsd:annotation>
28     <xsd:simpleContent>
29         <xsd:extension base="ansi-nist:SXSCodeSimpleType">
30             <xsd:attributeGroup ref="s:SimpleObjectAttributeGroup"/>
31         </xsd:extension>
32     </xsd:simpleContent>
33 </xsd:complexType>
34 <!-- ===== -->
35 <xsd:complexType name="SignatureImageType">
36     <xsd:annotation>
37         <xsd:appinfo>
38             <i:Base i:name="NISTImageType"/>
39         </xsd:appinfo>
40     </xsd:annotation>
41     <xsd:complexContent>
42         <xsd:extension base="ansi-nist:NISTImageType">
43             <xsd:sequence>
```

```
1         <xsd:element ref="ansi-nist:SignatureImageVectorRepresentation" minOccurs="0"/>
2         <!-- =====fieldMnemonic="SRT" == -->
3         <xsd:element ref="ansi-nist:SignatureRepresentationCode"/>
4         <!-- =====fieldMnemonic="SIG" == -->
5         <xsd:element ref="ansi-nist:SignatureCategoryCode"/>
6     </xsd:sequence>
7 </xsd:extension>
8 </xsd:complexContent>
9 </xsd:complexType>
10 <!-- -->
11 <xsd:complexType name="SignatureImageVectorRepresentationType">
12     <xsd:annotation>
13         <xsd:appinfo>
14             <i:Base i:namespace="http://niem.gov/niem/structures/2.0" i:name="Object"/>
15         </xsd:appinfo>
16     </xsd:annotation>
17     <xsd:complexContent>
18         <xsd:extension base="s:ComplexObjectType">
19             <xsd:sequence>
20                 <xsd:element ref="ansi-nist:SignatureImageVector" minOccurs="2" maxOccurs="unbounded"/>
21             </xsd:sequence>
22         </xsd:extension>
23     </xsd:complexContent>
24 </xsd:complexType>
25 <!-- -->
26 <xsd:complexType name="SignatureImageVectorType">
27     <xsd:annotation>
28         <xsd:appinfo>
29             <i:Base i:namespace="http://niem.gov/niem/structures/2.0" i:name="Object"/>
30         </xsd:appinfo>
31     </xsd:annotation>
32     <xsd:complexContent>
33         <xsd:extension base="s:ComplexObjectType">
34             <xsd:sequence>
35                 <xsd:element ref="ansi-nist:VectorPenPressureValue"/>
36                 <xsd:element ref="ansi-nist:VectorPositionVerticalCoordinateValue"/>
37                 <xsd:element ref="ansi-nist:VectorPositionHorizontalCoordinateValue"/>
38             </xsd:sequence>
39         </xsd:extension>
40     </xsd:complexContent>
41 </xsd:complexType>
42 <!-- -->
43 <xsd:simpleType name="TMZCodeSimpleType">
```

```
1      <xsd:annotation>
2        <xsd:appinfo>
3          <i:Base i:namespace="http://niem.gov/niem/structures/2.0" i:name="Object"/>
4        </xsd:appinfo>
5      </xsd:annotation>
6      <xsd:restriction base="xsd:token">
7        <xsd:enumeration value="EDT">
8          <xsd:annotation>
9            <xsd:documentation>Eastern Daylight Time</xsd:documentation>
10         </xsd:annotation>
11        </xsd:enumeration>
12        <xsd:enumeration value="EST">
13          <xsd:annotation>
14            <xsd:documentation>Eastern Standard Time</xsd:documentation>
15          </xsd:annotation>
16        </xsd:enumeration>
17      </xsd:restriction>
18    </xsd:simpleType>
19    <xsd:complexType name="TMZCodeType">
20      <xsd:annotation>
21        <xsd:appinfo>
22          <i:Base i:namespace="http://niem.gov/niem/structures/2.0" i:name="Object"/>
23        </xsd:appinfo>
24      </xsd:annotation>
25      <xsd:simpleContent>
26        <xsd:extension base="ansi-nist:TMZCodeSimpleType">
27          <xsd:attributeGroup ref="s:SimpleObjectAttributeGroup"/>
28        </xsd:extension>
29      </xsd:simpleContent>
30    </xsd:complexType>
31    <!-- ===== -->
32    <xsd:simpleType name="TOTCodeSimpleType">
33      <xsd:annotation>
34        <xsd:appinfo>
35          <i:Base i:namespace="http://niem.gov/niem/structures/2.0" i:name="Object"/>
36        </xsd:appinfo>
37      </xsd:annotation>
38      <xsd:restriction base="xsd:token">
39        <xsd:enumeration value="AMN">
40          <xsd:annotation>
41            <xsd:documentation>AMNESIA VICTIM</xsd:documentation>
42          </xsd:annotation>
43        </xsd:enumeration>
```

```
1      <xsd:enumeration value="CAR">
2        <xsd:annotation>
3          <xsd:documentation>CRIMINAL TEN-PRINT SUBMISSION - ANSWER REQUIRED</xsd:documentation>
4        </xsd:annotation>
5      </xsd:enumeration>
6      <xsd:enumeration value="CFS">
7        <xsd:annotation>
8          <xsd:documentation>COMPARISON FINGERPRINT IMAGE SUBMISSION</xsd:documentation>
9        </xsd:annotation>
10     </xsd:enumeration>
11     <xsd:enumeration value="CNA">
12       <xsd:annotation>
13         <xsd:documentation>CRIMINAL TEN-PRINT SUBMISSION - NO ANSWER REQUIRED</xsd:documentation>
14       </xsd:annotation>
15     </xsd:enumeration>
16     <xsd:enumeration value="CPD">
17       <xsd:annotation>
18         <xsd:documentation>CRIMINAL SUBJECT PHOTO DELETE REQUEST</xsd:documentation>
19       </xsd:annotation>
20     </xsd:enumeration>
21     <xsd:enumeration value="CPR">
22       <xsd:annotation>
23         <xsd:documentation>CRIMINAL SUBJECT PHOTO REQUEST</xsd:documentation>
24       </xsd:annotation>
25     </xsd:enumeration>
26     <xsd:enumeration value="DEK">
27       <xsd:annotation>
28         <xsd:documentation>KNOWN DECEASED</xsd:documentation>
29       </xsd:annotation>
30     </xsd:enumeration>
31     <xsd:enumeration value="DEU">
32       <xsd:annotation>
33         <xsd:documentation>UNKNOWN DECEASED</xsd:documentation>
34       </xsd:annotation>
35     </xsd:enumeration>
36     <xsd:enumeration value="ELR">
37       <xsd:annotation>
38         <xsd:documentation>EVALUATION LATENT FINGERPRINT IMAGE SUBMISSION</xsd:documentation>
39       </xsd:annotation>
40     </xsd:enumeration>
41     <xsd:enumeration value="FANC">
42       <xsd:annotation>
43         <xsd:documentation>FEDERAL APPLICANT - NO CHARGE</xsd:documentation>
```

```
1      </xsd:annotation>
2    </xsd:enumeration>
3    <xsd:enumeration value="FAUF">
4      <xsd:annotation>
5        <xsd:documentation>FEDERAL APPLICANT - USER FEE</xsd:documentation>
6      </xsd:annotation>
7    </xsd:enumeration>
8    <xsd:enumeration value="FIS">
9      <xsd:annotation>
10       <xsd:documentation>FINGERPRINT IMAGE SUBMISSION</xsd:documentation>
11     </xsd:annotation>
12   </xsd:enumeration>
13   <xsd:enumeration value="IRQ">
14     <xsd:annotation>
15       <xsd:documentation>FINGERPRINT IMAGE REQUEST</xsd:documentation>
16     </xsd:annotation>
17   </xsd:enumeration>
18   <xsd:enumeration value="LFFS">
19     <xsd:annotation>
20       <xsd:documentation>LATENT FINGERPRINT FEATURES SEARCH</xsd:documentation>
21     </xsd:annotation>
22   </xsd:enumeration>
23   <xsd:enumeration value="LFIS">
24     <xsd:annotation>
25       <xsd:documentation> FINGERPRINT IMAGE SEARCH</xsd:documentation>
26     </xsd:annotation>
27   </xsd:enumeration>
28   <xsd:enumeration value="LFS">
29     <xsd:annotation>
30       <xsd:documentation>LATENT FINGERPRINT IMAGE SUBMISSION</xsd:documentation>
31     </xsd:annotation>
32   </xsd:enumeration>
33   <xsd:enumeration value="LPNQ">
34     <xsd:annotation>
35       <xsd:documentation>LATENT PENETRATION QUERY</xsd:documentation>
36     </xsd:annotation>
37   </xsd:enumeration>
38   <xsd:enumeration value="LSRQ">
39     <xsd:annotation>
40       <xsd:documentation>LATENT REPOSITORY STATISTICS QUERY</xsd:documentation>
41     </xsd:annotation>
42   </xsd:enumeration>
43   <xsd:enumeration value="MAP">
```

```
1      <xsd:annotation>
2          <xsd:documentation>MISCELLANEOUS APPLICANT - CIVIL</xsd:documentation>
3      </xsd:annotation>
4  </xsd:enumeration>
5  <xsd:enumeration value="MCS">
6      <xsd:annotation>
7          <xsd:documentation>MAJOR CASE IMAGE SUBMISSION</xsd:documentation>
8      </xsd:annotation>
9  </xsd:enumeration>
10 <xsd:enumeration value="MPR">
11     <xsd:annotation>
12         <xsd:documentation>MISSING PERSON</xsd:documentation>
13     </xsd:annotation>
14 </xsd:enumeration>
15 <xsd:enumeration value="NFUF">
16     <xsd:annotation>
17         <xsd:documentation>NON-FEDERAL APPLICANT USER FEE</xsd:documentation>
18     </xsd:annotation>
19 </xsd:enumeration>
20 <xsd:enumeration value="TPFS">
21     <xsd:annotation>
22         <xsd:documentation>TEN-PRINT FINGERPRINT FEATURES SEARCH</xsd:documentation>
23     </xsd:annotation>
24 </xsd:enumeration>
25 <xsd:enumeration value="TPIS">
26     <xsd:annotation>
27         <xsd:documentation>TEN-PRINT FINGERPRINT IMAGE SEARCH</xsd:documentation>
28     </xsd:annotation>
29 </xsd:enumeration>
30 <xsd:enumeration value="ULAC">
31     <xsd:annotation>
32         <xsd:documentation>UNSOLVED LATENT ADD CONFIRM REQUEST</xsd:documentation>
33     </xsd:annotation>
34 </xsd:enumeration>
35 <xsd:enumeration value="ULD">
36     <xsd:annotation>
37         <xsd:documentation>UNSOLVED LATENT RECORD DELETE REQUEST</xsd:documentation>
38     </xsd:annotation>
39 </xsd:enumeration>
40 </xsd:restriction>
41 </xsd:simpleType>
42 <xsd:complexType name="TOTCodeType">
43     <xsd:annotation>
```

```
1      <xsd:appinfo>
2        <i:Base i:namespace="http://niem.gov/niem/structures/2.0" i:name="Object"/>
3      </xsd:appinfo>
4    </xsd:annotation>
5    <xsd:simpleContent>
6      <xsd:extension base="ansi-nist:TOTCodeSimpleType">
7        <xsd:attributeGroup ref="s:SimpleObjectAttributeGroup"/>
8      </xsd:extension>
9    </xsd:simpleContent>
10 </xsd:complexType>
11 <!-- ===== -->
12 <xsd:simpleType name="TSRCodeSimpleType">
13   <xsd:annotation>
14     <xsd:appinfo>
15       <i:Base i:namespace="http://niem.gov/niem/structures/2.0" i:name="Object"/>
16     </xsd:appinfo>
17   </xsd:annotation>
18   <xsd:restriction base="xsd:token">
19     <xsd:enumeration value="P">
20       <xsd:annotation>
21         <xsd:documentation>Pre-commission candidate record with fingerprints</xsd:documentation>
22       </xsd:annotation>
23     </xsd:enumeration>
24     <xsd:enumeration value="V">
25       <xsd:annotation>
26         <xsd:documentation>Civil submission in support of the National Child Protection Act of
27 1993</xsd:documentation>
28       </xsd:annotation>
29     </xsd:enumeration>
30   </xsd:restriction>
31 </xsd:simpleType>
32 <xsd:complexType name="TSRCodeType">
33   <xsd:annotation>
34     <xsd:appinfo>
35       <i:Base i:namespace="http://niem.gov/niem/structures/2.0" i:name="Object"/>
36     </xsd:appinfo>
37   </xsd:annotation>
38   <xsd:simpleContent>
39     <xsd:extension base="ansi-nist:TSRCodeSimpleType">
40       <xsd:attributeGroup ref="s:SimpleObjectAttributeGroup"/>
41     </xsd:extension>
42   </xsd:simpleContent>
43 </xsd:complexType>
```

```
1 <!-- ===== -->
2 <xsd:complexType name="TransactionCharacterSetDirectoryType">
3   <xsd:annotation>
4     <xsd:appinfo>
5       <i:Base i:namespace="http://niem.gov/niem/structures/2.0" i:name="Object"/>
6     </xsd:appinfo>
7   </xsd:annotation>
8   <xsd:complexContent>
9     <xsd:extension base="s:ComplexObjectType">
10      <xsd:sequence>
11        <xsd:element ref="ansi-nist:CharacterSetCommonNameCode"/>
12        <xsd:element ref="ansi-nist:CharacterSetIndexCode"/>
13        <xsd:element ref="ansi-nist:CharacterSetVersionIdentification" minOccurs="0"/>
14      </xsd:sequence>
15    </xsd:extension>
16  </xsd:complexContent>
17 </xsd:complexType>
18 <!-- ===== -->
19 <xsd:complexType name="TransactionContentSummaryType">
20   <xsd:annotation>
21     <xsd:appinfo>
22       <i:Base i:namespace="http://niem.gov/niem/structures/2.0" i:name="Object"/>
23     </xsd:appinfo>
24   </xsd:annotation>
25   <xsd:complexContent>
26     <xsd:extension base="s:ComplexObjectType">
27      <xsd:sequence>
28        <xsd:element ref="ansi-nist:ContentFirstRecordCategoryCode"/>
29        <xsd:element ref="ansi-nist:ContentRecordCount"/>
30        <xsd:element ref="ansi-nist:ContentRecordSummary" maxOccurs="unbounded"/>
31      </xsd:sequence>
32    </xsd:extension>
33  </xsd:complexContent>
34 </xsd:complexType>
35 <!-- ===== -->
36 <xsd:complexType name="TransactionDomainType">
37   <xsd:annotation>
38     <xsd:appinfo>
39       <i:Base i:namespace="http://niem.gov/niem/structures/2.0" i:name="Object"/>
40     </xsd:appinfo>
41   </xsd:annotation>
42   <xsd:complexContent>
43     <xsd:extension base="s:ComplexObjectType">
```



```

1      <xsd:sequence>
2          <xsd:element ref="ansi-nist:DomainVersionNumberIdentification"/>
3          <xsd:element ref="ansi-nist:OrganizationName" minOccurs="0"/>
4      </xsd:sequence>
5  </xsd:extension>
6 </xsd:complexContent>
7 </xsd:complexType>
8 <!-- ===== -->
9 <xsd:complexType name="TransactionImageResolutionType">
10     <xsd:annotation>
11         <xsd:appinfo>
12             <i:Base i:namespace="http://niem.gov/niem/structures/2.0" i:name="Object"/>
13         </xsd:appinfo>
14     </xsd:annotation>
15     <xsd:complexContent>
16         <xsd:extension base="s:ComplexObjectType">
17             <xsd:sequence>
18                 <!-- ===== fieldID="1.011"
19 fieldMnemonic="NSR" == -->
20                 <xsd:element ref="ansi-nist:NativeScanningResolutionValue"/>
21                 <!-- ===== fieldID="1.012"
22 fieldMnemonic="NTR" == -->
23                 <xsd:element ref="ansi-nist:NominalTransmittingResolutionValue"/>
24             </xsd:sequence>
25         </xsd:extension>
26     </xsd:complexContent>
27 </xsd:complexType>
28 <!-- ===== -->
29 <xsd:complexType name="TransactionType">
30     <xsd:annotation>
31         <xsd:documentation>A data type for information pertaining to the transaction being
32 transmitted.</xsd:documentation>
33     <xsd:appinfo>
34         <i:Base i:namespace="http://niem.gov/niem/structures/2.0" i:name="Object"/>
35     </xsd:appinfo>
36 </xsd:annotation>
37 <xsd:complexContent>
38     <xsd:extension base="s:ComplexObjectType">
39         <xsd:sequence>
40             <!-- =====not used ===== -->
41             <xsd:element ref="ansi-nist:TransactionSearchRequestCategoryCode" minOccurs="0" maxOccurs="unbounded"/>
42             <!-- =====not used ===== -->
43             <xsd:element ref="ansi-nist:TransactionSubmissionMilitaryCode" minOccurs="0" maxOccurs="unbounded"/>

```

```
1      <!-- ===== fieldID="1.005"
2 fieldMnemonic="DAT" == -->
3      <xsd:element ref="ansi-nist:TransactionDate"/>
4      <!-- ===== fieldID="1.007"
5 fieldMnemonic="DAI" == -->
6      <xsd:element ref="ansi-nist:TransactionDestinationOrganization"/>
7      <!-- =====not used ===== -->
8      <xsd:element ref="ansi-nist:TransactionHeaderText" minOccurs="0" maxOccurs="unbounded"/>
9      <!-- =====not used ===== -->
10     <xsd:element ref="ansi-nist:TransactionKeyText" minOccurs="0" maxOccurs="unbounded"/>
11     <!-- =====not used ===== -->
12     <xsd:element ref="ansi-nist:TransactionKeyTranslationText" minOccurs="0" maxOccurs="unbounded"/>
13     <!-- =====not used ===== -->
14     <xsd:element ref="ansi-nist:TransactionOrganization" minOccurs="0" maxOccurs="unbounded"/>
15     <!-- ===== fieldID="1.008"
16 fieldMnemonic="ORI" == -->
17     <xsd:element ref="ansi-nist:TransactionOriginatingOrganization"/>
18     <!-- =====not used ===== -->
19     <xsd:element ref="ansi-nist:TransactionReasonText" minOccurs="0" maxOccurs="unbounded"/>
20     <!-- =====not used ===== -->
21     <xsd:element ref="ansi-nist:TransactionUserIdentification" minOccurs="0" maxOccurs="unbounded"/>
22     <!-- ===== fieldID="1.014"
23 fieldMnemonic="GMT" == -->
24     <xsd:element ref="ansi-nist:TransactionUTCDate" minOccurs="0"/>
25     <!-- ===== fieldID="1.009"
26 fieldMnemonic="TCN" == -->
27     <xsd:element ref="ansi-nist:TransactionControlIdentification"/>
28     <!-- ===== fieldID="1.010"
29 fieldMnemonic="TCR" == -->
30     <xsd:element ref="ansi-nist:TransactionControlReferenceIdentification" minOccurs="0"/>
31     <!-- ===== fieldID="1.013"
32 fieldMnemonic="DOM" == -->
33     <xsd:element ref="ansi-nist:TransactionDomain" minOccurs="0"/>
34     <!-- ===== fieldID="1.011"
35 fieldMnemonic="NSR" == -->
36     <!-- ===== fieldID="1.012"
37 fieldMnemonic="NTR" == -->
38     <xsd:element ref="ansi-nist:TransactionImageResolutionDetails"/>
39     <!-- ===== fieldID="1.002"
40 fieldMnemonic="VER" == -->
41     <xsd:element ref="ansi-nist:TransactionMajorVersionValue"/>
42     <xsd:element ref="ansi-nist:TransactionMinorVersionValue"/>
```

```
1      <!-- ===== fieldID="1.006"
2 fieldMnemonic="PRY" == -->
3      <xsd:element ref="ansi-nist:TransactionPriorityValue" minOccurs="0"/>
4      <!-- ===== fieldID="1.004"
5 fieldMnemonic="TOT" == -->
6      <xsd:element ref="ansi-nist:TransactionCategoryCode"/>
7      <!-- ===== fieldID="1.003"
8 fieldMnemonic="CNT" == -->
9      <xsd:element ref="ansi-nist:TransactionContentSummary"/>
10     <!-- ===== fieldID="1.015"
11 fieldMnemonic="DCS" == -->
12     <xsd:element ref="ansi-nist:TransactionCharacterSetDirectory" minOccurs="0" maxOccurs="unbounded"/>
13     </xsd:sequence>
14     </xsd:extension>
15     </xsd:complexContent>
16 </xsd:complexType>
17 <!-- ===== -->
18 <xsd:simpleType name="VODCodeSimpleType">
19     <xsd:annotation>
20     <xsd:appinfo>
21     <i:Base i:namespace="http://niem.gov/niem/structures/2.0" i:name="Object"/>
22     </xsd:appinfo>
23     </xsd:annotation>
24     <xsd:restriction base="xsd:token">
25     <xsd:enumeration value="A">
26     <xsd:annotation>
27     <xsd:documentation>GANICBAOO INTEREST (Atlanta, Georgia)</xsd:documentation>
28     </xsd:annotation>
29     </xsd:enumeration>
30     <xsd:enumeration value="C">
31     <xsd:annotation>
32     <xsd:documentation>ILNICBCOO INTEREST (Chicago, Illinois)</xsd:documentation>
33     </xsd:annotation>
34     </xsd:enumeration>
35     <xsd:enumeration value="D">
36     <xsd:annotation>
37     <xsd:documentation>TXNICBDOO INTEREST (Dallas, Texas)</xsd:documentation>
38     </xsd:annotation>
39     </xsd:enumeration>
40     <xsd:enumeration value="N">
41     <xsd:annotation>
42     <xsd:documentation>NYNICBNOO INTEREST (New York, New York)</xsd:documentation>
43     </xsd:annotation>
```

```
1      </xsd:enumeration>
2      <xsd:enumeration value="S">
3        <xsd:annotation>
4          <xsd:documentation>CANICBSOO INTEREST (San Francisco, California)</xsd:documentation>
5        </xsd:annotation>
6      </xsd:enumeration>
7    </xsd:restriction>
8  </xsd:simpleType>
9  <xsd:complexType name="VODCodeType">
10    <xsd:annotation>
11      <xsd:appinfo>
12        <i:Base i:namespace="http://niem.gov/niem/structures/2.0" i:name="Object"/>
13      </xsd:appinfo>
14    </xsd:annotation>
15    <xsd:simpleContent>
16      <xsd:extension base="ansi-nist:VODCodeSimpleType">
17        <xsd:attributeGroup ref="s:SimpleObjectAttributeGroup"/>
18      </xsd:extension>
19    </xsd:simpleContent>
20  </xsd:complexType>
21  <!-- =====not used===== -->
22  <xsd:element name="ActivityAgencyNotificationIndicator" type="niem-xsd:boolean" nillable="true">
23    <xsd:annotation>
24      <xsd:documentation>A flag which indicates the Investigative Agency is to be notified of any query response which
25 includes this Criminal Justice Entry. </xsd:documentation>
26    </xsd:annotation>
27  </xsd:element>
28  <!-- =====not used===== -->
29  <xsd:element name="ActivityApprovalDate" type="nc:DateType" nillable="true">
30    <xsd:annotation>
31      <xsd:documentation>Date the information was reviewed, signed off, or otherwise approved as a
32 whole.</xsd:documentation>
33    </xsd:annotation>
34  </xsd:element>
35  <!-- =====not used===== -->
36  <xsd:element name="ActivityAugmentation" type="ansi-nist:ActivityAugmentationType" substitutionGroup="s:Augmentation">
37    <xsd:annotation>
38      <xsd:documentation>An augmentation that applies to type nc:ActivityType</xsd:documentation>
39    <xsd:appinfo>
40      <i:AppliesTo i:namespace="http://niem.gov/niem/niem-core/2.0" i:name="ActivityType"/>
41    </xsd:appinfo>
42  </xsd:annotation>
43  </xsd:element>
```

```
1 <!-- =====not used===== -->
2 <xsd:element name="ActivityEndTimeZoneCode" type="ansi-nist:TMZCodeType" nillable="true">
3   <xsd:annotation>
4     <xsd:documentation>Time Zone corresponding to the Activity End time. EDT during the months of Daylight Savings
5 Time.</xsd:documentation>
6   </xsd:annotation>
7 </xsd:element>
8 <!-- =====not used===== -->
9 <xsd:element name="ActivityTimeZoneCode" type="ansi-nist:TMZCodeType" nillable="true">
10  <xsd:annotation>
11    <xsd:documentation>Time Zone corresponding to the Activity time. EDT during the months of Daylight Savings
12 Time.</xsd:documentation>
13  </xsd:annotation>
14 </xsd:element>
15 <!-- ===== -->
16 <xsd:element name="CBEFFCategoryCode" type="nc:TextType">
17   <xsd:annotation>
18     <xsd:documentation>The type of biometric technology.</xsd:documentation>
19   </xsd:annotation>
20 </xsd:element>
21 <!-- ===== -->
22 <xsd:element name="CBEFFFormatCategoryIdentification" type="nc:IdentificationType">
23   <xsd:annotation>
24     <xsd:documentation>The identifier assigned to the format by the owner.</xsd:documentation>
25   </xsd:annotation>
26 </xsd:element>
27 <!-- ===== -->
28 <xsd:element name="CBEFFFormatOwnerIdentification" type="nc:IdentificationType">
29   <xsd:annotation>
30     <xsd:documentation>The identifier assigned to the registered owner of the biometric format used in this
31 record.</xsd:documentation>
32   </xsd:annotation>
33 </xsd:element>
34 <!-- ===== -->
35 <xsd:element substitutionGroup="ansi-nist:RecordImage" name="CBEFFImage" type="ansi-nist:CBEFFImageType">
36   <xsd:annotation>
37     <xsd:appinfo>
38       <i:Base i:name="RecordImage"/>
39     </xsd:appinfo>
40   </xsd:annotation>
41 </xsd:element>
42 <!-- ===== -->
43 <xsd:element name="CBEFFVersionIdentification" type="nc:IdentificationType">
```

```
1     <xsd:annotation>
2     <xsd:documentation>The version of CBEFF specification that this record conforms to.</xsd:documentation>
3     </xsd:annotation>
4 </xsd:element>
5 <!-- ===== -->
6 <xsd:element name="CaptureDate" type="nc:DateType" nillable="true">
7     <xsd:annotation>
8     <xsd:documentation>Date image was captured.</xsd:documentation>
9     </xsd:annotation>
10 </xsd:element>
11 <!-- ===== -->
12 <xsd:element name="CaptureDescription" abstract="true">
13     <xsd:annotation>
14     <xsd:documentation>Type of human monitoring used to capture an image.</xsd:documentation>
15     </xsd:annotation>
16 </xsd:element>
17 <!-- ===== -->
18 <xsd:element substitutionGroup="ansi-nist:CaptureDescription" name="CaptureDescriptionCode" type="ansi-
19 nist:DMMCodeType">
20     <xsd:annotation>
21     <xsd:documentation>Table 25 level of human monitoring of image capture.</xsd:documentation>
22     <xsd:appinfo>
23     <i:Base i:name="CaptureDescription"/>
24     </xsd:appinfo>
25     </xsd:annotation>
26 </xsd:element>
27 <!-- =====not used===== -->
28 <xsd:element substitutionGroup="ansi-nist:CaptureDescription" name="CaptureDescriptionText" type="nc:TextType"
29 nillable="true">
30     <xsd:annotation>
31     <xsd:documentation>Type of human monitoring used to capture an image.</xsd:documentation>
32     <xsd:appinfo>
33     <i:Base i:name="CaptureDescription"/>
34     </xsd:appinfo>
35     </xsd:annotation>
36 </xsd:element>
37 <!-- ===== -->
38 <xsd:element name="CaptureDeviceGlobalIdentification" type="nc:IdentificationType">
39     <xsd:annotation>
40     <xsd:documentation>A globally unique identifier.</xsd:documentation>
41     </xsd:annotation>
42 </xsd:element>
43 <!-- ===== -->
```

```
1 <xsd:element name="CaptureDeviceIdentification" type="nc:IdentificationType">
2   <xsd:annotation>
3     <xsd:documentation>A string identifying the device or source of the image data.</xsd:documentation>
4   </xsd:annotation>
5 </xsd:element>
6 <!-- ===== -->
7 <xsd:element name="CaptureDeviceMakeText" type="nc:TextType">
8   <xsd:annotation>
9     <xsd:documentation>The make of the image capture device.</xsd:documentation>
10  </xsd:annotation>
11 </xsd:element>
12 <!-- ===== -->
13 <xsd:element name="CaptureDeviceModelText" type="nc:TextType">
14   <xsd:annotation>
15     <xsd:documentation>The model of the image capture device.</xsd:documentation>
16   </xsd:annotation>
17 </xsd:element>
18 <!-- ===== -->
19 <xsd:element name="CaptureDeviceMonitoringMode" abstract="true"/>
20 <!-- ===== -->
21 <xsd:element substitutionGroup="ansi-nist:CaptureDeviceMonitoringMode" name="CaptureDeviceMonitoringModeCode"
22 type="nc:TextType">
23   <xsd:annotation>
24     <xsd:appinfo>
25       <i:Base i:name="CaptureDeviceMonitoringMode"/>
26     </xsd:appinfo>
27   </xsd:annotation>
28 </xsd:element>
29 <!-- =====not used===== -->
30 <xsd:element substitutionGroup="ansi-nist:CaptureDeviceMonitoringMode" name="CaptureDeviceMonitoringModeText"
31 type="nc:TextType" nillable="true">
32   <xsd:annotation>
33     <xsd:appinfo>
34       <i:Base i:name="CaptureDeviceMonitoringMode"/>
35     </xsd:appinfo>
36   </xsd:annotation>
37 </xsd:element>
38 <!-- ===== -->
39 <xsd:element name="CaptureDeviceSerialNumberText" type="nc:TextType">
40   <xsd:annotation>
41     <xsd:documentation>The serial number of the image capture device.</xsd:documentation>
42   </xsd:annotation>
43 </xsd:element>
```

```

1      <!-- ===== -->
2      <xsd:element name="CaptureHorizontalPixelDensityValue" type="niem-xsd:nonNegativeInteger">
3          <xsd:annotation>
4              <xsd:documentation>Transmitted pixel density in horizontal direction.</xsd:documentation>
5          </xsd:annotation>
6      </xsd:element>
7      <!-- ===== -->
8      <xsd:element name="CaptureOrganization" type="nc:OrganizationType">
9          <xsd:annotation>
10             <xsd:documentation>The organization that originally captured the facial or SMT image contained in this
11 record.</xsd:documentation>
12         </xsd:annotation>
13     </xsd:element>
14     <!-- ===== -->
15     <xsd:element name="CaptureResolution" abstract="true">
16         <xsd:annotation>
17             <xsd:documentation>A minimum or native resolution indicator.</xsd:documentation>
18         </xsd:annotation>
19     </xsd:element>
20     <!-- ===== -->
21     <xsd:element substitutionGroup="ansi-nist:CaptureResolution" name="CaptureResolutionCode" type="ansi-
22 nist:ISRCodeType">
23         <xsd:annotation>
24             <xsd:documentation>Indicates the minimum or native resolution indicator.</xsd:documentation>
25         <xsd:appinfo>
26             <i:Base i:name="CaptureResolution"/>
27         </xsd:appinfo>
28     </xsd:annotation>
29 </xsd:element>
30 <!-- =====not used===== -->
31 <xsd:element substitutionGroup="ansi-nist:CaptureResolution" name="CaptureResolutionText" type="nc:TextType"
32 nillable="true">
33     <xsd:annotation>
34         <xsd:documentation>A minimum or native resolution indicator.</xsd:documentation>
35     <xsd:appinfo>
36         <i:Base i:name="CaptureResolution"/>
37     </xsd:appinfo>
38 </xsd:annotation>
39 </xsd:element>
40 <!-- ===== -->
41 <xsd:element name="CaptureSource" abstract="true">
42     <xsd:annotation>
43         <xsd:documentation>Source of an image.</xsd:documentation>

```



```
1     </xsd:annotation>
2 </xsd:element>
3 <!-- ===== -->
4 <xsd:element substitutionGroup="ansi-nist:CaptureSource" name="CaptureSourceCode" type="ansi-nist:PASCodeType">
5     <xsd:annotation>
6         <xsd:documentation>Indicates the classification of the source of the image.</xsd:documentation>
7         <xsd:appinfo>
8             <i:Base i:name="CaptureSource"/>
9         </xsd:appinfo>
10    </xsd:annotation>
11 </xsd:element>
12 <!-- =====not used===== -->
13 <xsd:element substitutionGroup="ansi-nist:CaptureSource" name="CaptureSourceText" type="nc:TextType" nillable="true">
14     <xsd:annotation>
15         <xsd:documentation>Source of an image.</xsd:documentation>
16         <xsd:appinfo>
17             <i:Base i:name="CaptureSource"/>
18         </xsd:appinfo>
19     </xsd:annotation>
20 </xsd:element>
21 <!-- ===== -->
22 <xsd:element name="CaptureVerticalPixelDensityValue" type="niem-xsd:nonNegativeInteger">
23     <xsd:annotation>
24         <xsd:documentation>Transmitted pixel density in the vertical direction.</xsd:documentation>
25     </xsd:annotation>
26 </xsd:element>
27 <!-- ===== -->
28 <xsd:element name="CharacterSetCommonNameCode" type="ansi-nist:CSNCodeType">
29     <xsd:annotation>
30         <xsd:documentation>Indicates the common name for the character set associated with the index number that
31 references an associated character set throughout a transaction.</xsd:documentation>
32     </xsd:annotation>
33 </xsd:element>
34 <!-- ===== -->
35 <xsd:element name="CharacterSetIndexCode" type="ansi-nist:CSICodeType">
36     <xsd:annotation>
37         <xsd:documentation>Indicates the three-character identifier for the character set index number that references an
38 associated character set throughout a transaction.</xsd:documentation>
39     </xsd:annotation>
40 </xsd:element>
41 <!-- ===== -->
42 <xsd:element name="CharacterSetVersionIdentification" type="nc:IdentificationType">
43     <xsd:annotation>
```

```
1      <xsd:documentation>A specific character set version.</xsd:documentation>
2    </xsd:annotation>
3  </xsd:element>
4  <!-- =====not used===== -->
5  <xsd:element name="CodeManualCount" type="niem-xsd:nonNegativeInteger" nillable="true">
6    <xsd:annotation>
7      <xsd:documentation>The number of NCIC Code Manuals needed.</xsd:documentation>
8    </xsd:annotation>
9  </xsd:element>
10 <!-- ===== -->
11 <xsd:element name="ContentFirstRecordCategoryCode" type="ansi-nist:RTCCodeType">
12   <xsd:annotation>
13     <xsd:documentation>Type code must be 01</xsd:documentation>
14   </xsd:annotation>
15 </xsd:element>
16 <!-- ===== -->
17 <xsd:element name="ContentRecordCount" type="niem-xsd:nonNegativeInteger">
18   <xsd:annotation>
19     <xsd:documentation>Sum of records, not counting the Type-01 transaction record.</xsd:documentation>
20   </xsd:annotation>
21 </xsd:element>
22 <!-- ===== -->
23 <xsd:element name="ContentRecordSummary" type="ansi-nist:ContentRecordType">
24   <xsd:annotation>
25     <xsd:documentation>One sub-field entry for each logical record in this file other than the Type-01 transaction
26 record.</xsd:documentation>
27   </xsd:annotation>
28 </xsd:element>
29 <!-- ===== -->
30 <xsd:element name="DomainVersionNumberIdentification" type="nc:IdentificationType">
31   <xsd:annotation>
32     <xsd:documentation>Unique version number of an implementation.</xsd:documentation>
33   </xsd:annotation>
34 </xsd:element>
35 <!-- ===== -->
36 <xsd:element substitutionGroup="ansi-nist:RecordImage" name="FaceImage" type="ansi-nist:FaceImageType">
37   <xsd:annotation>
38     <xsd:appinfo>
39       <i:Base i:name="RecordImage"/>
40     </xsd:appinfo>
41   </xsd:annotation>
42 </xsd:element>
43 <!-- ===== -->
```

```
1 <xsd:element name="FaceImage3DPoseAngle" type="ansi-nist:PoseAngleType">
2 <xsd:annotation>
3 <xsd:documentation>The angular offsets of the subject from a full face or a profile, for pose code
4 &apos;D&apos;./</xsd:documentation>
5 </xsd:annotation>
6 </xsd:element>
7 <!-- ===== -->
8 <xsd:element name="FaceImageAcquisitionProfile" abstract="true">
9 <xsd:annotation>
10 <xsd:documentation>The criteria under which the facial image was captured.</xsd:documentation>
11 </xsd:annotation>
12 </xsd:element>
13 <!-- ===== -->
14 <xsd:element substitutionGroup="ansi-nist:FaceImageAcquisitionProfile" name="FaceImageAcquisitionProfileCode"
15 type="ansi-nist:SAPCodeType">
16 <xsd:annotation>
17 <xsd:documentation>Indicates the criteria under which the facial image was captured.</xsd:documentation>
18 <xsd:appinfo>
19 <i:Base i:name="FaceImageAcquisitionProfile"/>
20 </xsd:appinfo>
21 </xsd:annotation>
22 </xsd:element>
23 <!-- =====not used===== -->
24 <xsd:element substitutionGroup="ansi-nist:FaceImageAcquisitionProfile" name="FaceImageAcquisitionProfileText"
25 type="nc:TextType" nillable="true">
26 <xsd:annotation>
27 <xsd:documentation>The criteria under which the facial image was captured.</xsd:documentation>
28 <xsd:appinfo>
29 <i:Base i:name="FaceImageAcquisitionProfile"/>
30 </xsd:appinfo>
31 </xsd:annotation>
32 </xsd:element>
33 <!-- ===== -->
34 <xsd:element name="FaceImageAttribute" type="ansi-nist:FaceImageAttributeType">
35 <xsd:annotation>
36 <xsd:documentation>Information about a single facial attribute.</xsd:documentation>
37 </xsd:annotation>
38 </xsd:element>
39 <!-- ===== -->
40 <xsd:element name="FaceImageAttributeAbstract" abstract="true">
41 <xsd:annotation>
42 <xsd:documentation>Indicates special attributes of the captured facial image.</xsd:documentation>
43 </xsd:annotation>
```

```
1     </xsd:element>
2     <!-- ===== -->
3     <xsd:element substitutionGroup="ansi-nist:FaceImageAttributeAbstract" name="FaceImageAttributeCode" type="ansi-
4 nist:PXSCCodeType">
5         <xsd:annotation>
6             <xsd:documentation>Indicates special attributes of the captured facial image.</xsd:documentation>
7             <xsd:appinfo>
8                 <i:Base i:name="FaceImageAttributeAbstract"/>
9             </xsd:appinfo>
10        </xsd:annotation>
11    </xsd:element>
12    <!-- =====not used===== -->
13    <xsd:element substitutionGroup="ansi-nist:FaceImageAttributeAbstract" name="FaceImageAttributeText" type="nc:TextType"
14 nillable="true">
15        <xsd:annotation>
16            <xsd:documentation>Part 4, Sec 13 NCIC code description, or free text additional information for "other"
17 attributes</xsd:documentation>
18            <xsd:appinfo>
19                <i:Base i:name="FaceImageAttributeAbstract"/>
20            </xsd:appinfo>
21        </xsd:annotation>
22    </xsd:element>
23    <!-- ===== -->
24    <xsd:element name="FaceImageDescription" abstract="true">
25        <xsd:annotation>
26            <xsd:documentation>Indicates the facial expression of the subject and other attributes associated with the
27 subject's captured facial image</xsd:documentation>
28        </xsd:annotation>
29    </xsd:element>
30    <!-- ===== -->
31    <xsd:element substitutionGroup="ansi-nist:FaceImageDescription" name="FaceImageDescriptionCode" type="ansi-
32 nist:XSXSCCodeType">
33        <xsd:annotation>
34            <xsd:documentation>Indicates the facial expression of the subject and other attributes associated with the
35 subject's captured facial image</xsd:documentation>
36            <xsd:appinfo>
37                <i:Base i:name="FaceImageDescription"/>
38            </xsd:appinfo>
39        </xsd:annotation>
40    </xsd:element>
41    <!-- =====not used===== -->
42    <xsd:element substitutionGroup="ansi-nist:FaceImageDescription" name="FaceImageDescriptionText" type="nc:TextType"
43 nillable="true">
```

```
1     <xsd:annotation>
2     <xsd:documentation>Text description of the facial image.</xsd:documentation>
3     <xsd:appinfo>
4     <i:Base i:name="FaceImageDescription"/>
5     </xsd:appinfo>
6     </xsd:annotation>
7 </xsd:element>
8 <!-- ===== -->
9 <xsd:element name="FaceImageEyeColorAttribute" abstract="true">
10    <xsd:annotation>
11    <xsd:documentation>Eye Color shown in an image of a persons face</xsd:documentation>
12    </xsd:annotation>
13 </xsd:element>
14 <!-- ===== -->
15 <xsd:element substitutionGroup="ansi-nist:FaceImageEyeColorAttribute" name="FaceImageEyeColorAttributeCode"
16 type="ansi-nist:SECCodeType">
17    <xsd:annotation>
18    <xsd:documentation>Indicates the eye color of the subject as seen in the photograph.</xsd:documentation>
19    <xsd:appinfo>
20    <i:Base i:name="FaceImageEyeColorAttribute"/>
21    </xsd:appinfo>
22    </xsd:annotation>
23 </xsd:element>
24 <!-- =====not used===== -->
25 <xsd:element substitutionGroup="ansi-nist:FaceImageEyeColorAttribute" name="FaceImageEyeColorAttributeText"
26 type="nc:TextType" nillable="true">
27    <xsd:annotation>
28    <xsd:documentation>Eye Color shown in an image of a persons face</xsd:documentation>
29    <xsd:appinfo>
30    <i:Base i:name="FaceImageEyeColorAttribute"/>
31    </xsd:appinfo>
32    </xsd:annotation>
33 </xsd:element>
34 <!-- ===== -->
35 <xsd:element name="FaceImageFeaturePoint" type="ansi-nist:FaceImageFeaturePointType">
36    <xsd:annotation>
37    <xsd:documentation>A set of attributes describing facial feature points and their locations.</xsd:documentation>
38    </xsd:annotation>
39 </xsd:element>
40 <!-- ===== -->
41 <xsd:element name="FaceImageHairColorAttribute" abstract="true">
42    <xsd:annotation>
43    <xsd:documentation>Hair color shown in an image of a persons face</xsd:documentation>
```

```

1     </xsd:annotation>
2 </xsd:element>
3 <!-- ===== -->
4 <xsd:element substitutionGroup="ansi-nist:FaceImageHairColorAttribute" name="FaceImageHairColorAttributeCode"
5 type="ansi-nist:SHCCodeType">
6     <xsd:annotation>
7         <xsd:documentation>Indicates the hair color of the subject as seen in the photograph.</xsd:documentation>
8         <xsd:appinfo>
9             <i:Base i:name="FaceImageHairColorAttribute"/>
10        </xsd:appinfo>
11    </xsd:annotation>
12 </xsd:element>
13 <!-- =====not used===== -->
14 <xsd:element substitutionGroup="ansi-nist:FaceImageHairColorAttribute" name="FaceImageHairColorAttributeText"
15 type="nc:TextType" nillable="true">
16     <xsd:annotation>
17         <xsd:documentation>Hair color shown in an image of a persons face</xsd:documentation>
18         <xsd:appinfo>
19             <i:Base i:name="FaceImageHairColorAttribute"/>
20        </xsd:appinfo>
21    </xsd:annotation>
22 </xsd:element>
23 <!-- ===== -->
24 <xsd:element name="FaceImagePoseOffsetAngleMeasure" type="niem-xsd:integer">
25     <xsd:annotation>
26         <xsd:documentation>The angular offset of the subject from full face or a profile, for pose code
27 &apos;A&apos;.</xsd:documentation>
28     </xsd:annotation>
29 </xsd:element>
30 <!-- ===== -->
31 <xsd:element name="FaceImageSubjectPose" abstract="true">
32     <xsd:annotation>
33         <xsd:documentation>Indicates the pose of the subject.</xsd:documentation>
34     </xsd:annotation>
35 </xsd:element>
36 <!-- ===== -->
37 <xsd:element substitutionGroup="ansi-nist:FaceImageSubjectPose" name="FaceImageSubjectPoseCode" type="ansi-
38 nist:POSCodeType">
39     <xsd:annotation>
40         <xsd:documentation>Indicates the pose of the subject.</xsd:documentation>
41         <xsd:appinfo>
42             <i:Base i:name="FaceImageSubjectPose"/>
43         </xsd:appinfo>

```

```

1     </xsd:annotation>
2 </xsd:element>
3 <!-- =====not used===== -->
4 <xsd:element substitutionGroup="ansi-nist:FaceImageSubjectPose" name="FaceImageSubjectPoseText" type="nc:TextType"
5 nillable="true">
6     <xsd:annotation>
7         <xsd:documentation>Text description of the pose of a subject.</xsd:documentation>
8         <xsd:appinfo>
9             <i:Base i:name="FaceImageSubjectPose"/>
10        </xsd:appinfo>
11    </xsd:annotation>
12</xsd:element>
13<!-- ===== -->
14<xsd:element name="FeaturePointCategory" abstract="true">
15    <xsd:annotation>
16        <xsd:documentation>Indicates the feature point type of the captured facial image.</xsd:documentation>
17    </xsd:annotation>
18</xsd:element>
19<!-- ===== -->
20<xsd:element substitutionGroup="ansi-nist:FeaturePointCategory" name="FeaturePointCategoryCode" type="ansi-
21nist:SFPCodeType">
22    <xsd:annotation>
23        <xsd:documentation>Indicates the feature point type of the captured facial image.</xsd:documentation>
24    <xsd:appinfo>
25        <i:Base i:name="FeaturePointCategory"/>
26    </xsd:appinfo>
27</xsd:annotation>
28</xsd:element>
29<!-- =====not used===== -->
30<xsd:element substitutionGroup="ansi-nist:FeaturePointCategory" name="FeaturePointCategoryText"
31type="nc:IdentificationType" nillable="true">
32    <xsd:annotation>
33        <xsd:documentation>Text description indicating the type of feature point being described.</xsd:documentation>
34    <xsd:appinfo>
35        <i:Base i:name="FeaturePointCategory"/>
36    </xsd:appinfo>
37</xsd:annotation>
38</xsd:element>
39<!-- ===== -->
40<xsd:element name="FeaturePointHorizontalCoordinateValue" type="niem-xsd:decimal">
41    <xsd:annotation>
42        <xsd:documentation>The X coordinate of a core or delta position of a biometric.</xsd:documentation>
43    </xsd:annotation>

```

```
1 </xsd:element>
2 <!-- ===== -->
3 <xsd:element name="FeaturePointIdentification" type="nc:IdentificationType">
4   <xsd:annotation>
5     <xsd:documentation>Annex K code for a particular feature point.</xsd:documentation>
6   </xsd:annotation>
7 </xsd:element>
8 <!-- ===== -->
9 <xsd:element name="FeaturePointVerticalCoordinateValue" type="niem-xsd:decimal">
10   <xsd:annotation>
11     <xsd:documentation>The Y coordinate of a core or delta position of a biometric.</xsd:documentation>
12   </xsd:annotation>
13 </xsd:element>
14 <!-- ===== -->
15 <xsd:element name="FingerPattern" abstract="true">
16   <xsd:annotation>
17     <xsd:documentation>A particular pattern classification code.</xsd:documentation>
18   </xsd:annotation>
19 </xsd:element>
20 <!-- ===== -->
21 <xsd:element substitutionGroup="ansi-nist:FingerPattern" name="FingerPatternCode" type="nc:TextType">
22   <xsd:annotation>
23     <xsd:appinfo>
24       <i:Base i:name="FingerPattern"/>
25     </xsd:appinfo>
26   </xsd:annotation>
27 </xsd:element>
28 <!-- ===== -->
29 <xsd:element name="FingerPatternCodeSourceCode" type="ansi-nist:PCSCCodeType">
30   <xsd:annotation>
31     <xsd:documentation>Designator of Table 15, or user source of classification codes.</xsd:documentation>
32   </xsd:annotation>
33 </xsd:element>
34 <!-- =====not used===== -->
35 <xsd:element substitutionGroup="ansi-nist:FingerPattern" name="FingerPatternText" type="nc:TextType" nillable="true">
36   <xsd:annotation>
37     <xsd:documentation>A particular pattern classification code. Table 15, or other.</xsd:documentation>
38     <xsd:appinfo>
39       <i:Base i:name="FingerPattern"/>
40     </xsd:appinfo>
41   </xsd:annotation>
42 </xsd:element>
43 <!-- ===== -->
```



```
1 <xsd:element name="FingerPositionCode" type="ansi-nist:FPCCodeType">
2 <xsd:annotation>
3 <xsd:documentation>Set of possible finger position codes, most probable position first.</xsd:documentation>
4 </xsd:annotation>
5 </xsd:element>
6 <!-- ===== -->
7 <xsd:element name="FingerPositionIndicator" type="niem-xsd:boolean">
8 <xsd:annotation>
9 <xsd:documentation>Indicator denoting whether or not a fingerprint image represents a latent print
10 </xsd:documentation>
11 </xsd:annotation>
12 </xsd:element>
13 <!-- ===== -->
14 <xsd:element substitutionGroup="ansi-nist:RecordImage" name="FingerprintImage" type="ansi-nist:FingerprintImageType">
15 <xsd:annotation>
16 <xsd:appinfo>
17 <i:Base i:name="RecordImage"/>
18 </xsd:appinfo>
19 </xsd:annotation>
20 </xsd:element>
21 <!-- ===== -->
22 <xsd:element name="FingerprintImageImpressionCaptureCategory" abstract="true"/>
23 <!-- ===== -->
24 <xsd:element substitutionGroup="ansi-nist:FingerprintImageImpressionCaptureCategory"
25 name="FingerprintImageImpressionCaptureCategoryCode" type="ansi-nist:IMPCCodeType">
26 <xsd:annotation>
27 <xsd:appinfo>
28 <i:Base i:name="FingerprintImageImpressionCaptureCategory"/>
29 </xsd:appinfo>
30 </xsd:annotation>
31 </xsd:element>
32 <!-- =====not used===== -->
33 <xsd:element substitutionGroup="ansi-nist:FingerprintImageImpressionCaptureCategory"
34 name="FingerprintImageImpressionCaptureCategoryText" type="nc:TextType" nillable="true">
35 <xsd:annotation>
36 <xsd:appinfo>
37 <i:Base i:name="FingerprintImageImpressionCaptureCategory"/>
38 </xsd:appinfo>
39 </xsd:annotation>
40 </xsd:element>
41 <!-- ===== -->
42 <xsd:element name="FingerprintImageMajorCasePrint" type="ansi-nist:FingerprintImageMajorCasePrintType">
43 <xsd:annotation>
```

```
1      <xsd:documentation>Information required when finger position code is "19" complete friction ridge
2 exemplars.</xsd:documentation>
3    </xsd:annotation>
4  </xsd:element>
5  <!-- ===== -->
6  <xsd:element name="FingerprintImageNISTQuality" type="ansi-nist:FingerprintImageNISTQualityType"/>
7  <!-- ===== -->
8  <xsd:element name="FingerprintImagePosition" type="ansi-nist:FingerprintType">
9    <xsd:annotation>
10     <xsd:documentation>Set of possible finger position codes, most probable position first.</xsd:documentation>
11   </xsd:annotation>
12 </xsd:element>
13 <!-- ===== -->
14 <xsd:element name="FingerprintImageSegmentationQuality" type="ansi-nist:FingerprintImageQualityType">
15   <xsd:annotation>
16     <xsd:documentation>Information about the accuracy of the slap print segmentation.</xsd:documentation>
17   </xsd:annotation>
18 </xsd:element>
19 <!-- ===== -->
20 <xsd:element name="FingerprintPattern" type="ansi-nist:FingerprintPatternType"/>
21 <!-- ===== -->
22 <xsd:element name="ImageBitsPerPixelQuantity" type="niem-xsd:nonNegativeInteger">
23   <xsd:annotation>
24     <xsd:documentation>The number of bits used to represent a pixel.</xsd:documentation>
25   </xsd:annotation>
26 </xsd:element>
27 <!-- ===== -->
28 <xsd:element name="ImageCaptureDetail" type="ansi-nist:ImageCaptureType">
29   <xsd:annotation>
30     <xsd:documentation>Information regarding the captured (e.g., scanned) image.</xsd:documentation>
31   </xsd:annotation>
32 </xsd:element>
33 <!-- ===== -->
34 <xsd:element name="ImageCategoryCode" type="ansi-nist:IMTCodeType">
35   <xsd:annotation>
36     <xsd:documentation>Indicates the type of image contained in this record</xsd:documentation>
37   </xsd:annotation>
38 </xsd:element>
39 <!-- ===== -->
40 <xsd:element name="ImageColorSpace" abstract="true">
41   <xsd:annotation>
42     <xsd:documentation>Color space used to exchange an image.</xsd:documentation>
43   </xsd:annotation>
```

```
1 </xsd:element>
2 <!-- ===== -->
3 <xsd:element substitutionGroup="ansi-nist:ImageColorSpace" name="ImageColorSpaceCode" type="ansi-nist:CSPCodeType">
4   <xsd:annotation>
5     <xsd:documentation>The color space code used to exchange an image from Table 3.</xsd:documentation>
6     <xsd:appinfo>
7       <i:Base i:name="ImageColorSpace"/>
8     </xsd:appinfo>
9   </xsd:annotation>
10 </xsd:element>
11 <!-- =====not used===== -->
12 <xsd:element substitutionGroup="ansi-nist:ImageColorSpace" name="ImageColorSpaceText" type="nc:TextType"
13 nillable="true">
14   <xsd:annotation>
15     <xsd:documentation>Color space used to exchange an image.</xsd:documentation>
16     <xsd:appinfo>
17       <i:Base i:name="ImageColorSpace"/>
18     </xsd:appinfo>
19   </xsd:annotation>
20 </xsd:element>
21 <!-- ===== -->
22 <xsd:element name="ImageCommentText" type="nc:TextType">
23   <xsd:annotation>
24     <xsd:documentation>Comments or other text information regarding an image.</xsd:documentation>
25   </xsd:annotation>
26 </xsd:element>
27 <!-- ===== -->
28 <xsd:element name="ImageCompressionAlgorithm" abstract="true">
29   <xsd:annotation>
30     <xsd:documentation>ASCII code from Table 1</xsd:documentation>
31   </xsd:annotation>
32 </xsd:element>
33 <!-- ===== -->
34 <xsd:element substitutionGroup="ansi-nist:ImageCompressionAlgorithm" name="ImageCompressionAlgorithmCode" type="ansi-
35 nist:GCACodeType">
36   <xsd:annotation>
37     <xsd:documentation>ASCII code from Table 1</xsd:documentation>
38     <xsd:appinfo>
39       <i:Base i:name="ImageCompressionAlgorithm"/>
40     </xsd:appinfo>
41   </xsd:annotation>
42 </xsd:element>
43 <!-- ===== -->
```

```
1 <xsd:element substitutionGroup="ansi-nist:ImageCompressionAlgorithm" name="ImageCompressionAlgorithmText"
2 type="nc:TextType">
3 <xsd:annotation>
4 <xsd:documentation>ASCII code from Table 1 (e.g. NONE or per domain registrar) or Integer code from Table
5 2.</xsd:documentation>
6 <xsd:appinfo>
7 <i:Base i:name="ImageCompressionAlgorithm"/>
8 </xsd:appinfo>
9 </xsd:annotation>
10 </xsd:element>
11 <!-- ===== -->
12 <xsd:element name="ImageHorizontalLineLengthPixelQuantity" type="niem-xsd:integer">
13 <xsd:annotation>
14 <xsd:documentation>Number of pixels on a single horizontal line.</xsd:documentation>
15 </xsd:annotation>
16 </xsd:element>
17 <!-- ===== -->
18 <xsd:element name="ImageHorizontalPixelDensityValue" type="niem-xsd:nonNegativeInteger">
19 <xsd:annotation>
20 <xsd:documentation>Transmitted pixel density in horizontal direction.</xsd:documentation>
21 </xsd:annotation>
22 </xsd:element>
23 <!-- ===== -->
24 <xsd:element name="ImageQuality" type="ansi-nist:ImageQualityType">
25 <xsd:annotation>
26 <xsd:documentation>Details about the quality of an image.</xsd:documentation>
27 </xsd:annotation>
28 </xsd:element>
29 <!-- ===== -->
30 <xsd:element name="ImageRecordCategoryCode" type="ansi-nist:IRTCodeType">
31 <xsd:annotation>
32 <xsd:documentation>Indicates the type of logical image record.</xsd:documentation>
33 </xsd:annotation>
34 </xsd:element>
35 <!-- ===== -->
36 <xsd:element name="ImageReferenceIdentification" type="nc:IdentificationType">
37 <xsd:annotation>
38 <xsd:documentation>An integer value associated with a particular subject matter object (e.g., a particular
39 finger).</xsd:documentation>
40 </xsd:annotation>
41 </xsd:element>
42 <!-- ===== -->
43 <xsd:element name="ImageScaleUnitsCode" type="ansi-nist:SLCCCodeType">
```

```
1     <xsd:annotation>
2     <xsd:documentation>Indicates the sampling frequency unit designator, pixels per inch, or pixels per
3 centimeter.</xsd:documentation>
4     </xsd:annotation>
5 </xsd:element>
6 <!-- ===== -->
7 <xsd:element name="ImageVerticalLineLengthPixelQuantity" type="niem-xsd:integer">
8     <xsd:annotation>
9     <xsd:documentation>Number of horizontal lines.</xsd:documentation>
10    </xsd:annotation>
11 </xsd:element>
12 <!-- ===== -->
13 <xsd:element name="ImageVerticalPixelDensityValue" type="niem-xsd:nonNegativeInteger">
14     <xsd:annotation>
15     <xsd:documentation>Transmitted pixel density in the vertical direction.</xsd:documentation>
16     </xsd:annotation>
17 </xsd:element>
18 <!-- ===== -->
19 <xsd:element name="IrisEyeColorAttributeCode" type="ansi-nist:SECCodeType">
20     <xsd:annotation>
21     <xsd:documentation>Table 22, eye color code.</xsd:documentation>
22     </xsd:annotation>
23 </xsd:element>
24 <!-- ===== -->
25 <xsd:element name="IrisEyePosition" abstract="true">
26     <xsd:annotation>
27     <xsd:documentation>Designates which eye is represented by the image.</xsd:documentation>
28     </xsd:annotation>
29 </xsd:element>
30 <!-- ===== -->
31 <xsd:element substitutionGroup="ansi-nist:IrisEyePosition" name="IrisEyePositionCode" type="ansi-nist:FIDCodeType">
32     <xsd:annotation>
33     <xsd:documentation>Designates which eye is represented by the image.</xsd:documentation>
34     <xsd:appinfo>
35     <i:Base i:name="IrisEyePosition"/>
36     </xsd:appinfo>
37     </xsd:annotation>
38 </xsd:element>
39 <!-- =====not used===== -->
40 <xsd:element substitutionGroup="ansi-nist:IrisEyePosition" name="IrisEyePositionText" type="nc:TextType"
41 nillable="true">
42     <xsd:annotation>
43     <xsd:documentation>Which eye is represented by the text.</xsd:documentation>
```

```

1      <xsd:appinfo>
2          <i:Base i:name="IrisEyePosition"/>
3      </xsd:appinfo>
4  </xsd:annotation>
5 </xsd:element>
6 <!-- ===== -->
7 <xsd:element name="IrisEyeRotationAngleMeasure" type="niem-xsd:nonNegativeInteger">
8     <xsd:annotation>
9         <xsd:documentation>The rotation angle of the image.</xsd:documentation>
10    </xsd:annotation>
11 </xsd:element>
12 <!-- ===== -->
13 <xsd:element name="IrisEyeRotationUncertaintyValueText" type="nc:TextType">
14     <xsd:annotation>
15         <xsd:documentation>Image rotation uncertainty.</xsd:documentation>
16     </xsd:annotation>
17 </xsd:element>
18 <!-- ===== -->
19 <xsd:element substitutionGroup="ansi-nist:RecordImage" name="IrisImage" type="ansi-nist:IrisImageType">
20     <xsd:annotation>
21         <xsd:appinfo>
22             <i:Base i:name="RecordImage"/>
23         </xsd:appinfo>
24     </xsd:annotation>
25 </xsd:element>
26 <!-- ===== -->
27 <xsd:element name="IrisImageAcquisitionLightingSpectrumValue" type="ansi-nist:ALSCodeType">
28     <xsd:annotation>
29         <xsd:documentation>Indicates the lighting spectrum used in capturing the iris image.</xsd:documentation>
30     </xsd:annotation>
31 </xsd:element>
32 <!-- ===== -->
33 <xsd:element name="IrisImageCapture" type="ansi-nist:IrisImageCaptureType"/>
34 <!-- ===== -->
35 <xsd:element name="IrisImageHorizontalOrientation" abstract="true">
36     <xsd:annotation>
37         <xsd:documentation>Indicates the horizontal orientation of an image.</xsd:documentation>
38     </xsd:annotation>
39 </xsd:element>
40 <!-- ===== -->
41 <xsd:element substitutionGroup="ansi-nist:IrisImageHorizontalOrientation" name="IrisImageHorizontalOrientationCode"
42 type="ansi-nist:IOCCodeType">
43     <xsd:annotation>

```

```

1      <xsd:documentation>Indicates the horizontal orientation of an image.</xsd:documentation>
2      <xsd:appinfo>
3          <i:Base i:name="IrisImageHorizontalOrientation"/>
4      </xsd:appinfo>
5  </xsd:annotation>
6 </xsd:element>
7 <!-- =====not used===== -->
8 <xsd:element substitutionGroup="ansi-nist:IrisImageHorizontalOrientation" name="IrisImageHorizontalOrientationText"
9 type="nc:TextType" nillable="true">
10 <xsd:annotation>
11 <xsd:documentation>Indicates the horizontal orientation of an image.</xsd:documentation>
12 <xsd:appinfo>
13 <i:Base i:name="IrisImageHorizontalOrientation"/>
14 </xsd:appinfo>
15 </xsd:annotation>
16 </xsd:element>
17 <!-- ===== -->
18 <xsd:element name="IrisImageScanCategory" abstract="true">
19 <xsd:annotation>
20 <xsd:documentation>Criteria under which the image was captured.</xsd:documentation>
21 </xsd:annotation>
22 </xsd:element>
23 <!-- ===== -->
24 <xsd:element substitutionGroup="ansi-nist:IrisImageScanCategory" name="IrisImageScanCategoryCode" type="ansi-
25 nist:ICTCodeType">
26 <xsd:annotation>
27 <xsd:documentation>Iris image scan type code.</xsd:documentation>
28 <xsd:appinfo>
29 <i:Base i:name="IrisImageScanCategory"/>
30 </xsd:appinfo>
31 </xsd:annotation>
32 </xsd:element>
33 <!-- =====not used===== -->
34 <xsd:element substitutionGroup="ansi-nist:IrisImageScanCategory" name="IrisImageScanCategoryText" type="nc:TextType"
35 nillable="true">
36 <xsd:annotation>
37 <xsd:documentation>Criteria under which the image was captured.</xsd:documentation>
38 <xsd:appinfo>
39 <i:Base i:name="IrisImageScanCategory"/>
40 </xsd:appinfo>
41 </xsd:annotation>
42 </xsd:element>
43 <!-- ===== -->

```

```
1 <xsd:element name="IrisImageVerticalOrientation" abstract="true">
2 <xsd:annotation>
3 <xsd:documentation>Indicates the vertical orientation of an image.</xsd:documentation>
4 </xsd:annotation>
5 </xsd:element>
6 <!-- ===== -->
7 <xsd:element substitutionGroup="ansi-nist:IrisImageVerticalOrientation" name="IrisImageVerticalOrientationCode"
8 type="ansi-nist:IOCCodeType">
9 <xsd:annotation>
10 <xsd:documentation>Indicates the vertical orientation of an image.</xsd:documentation>
11 <xsd:appinfo>
12 <i:Base i:name="IrisImageVerticalOrientation"/>
13 </xsd:appinfo>
14 </xsd:annotation>
15 </xsd:element>
16 <!-- =====not used===== -->
17 <xsd:element substitutionGroup="ansi-nist:IrisImageVerticalOrientation" name="IrisImageVerticalOrientationText"
18 type="nc:TextType" nillable="true">
19 <xsd:annotation>
20 <xsd:documentation>Indicates the vertical orientation of an image.</xsd:documentation>
21 <xsd:appinfo>
22 <i:Base i:name="IrisImageVerticalOrientation"/>
23 </xsd:appinfo>
24 </xsd:annotation>
25 </xsd:element>
26 <!-- ===== -->
27 <xsd:element name="MajorCasePrintCode" type="ansi-nist:FERCodeType">
28 <xsd:annotation>
29 <xsd:documentation>An exemplar image type code from Table 30.</xsd:documentation>
30 </xsd:annotation>
31 </xsd:element>
32 <!-- ===== -->
33 <xsd:element name="MajorCasePrintSegmentOffset" type="ansi-nist:MajorCasePrintSegmentOffsetType">
34 <xsd:annotation>
35 <xsd:documentation>Data describing the type and location of segments within a complete friction ridge exemplars
36 image or slap print image.</xsd:documentation>
37 </xsd:annotation>
38 </xsd:element>
39 <!-- =====not used===== -->
40 <xsd:element name="MajorCasePrintText" type="nc:TextType" nillable="true">
41 <xsd:annotation>
42 <xsd:documentation>Type of exemplar image.</xsd:documentation>
43 </xsd:annotation>
```



```
1 </xsd:element>
2 <!-- =====not used===== -->
3 <xsd:element name="MaximumRangeIdentification" type="nc:IdentificationType" nillable="true">
4   <xsd:annotation>
5     <xsd:documentation>Highest Value in consecutive Number Range</xsd:documentation>
6   </xsd:annotation>
7 </xsd:element>
8 <!-- =====not used===== -->
9 <xsd:element name="MinimumRangeIdentification" type="nc:IdentificationType" nillable="true">
10   <xsd:annotation>
11     <xsd:documentation>Lowest Value in consecutive Number Range</xsd:documentation>
12   </xsd:annotation>
13 </xsd:element>
14 <!-- ===== -->
15 <xsd:element name="MinutiaCategory" abstract="true">
16   <xsd:annotation>
17     <xsd:documentation>Indicates the minutia type</xsd:documentation>
18   </xsd:annotation>
19 </xsd:element>
20 <!-- ===== -->
21 <xsd:element substitutionGroup="ansi-nist:MinutiaCategory" name="MinutiaCategoryCode" type="ansi-nist:MTCCCodeType">
22   <xsd:annotation>
23     <xsd:documentation>Indicates the minutia type</xsd:documentation>
24   <xsd:appinfo>
25     <i:Base i:name="MinutiaCategory"/>
26   </xsd:appinfo>
27 </xsd:annotation>
28 </xsd:element>
29 <!-- =====not used===== -->
30 <xsd:element substitutionGroup="ansi-nist:MinutiaCategory" name="MinutiaCategoryText" type="nc:TextType"
31 nillable="true">
32   <xsd:annotation>
33     <xsd:documentation>Text describing the type of minutia</xsd:documentation>
34   <xsd:appinfo>
35     <i:Base i:name="MinutiaCategory"/>
36   </xsd:appinfo>
37 </xsd:annotation>
38 </xsd:element>
39 <!-- ===== -->
40 <xsd:element name="MinutiaDetail" type="ansi-nist:MinutiaType">
41   <xsd:annotation>
42     <xsd:documentation>Information about one finger or palmprint minutia object.</xsd:documentation>
43   </xsd:annotation>
```

```
1 </xsd:element>
2 <!-- ===== -->
3 <xsd:element name="MinutiaIdentification" type="nc:IdentificationType">
4   <xsd:annotation>
5     <xsd:documentation>An integer value sequentially assigned to minutia in this record.</xsd:documentation>
6   </xsd:annotation>
7 </xsd:element>
8 <!-- ===== -->
9 <xsd:element name="MinutiaPosition" type="ansi-nist:MinutiaPositionType">
10  <xsd:annotation>
11    <xsd:documentation>A set of coordinates describing the position of a single minutia.</xsd:documentation>
12  </xsd:annotation>
13 </xsd:element>
14 <!-- ===== -->
15 <xsd:element name="MinutiaQualityValue" type="niem-xsd:nonNegativeInteger">
16  <xsd:annotation>
17    <xsd:documentation>A confidence level quality value.</xsd:documentation>
18  </xsd:annotation>
19 </xsd:element>
20 <!-- ===== -->
21 <xsd:element name="MinutiaRidgeCount" type="ansi-nist:MinutiaRidgeCountType">
22  <xsd:annotation>
23    <xsd:documentation>A set of measurements from this minutia point to distant minutia points.</xsd:documentation>
24  </xsd:annotation>
25 </xsd:element>
26 <!-- ===== -->
27 <xsd:element name="Minutiae" type="ansi-nist:MinutiaeType"/>
28 <!-- ===== -->
29 <xsd:element name="MinutiaeFingerCorePosition" type="ansi-nist:MinutiaeFingerPositionType">
30  <xsd:annotation>
31    <xsd:documentation>The position of the finger's pattern core.</xsd:documentation>
32  </xsd:annotation>
33 </xsd:element>
34 <!-- ===== -->
35 <xsd:element name="MinutiaeFingerDeltaPosition" type="ansi-nist:MinutiaeFingerPositionType">
36  <xsd:annotation>
37    <xsd:documentation>The position of the finger's pattern delta.</xsd:documentation>
38  </xsd:annotation>
39 </xsd:element>
40 <!-- ===== -->
41 <xsd:element name="MinutiaeFingerPatternDetail" type="ansi-nist:MinutiaeFingerPatternType">
42  <xsd:annotation>
```

```
1      <xsd:documentation>A repeatable subelement containing details about a fingerprint pattern. The first occurrence
2 is the primary pattern, others are reference patterns.</xsd:documentation>
3    </xsd:annotation>
4  </xsd:element>
5  <!-- ===== -->
6  <xsd:element name="MinutiaeFingerPosition" abstract="true"/>
7  <!-- ===== -->
8  <xsd:element substitutionGroup="ansi-nist:MinutiaeFingerPosition" name="MinutiaeFingerPositionCode"
9 type="nc:TextType">
10    <xsd:annotation>
11      <xsd:appinfo>
12        <i:Base i:name="MinutiaeFingerPosition"/>
13      </xsd:appinfo>
14    </xsd:annotation>
15  </xsd:element>
16  <!-- =====not used===== -->
17  <xsd:element substitutionGroup="ansi-nist:MinutiaeFingerPosition" name="MinutiaeFingerPositionText" type="nc:TextType"
18 nillable="true">
19    <xsd:annotation>
20      <xsd:appinfo>
21        <i:Base i:name="MinutiaeFingerPosition"/>
22      </xsd:appinfo>
23    </xsd:annotation>
24  </xsd:element>
25  <!-- ===== -->
26  <xsd:element name="MinutiaeFormatNISTStandardIndicator" type="niem-xsd:boolean">
27    <xsd:annotation>
28      <xsd:documentation>Designator of standard or user-defined format.</xsd:documentation>
29    </xsd:annotation>
30  </xsd:element>
31  <!-- ===== -->
32  <xsd:element name="MinutiaeImpressionCaptureCategory" abstract="true"/>
33  <!-- ===== -->
34  <xsd:element substitutionGroup="ansi-nist:MinutiaeImpressionCaptureCategory"
35 name="MinutiaeImpressionCaptureCategoryCode" type="nc:TextType">
36    <xsd:annotation>
37      <xsd:appinfo>
38        <i:Base i:name="MinutiaeImpressionCaptureCategory"/>
39      </xsd:appinfo>
40    </xsd:annotation>
41  </xsd:element>
42  <!-- =====not used===== -->
```

```
1 <xsd:element substitutionGroup="ansi-nist:MinutiaeImpressionCaptureCategory"
2 name="MinutiaeImpressionCaptureCategoryText" type="nc:TextType" nillable="true">
3 <xsd:annotation>
4 <xsd:appinfo>
5 <i:Base i:name="MinutiaeImpressionCaptureCategory"/>
6 </xsd:appinfo>
7 </xsd:annotation>
8 </xsd:element>
9 <!-- ===== -->
10 <xsd:element name="MinutiaeNISTStandard" type="ansi-nist:NISTStandardMinutiaeType">
11 <xsd:annotation>
12 <xsd:documentation>Details regarding NIST Standard Minutiae</xsd:documentation>
13 </xsd:annotation>
14 </xsd:element>
15 <!-- ===== -->
16 <xsd:element name="MinutiaePalmPosition" abstract="true"/>
17 <!-- ===== -->
18 <xsd:element substitutionGroup="ansi-nist:MinutiaePalmPosition" name="MinutiaePalmPositionCode" type="nc:TextType">
19 <xsd:annotation>
20 <xsd:appinfo>
21 <i:Base i:name="MinutiaePalmPosition"/>
22 </xsd:appinfo>
23 </xsd:annotation>
24 </xsd:element>
25 <!-- =====not used===== -->
26 <xsd:element substitutionGroup="ansi-nist:MinutiaePalmPosition" name="MinutiaePalmPositionText" type="nc:TextType"
27 nillable="true">
28 <xsd:annotation>
29 <xsd:appinfo>
30 <i:Base i:name="MinutiaePalmPosition"/>
31 </xsd:appinfo>
32 </xsd:annotation>
33 </xsd:element>
34 <!-- ===== -->
35 <xsd:element name="MinutiaeQuantity" type="niem-xsd:nonNegativeInteger">
36 <xsd:annotation>
37 <xsd:documentation>The number of minutiae recorded for this finger or palmprint.</xsd:documentation>
38 </xsd:annotation>
39 </xsd:element>
40 <!-- ===== -->
41 <xsd:element name="MinutiaeReadingSystem" type="ansi-nist:MinutiaeReadingSystemType">
42 <xsd:annotation>
43 <xsd:documentation>Designator of standard or user-defined format.</xsd:documentation>
```

```
1     </xsd:annotation>
2 </xsd:element>
3 <!-- ===== -->
4 <xsd:element name="MinutiaeRidgeCountIndicator" type="niem-xsd:boolean">
5     <xsd:annotation>
6         <xsd:documentation>Designates whether minutiae data record contains ridge count information.</xsd:documentation>
7     </xsd:annotation>
8 </xsd:element>
9 <!-- ===== -->
10 <xsd:element name="NISTImage" type="ansi-nist:NISTImageType"/>
11 <!-- ===== -->
12 <xsd:element name="NISTQualityMeasure" type="niem-xsd:nonNegativeInteger">
13     <xsd:annotation>
14         <xsd:documentation>The value of a NIST Fingerprint Image Quality score, predicted matcher
15 accuracy.</xsd:documentation>
16     </xsd:annotation>
17 </xsd:element>
18 <!-- ===== -->
19 <xsd:element name="NativeScanningResolutionValue" type="niem-xsd:decimal">
20     <xsd:annotation>
21         <xsd:documentation>In pixels per mm, the native resolution of transaction originator's scanning
22 equipment.</xsd:documentation>
23     </xsd:annotation>
24 </xsd:element>
25 <!-- =====not used===== -->
26 <xsd:element name="NewsletterCount" type="niem-xsd:nonNegativeInteger" nillable="true">
27     <xsd:annotation>
28         <xsd:documentation>The number of CJIS newsletters needed.</xsd:documentation>
29     </xsd:annotation>
30 </xsd:element>
31 <!-- ===== -->
32 <xsd:element name="NominalTransmittingResolutionValue" type="niem-xsd:decimal">
33     <xsd:annotation>
34         <xsd:documentation>In pixels per mm, this transaction's transmitting resolution.</xsd:documentation>
35     </xsd:annotation>
36 </xsd:element>
37 <!-- =====not used===== -->
38 <xsd:element name="OperatingManualCount" type="niem-xsd:nonNegativeInteger" nillable="true">
39     <xsd:annotation>
40         <xsd:documentation>The number of Operating Manuals needed.</xsd:documentation>
41     </xsd:annotation>
42 </xsd:element>
43 <!-- =====not used===== -->
```

```
1 <xsd:element name="OrganizationDocumentCount" type="ansi-nist:OrganizationDocumentCountType" nillable="true">
2   <xsd:annotation>
3     <xsd:documentation>Data regarding the document counts for the ORI being entered.</xsd:documentation>
4   </xsd:annotation>
5 </xsd:element>
6 <!-- ===== -->
7 <xsd:element name="OrganizationName" type="nc:TextType">
8   <xsd:annotation>
9     <xsd:documentation>Unique domain agency identifier.</xsd:documentation>
10  </xsd:annotation>
11 </xsd:element>
12 <!-- ===== -->
13 <xsd:element name="PalmPosition" abstract="true">
14   <xsd:annotation>
15     <xsd:documentation>Indicates the location on the palm that a print represents.</xsd:documentation>
16   </xsd:annotation>
17 </xsd:element>
18 <!-- ===== -->
19 <xsd:element substitutionGroup="ansi-nist:PalmPosition" name="PalmPositionCode" type="ansi-nist:PPCCodeType">
20   <xsd:annotation>
21     <xsd:documentation>Indicates the location on the palm that a print represents.</xsd:documentation>
22   <xsd:appinfo>
23     <i:Base i:name="PalmPosition"/>
24   </xsd:appinfo>
25 </xsd:annotation>
26 </xsd:element>
27 <!-- =====not used===== -->
28 <xsd:element substitutionGroup="ansi-nist:PalmPosition" name="PalmPositionText" type="nc:TextType" nillable="true">
29   <xsd:annotation>
30     <xsd:documentation>Text indicating the location on the palm that a print represents.</xsd:documentation>
31   <xsd:appinfo>
32     <i:Base i:name="PalmPosition"/>
33   </xsd:appinfo>
34 </xsd:annotation>
35 </xsd:element>
36 <!-- ===== -->
37 <xsd:element substitutionGroup="ansi-nist:RecordImage" name="PalmprintImage" type="ansi-nist:PalmpointImageType">
38   <xsd:annotation>
39     <xsd:appinfo>
40       <i:Base i:name="RecordImage"/>
41     </xsd:appinfo>
42   </xsd:annotation>
43 </xsd:element>
```

```
1 <!-- ===== -->
2 <xsd:element name="PatternCodeSourceCode" type="ansi-nist:PCSCCodeType">
3   <xsd:annotation>
4     <xsd:documentation>Designator of Table 15, or user source of classification codes.</xsd:documentation>
5   </xsd:annotation>
6 </xsd:element>
7 <!-- ===== -->
8 <xsd:element name="PatternCorePosition" type="ansi-nist:MinutiaPositionType">
9   <xsd:annotation>
10    <xsd:documentation>A set of coordinates describing the position of a pattern's core or
11 delta.</xsd:documentation>
12   </xsd:annotation>
13 </xsd:element>
14 <!-- ===== -->
15 <xsd:element name="PatternDeltaPosition" type="ansi-nist:MinutiaPositionType">
16   <xsd:annotation>
17     <xsd:documentation>The position of the finger's pattern delta.</xsd:documentation>
18   </xsd:annotation>
19 </xsd:element>
20 <!-- =====not used===== -->
21 <xsd:element name="PatternNISTStandardText" type="nc:TextType" nillable="true">
22   <xsd:annotation>
23     <xsd:documentation>A particular pattern classification code. Table 15, or other.</xsd:documentation>
24   </xsd:annotation>
25 </xsd:element>
26 <!-- =====not used===== -->
27 <xsd:element name="PatternUserText" type="nc:TextType" nillable="true">
28   <xsd:annotation>
29     <xsd:documentation>A particular pattern classification code. Table 15, or other.</xsd:documentation>
30   </xsd:annotation>
31 </xsd:element>
32 <!-- ===== -->
33 <xsd:element name="PhysicalFeatureCategoryCode" type="ansi-nist:SMDCCodeType">
34   <xsd:annotation>
35     <xsd:documentation>Indicates the source of the image as being a scar, a mark, or a tattoo.</xsd:documentation>
36   </xsd:annotation>
37 </xsd:element>
38 <!-- ===== -->
39 <xsd:element name="PhysicalFeatureClassCode" type="ansi-nist:PCCCodeType">
40   <xsd:annotation>
41     <xsd:documentation>Indicates the human tattoo class of an SMT, OTHER if not tattoo.</xsd:documentation>
42   </xsd:annotation>
43 </xsd:element>
```

```
1 <!-- ===== -->
2 <xsd:element name="PhysicalFeatureColorDetail" type="ansi-nist:PhysicalFeatureColorDetailType"/>
3 <!-- ===== -->
4 <xsd:element name="PhysicalFeatureDescriptionDetail" type="ansi-nist:PhysicalFeatureDescriptionType">
5   <xsd:annotation>
6     <xsd:documentation>A complete description of scars, marks, or tattoos visible in a transmitted
7 image</xsd:documentation>
8   </xsd:annotation>
9 </xsd:element>
10 <!-- ===== -->
11 <xsd:element name="PhysicalFeatureDescriptionText" type="nc:TextType">
12   <xsd:annotation>
13     <xsd:documentation>Additional free text qualifiers describing the contents of the image.</xsd:documentation>
14   </xsd:annotation>
15 </xsd:element>
16 <!-- ===== -->
17 <xsd:element name="PhysicalFeatureHeightMeasure" type="niem-xsd:nonNegativeInteger">
18   <xsd:annotation>
19     <xsd:documentation>The feature's height in whole centimeters</xsd:documentation>
20   </xsd:annotation>
21 </xsd:element>
22 <!-- ===== -->
23 <xsd:element substitutionGroup="ansi-nist:RecordImage" name="PhysicalFeatureImage" type="ansi-
24 nist:PhysicalFeatureImageType">
25   <xsd:annotation>
26     <xsd:appinfo>
27       <i:Base i:name="RecordImage"/>
28     </xsd:appinfo>
29   </xsd:annotation>
30 </xsd:element>
31 <!-- ===== -->
32 <xsd:element name="PhysicalFeatureNCICCode" type="fbi:SMTCodeType">
33   <xsd:annotation>
34     <xsd:documentation>NCIC code for a particular scar, mark, or tattoo.</xsd:documentation>
35   </xsd:annotation>
36 </xsd:element>
37 <!-- ===== -->
38 <xsd:element name="PhysicalFeaturePrimaryColorCode" type="ansi-nist:COLCodeType">
39   <xsd:annotation>
40     <xsd:documentation>Primary Color of a tattoo in an image.</xsd:documentation>
41   </xsd:annotation>
42 </xsd:element>
43 <!-- ===== -->
```



```
1 <xsd:element name="PhysicalFeatureSecondaryColorCode" type="ansi-nist:COLCodeType">
2   <xsd:annotation>
3     <xsd:documentation>Secondary Color of a tattoo in an image.</xsd:documentation>
4   </xsd:annotation>
5 </xsd:element>
6 <!-- ===== -->
7 <xsd:element name="PhysicalFeatureSize" type="ansi-nist:PhysicalFeatureSizeType">
8   <xsd:annotation>
9     <xsd:documentation>The dimensions of the scar, mark, or tattoo.</xsd:documentation>
10  </xsd:annotation>
11 </xsd:element>
12 <!-- ===== -->
13 <xsd:element name="PhysicalFeatureSubClassCode" type="ansi-nist:PSCCodeType">
14   <xsd:annotation>
15     <xsd:documentation>Indicates the human tattoo subclass of an SMT, MISC if not tattoo.</xsd:documentation>
16   </xsd:annotation>
17 </xsd:element>
18 <!-- ===== -->
19 <xsd:element name="PhysicalFeatureWidthMeasure" type="niem-xsd:nonNegativeInteger">
20   <xsd:annotation>
21     <xsd:documentation>The feature's width in whole centimeters</xsd:documentation>
22   </xsd:annotation>
23 </xsd:element>
24 <!-- ===== -->
25 <xsd:element name="PosePitchAngleMeasure" type="niem-xsd:integer">
26   <xsd:annotation>
27     <xsd:documentation>Rotation about the horizontal 'x' axis.</xsd:documentation>
28   </xsd:annotation>
29 </xsd:element>
30 <!-- ===== -->
31 <xsd:element name="PosePitchUncertaintyValue" type="niem-xsd:nonNegativeInteger">
32   <xsd:annotation>
33     <xsd:documentation>The pitch uncertainty.</xsd:documentation>
34   </xsd:annotation>
35 </xsd:element>
36 <!-- ===== -->
37 <xsd:element name="PoseRollAngleMeasure" type="niem-xsd:integer">
38   <xsd:annotation>
39     <xsd:documentation>Rotation about the 'z' axis.</xsd:documentation>
40   </xsd:annotation>
41 </xsd:element>
42 <!-- ===== -->
43 <xsd:element name="PoseRollUncertaintyValue" type="niem-xsd:nonNegativeInteger">
```

```
1     <xsd:annotation>
2       <xsd:documentation>The roll uncertainty.</xsd:documentation>
3     </xsd:annotation>
4   </xsd:element>
5   <!-- ===== -->
6   <xsd:element name="PoseYawAngleMeasure" type="niem-xsd:integer">
7     <xsd:annotation>
8       <xsd:documentation>Rotation about the vertical &apos;y&apos; axis.</xsd:documentation>
9     </xsd:annotation>
10  </xsd:element>
11  <!-- ===== -->
12  <xsd:element name="PoseYawUncertaintyValue" type="niem-xsd:nonNegativeInteger">
13    <xsd:annotation>
14      <xsd:documentation>The yaw uncertainty.</xsd:documentation>
15    </xsd:annotation>
16  </xsd:element>
17  <!-- ===== -->
18  <xsd:element name="PositionBottomCoordinateValue" type="niem-xsd:nonNegativeInteger">
19    <xsd:annotation>
20      <xsd:documentation>In pixels, the bottom vertical offset of the segment box within an image.</xsd:documentation>
21    </xsd:annotation>
22  </xsd:element>
23  <!-- =====not used===== -->
24  <xsd:element name="PositionDirectionDegreeValue" type="niem-xsd:nonNegativeInteger" nillable="true">
25    <xsd:annotation>
26      <xsd:documentation>Direction of the core opening, through the center of curvature for the innermost recurve at
27 maximum curvature in integer degrees (000 to 360)</xsd:documentation>
28    </xsd:annotation>
29  </xsd:element>
30  <!-- ===== -->
31  <xsd:element name="PositionHorizontalCoordinateValue" type="niem-xsd:nonNegativeInteger">
32    <xsd:annotation>
33      <xsd:documentation>The minutia&apos;s X coordinate</xsd:documentation>
34    </xsd:annotation>
35  </xsd:element>
36  <!-- ===== -->
37  <xsd:element name="PositionThetaAngleMeasure" type="niem-xsd:nonNegativeInteger">
38    <xsd:annotation>
39      <xsd:documentation>The minutia&apos;s theta angle</xsd:documentation>
40    </xsd:annotation>
41  </xsd:element>
42  <!-- ===== -->
43  <xsd:element name="PositionTopCoordinateValue" type="niem-xsd:nonNegativeInteger">
```

```
1     <xsd:annotation>
2     <xsd:documentation>In pixels, the top vertical offset of the segment box within an image.</xsd:documentation>
3     </xsd:annotation>
4     </xsd:element>
5     <!-- ===== -->
6     <xsd:element name="PositionUncertaintyValue" type="niem-xsd:nonNegativeInteger">
7     <xsd:annotation>
8     <xsd:documentation>Radius of position uncertainty (PUM) in the manual or automatic placement of the core in
9 integer units of 10 micrometers.</xsd:documentation>
10    </xsd:annotation>
11    </xsd:element>
12    <!-- ===== -->
13    <xsd:element name="PositionVerticalCoordinateValue" type="niem-xsd:nonNegativeInteger">
14    <xsd:annotation>
15    <xsd:documentation>The minutia's Y coordinate</xsd:documentation>
16    </xsd:annotation>
17    </xsd:element>
18    <!-- =====not used===== -->
19    <xsd:element name="ProtectionOrderAugmentation" type="ansi-nist:ProtectionOrderAugmentationType"
20 substitutionGroup="s:Augmentation">
21    <xsd:annotation>
22    <xsd:documentation>An augmentation that applies to j:ProtectionOrderType</xsd:documentation>
23    <xsd:appinfo>
24    <i:AppliesTo i:namespace="http://niem.gov/niem/domains/jxdm/4.0" i:name="ProtectionOrderType"/>
25    </xsd:appinfo>
26    </xsd:annotation>
27    </xsd:element>
28    <!-- =====not used===== -->
29    <xsd:element name="ProtectionOrderBradyIndicator" type="nc:TextType" nillable="true">
30    <xsd:annotation>
31    <xsd:documentation>Indicates whether the subject is considered Brady disqualified.</xsd:documentation>
32    </xsd:annotation>
33    </xsd:element>
34    <!-- =====not used===== -->
35    <xsd:element name="ProtectionOrderConditionText" type="ansi-nist:IndicatorCodeType" nillable="true">
36    <xsd:annotation>
37    <xsd:documentation>Translation of the Protection Order Condition Indicates Response Message.</xsd:documentation>
38    </xsd:annotation>
39    </xsd:element>
40    <!-- ===== -->
41    <xsd:element name="QualityAlgorithmProductIdentification" type="nc:IdentificationType">
42    <xsd:annotation>
43    <xsd:documentation>The numeric product code assigned by a vendor to the quality algorithm.</xsd:documentation>
```

```
1     </xsd:annotation>
2 </xsd:element>
3 <!-- ===== -->
4 <xsd:element name="QualityAlgorithmVendorIdentification" type="nc:IdentificationType">
5     <xsd:annotation>
6         <xsd:documentation>From a registry table, the ID of the vendor of the quality algorithm.</xsd:documentation>
7     </xsd:annotation>
8 </xsd:element>
9 <!-- ===== -->
10 <xsd:element name="QualityMeasureVendorIdentification" type="nc:IdentificationType">
11     <xsd:annotation>
12         <xsd:documentation>From a registry table, the ID of the vendor of the quality algorithm.</xsd:documentation>
13     </xsd:annotation>
14 </xsd:element>
15 <!-- ===== -->
16 <xsd:element name="QualityValue" type="niem-xsd:integer">
17     <xsd:annotation>
18         <xsd:documentation>Predicted matching performance.</xsd:documentation>
19     </xsd:annotation>
20 </xsd:element>
21 <!-- ===== -->
22 <xsd:element name="ReadingSystemCodingMethodCode" type="ansi-nist:OFRCCodeType">
23     <xsd:annotation>
24         <xsd:documentation>Indicates the method by which the minutiae data was read, encoded, and
25 recorded.</xsd:documentation>
26     </xsd:annotation>
27 </xsd:element>
28 <!-- ===== -->
29 <xsd:element name="ReadingSystemName" type="nc:TextType">
30     <xsd:annotation>
31         <xsd:documentation>The name of the system.</xsd:documentation>
32     </xsd:annotation>
33 </xsd:element>
34 <!-- ===== -->
35 <xsd:element name="ReadingSystemSubsystemIdentification" type="nc:IdentificationType">
36     <xsd:annotation>
37         <xsd:documentation>A two-character unique identifier for the originator's equipment.</xsd:documentation>
38     </xsd:annotation>
39 </xsd:element>
40 <!-- =====not used===== -->
41 <xsd:element name="Record" type="ansi-nist:RecordType" nillable="true"/>
42 <!-- ===== -->
43 <xsd:element name="RecordCategoryCode" type="ansi-nist:RTCCCodeType">
```

```
1     <xsd:annotation>
2     <xsd:documentation>The type of record (e.g., 02)</xsd:documentation>
3     </xsd:annotation>
4 </xsd:element>
5 <!-- =====not used===== -->
6 <xsd:element name="RecordForwardOrganizations" type="nc:OrganizationType" nillable="true">
7     <xsd:annotation>
8     <xsd:documentation>Organizations that additional electronic responses need to be forwarded to.</xsd:documentation>
9     </xsd:annotation>
10 </xsd:element>
11 <!-- ===== -->
12 <xsd:element name="RecordImage" abstract="true">
13     <xsd:annotation>
14     <xsd:documentation>Information regarding an Image being transmitted in an ITL Record
15 Transaction</xsd:documentation>
16     </xsd:annotation>
17 </xsd:element>
18 <!-- =====not used===== -->
19 <xsd:element name="RecordRapSheetRequestIndicator" type="niem-xsd:boolean" nillable="true">
20     <xsd:annotation>
21     <xsd:documentation>Indicates whether an electronic rap sheet should be returned with the
22 response.</xsd:documentation>
23     </xsd:annotation>
24 </xsd:element>
25 <!-- =====not used===== -->
26 <xsd:element name="RecordRetentionIndicator" type="niem-xsd:boolean" nillable="true">
27     <xsd:annotation>
28     <xsd:documentation>Indicates whether the arrest/civil submission information submitted is to be retained as a
29 permanent part of the FBI's Criminal Master File/Civil File</xsd:documentation>
30     </xsd:annotation>
31 </xsd:element>
32 <!-- =====not used===== -->
33 <xsd:element name="RecordTransactionData" type="ansi-nist:TransactionType" nillable="true">
34     <xsd:annotation>
35     <xsd:documentation>Detailed information pertaining to the transaction being transmitted.</xsd:documentation>
36     </xsd:annotation>
37 </xsd:element>
38 <!-- ===== -->
39 <xsd:element name="RidgeCountReferenceIdentification" type="nc:IdentificationType">
40     <xsd:annotation>
41     <xsd:documentation>The index number of the distant minutia point.</xsd:documentation>
42     </xsd:annotation>
43 </xsd:element>
```

```
1 <!-- ===== -->
2 <xsd:element name="RidgeCountValue" type="niem-xsd:nonNegativeInteger">
3   <xsd:annotation>
4     <xsd:documentation>The count of ridges between this and the distant point.</xsd:documentation>
5   </xsd:annotation>
6 </xsd:element>
7 <!-- ===== -->
8 <xsd:element name="SegmentBottomVerticalCoordinateValue" type="niem-xsd:nonNegativeInteger">
9   <xsd:annotation>
10    <xsd:documentation>In pixels, the bottom vertical offset of the segment box within an image.</xsd:documentation>
11   </xsd:annotation>
12 </xsd:element>
13 <!-- =====not used===== -->
14 <xsd:element name="SegmentFingerText" type="nc:TextType" nillable="true">
15   <xsd:annotation>
16     <xsd:documentation>Exemplar image type represented in a major case print</xsd:documentation>
17   </xsd:annotation>
18 </xsd:element>
19 <!-- ===== -->
20 <xsd:element name="SegmentFingerViewCode" type="ansi-nist:FECCodeType">
21   <xsd:annotation>
22     <xsd:documentation>The bounding coordinates for a full finger view.</xsd:documentation>
23   </xsd:annotation>
24 </xsd:element>
25 <!-- ===== -->
26 <xsd:element name="SegmentLeftHorizontalCoordinateValue" type="niem-xsd:nonNegativeInteger">
27   <xsd:annotation>
28     <xsd:documentation>In pixels, the left horizontal offset of the segment box within an image.</xsd:documentation>
29   </xsd:annotation>
30 </xsd:element>
31 <!-- ===== -->
32 <xsd:element name="SegmentLocationCode" type="ansi-nist:FECCodeType">
33   <xsd:annotation>
34     <xsd:documentation>A Major case print segment code from Table 30.</xsd:documentation>
35   </xsd:annotation>
36 </xsd:element>
37 <!-- ===== -->
38 <xsd:element name="SegmentRightHorizontalCoordinateValue" type="niem-xsd:nonNegativeInteger">
39   <xsd:annotation>
40     <xsd:documentation>In pixels, the right horizontal offset of the segment box within an image.</xsd:documentation>
41   </xsd:annotation>
42 </xsd:element>
43 <!-- =====not used===== -->
```

```
1 <xsd:element name="SegmentText" type="nc:TextType" nillable="true">
2   <xsd:annotation>
3     <xsd:documentation>Exemplar image type represented in a major case print</xsd:documentation>
4   </xsd:annotation>
5 </xsd:element>
6 <!-- ===== -->
7 <xsd:element name="SegmentTopVerticalCoordinateValue" type="niem-xsd:nonNegativeInteger">
8   <xsd:annotation>
9     <xsd:documentation>In pixels, the top vertical offset of the segment box within an image.</xsd:documentation>
10  </xsd:annotation>
11 </xsd:element>
12 <!-- ===== -->
13 <xsd:element name="SignatureCategoryCode" type="ansi-nist:SIGCodeType">
14   <xsd:annotation>
15     <xsd:documentation>Indicates the signature image of the subject, or the signature image of the official processing
16 the transaction.</xsd:documentation>
17   </xsd:annotation>
18 </xsd:element>
19 <!-- ===== -->
20 <xsd:element substitutionGroup="ansi-nist:RecordImage" name="SignatureImage" type="ansi-nist:SignatureImageType">
21   <xsd:annotation>
22     <xsd:appinfo>
23       <i:Base i:name="RecordImage"/>
24     </xsd:appinfo>
25   </xsd:annotation>
26 </xsd:element>
27 <!-- ===== -->
28 <xsd:element name="SignatureImageVector" type="ansi-nist:SignatureImageVectorType">
29   <xsd:annotation>
30     <xsd:documentation>Detail information about one vector object.</xsd:documentation>
31   </xsd:annotation>
32 </xsd:element>
33 <!-- ===== -->
34 <xsd:element name="SignatureImageVectorRepresentation" type="ansi-nist:SignatureImageVectorRepresentationType">
35   <xsd:annotation>
36     <xsd:documentation>Repeatable set of elements regarding a signature representation.</xsd:documentation>
37   </xsd:annotation>
38 </xsd:element>
39 <!-- ===== -->
40 <xsd:element name="SignatureRepresentationCode" type="ansi-nist:SRTCCodeType">
41   <xsd:annotation>
42     <xsd:documentation>Indicates if an image is scanned and not compressed, scanned and compressed, or vector
43 data.</xsd:documentation>
```

```
1     </xsd:annotation>
2 </xsd:element>
3 <!-- =====not used===== -->
4 <xsd:element name="TOUCount" type="niem-xsd:nonNegativeInteger" nillable="true">
5     <xsd:annotation>
6         <xsd:documentation>The number of Technical and Operational Updates (TOUs) needed.</xsd:documentation>
7     </xsd:annotation>
8 </xsd:element>
9 <!-- ===== -->
10 <xsd:element name="Transaction" type="ansi-nist:TransactionType">
11     <xsd:annotation>
12         <xsd:documentation>Detailed information pertaining to the transaction being transmitted.</xsd:documentation>
13     </xsd:annotation>
14 </xsd:element>
15 <!-- ===== -->
16 <xsd:element name="TransactionCategoryCode" type="nc:TextType">
17     <xsd:annotation>
18         <xsd:documentation>Indicates the type of transaction defined by receiving agency.</xsd:documentation>
19     </xsd:annotation>
20 </xsd:element>
21 <!-- ===== -->
22 <xsd:element name="TransactionCharacterSetDirectory" type="ansi-nist:TransactionCharacterSetDirectoryType">
23     <xsd:annotation>
24         <xsd:documentation>Character sets other than 7-bit ASCII used in this transaction.</xsd:documentation>
25     </xsd:annotation>
26 </xsd:element>
27 <!-- ===== -->
28 <xsd:element name="TransactionContentSummary" type="ansi-nist:TransactionContentSummaryType">
29     <xsd:annotation>
30         <xsd:documentation>Summary details pertaining to the record contents being transmitted.</xsd:documentation>
31     </xsd:annotation>
32 </xsd:element>
33 <!-- ===== -->
34 <xsd:element name="TransactionControlIdentification" type="nc:IdentificationType">
35     <xsd:annotation>
36         <xsd:documentation>Unique number assigned to transaction by the originating agency.</xsd:documentation>
37     </xsd:annotation>
38 </xsd:element>
39 <!-- ===== -->
40 <xsd:element name="TransactionControlReferenceIdentification" type="nc:IdentificationType">
41     <xsd:annotation>
42         <xsd:documentation>Contains original TCN on transaction responses.</xsd:documentation>
43     </xsd:annotation>
```



```
1 </xsd:element>
2 <!-- ===== -->
3 <xsd:element name="TransactionDate" type="nc:DateType" nillable="true">
4   <xsd:annotation>
5     <xsd:documentation>Date the transaction was sent by the user</xsd:documentation>
6   </xsd:annotation>
7 </xsd:element>
8 <!-- ===== -->
9 <xsd:element name="TransactionDestinationOrganization" type="nc:OrganizationType">
10   <xsd:annotation>
11     <xsd:documentation>Organization the transaction is being sent to.</xsd:documentation>
12   </xsd:annotation>
13 </xsd:element>
14 <!-- ===== -->
15 <xsd:element name="TransactionDomain" type="ansi-nist:TransactionDomainType">
16   <xsd:annotation>
17     <xsd:documentation>Domain of Type-02 logical record implementation.</xsd:documentation>
18   </xsd:annotation>
19 </xsd:element>
20 <!-- =====not used===== -->
21 <xsd:element name="TransactionHeaderText" type="nc:TextType" nillable="true">
22   <xsd:annotation>
23     <xsd:documentation>The header is a sequence of characters acceptable to the NCIC computer and is used to provide
24 message information for the CSA.</xsd:documentation>
25   </xsd:annotation>
26 </xsd:element>
27 <!-- ===== -->
28 <xsd:element name="TransactionImageResolutionDetails" type="ansi-nist:TransactionImageResolutionType">
29   <xsd:annotation>
30     <xsd:documentation>Resolution values in pixels per mm for a transaction.</xsd:documentation>
31   </xsd:annotation>
32 </xsd:element>
33 <!-- =====not used===== -->
34 <xsd:element name="TransactionKeyText" type="nc:TextType" nillable="true">
35   <xsd:annotation>
36     <xsd:documentation>A code in the header of an incoming III/FBI transaction indicating the type of action required
37 for processing the message. The transaction key field is the second data element in the transaction.</xsd:documentation>
38   </xsd:annotation>
39 </xsd:element>
40 <!-- =====not used===== -->
41 <xsd:element name="TransactionKeyTranslationText" type="nc:TextType" nillable="true">
42   <xsd:annotation>
43     <xsd:documentation>Translation of the Transaction Key Code for response messages</xsd:documentation>
```

```
1     </xsd:annotation>
2 </xsd:element>
3 <!-- ===== -->
4 <xsd:element name="TransactionMajorVersionValue" type="niem-xsd:nonNegativeInteger">
5     <xsd:annotation>
6         <xsd:documentation>2-character major version number of the standard implemented by the creating
7 system.</xsd:documentation>
8     </xsd:annotation>
9 </xsd:element>
10 <!-- ===== -->
11 <xsd:element name="TransactionMinorVersionValue" type="niem-xsd:nonNegativeInteger">
12     <xsd:annotation>
13         <xsd:documentation>2-character minor version number of the standard implemented by the creating
14 system.</xsd:documentation>
15     </xsd:annotation>
16 </xsd:element>
17 <!-- =====not used===== -->
18 <xsd:element name="TransactionOrganization" type="nc:OrganizationType" nillable="true">
19     <xsd:annotation>
20         <xsd:documentation>Information regarding the Organization requesting the transaction </xsd:documentation>
21     </xsd:annotation>
22 </xsd:element>
23 <!-- ===== -->
24 <xsd:element name="TransactionOriginatingOrganization" type="nc:OrganizationType">
25     <xsd:annotation>
26         <xsd:documentation>Organization originating the transaction.</xsd:documentation>
27     </xsd:annotation>
28 </xsd:element>
29 <!-- ===== -->
30 <xsd:element name="TransactionPriorityValue" type="niem-xsd:nonNegativeInteger">
31     <xsd:annotation>
32         <xsd:documentation>Urgency with which transaction response is expected (0..Low 9..High)</xsd:documentation>
33     </xsd:annotation>
34 </xsd:element>
35 <!-- =====not used===== -->
36 <xsd:element name="TransactionReasonText" type="nc:TextType" nillable="true">
37     <xsd:annotation>
38         <xsd:documentation>Text field for user to provide information regarding the reason for requesting the
39 transaction</xsd:documentation>
40     </xsd:annotation>
41 </xsd:element>
42 <!-- =====not used===== -->
43 <xsd:element name="TransactionSearchRequestCategoryCode" type="ansi-nist:TSRCodeType" nillable="true">
```

```
1     <xsd:annotation>
2     <xsd:documentation>Indicates the type of record being submitted.</xsd:documentation>
3     </xsd:annotation>
4 </xsd:element>
5 <!-- =====not used===== -->
6 <xsd:element name="TransactionSubmissionMilitaryCode" type="ansi-nist:MILCodeType" nillable="true">
7     <xsd:annotation>
8     <xsd:documentation>Indicates which branch of the United States Military submitted the enlistment
9 transaction.</xsd:documentation>
10    </xsd:annotation>
11 </xsd:element>
12 <!-- ===== -->
13 <xsd:element name="TransactionUTCDate" type="nc:DateType" nillable="true">
14     <xsd:annotation>
15     <xsd:documentation>Date and time of the transaction in universal units.</xsd:documentation>
16    </xsd:annotation>
17 </xsd:element>
18 <!-- =====not used===== -->
19 <xsd:element name="TransactionUserIdentification" type="nc:IdentificationType" nillable="true">
20     <xsd:annotation>
21     <xsd:documentation>Unique ID to identify the Individual requesting the transaction</xsd:documentation>
22    </xsd:annotation>
23 </xsd:element>
24 <!-- ===== -->
25 <xsd:element name="VectorPenPressureValue" type="niem-xsd:nonNegativeInteger">
26     <xsd:annotation>
27     <xsd:documentation>Constant value of pressure for the length of the vector</xsd:documentation>
28    </xsd:annotation>
29 </xsd:element>
30 <!-- ===== -->
31 <xsd:element name="VectorPositionHorizontalCoordinateValue" type="niem-xsd:decimal">
32     <xsd:annotation>
33     <xsd:documentation>The vector's X coordinate in units of .0254 mm</xsd:documentation>
34    </xsd:annotation>
35 </xsd:element>
36 <!-- ===== -->
37 <xsd:element name="VectorPositionVerticalCoordinateValue" type="niem-xsd:decimal">
38     <xsd:annotation>
39     <xsd:documentation>The vector's Y coordinate in units of .0254 mm</xsd:documentation>
40    </xsd:annotation>
41 </xsd:element>
42 <!-- ===== -->
43 <xsd:element name="VehicleOwnershipNICB" abstract="true">
```

```
1     <xsd:annotation>
2     <xsd:documentation>NICB Division location in the United States, showing interest in a stolen vehicle
3 entry.</xsd:documentation>
4     </xsd:annotation>
5 </xsd:element>
6 </xsd:schema>
```