

MY BRIGHT FUTURE

PHYSICAL ACTIVITY & HEALTHY EATING



FOR YOUNG WOMEN

Your Bright Future: How This Booklet Can Help

Do you want to be strong, fit, and have more energy? By eating well and being active, you can! This booklet can show young women living in rural areas, like you, how to build a healthy body, inside and out. First, it helps you find out how healthy you are now. Then it gives you facts and tools that can help you become your healthy “best.” It’s fun, and you can do it with your friends! Here’s what you’ll find inside:



| | |
|---|-----------|
| <u>Getting Started</u> | 2 |
| Questions to Answer: Physical Activity | 2 |
| Questions to Answer: Healthy Eating | 3 |
| <u>Talking with My Health Care Team</u> | 5 |
| Questions to Ask | 5 |
| My Health Care Visit: Advice | 6 |
| <u>Physical Activity: Tools and Tips</u> | 7 |
| <u>Healthy Eating: Tools and Tips</u> | 10 |
| <u>Setting My Goals</u> | 14 |
| My Food and Activity Journal: Sample Page | 16 |



Getting Started

Find out how healthy you are now! Please check the boxes that best answer each question. Save these pages. After you make healthy changes, you can answer the questions again -- and find out how much better you're doing!

Questions to Answer: Physical Activity


1. What kinds of physical activities do you do?

- Stretching
- Walking or hiking
- Jogging
- Skating or skiing
- Swimming or surfing
- Dancing
- Lifting weights
- Doing toning moves like sit-ups or push-ups
- Gymnastics
- Playing sports (like soccer, volleyball, tennis, or cheerleading)
- Riding horses
- Jumping rope, jumping jacks, trampoline
- Other: _____

 **Best:** The more activities, the better!

2. How much time are you physically active on a normal day?

- Over 60 minutes
- 30-60 minutes
- 30 minutes
- Less than 20 minutes
- I am active for 10-minute periods throughout the day for a total of ____ minutes. (Fill in the blank.)
- Once in a while
- Never

 **Best:** Being active for a total of 60 minutes or more.



Pages 7 and 8 have ideas to help you be more physically active!

Questions to Answer: Healthy Eating

To answer the next questions, think about the foods you eat from the time you wake up until the time you go to bed. Include all foods and beverages that you eat and drink at home, school, restaurants, and from vending machines.

Hint: Page 9 tells you more about the food groups.

4. How often do you have foods from the **milk** group? For example, on a normal day how often do you drink low-fat, fat-free, or low-lactose milk, add milk to your cereal, eat yogurt, or cheese?

- Three or more times a day
- Twice a day
- Once a day
- Less than once a day

 **Best:** Have three cups of low-fat or fat-free milk or milk group foods each day.

5. How often do you eat foods from the **meat and beans** group such as hamburger, chicken, turkey, fish, pork, venison, peanut butter, eggs, nuts, cooked dried beans (e.g., black beans or pinto beans), or soy products?

- Three or more times a day
- Twice a day
- Once a day
- Less than once a day

 **Best:** Eat 5 - 6½ ounces each day. Vary your choices. Try nuts and beans, not just meat.

6. How often do you eat **fruit** or drink 100% fruit juice?

- Three or more times a day
- Twice a day
- Once a day
- Less than once a day

 **Best:** Have 1½ - 2 cups of varied fruits each day.




7. How often do you eat **vegetables** or drink 100% vegetable juice?

- Three or more times a day
- Twice a day
- Once a day
- Less than once a day

 **Best:** Eat 2-3 cups of varied vegetables each day.

8. How often do you eat foods from the **grains** group such as cereal, oats, rice, pasta, breads, tortillas, grits, popcorn, or crackers?

- Three or more times a day
- Twice a day
- Once a day
- Less than once a day

 **Best:** Eat 5-8 ounces each day. Make at least half your grains whole grains (check the package).


9. How often do you eat candy, cakes, cookies, doughnuts, candy bars, or chips?

- Three or more times a day
- Twice a day
- Once a day
- Less than once a day

 **Best:** Limit these foods. They add calories but few nutrients.

10. How often do you drink canned or bottled soda, pop, or lemonade and other sweetened fruit drinks and teas?

- Three or more times a day
- Twice a day
- Once a day
- Less than once a day

 **Best:** Limit these foods. They add calories but few nutrients.



Talking With My Health Care Team

Your health care team (e.g., nurse, nurse practitioner, dietician, *promotora*, physician assistant, health educator, or doctor) can help you get started. He/she can look at the booklet pages you filled out and then complete page 6. Page 6 shows where you are now in your health and how you can maintain or improve your health. To work with your health care team for your bright future, ask for some time to talk about healthy eating and physical activity when you go for your next appointment. Bring this booklet and ask the questions you write in below. Most team members will answer them gladly. You may also follow up by phone if needed.

My Questions About Healthy Eating and Physical Activity

In the space below, write questions that you would like to ask your health care team. To get some ideas, check out the list of sample questions below.

My own questions:

1. _____

2. _____

3. _____

Sample Questions to Ask

- ◆ Am I in a healthy weight range for my height and age?
- ◆ Am I getting enough physical activity?
- ◆ How do I fit more physical activity into my life?
- ◆ How do I get started? What activity should I try first?
- ◆ Can I be physically active during my period?
- ◆ Should I change how I eat when I have my period?
- ◆ I'm not sure if I'm getting enough servings of (low fat or fat free milk, meat, fruit, vegetables, or grains) in my diet. Can you help me decide if I should add more?
- ◆ Where can I get healthy foods in this area?
- ◆ What kind of eating pattern is safe and healthy for me?



My Health Care Visit: Advice

Date: _____

This page is for your health care team to fill in. Now is the time for you to review this information together.

Note: BMI (body mass index) is an **estimate** of body fat. BMI **does not measure** bone, fat, or muscle. For ages 19 and older, a BMI number is based on height and weight. For ages 11-18, you will get a BMI percentile for your age and sex. This percentile helps track your growth.

Weight (lbs.): _____

Height (inches): _____

BMI: _____

Age: _____

BMI percentile for age and sex: _____

What Your BMI Percentile Means

| | |
|---------------------------|--------------------|
| ≥95th percentile | Overweight |
| 85th to < 95th percentile | Risk of overweight |
| 5th to 85th percentile | Normal weight |
| <5th percentile | Underweight |

Growth comment: _____

Current Physical Activity Level:

- On target
- Recommend change

Current Nutrition and Eating Habits:

- On target
- Recommend change



Advice: Changes to Make

1. _____

2. _____

Physical Activity: Tools and Tips

Here is some information for you to keep and read to help you set and reach your physical activity goals (see page 14). The sections that have the bullets list ideas and tips. Look for the bullets and check off the ones you'd like to try.

Physical Activity : Many Kinds, Many Benefits

A little here and there goes a long way! Try fitting 20 minutes of physical activity in the morning, afternoon, and evening into your routine. Your goal for good health should be to get at least 60 minutes of physical activity every day or most days of the week.

Make small changes and see how much better you'll feel.

Physical activity is rewarding! It may improve your emotional well-being and self-esteem, reduce your feelings of depression and stress, increase your energy, and lower your risk of many diseases. Different kinds of physical activities also provide different kinds of benefits.



| For.... | Try.... |
|---------------|---|
| Flexibility | Stretching, yoga, swimming |
| Strength | Gymnastics, lifting weights, sit-ups, push-ups, rowing |
| Healthy Heart | Basketball, horseback riding, skiing, soccer, biking, track and field, volleyball, running, walking/hiking, dancing, jumping rope, roller or ice skating, using a home treadmill or stationary bike |



Physical Activity: Try This!

- ◆ Move safely, move often, move for fun.
- ◆ Dance, jump rope, or roller skate.
- ◆ Take your dog for a walk.
- ◆ Move to music.
- ◆ Ask a family member to join you for a physical activity date.
- ◆ Play soccer, tennis, or softball.
- ◆ Walk with friends around the school track or on a safe local trail.
- ◆ Try a fun new activity that pumps up your heart like a new dance or exercise tape, or learning to snowshoe with a friend.
- ◆ Move while you're watching television or sitting at the computer: run in place or march during a TV show.
- ◆ Do sit-ups or push-ups while the computer boots up or you wait for search results.
- ◆ Get up every half hour and be active for 10 minutes – try jumping jacks, knee lifts, or boxing moves.
- ◆ Wear a step counter (pedometer) to count your daily steps.
- ◆ Try a new activity each season such as swimming, hiking, skating, track, soccer, cheerleading, or biking.
- ◆ Stretch and strengthen your arms and legs every day.

Safety Tips

- ◆ Listen to your body. Slow down if you're out of breath. You should be able to talk while exercising without gasping for breath.
- ◆ Drink water before, during, and after physical activity (even during workouts in water). If you exercise very hard and sweat a lot, you may also need a sports drink with sodium.
- ◆ Avoid brisk physical activity for 2 hours after a big meal (but a short walk is okay).
- ◆ Wear supportive sneakers and use sunscreen when outdoors.
- ◆ Use the buddy system. Bring a friend along when you go swimming or out walking so you have someone around if you need help.
- ◆ Ask your health care team about types of physical activities that would be safe and easy for you to participate in.

Stop Exercising Right Away If You:

- ◆ **Have pain anywhere in your body.**
- ◆ **Feel dizzy or sick.**
- ◆ **Break out in a cold sweat.**
- ◆ **Have muscle cramps.**



Food Groups: Making Healthy Food Choices

| Food Group and Daily Amount to Eat* | Am I Eating the Recommended Amount? | Things to Keep in Mind |
|-------------------------------------|---|--|
| Grains 5-8 ounces | 1 ounce = ½ cup of cooked rice, pasta, or cereal; 1 slice of bread; 1 small tortilla; 1 small muffin; 1 cup ready-to-eat cereal | Half of the grains you eat should be whole grains, such as whole grain bread, oatmeal, or brown rice. |
| Vegetables 2-3 cups | 1 cup = 1 cup cut-up raw or cooked vegetables; 2 cups leafy salad greens | Vary the types of vegetables you eat. Eat more dark green and orange vegetables. Choose fresh, frozen, or canned - but rinse off canned vegetables to reduce the sodium. |
| Fruits 1.5 - 2 cups | 1 cup = 1 cup cut-up raw or cooked fruit; ½ cup dried fruit, ½ cup fruit juice | Eat a variety of fruits. Choose fresh, frozen, canned, or dried fruit. Go easy on fruit juices. |
| Milk 3 Cups | 1 cup = 1 cup low-fat or fat-free milk or yogurt, 1½ ounces low-fat or fat-free natural cheese; 2 ounces processed cheese | Choose low-fat or fat-free milk products. If you can't tolerate milk, try lactose-free milk products. |
| Meat and Beans 5-6.5 ounces | 1 ounce = 1 ounce lean meat, poultry, or fish; 1 egg; ¼ cup cooked dry beans; 1 tablespoon (Tbsp) peanut butter; ½ ounce nuts or seeds | Choose low-fat or lean meats. Bake, broil, or grill your meat, instead of frying. Eat more fish, beans, peas, nuts, and seeds. |
| Oils 5-7 teaspoons | 1 teaspoon (tsp) = 1 tsp vegetable oil or soft margarine; 1 Tbsp low-fat margarine | Limit solid fats like butter, stick margarine, shortening, and lard. |



* Recommendations are based on a 1600 – 2400 calorie diet. Young women who are very active should aim for the higher amounts and those who are less active should aim for the lower amounts. For more information and a personalized plan, visit www.mypyramid.gov at the U.S. Department of Agriculture's *Steps to a Healthier You* web site.



Healthy Eating: Tools and Tips

Tips: Vary What You Eat for a Healthy Diet

Eating a variety of foods helps you get the nutrients your body needs every day. Here are some simple tips.

1. Make Half Your Grains Whole.

Choose whole grain breads, cereals, and crackers.

2. Vary Your Veggies.

- ◆ Eat vegetables of all different colors, like dark green spinach and collards, orange carrots and squash, and red peppers and beets.
- ◆ Have salad vegetables like tomatoes, celery, and cucumbers as well as starchy ones like sweet potatoes and corn.
- ◆ Don't forget dried beans and peas.

3. Limit Sugary Snacks and Desserts.

These add calories but little nutrition.



Create Your Personal Healthy Eating Plan at www.mypyramid.gov

Go to the mypyramid.gov Web site and look for MyPyramid Plan on the home page. Fill in your age, sex, and how active you are. The tool will tell you how many calories you should have each day. It will also tell you how much you should eat from each food group each day for a healthy diet. Use the form below to fill in your plan!

MyPyramid Plan for _____(your name)

Calories to Eat Per Day _____

| Group | Amount to Eat Each Day |
|-------|------------------------|
|-------|------------------------|

| | |
|--------|-------|
| Grains | _____ |
|--------|-------|

| | |
|------------|-------|
| Vegetables | _____ |
|------------|-------|

| | |
|--------|-------|
| Fruits | _____ |
|--------|-------|

| | |
|------|-------|
| Milk | _____ |
|------|-------|

| | |
|--------------|-------|
| Meat & Beans | _____ |
|--------------|-------|

| | |
|------|-------|
| Oils | _____ |
|------|-------|

Key Nutrients for Young Women

| Nutrient | How do I get it? |
|------------|---|
| Calcium | Low-fat or fat-free milk (lactose-reduced if you have problems with lactose) and milk products like yogurt or cheese. Check the food label for calcium-fortified orange juice, cereals, bread, soy milk, or soy-based beverages. Collards, turnip greens, kale, and spinach contain smaller amounts of calcium. |
| Folic acid | Oranges, orange juice, dark green leafy vegetables, green peas, beans, asparagus, fortified cereals, bread, or pasta. (Check the food label for folic acid-fortified breakfast cereals.) |
| Iron | Lean meats; ready-to-eat cereals with added iron; spinach; cooked dry beans and chick peas; enriched and whole grain breads. |

Tips: For Healthy Meals and Snacks

- ◆ Eat breakfast in the morning for an energy boost and to help you do better in school.
- ◆ Start the day with a high-fiber breakfast cereal, like bran cereal with a banana.
- ◆ Eat regular meals. Skipping meals can lead to overeating later in the day.
- ◆ Choose foods made with little or no added fat like baked chicken or grilled fish.
- ◆ Be “snack smart” and pack healthy snacks like low-fat crackers, fruit, or a small bag of nuts.
- ◆ Choose healthy snacks from vending machines, such as raisins, pretzels, low-fat popcorn, or baked potato chips.

Shop! Cook! Have Fun!

- ◆ Help shop for healthy foods you want to eat. Take a list of what you want to the store.
- ◆ Make cooking fun. Get together with friends and family to create healthy, balanced meals.
- ◆ Reward yourself for healthy food choices; try a new hair style or makeup, sleep late, or plan an “active” party with your friends – like dancing, skating, biking, bowling, or hiking.
- ◆ Have fun eating out with healthy choices. Try grilled chicken sandwiches or salads, use mustard instead of mayonnaise, and try smaller sizes. You can also ask for grilled vegetables instead of french fries.

Using the Nutrition Facts Label

1. The Nutrition Facts Label tells you how many calories a food has per serving size: a measured amount of the product. Look at the serving size and compare that to how many servings you are eating or drinking.
2. Watching your calories helps you control your weight. This part of the food label can help you choose lower-calorie foods and keep track of your calories.
3. Fats and cholesterol are linked to heart disease, especially saturated and *trans* fats; sodium may raise your blood pressure. To limit your intake, look on the label for foods with a 5% Daily Value (DV) or less of these nutrients.
4. The label also tells you if a food is a good source of a key nutrient. A 20% DV or higher is an excellent source; 10-19% DV is a good source. Many young women get too little calcium and iron and should increase their intakes.

For more information on the Nutrition Facts Label, see <http://www.cfsan.fda.gov/~dms/foodlab.html>; or call 1-888-SAFE-FOOD (1-888-723-3366) to request publications on nutrition labeling.

Learning From the Label

Answer the questions below based on what you learn from the food label on this page.

What is the serving size for this food? _____

How many calories does one serving contain? _____

Is this product high in total fat? _____

What nutrients does this food provide? _____

1 Start Here

2 Check Calories

3 Limit these Nutrients

4 Get Enough of these Nutrients

Cereal Label

| Nutrition Facts | | | |
|---|-----------------------------|----------------|-------------|
| Serving Size | 1 cup (53g/1.9 oz.) | | |
| Servings Per Container | About 8 | | |
| Amount Per Serving | | | |
| Calories 190 | Calories from Fat 25 | | |
| % Daily Value** | | | |
| Total Fat 3g* | 5% | | |
| Saturated Fat 0g | 0% | | |
| Trans Fat 0g | | | |
| Cholesterol 0mg | 0% | | |
| Sodium 95mg | 4% | | |
| Potassium 300mg | 9% | | |
| Total Carbohydrate 36g | 12% | | |
| Dietary Fiber 8g | 32% | | |
| Soluble Fiber 3g | | | |
| Insoluble Fiber 5g | | | |
| Sugars 13g | | | |
| Protein 9g | 14% | | |
| Vitamin A 0% | • | Vitamin C 0% | |
| Calcium 4% | • | Iron 10% | |
| Phosphorus 10% | • | Magnesium 10% | |
| Copper 8% | | | |
| * Amount in Cereal. One half cup of fat free milk contributes an additional 40 calories, 65mg sodium, 6g total carbohydrates (6g sugars), and 4g protein. | | | |
| ** Percent Daily Values are based on a 2,000 calorie diet. Your daily values may be higher or lower depending on your calorie needs: | | | |
| | Calories: | 2,000 | 2,500 |
| Total Fat | Less than | 65g | 80g |
| Sat. Fat | Less than | 20g | 25g |
| Cholesterol | Less than | 300mg | 300mg |
| Sodium | Less than | 2,400mg | 2,400mg |
| Potassium | | 3,500mg | 3,500mg |
| Total Carbohydrate | | 300g | 375g |
| Dietary Fiber | | 25g | 30g |
| Protein | | 50g | 65g |
| Calories per gram: | | | |
| Fat 9 | • | Carbohydrate 4 | • Protein 4 |

Hints for Reaching Your Bright Future

- ◆ Set realistic and safe goals. Setting your own goals can help you plan how to eat better and become more active. Page 15 has a format you can use to set your goals. Page 14 lists some sample goals to give you some ideas.
- ◆ Keep a journal of what you eat and your physical activities. Page 16 has a sample form you can use. A journal helps you track progress toward your goals. You'll see your healthy changes and what you still need to work on. And you may make better choices when you know you'll be writing them down!
- ◆ Share and enjoy mealtimes with friends and family.
- ◆ Be sure to start your day with breakfast and eat regular meals and snacks that fit into your daily schedule. Think about what, when, and how much you eat.
- ◆ All foods fit into a healthy meal plan when eaten in moderation. Your body needs many vitamins and minerals. Remember to eat:
 - *Low-fat and fat-free foods from the milk group for calcium. (Tip: If lactose intolerance is a problem, try lactose-free products. Also, try non-dairy products with calcium like canned salmon with the bones, calcium-fortified orange juice, and soy or rice "milks.")*
 - *Lean meats; ready-to-eat cereals with added iron; spinach; cooked dry beans and peas; and enriched and whole grains with iron.*
 - *Breakfast cereals with added vitamins and minerals, dark green leafy vegetables, and citrus fruits for folic acid.*
- ◆ Eat healthy portion sizes. For instance, an average portion of meat or fish should be about the size of a deck of cards.



Setting My Goals

Setting clear goals can help you make healthy changes. These changes don't have to be big. Even small steps can make a difference in your health!

This page has some ideas of goals you might want to set. Or come up with others unique to you. Your health care team can also help you decide what goals to choose, based on the changes they suggest you make (See page 6).

The chart on this page is a sample format for setting your goals. The next page has two blank charts you can fill in.

Ideas: Goals I Might Set

- ◆ To eat 2 cups of fruits each day.
- ◆ Drink water or low-fat or fat-free milk with all meals.
- ◆ To eat 1 cup of whole grain breakfast cereal each day.
- ◆ To watch my portion sizes for each meal and snack.
- ◆ To try a new physical activity for 1 month, three times a week.
- ◆ To be physically active for 60 minutes each day. Include three 10-minute periods of physical activity each day.
- ◆ To run in place while watching TV for 30 minutes each day.
- ◆ To walk or march in place while I talk on the phone.
- ◆ To keep a journal of what I eat and how long I am active each day for 1 month.



Setting Goals: Sample Format

| | |
|---|--|
| Sample Goal | To get calcium at least three times a day. |
| My reason for this goal | To build stronger bones and stronger teeth. |
| Steps I'll take | <ol style="list-style-type: none"> 1. Drink calcium-fortified orange juice with breakfast. 2. Always drink fat-free milk with lunch and dinner. Have fewer sweetened drinks. 3. Eat low-fat or fat-free string cheese as a snack. |
| Who will help me | My family |
| When I'll start | Today |
| Challenges that may occur and how I'll solve them | <ol style="list-style-type: none"> 1. Running out of calcium-rich foods. Ask my parents to keep fat-free dry milk and evaporated milk on hand. 2. Eating at a friend's house. Drink a glass of fat-free milk before I go out or when I get home. |
| When I'll meet my goal | Within 2 weeks |
| How I'll reward myself | Buy a new CD to play for dancing and lifting weights. |

Setting My Goals

Fill in the blank forms below to set your goals. Copy the forms if you want to set more than two goals. If you like, use some of the goal ideas from the previous page (e.g., eat at least 2 cups of fruits or vegetables each day).

| | |
|---|--|
| My Goal | |
| My reason for this goal | |
| Steps I'll take | |
| Who will help me | |
| When I'll start | |
| Challenges that may occur and how I'll solve them | |
| When I'll meet my goal | |
| How I'll reward myself | |

| | |
|---|--|
| My Goal | |
| My reason for this goal | |
| Steps I'll take | |
| Who will help me | |
| When I'll start | |
| Challenges that may occur and how I'll solve them | |
| When I'll meet my goal | |
| How I'll reward myself | |

My Food and Activity Journal

Writing in a diary is a good way to track your progress in meeting your healthy eating and physical activity goals. It can also help with the small changes you may want to make. Below is a sample to get you started. You may want to make copies of this page so you can track your progress for more than 1 week. Here are some hints:

- ◆ Write things down as soon as possible.
- ◆ Write down everything you eat, even if it's just one cookie.
- ◆ Be honest. A journal is meant to help you, not judge you.
- ◆ Include all drinks.
- ◆ Write down how you were feeling. It can help you figure out if you ate because you were hungry or for other reasons.

| | Sunday | Monday | Tuesday | Wednesday | Thursday | Friday | Saturday |
|---|---|--------|---------|-----------|----------|--------|----------|
| Breakfast | 2 hardboiled eggs, 1 piece of toast, 1 glass of orange juice | | | | | | |
| Mood | | | | | | | |
| Lunch | Chicken breast sandwich on whole wheat bread, carrot sticks, low-fat yogurt, 1 glass water | | | | | | |
| Mood | | | | | | | |
| Dinner | Spaghetti and meatballs, 2 pieces of garlic bread, vegetable salad, 1 glass low-fat milk, 1 slice apple pie | | | | | | |
| Mood | | | | | | | |
| Snacks | 1 apple, 5 chocolate chip cookies | | | | | | |
| Mood | | | | | | | |
| Physical Activity (type & amount of time) | 30 minutes walking and 30 minutes swimming | | | | | | |

Adapted from: *BodyWorks 4 Teens*: U.S. Department of Health and Human Services, Office on Women's Health.

For More Information

A Personal Plan for Healthy Eating

Go to: www.mypyramid.gov. Fill in some facts about yourself and get MyPyramid healthy eating guidelines based on your age, sex, and physical activity level.

Or call: **1-888-779-7264** for a MyPyramid brochure.

Guidance on Using Food Labels to Make Healthy Choices

Go to: www.fda.gov and click on Food; Food and Nutrition; and Food Label Education Tools. Select from varied publications on food label topics.

A List of Calcium-Rich Foods (Includes How Much Calcium They Contain)

Go to: www.nichd.nih.gov/milk/milk.cfm. Click on What Are Good Sources of Calcium. Or call: **1-800-370-2943**

Chart: Calories You Burn with Your Physical Activities

Go to: www.fitness.gov and click on Publications; Council Publications; and Exercise and Weight Control. This site also contains many other fitness-related materials.

Or call: **202-690-5000**

Nutrition and Food Safety Issues

Go to: www.nutrition.gov

Learn more about healthy eating, physical activity and food safety issues.

A Multi-Page Food and Activity Journal for Young Women

Go to: www.girlshealth.gov and click on Bodyworks for Teens. You can download this booklet, which contains the journal.

General Information

Health Resources and Services Administration Office of Rural Health Policy

Go to: www.ruralhealth.hrsa.gov

Health Resources and Services Administration Office of Women's Health

Go to: www.hrsa.gov/womenshealth

Rural Assistance Center

Go to: www.raconline.org

Or call: **1-800-270-1898**



