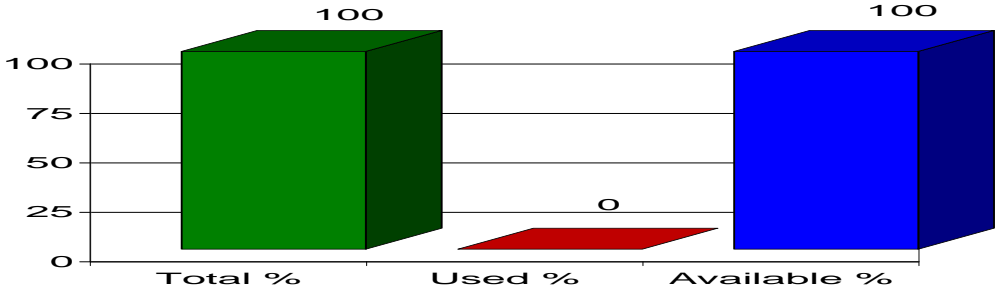
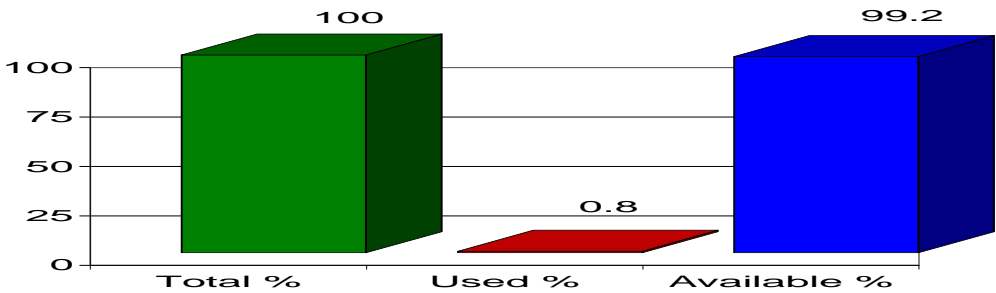


Quota Report 09/17/2012

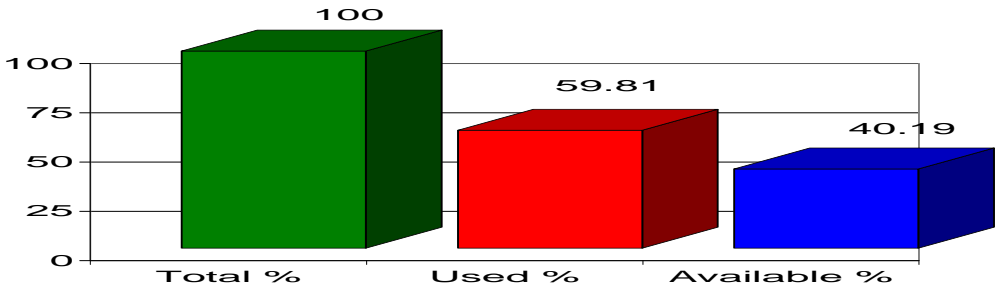
Heading: AGRIC - Australia Free Trade - 99 USN 03, Beef
Period: 01/01/2012 **Through:** 12/31/2012
Country: Australia **Date/Time Filled:** Open
UOM: KG **Q Level:** 30,000,000 **Ent-Qty:** 0 **% Filled:** 0



Heading: AGRIC - Australia Free Trade - 99 USN 04, Creams, Ice Cream
Period: 01/01/2012 **Through:** 12/31/2012
Country: Australia **Date/Time Filled:** Open
UOM: L **Q Level:** 11,277,000 **Ent-Qty:** 90,339 **% Filled:** 0.8

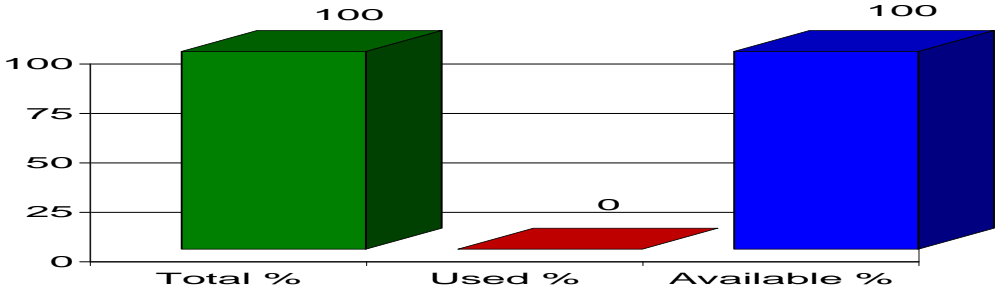


Heading: AGRIC - Australia Free Trade - 99 USN 05, Butter
Period: 01/01/2012 **Through:** 12/31/2012
Country: Australia **Date/Time Filled:** Open
UOM: KG **Q Level:** 1,845,000 **Ent-Qty:** 1,103,525 **% Filled:** 59.81

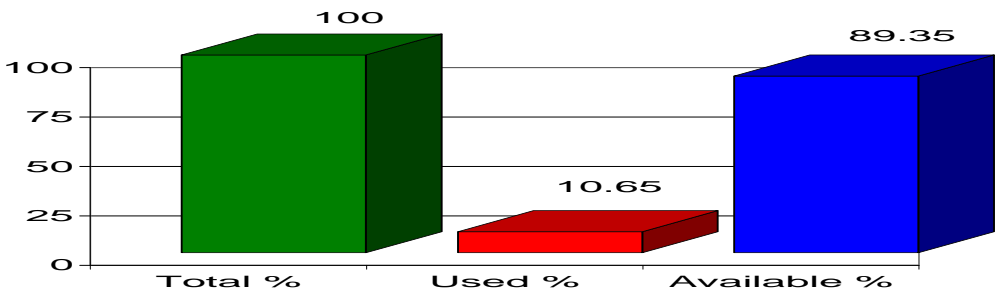


Quota Report 09/17/2012

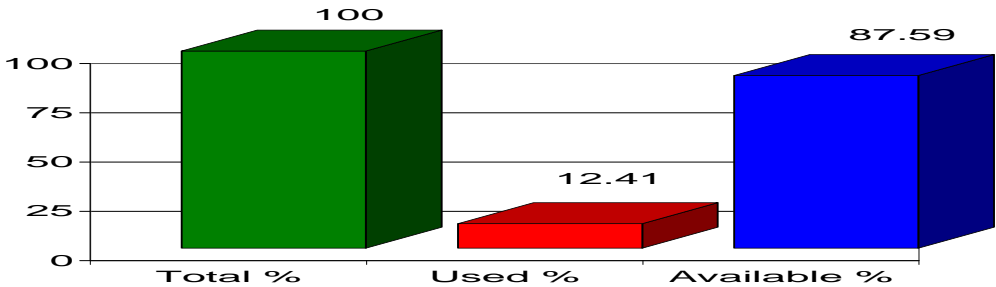
Heading: AGRIC - Australia Free Trade - 99 USN 06, Non-fat Dried Milk
Period: 01/01/2012 **Through:** 12/31/2012
Country: Australia **Date/Time Filled:** Open
UOM: KG **Q Level:** 123,000 **Ent-Qty:** 0 **% Filled:** 0



Heading: AGRIC - Australia Free Trade - 99 USN 07, Other Milk Powders
Period: 01/01/2012 **Through:** 12/31/2012
Country: Australia **Date/Time Filled:** Open
UOM: KG **Q Level:** 5,264,000 **Ent-Qty:** 560,825 **% Filled:** 10.65

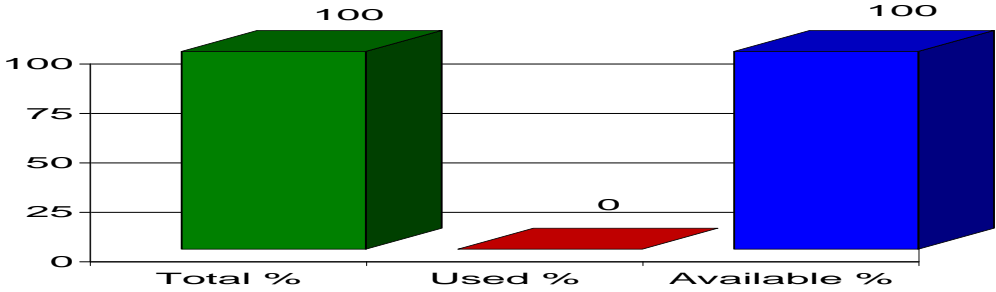


Heading: AGRIC - Australia Free Trade - 99 USN 08, Other Dairy Products
Period: 01/01/2012 **Through:** 12/31/2012
Country: Australia **Date/Time Filled:** Open
UOM: KG **Q Level:** 2,255,000 **Ent-Qty:** 279,869 **% Filled:** 12.41

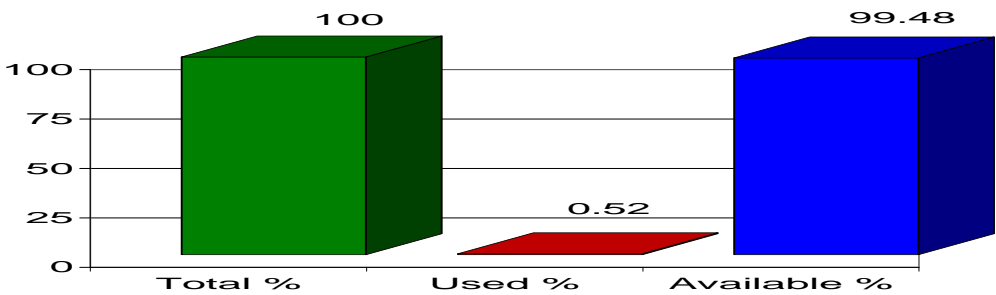


Quota Report 09/17/2012

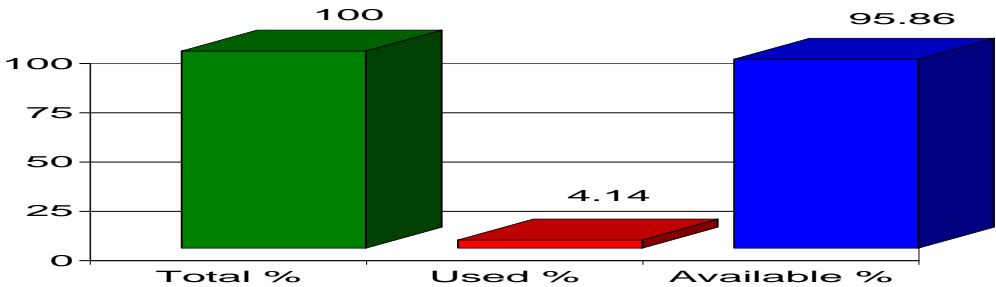
Heading: AGRIC - Australia Free Trade - 99 USN 09, Condensed Milk
Period: 01/01/2012 **Through:** 12/31/2012
Country: Australia **Date/Time Filled:** Open
UOM: KG **Q Level:** 4,511,000 **Ent-Qty:** 0 **% Filled:** 0



Heading: AGRIC - Australia Free Trade - 99 USN 10, Other Cheese
Period: 01/01/2012 **Through:** 12/31/2012
Country: Australia **Date/Time Filled:** Open
UOM: KG **Q Level:** 4,925,000 **Ent-Qty:** 25,651 **% Filled:** 0.52

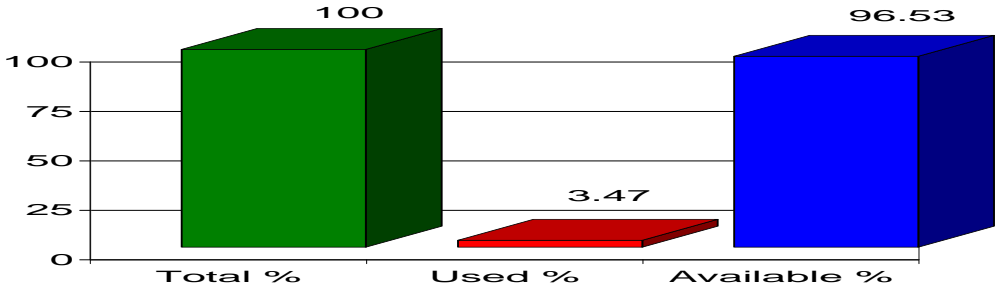


Heading: AGRIC - Australia Free Trade - 99 USN 11, European-Type Cheese
Period: 01/01/2012 **Through:** 12/31/2012
Country: Australia **Date/Time Filled:** Open
UOM: KG **Q Level:** 2,814,000 **Ent-Qty:** 116,538 **% Filled:** 4.14

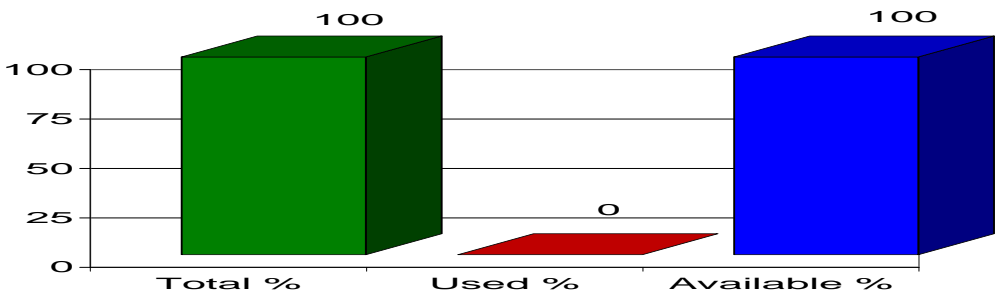


Quota Report 09/17/2012

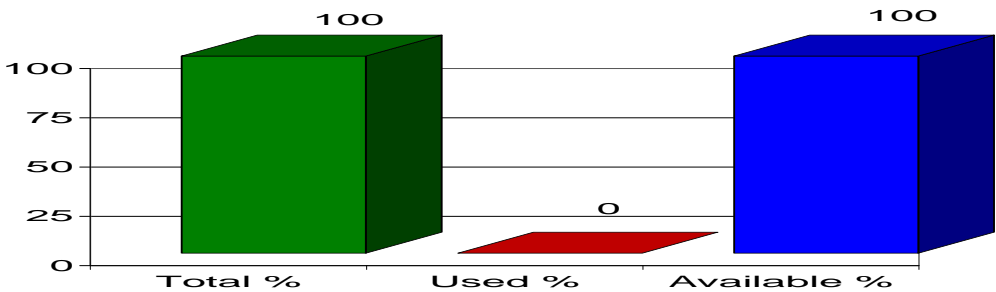
Heading: AGRIC - Australia Free Trade - 99 USN 12, Cheddar Cheese
Period: 01/01/2012 **Through:** 12/31/2012
Country: Australia **Date/Time Filled:** Open
UOM: KG **Q Level:** 922,000 **Ent-Qty:** 32,013 **% Filled:** 3.47



Heading: AGRIC - Australia Free Trade - 99 USN 13, American Cheese
Period: 01/01/2012 **Through:** 12/31/2012
Country: Australia **Date/Time Filled:** Open
UOM: KG **Q Level:** 615,000 **Ent-Qty:** 0 **% Filled:** 0

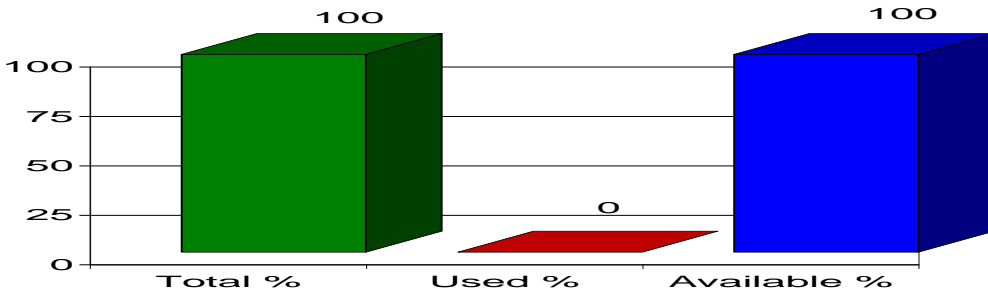


Heading: AGRIC - Australia Free Trade - 99 USN 14, Goya Cheese
Period: 01/01/2012 **Through:** 12/31/2012
Country: Australia **Date/Time Filled:** Open
UOM: KG **Q Level:** 3,518,000 **Ent-Qty:** 0 **% Filled:** 0

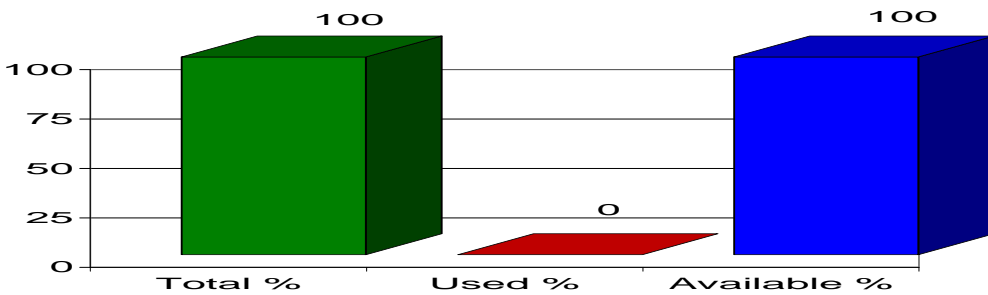


Quota Report 09/17/2012

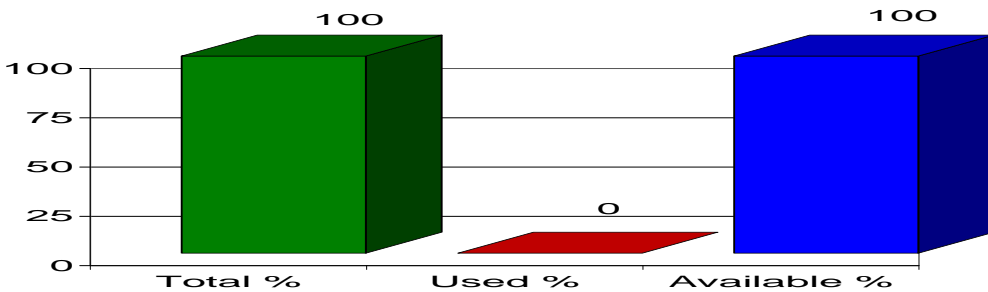
Heading: AGRIC - Australia Free Trade - 99 USN 15, Swiss-Type Cheese
Period: 01/01/2012 Through: 12/31/2012
Country: Australia Date/Time Filled: Open
UOM: KG Q Level: 704,000 Ent-Qty: 0 % Filled: 0



Heading: AGRIC - Australia Free Trade - 99 USN 16, Avocados
Period: 01/01/2012 Through: 12/31/2012
Country: Australia Date/Time Filled: Open
UOM: KG Q Level: 4,429,000 Ent-Qty: 0 % Filled: 0

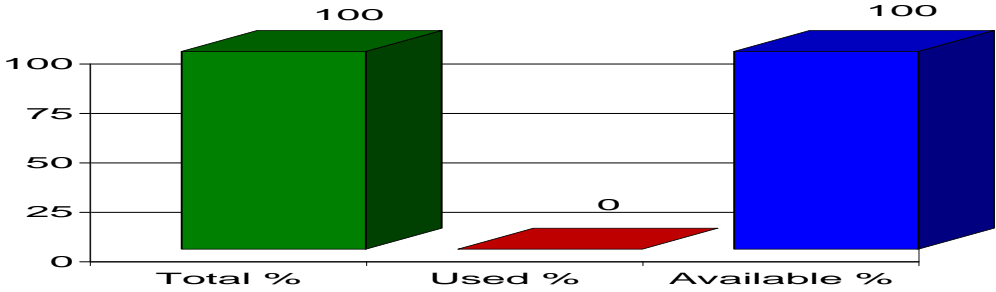


Heading: AGRIC - Australia Free Trade - 99 USN 17, Avocados
Period: 01/01/2012 Through: 12/31/2012
Country: Australia Date/Time Filled: Open
UOM: KG Q Level: 2,657,000 Ent-Qty: 0 % Filled: 0

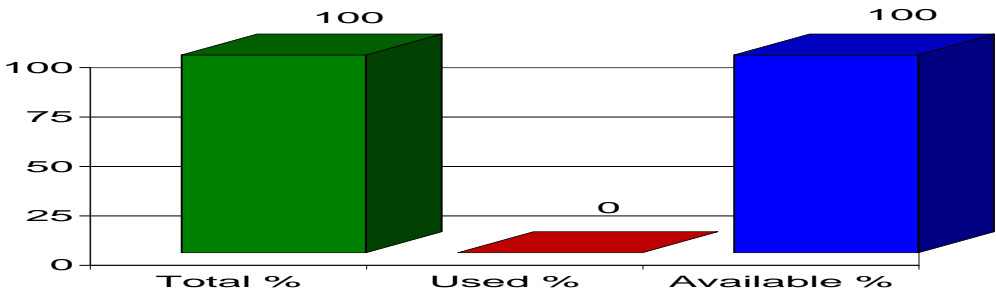


Quota Report 09/17/2012

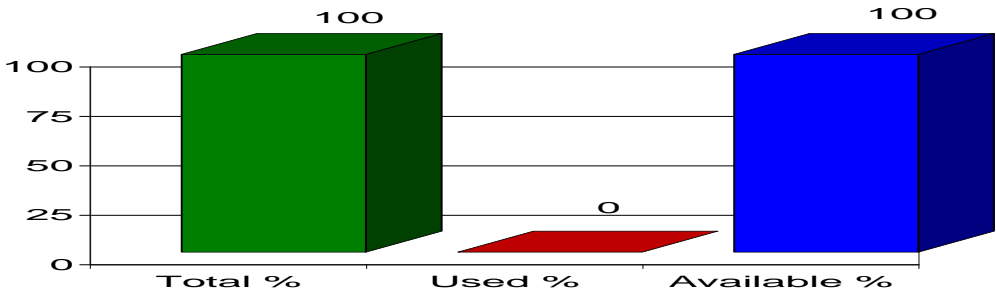
Heading: AGRIC - Australia Free Trade - 99 USN 18, Peanuts
Period: 01/01/2012 Through: 12/31/2012
Country: Australia Date/Time Filled: Open
UOM: KG Q Level: 615,000 Ent-Qty: 0 % Filled: 0



Heading: AGRIC - Australia Free Trade - 99 USN 19, Tobacco
Period: 01/01/2012 Through: 12/31/2012
Country: Australia Date/Time Filled: Open
UOM: KG Q Level: 307,000 Ent-Qty: 0 % Filled: 0

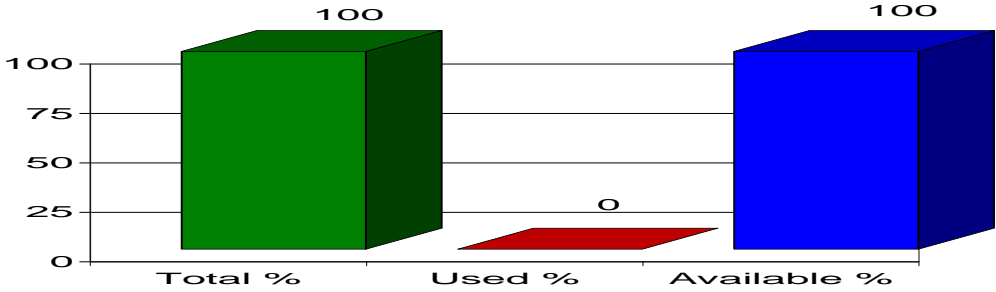


Heading: AGRIC - Australia Free Trade - 99 USN 20, Cotton
Period: 01/01/2012 Through: 12/31/2012
Country: Australia Date/Time Filled: Open
UOM: KG Q Level: 307,000 Ent-Qty: 0 % Filled: 0

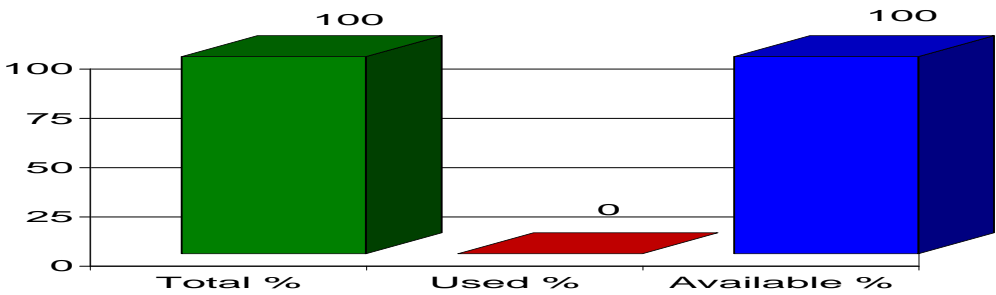


Quota Report 09/17/2012

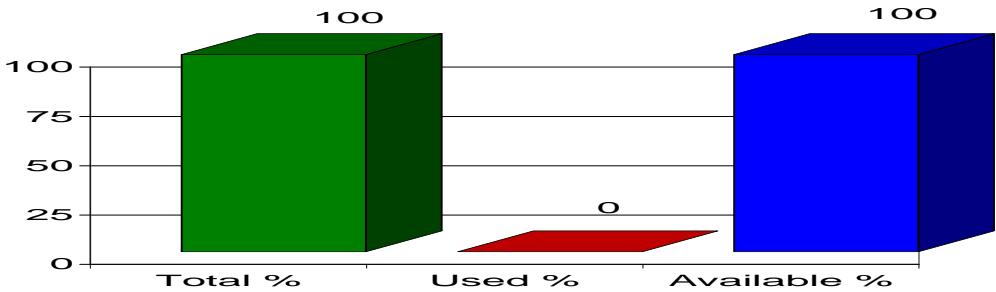
Heading: AGRIC - Bahrain Free Trade - 99 USN 03, Beef
Period: 01/01/2012 **Through:** 12/31/2012
Country: Bahrain **Date/Time Filled:** Open
UOM: KG **Q Level:** 26,573 **Ent-Qty:** 0 **% Filled:** 0



Heading: AGRIC - Bahrain Free Trade - 99 USN 04, Liquid Dairy
Period: 01/01/2012 **Through:** 12/31/2012
Country: Bahrain **Date/Time Filled:** Open
UOM: L **Q Level:** 1,770 **Ent-Qty:** 0 **% Filled:** 0

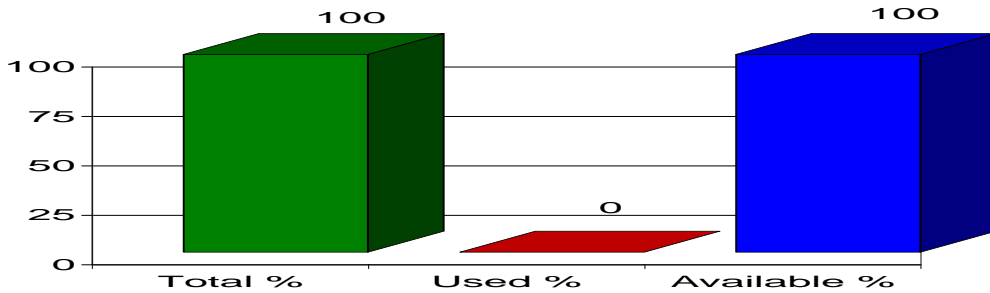


Heading: AGRIC - Bahrain Free Trade - 99 USN 05, Butter
Period: 01/01/2012 **Through:** 12/31/2012
Country: Bahrain **Date/Time Filled:** Open
UOM: KG **Q Level:** 8,858 **Ent-Qty:** 0 **% Filled:** 0

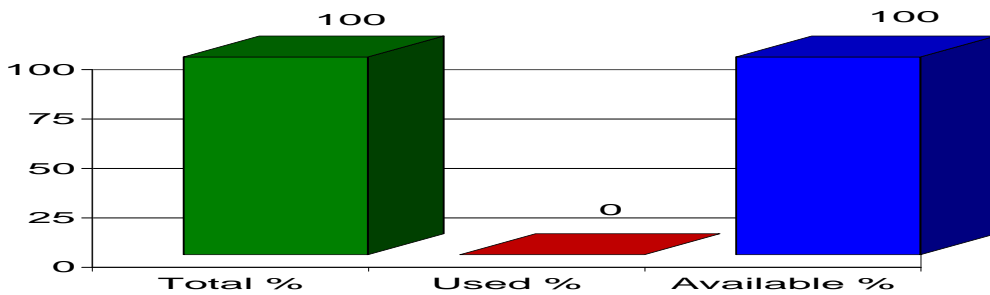


Quota Report 09/17/2012

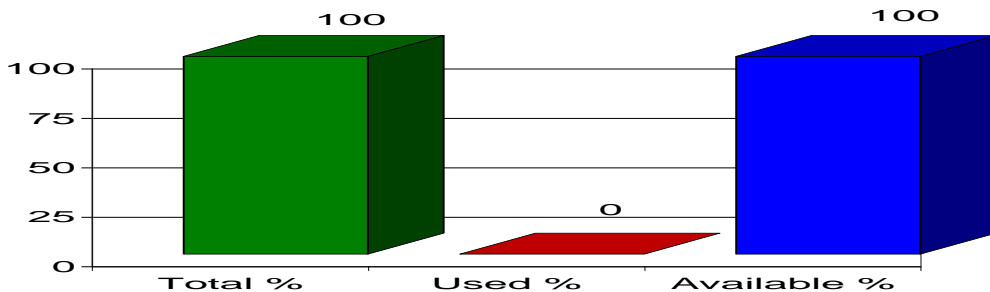
Heading: **AGRIC - Bahrain Free Trade - 99 USN 06, Milk Powder**
Period: **01/01/2012** Through: **12/31/2012**
Country: **Bahrain** Date/Time Filled: **Open**
UOM: **KG** Q Level: **8,858** Ent-Qty: **0** % Filled: **0**



Heading: **AGRIC - Bahrain Free Trade - 99 USN 07, Other Dairy Products**
Period: **01/01/2012** Through: **12/31/2012**
Country: **Bahrain** Date/Time Filled: **Open**
UOM: **KG** Q Level: **8,858** Ent-Qty: **0** % Filled: **0**

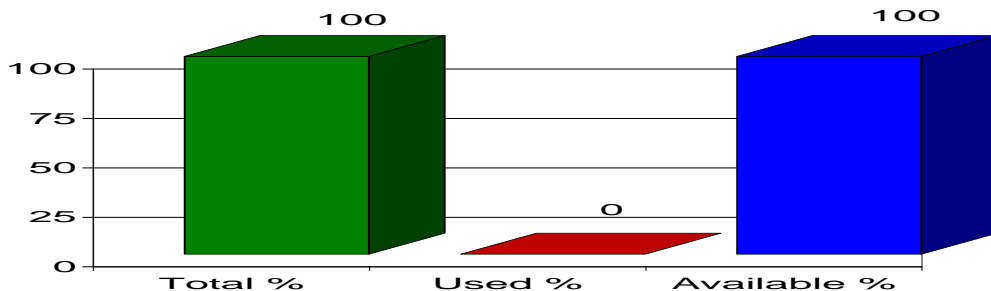


Heading: **AGRIC - Bahrain Free Trade - 99 USN 08, Cheese**
Period: **01/01/2012** Through: **12/31/2012**
Country: **Bahrain** Date/Time Filled: **Open**
UOM: **KG** Q Level: **26,573** Ent-Qty: **0** % Filled: **0**

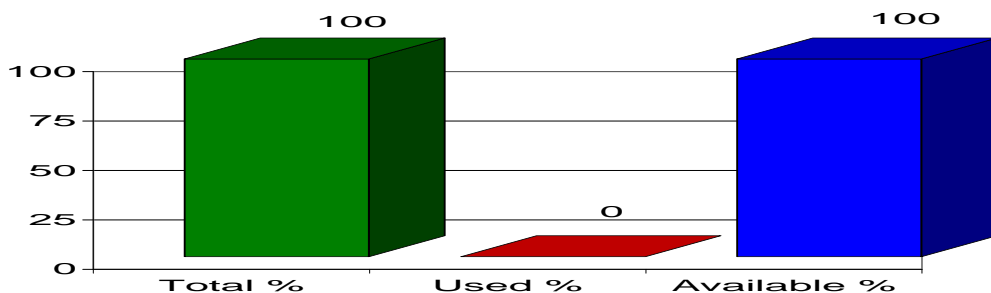


Quota Report 09/17/2012

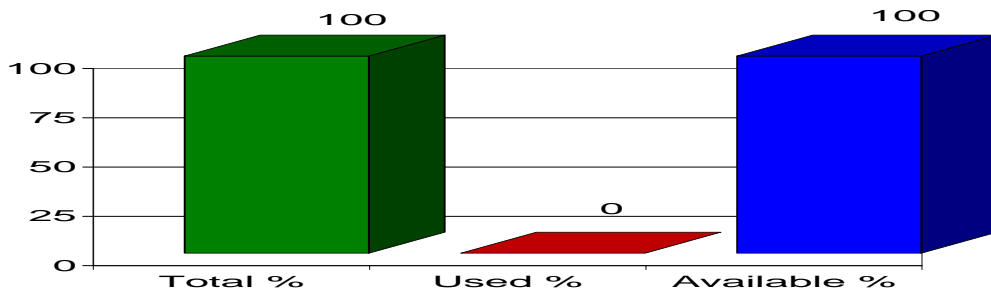
Heading: AGRIC - Bahrain Free Trade - 99 USN 09, Peanuts
Period: 01/01/2012 **Through:** 12/31/2012
Country: Bahrain **Date/Time Filled:** Open
UOM: KG **Q Level:** 1,772 **Ent-Qty:** 0 **% Filled:** 0



Heading: AGRIC - Bahrain Free Trade - 99 USN 10, Sugar
Period: 01/01/2012 **Through:** 12/31/2012
Country: Bahrain **Date/Time Filled:** Open
UOM: KG **Q Level:** 20,101 **Ent-Qty:** 0 **% Filled:** 0

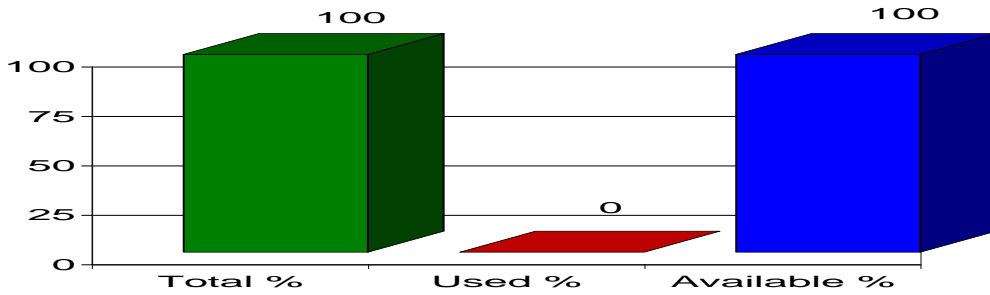


Heading: AGRIC - Bahrain Free Trade - 99 USN 11, Tobacco
Period: 01/01/2012 **Through:** 12/31/2012
Country: Bahrain **Date/Time Filled:** Open
UOM: KG **Q Level:** 8,858 **Ent-Qty:** 0 **% Filled:** 0

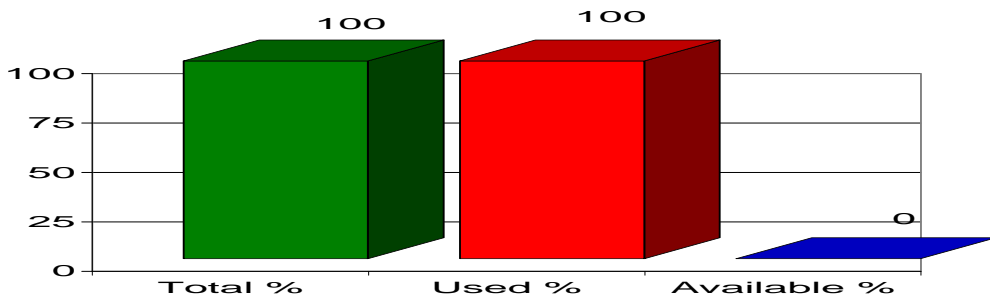


Quota Report 09/17/2012

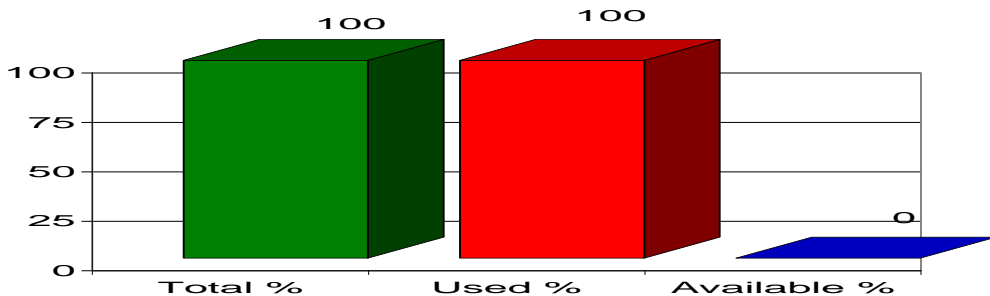
Heading: AGRIC - Bahrain Free Trade - 99 USN 12, Cotton
Period: 01/01/2012 **Through:** 12/31/2012
Country: Bahrain **Date/Time Filled:** Open
UOM: KG **Q Level:** 8,858 **Ent-Qty:** 0 **% Filled:** 0



Heading: AGRIC - CAFTA - 98 USN 24 - Costa Rica, Sugar/Sugar Containing Products
Period: 01/01/2012 **Through:** 12/31/2012
Country: Costa Rica **Date/Time Filled:** 05/10/2012 08:30
UOM: KG **Q Level:** 2,000,000 **Ent-Qty:** 2,000,000 **% Filled:** 100

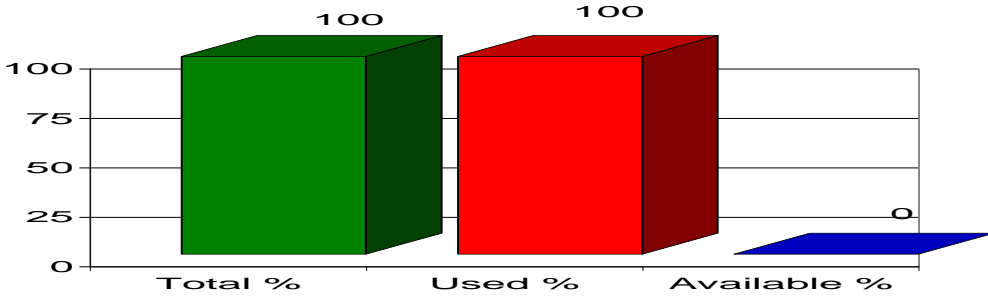


Heading: AGRIC - CAFTA - 98 USN 25a - Costa Rica, Sugar/Sugar Containing Products
Period: 01/01/2012 **Through:** 12/31/2012
Country: Costa Rica **Date/Time Filled:** 01/31/2012 08:30
UOM: KG **Q Level:** 12,320,000 **Ent-Qty:** 12,320,000 **% Filled:** 100

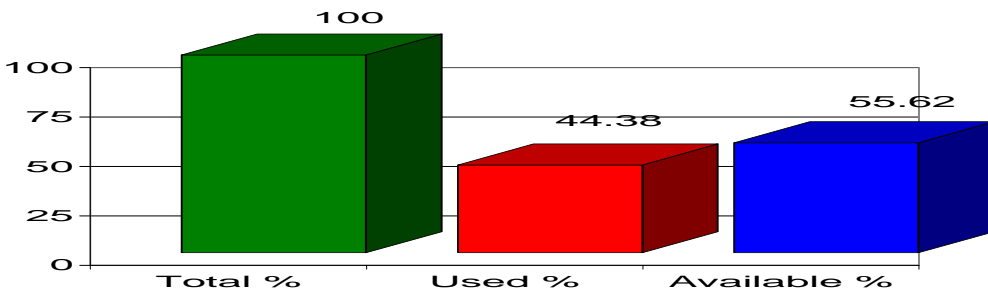


Quota Report 09/17/2012

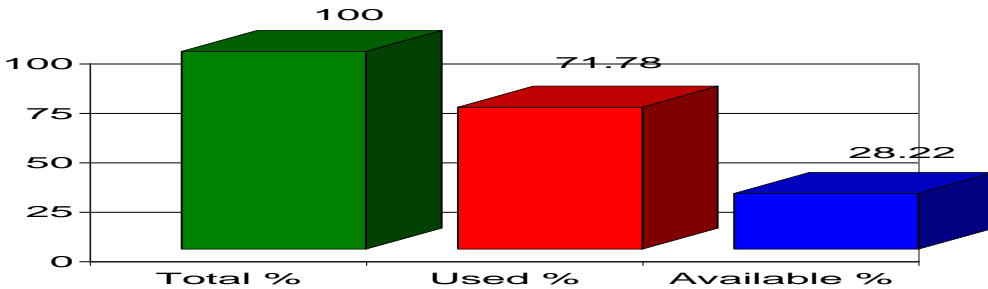
Heading: AGRIC - CAFTA - 98 USN 25b - Dominican Republic, Sugar/Sugar Containing Products
Period: 01/01/2012 **Through:** 12/31/2012
Country: Dominican Republic **Date/Time Filled:** Open
UOM: KG **Q Level:** 0 **Ent-Qty:** BANNED **% Filled:** 100



Heading: AGRIC - CAFTA - 98 USN 25b - El Salvador, Sugar/Sugar Containing Products
Period: 01/01/2012 **Through:** 12/31/2012
Country: El Salvador **Date/Time Filled:** Open
UOM: KG **Q Level:** 29,680,000 **Ent-Qty:** 13,173,272 **% Filled:** 44.38

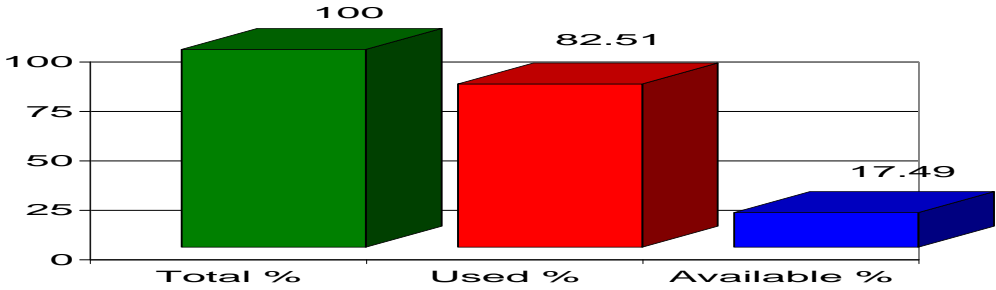


Heading: AGRIC - CAFTA - 98 USN 25b - Guatemala, Sugar/Sugar Containing Products
Period: 01/01/2012 **Through:** 12/31/2012
Country: Guatemala **Date/Time Filled:** Open
UOM: KG **Q Level:** 39,220,000 **Ent-Qty:** 28,152,042 **% Filled:** 71.78

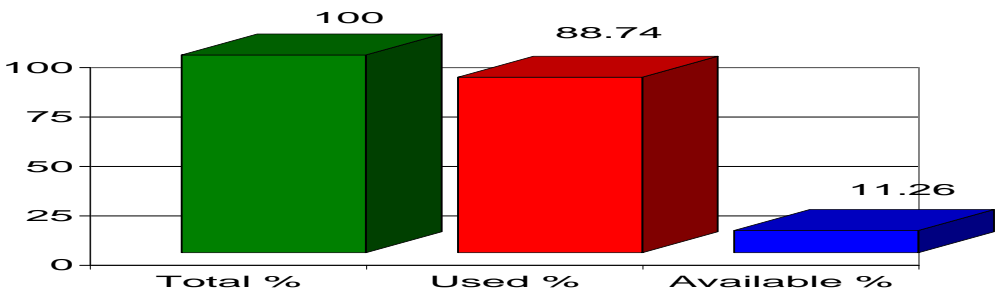


Quota Report 09/17/2012

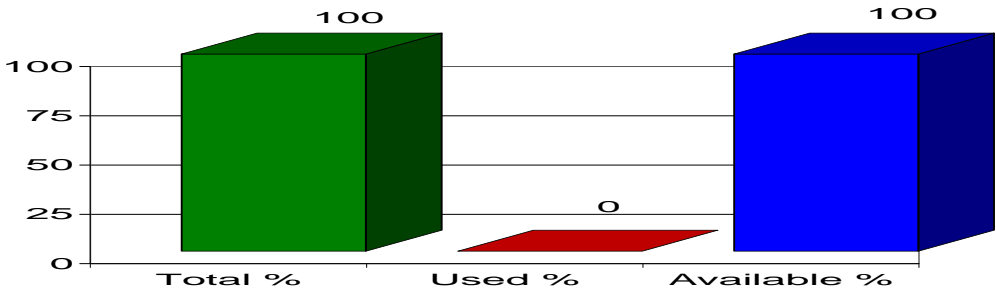
Heading: AGRIC - CAFTA - 98 USN 25b - Honduras, Sugar/Sugar Containing Products
Period: 01/01/2012 **Through:** 12/31/2012
Country: Honduras **Date/Time Filled:** Open
UOM: KG **Q Level:** 8,960,000 **Ent-Qty:** 7,392,846 **% Filled:** 82.51



Heading: AGRIC - CAFTA - 98 USN 25b - Nicaragua, Sugar/Sugar Containing Products
Period: 01/01/2012 **Through:** 12/31/2012
Country: Nicaragua **Date/Time Filled:** Open
UOM: KG **Q Level:** 24,640,000 **Ent-Qty:** 21,866,080 **% Filled:** 88.74

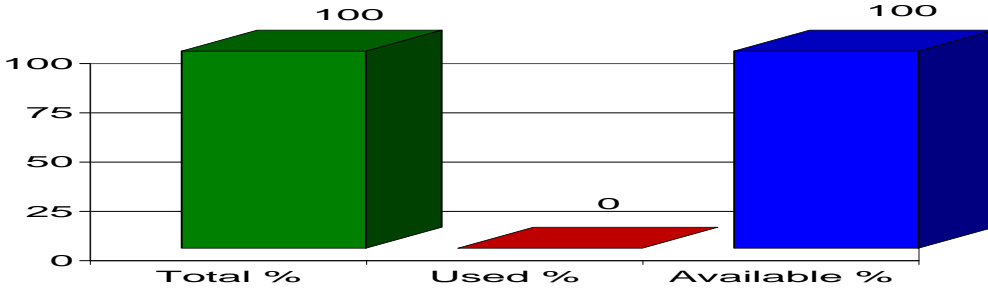


Heading: AGRIC - CAFTA - 99 USN 05a - Costa Rica, Fresh Milk
Period: 01/01/2012 **Through:** 12/31/2012
Country: Costa Rica **Date/Time Filled:** Open
UOM: L **Q Level:** 546,037 **Ent-Qty:** 0 **% Filled:** 0

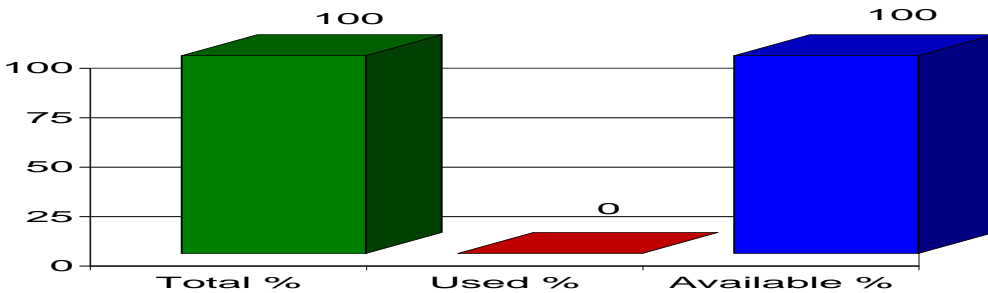


Quota Report 09/17/2012

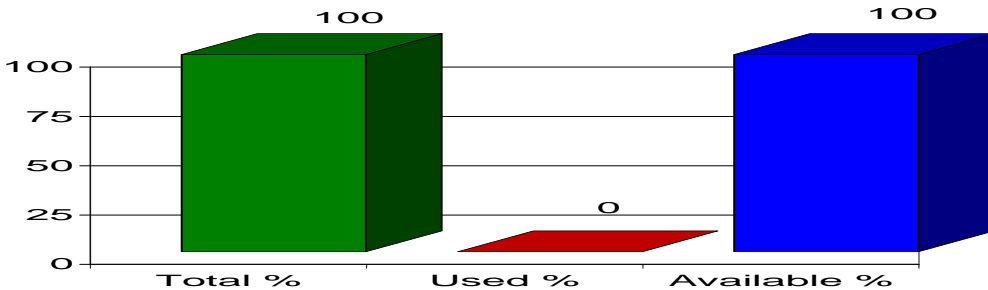
Heading: **AGRIC - CAFTA - 99 USN 05a - El Salvador, Fresh Milk**
Period: **01/01/2012** Through: **12/31/2012**
Country: **El Salvador** Date/Time Filled: **Open**
UOM: **L** Q Level: **491,433** Ent-Qty: **0** % Filled: **0**



Heading: **AGRIC - CAFTA - 99 USN 05a - Guatemala, Fresh Milk**
Period: **01/01/2012** Through: **12/31/2012**
Country: **Guatemala** Date/Time Filled: **Open**
UOM: **L** Q Level: **409,528** Ent-Qty: **0** % Filled: **0**

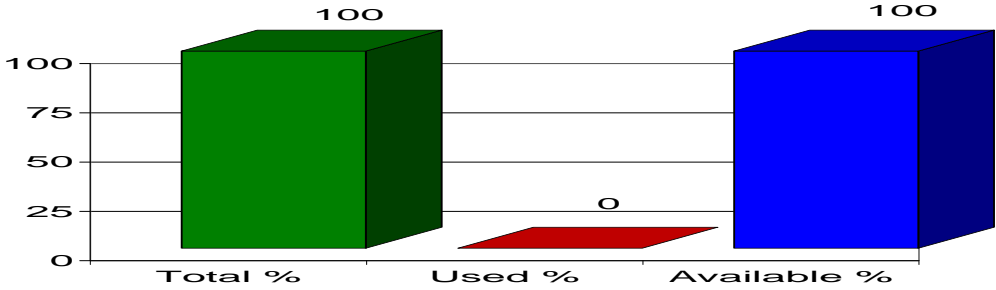


Heading: **AGRIC - CAFTA - 99 USN 05a - Honduras, Fresh Milk**
Period: **01/01/2012** Through: **12/31/2012**
Country: **Honduras** Date/Time Filled: **Open**
UOM: **L** Q Level: **750,801** Ent-Qty: **0** % Filled: **0**

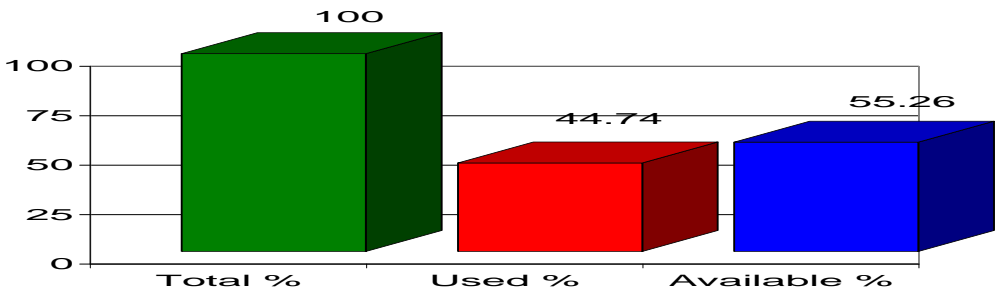


Quota Report 09/17/2012

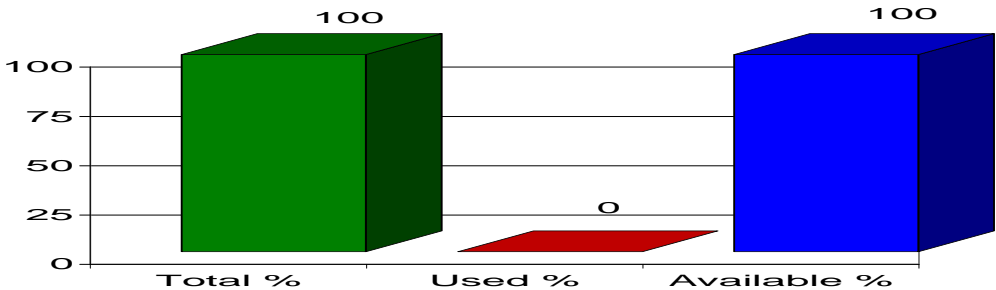
Heading: AGRIC - CAFTA - 99 USN 05a - Nicaragua, Fresh Milk
Period: 01/01/2012 **Through:** 12/31/2012
Country: Nicaragua **Date/Time Filled:** Open
UOM: L **Q Level:** 341,273 **Ent-Qty:** 0 **% Filled:** 0



Heading: AGRIC - CAFTA - 99 USN 06a - Costa Rica, Butter
Period: 01/01/2012 **Through:** 12/31/2012
Country: Costa Rica **Date/Time Filled:** Open
UOM: KG **Q Level:** 67,000 **Ent-Qty:** 29,979 **% Filled:** 44.74

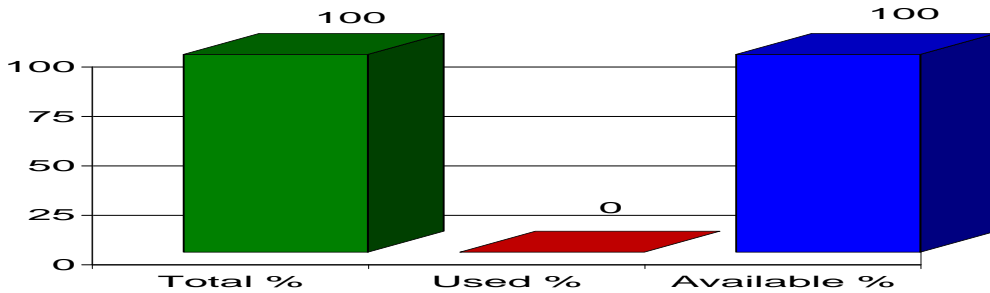


Heading: AGRIC - CAFTA - 99 USN 06a - El Salvador, Butter
Period: 01/01/2012 **Through:** 12/31/2012
Country: El Salvador **Date/Time Filled:** Open
UOM: KG **Q Level:** 80,000 **Ent-Qty:** 0 **% Filled:** 0

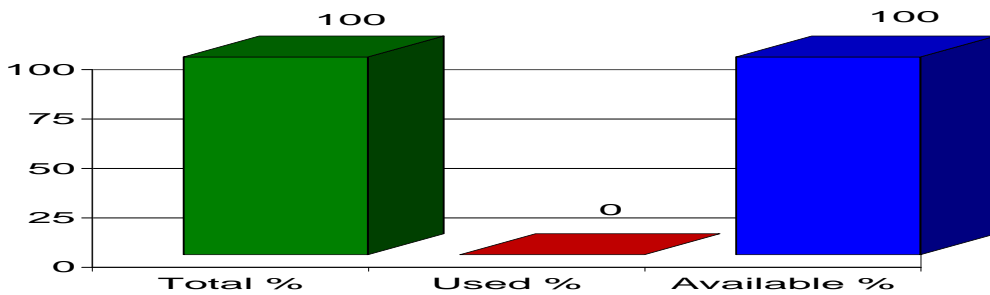


Quota Report 09/17/2012

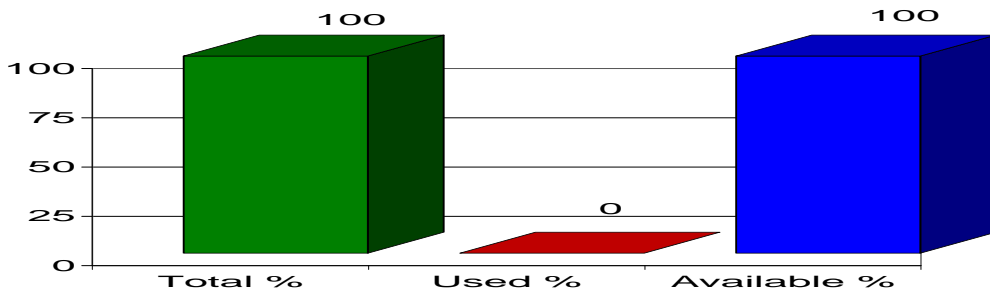
Heading: AGRIC - CAFTA - 99 USN 06a - Honduras, Butter
Period: 01/01/2012 **Through:** 12/31/2012
Country: Honduras **Date/Time Filled:** Open
UOM: KG **Q Level:** 134,000 **Ent-Qty:** 0 **% Filled:** 0



Heading: AGRIC - CAFTA - 99 USN 07a - Costa Rica, Dried milk, Cream
Period: 01/01/2012 **Through:** 12/31/2012
Country: Costa Rica **Date/Time Filled:** Open
UOM: KG **Q Level:** 67,000 **Ent-Qty:** 0 **% Filled:** 0

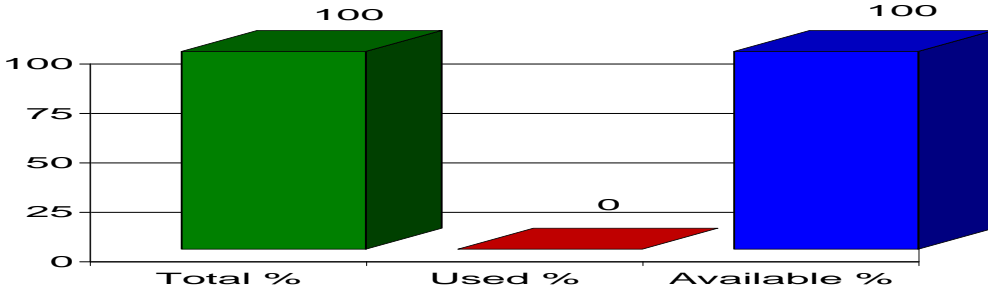


Heading: AGRIC - CAFTA - 99 USN 08a - Costa Rica, Other Dairy
Period: 01/01/2012 **Through:** 12/31/2012
Country: Costa Rica **Date/Time Filled:** Open
UOM: KG **Q Level:** 201,000 **Ent-Qty:** 0 **% Filled:** 0

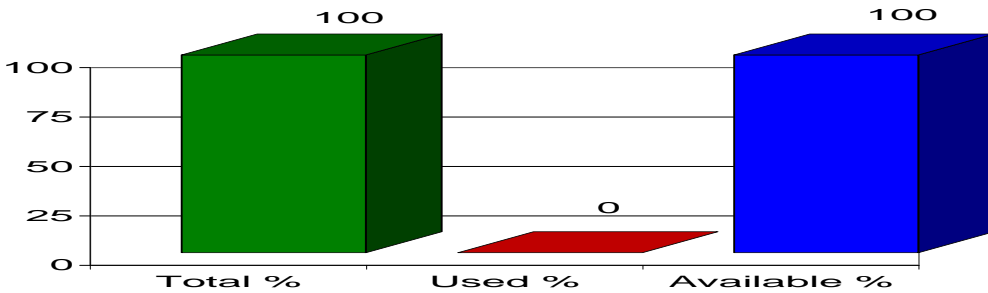


Quota Report 09/17/2012

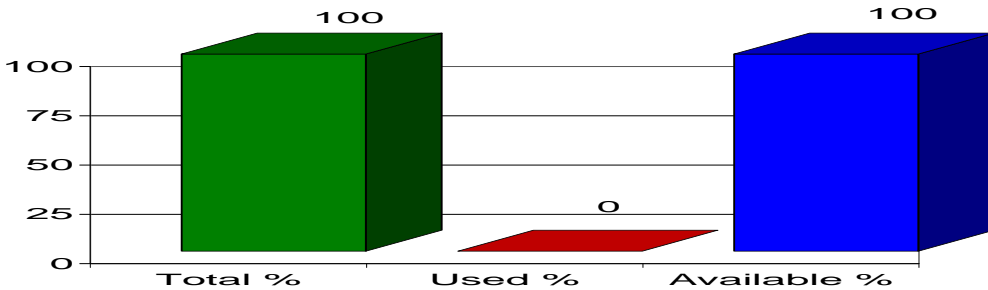
Heading: AGRIC - CAFTA - 99 USN 08a - Dominican Republic, Other Dairy
Period: 01/01/2012 Through: 12/31/2012
Country: Dominican Republic Date/Time Filled: Open
UOM: KG Q Level: 170,000 Ent-Qty: 0 % Filled: 0



Heading: AGRIC - CAFTA - 99 USN 08a - El Salvador, Other Dairy
Period: 01/01/2012 Through: 12/31/2012
Country: El Salvador Date/Time Filled: Open
UOM: KG Q Level: 161,000 Ent-Qty: 0 % Filled: 0

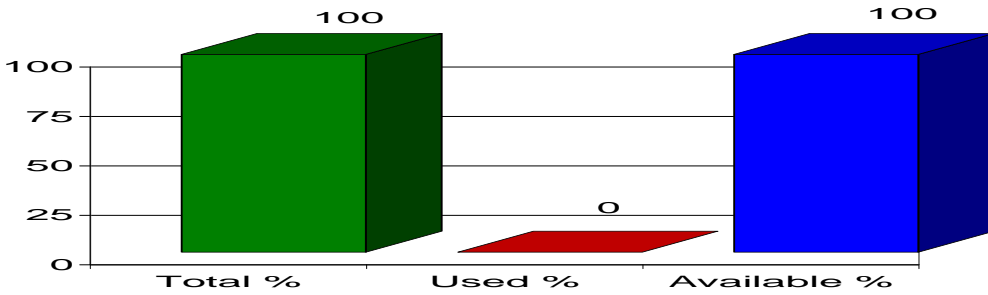


Heading: AGRIC - CAFTA - 99 USN 08a - Guatemala, Other Dairy
Period: 01/01/2012 Through: 12/31/2012
Country: Guatemala Date/Time Filled: Open
UOM: KG Q Level: 335,000 Ent-Qty: 0 % Filled: 0

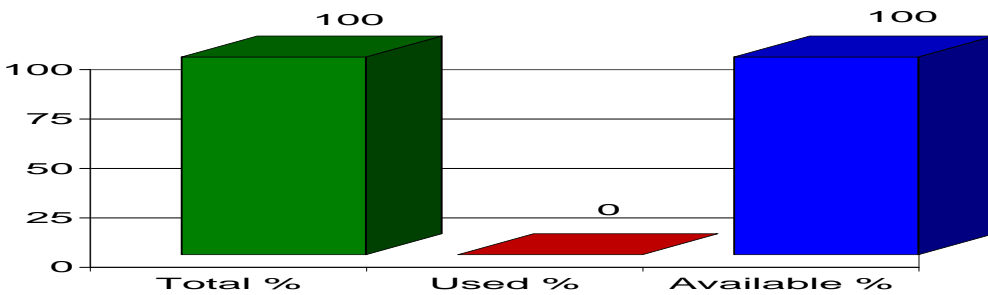


Quota Report 09/17/2012

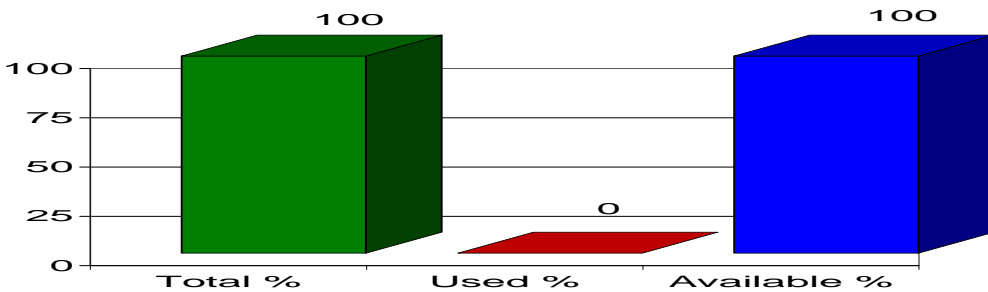
Heading: AGRIC - CAFTA - 99 USN 08a - Nicaragua, Other Dairy
Period: 01/01/2012 **Through:** 12/31/2012
Country: Nicaragua **Date/Time Filled:** Open
UOM: KG **Q Level:** 134,000 **Ent-Qty:** 0 **% Filled:** 0



Heading: AGRIC - CAFTA - 99 USN 09 - Dominican Republic, Other Dairy
Period: 01/01/2012 **Through:** 12/31/2012
Country: Dominican Republic **Date/Time Filled:** Open
UOM: KG **Q Level:** 340,000 **Ent-Qty:** 0 **% Filled:** 0

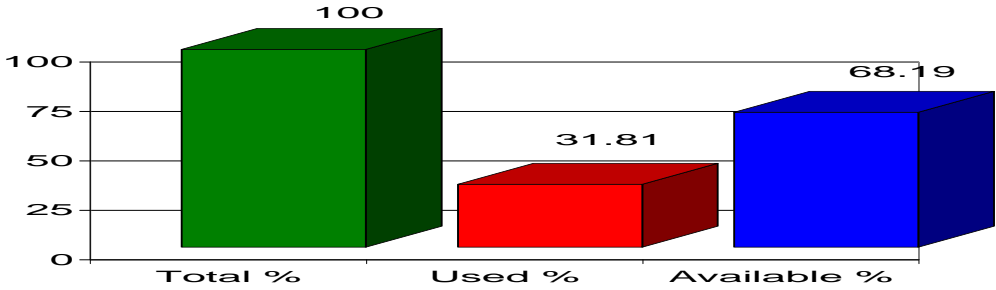


Heading: AGRIC - CAFTA - 99 USN 10a - Costa Rica, Cheese
Period: 01/01/2012 **Through:** 12/31/2012
Country: Costa Rica **Date/Time Filled:** Open
UOM: KG **Q Level:** 402,000 **Ent-Qty:** 0 **% Filled:** 0

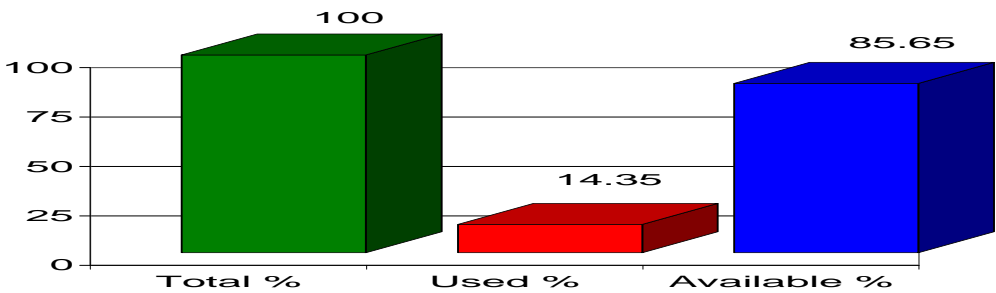


Quota Report 09/17/2012

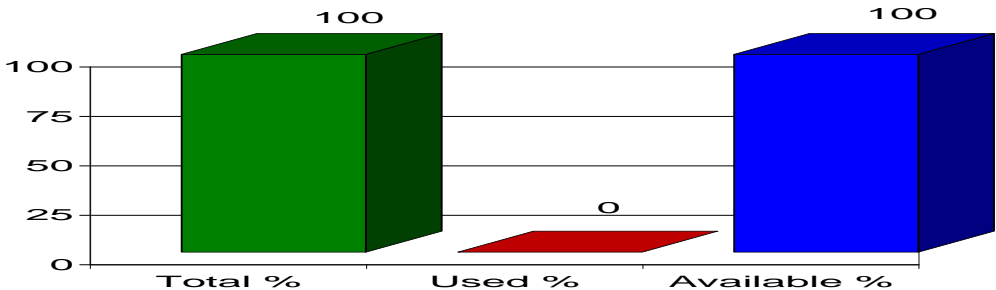
Heading: AGRIC - CAFTA - 99 USN 10a - Dominican Republic, Cheese
Period: 01/01/2012 **Through:** 12/31/2012
Country: Dominican Republic **Date/Time Filled:** Open
UOM: KG **Q Level:** 638,000 **Ent-Qty:** 202,960 **% Filled:** 31.81



Heading: AGRIC - CAFTA - 99 USN 10a - El Salvador, Cheese
Period: 01/01/2012 **Through:** 12/31/2012
Country: El Salvador **Date/Time Filled:** Open
UOM: KG **Q Level:** 603,000 **Ent-Qty:** 86,555 **% Filled:** 14.35

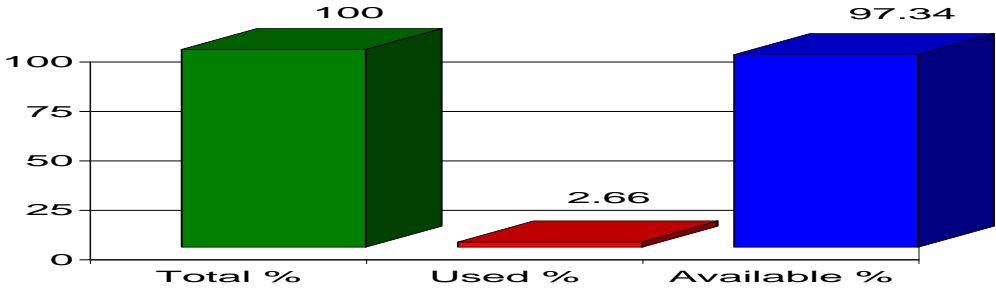


Heading: AGRIC - CAFTA - 99 USN 10a - Guatemala, Cheese
Period: 01/01/2012 **Through:** 12/31/2012
Country: Guatemala **Date/Time Filled:** Open
UOM: KG **Q Level:** 670,000 **Ent-Qty:** 0 **% Filled:** 0

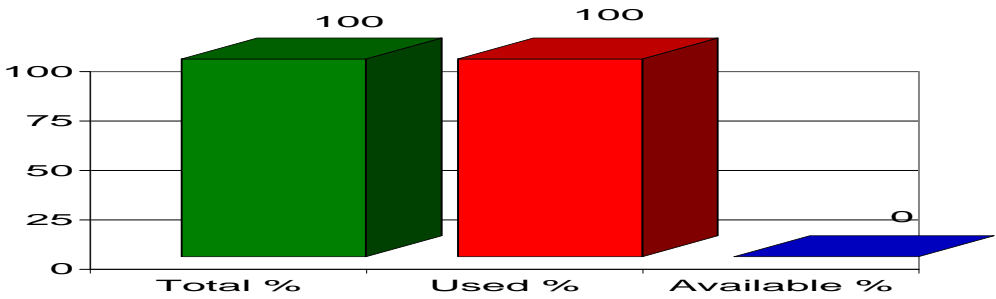


Quota Report 09/17/2012

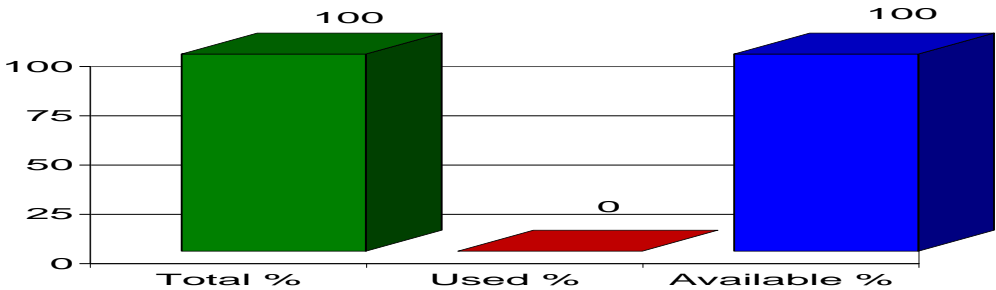
Heading: AGRIC - CAFTA - 99 USN 10a - Honduras, Cheese
Period: 01/01/2012 **Through:** 12/31/2012
Country: Honduras **Date/Time Filled:** Open
UOM: KG **Q Level:** 469,000 **Ent-Qty:** 12,468 **% Filled:** 2.66



Heading: AGRIC - CAFTA - 99 USN 10a - Nicaragua, Cheese
Period: 01/01/2012 **Through:** 12/31/2012
Country: Nicaragua **Date/Time Filled:** 04/18/2012 08:30
UOM: KG **Q Level:** 838,000 **Ent-Qty:** 838,000 **% Filled:** 100

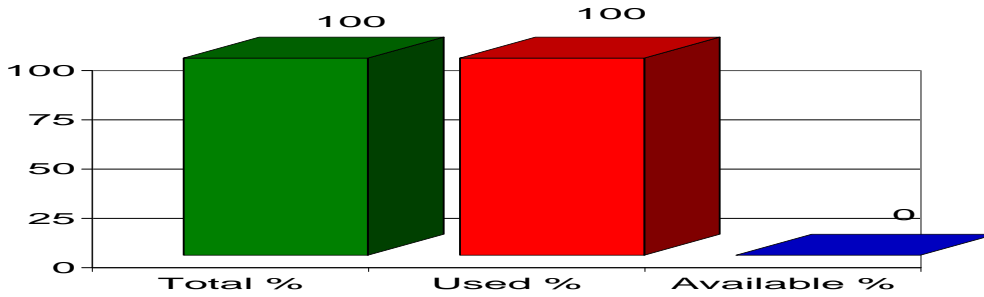


Heading: AGRIC - CAFTA - 99 USN 10b - Nicaragua, Cheese
Period: 01/01/2012 **Through:** 12/31/2012
Country: Nicaragua **Date/Time Filled:** Open
UOM: KG **Q Level:** 251,000 **Ent-Qty:** 0 **% Filled:** 0

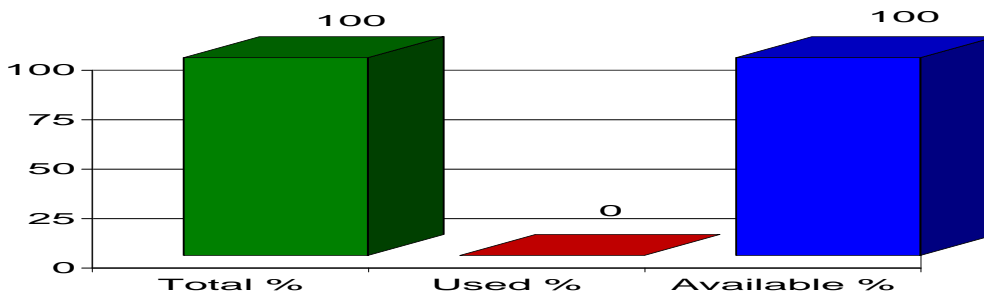


Quota Report 09/17/2012

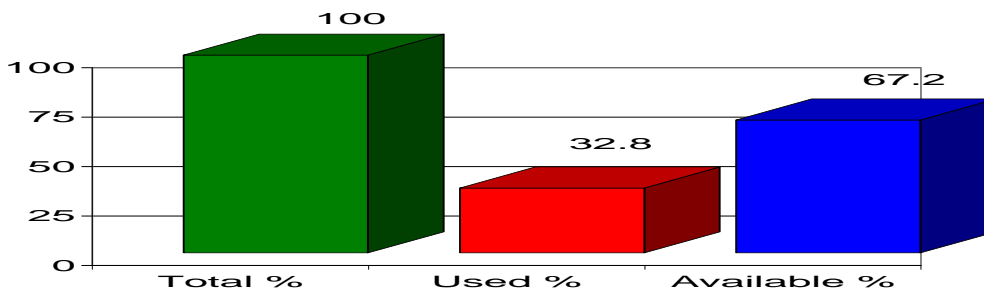
Heading: AGRIC - CAFTA - 99 USN 11- Nicaragua, Cheese
Period: 01/01/2012 **Through:** 12/31/2012
Country: Nicaragua **Date/Time Filled:** 04/17/2012 09:05
UOM: KG **Q Level:** 335,000 **Ent-Qty:** 335,000 **% Filled:** 100



Heading: AGRIC - CAFTA - 99 USN 12a - El Salvador, Peanuts
Period: 01/01/2012 **Through:** 12/31/2012
Country: El Salvador **Date/Time Filled:** Open
UOM: KG **Q Level:** 650,000 **Ent-Qty:** 0 **% Filled:** 0

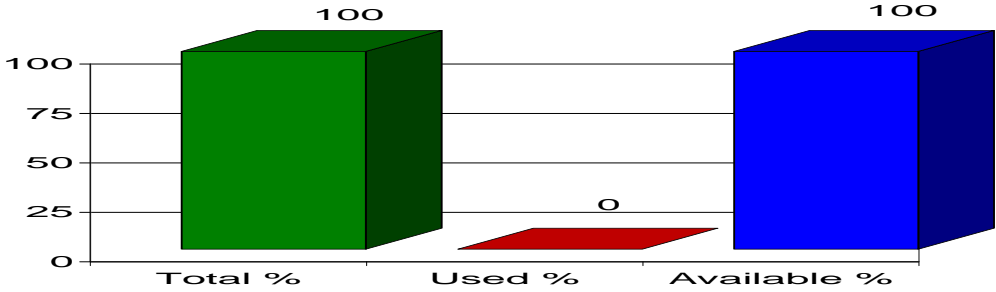


Heading: AGRIC - CAFTA - 99 USN 12a - Nicaragua, Peanuts
Period: 01/01/2012 **Through:** 12/31/2012
Country: Nicaragua **Date/Time Filled:** Open
UOM: KG **Q Level:** 12,000,000 **Ent-Qty:** 3,935,960 **% Filled:** 32.8

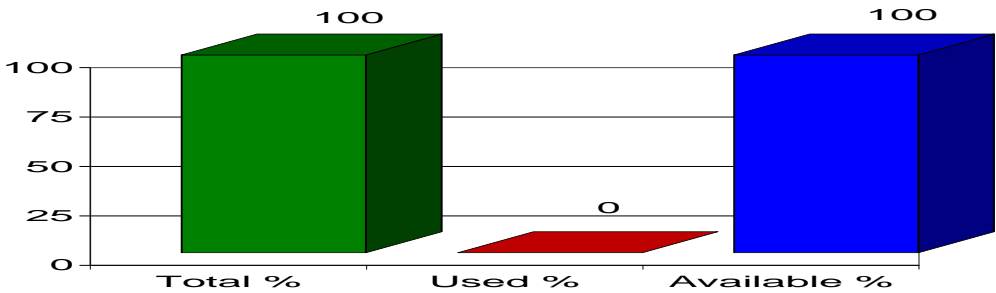


Quota Report 09/17/2012

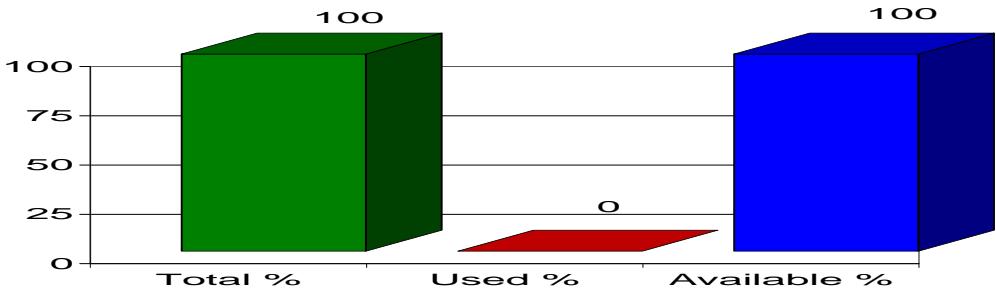
Heading: **AGRIC - CAFTA - 99 USN 13a - Nicaragua, Peanut Butter**
Period: **01/01/2012** Through: **12/31/2012**
Country: **Nicaragua** Date/Time Filled: **Open**
UOM: **KG** Q Level: **448,000** Ent-Qty: **0** % Filled: **0**



Heading: **AGRIC - CAFTA - 99 USN 14a - Costa Rica, Ice Cream**
Period: **01/01/2012** Through: **12/31/2012**
Country: **Costa Rica** Date/Time Filled: **Open**
UOM: **L** Q Level: **130,100** Ent-Qty: **0** % Filled: **0**

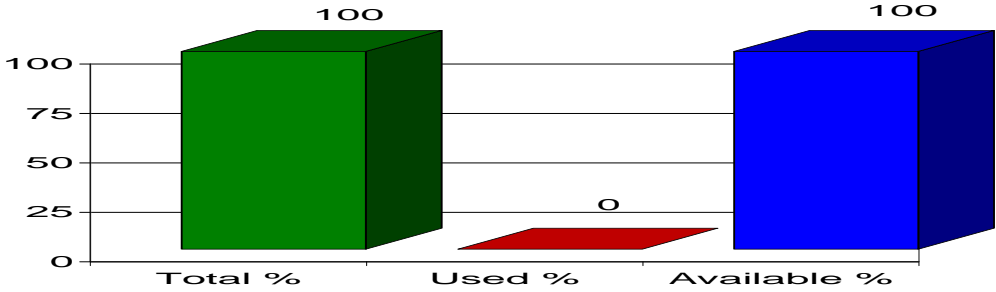


Heading: **AGRIC - CAFTA - 99 USN 14a - Dominican Republic, Ice Cream**
Period: **01/01/2012** Through: **12/31/2012**
Country: **Dominican Republic** Date/Time Filled: **Open**
UOM: **L** Q Level: **247,572** Ent-Qty: **0** % Filled: **0**

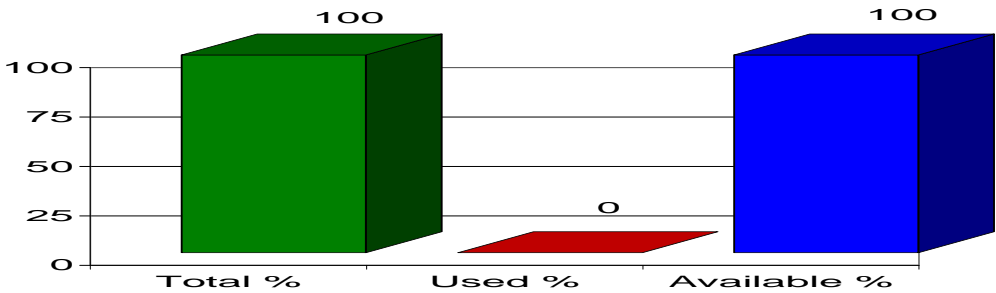


Quota Report 09/17/2012

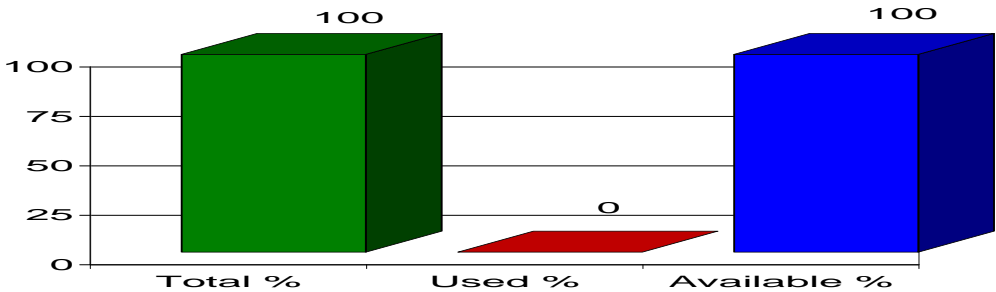
Heading: **AGRIC - CAFTA - 99 USN 14a - El Salvador, Ice Cream**
Period: **01/01/2012** Through: **12/31/2012**
Country: **El Salvador** Date/Time Filled: **Open**
UOM: **L** Q Level: **104,085** Ent-Qty: **0** % Filled: **0**



Heading: **AGRIC - CAFTA - 99 USN 14a - Guatemala, Ice Cream**
Period: **01/01/2012** Through: **12/31/2012**
Country: **Guatemala** Date/Time Filled: **Open**
UOM: **L** Q Level: **260,212** Ent-Qty: **0** % Filled: **0**

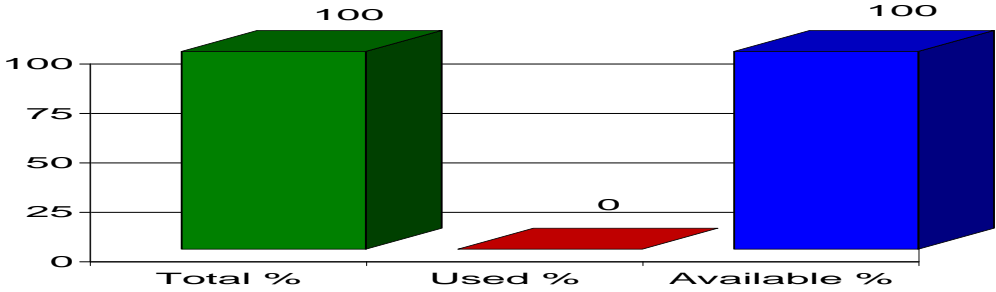


Heading: **AGRIC - CAFTA - 99 USN 14a - Honduras, Ice Cream**
Period: **01/01/2012** Through: **12/31/2012**
Country: **Honduras** Date/Time Filled: **Open**
UOM: **L** Q Level: **65,053** Ent-Qty: **0** % Filled: **0**

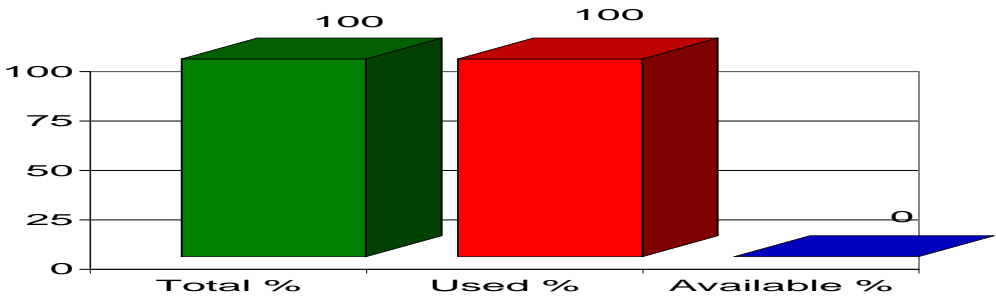


Quota Report 09/17/2012

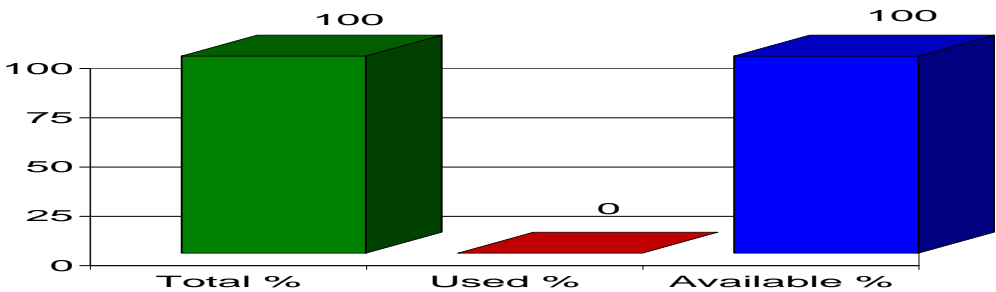
Heading: AGRIC - CAFTA - 99 USN 14a - Nicaragua, Ice Cream
Period: 01/01/2012 **Through:** 12/31/2012
Country: Nicaragua **Date/Time Filled:** Open
UOM: L **Q Level:** 357,791 **Ent-Qty:** 0 **% Filled:** 0



Heading: AGRIC - Chile Free Trade - 99 USN 04, Chickens, Turkeys
Period: 01/01/2012 **Through:** 12/31/2012
Country: Chile **Date/Time Filled:** 08/13/2012 12:52
UOM: KG **Q Level:** 10,721,000 **Ent-Qty:** 10,721,000 **% Filled:** 100

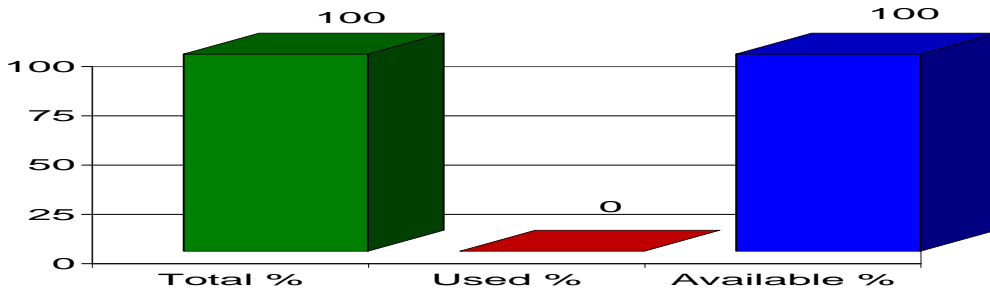


Heading: AGRIC - Chile Free Trade - 99 USN 05, Dairy
Period: 01/01/2012 **Through:** 12/31/2012
Country: Chile **Date/Time Filled:** Open
UOM: KG **Q Level:** 515,000 **Ent-Qty:** 0 **% Filled:** 0

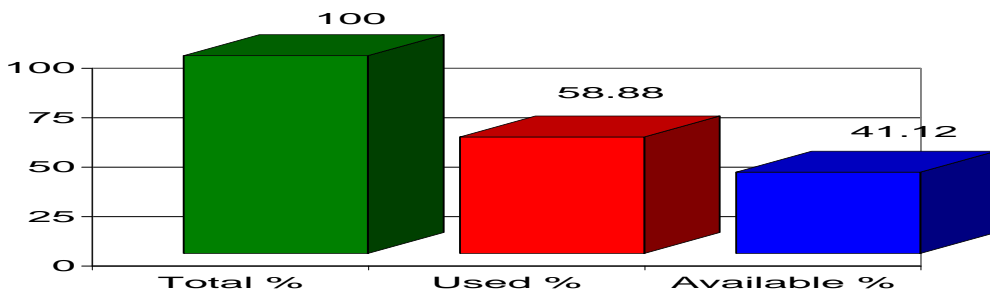


Quota Report 09/17/2012

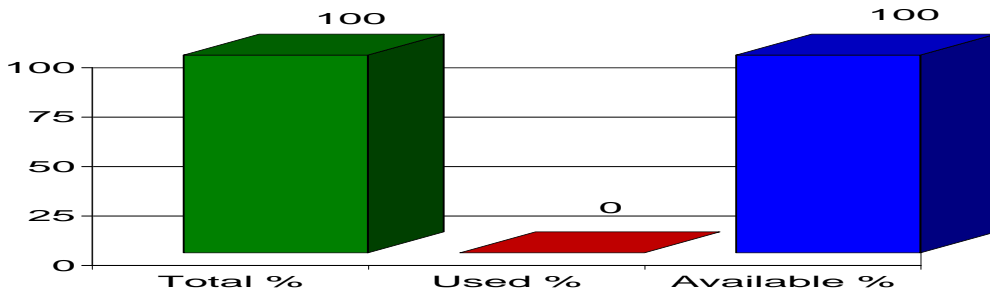
Heading: AGRIC - Chile Free Trade - 99 USN 06, Dairy
Period: 01/01/2012 **Through:** 12/31/2012
Country: Chile **Date/Time Filled:** Open
UOM: KG **Q Level:** 1,423,000 **Ent-Qty:** 0 **% Filled:** 0



Heading: AGRIC - Chile Free Trade - 99 USN 07, Dairy
Period: 01/01/2012 **Through:** 12/31/2012
Country: Chile **Date/Time Filled:** Open
UOM: KG **Q Level:** 777,000 **Ent-Qty:** 457,509 **% Filled:** 58.88

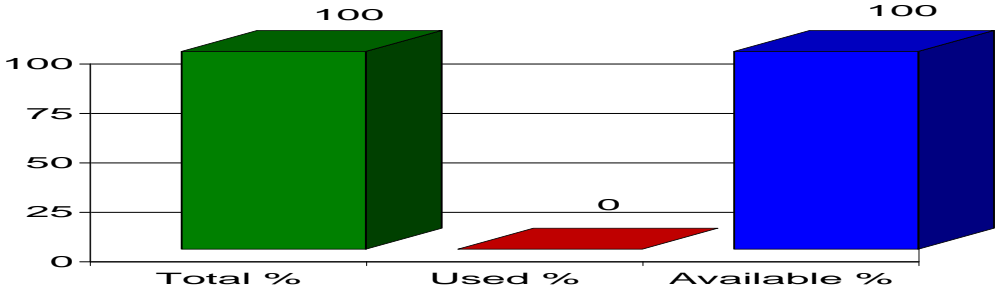


Heading: AGRIC - Chile Free Trade - 99 USN 08, Concentrated/Condensed Milk
Period: 01/01/2012 **Through:** 12/31/2012
Country: Chile **Date/Time Filled:** Open
UOM: KG **Q Level:** 840,000 **Ent-Qty:** 0 **% Filled:** 0

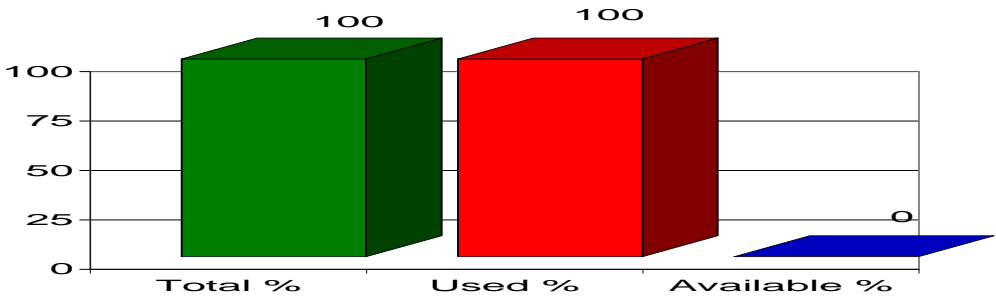


Quota Report 09/17/2012

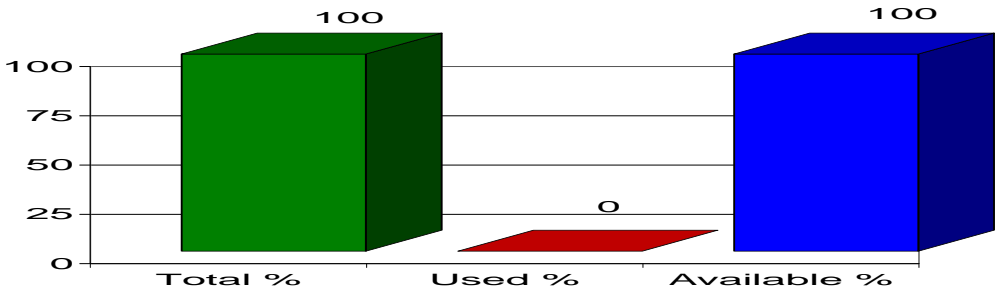
Heading: AGRIC - Chile Free Trade - 99 USN 09, Cheese
Period: 01/01/2012 **Through:** 12/31/2012
Country: Chile **Date/Time Filled:** Open
UOM: KG **Q Level:** 2,460,000 **Ent-Qty:** 0 **% Filled:** 0



Heading: AGRIC - Chile Free Trade - 99 USN 10, Avocados
Period: 01/01/2012 **Through:** 09/30/2012
Country: Chile **Date/Time Filled:** 03/12/2012 08:30
UOM: KG **Q Level:** 22,162,000 **Ent-Qty:** 22,162,000 **% Filled:** 100

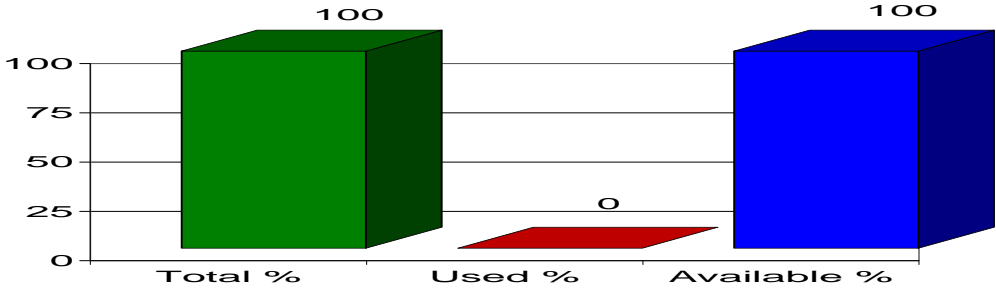


Heading: AGRIC - Chile Free Trade - 99 USN 11, Avocados
Period: 10/01/2012 **Through:** 12/31/2012
Country: Chile **Date/Time Filled:** Open
UOM: KG **Q Level:** 50,233,000 **Ent-Qty:** 0 **% Filled:** 0

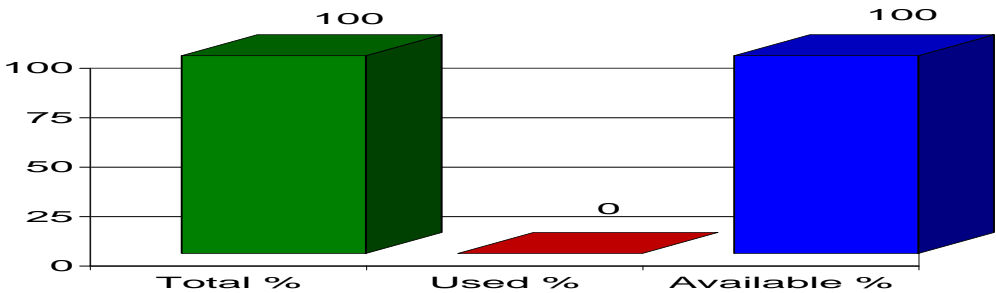


Quota Report 09/17/2012

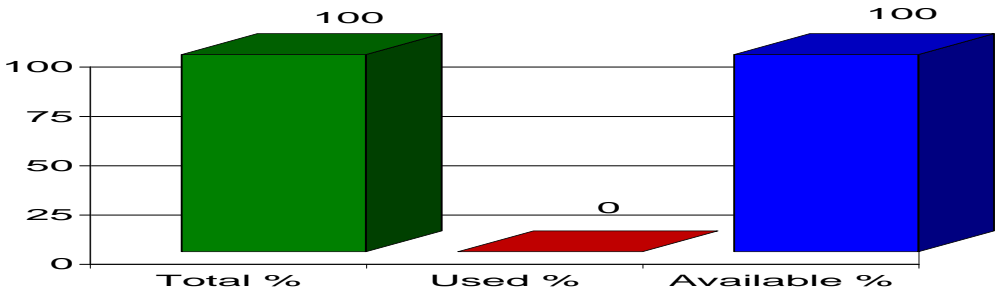
Heading: AGRIC - Chile Free Trade - 99 USN 14, Tobacco
Period: 01/01/2012 **Through:** 12/31/2012
Country: Chile **Date/Time Filled:** Open
UOM: KG **Q Level:** 912,000 **Ent-Qty:** 0 **% Filled:** 0



Heading: AGRIC - Chile Free Trade - 99 USN 17, Hotel/Restaurant Table & Kitchenware
Period: 01/01/2012 **Through:** 12/31/2012
Country: Chile **Date/Time Filled:** Open
UOM: DP **Q Level:** 20,000 **Ent-Qty:** 0 **% Filled:** 0

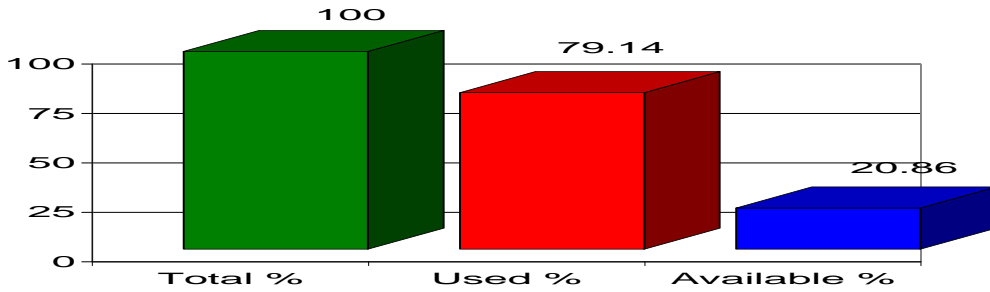


Heading: AGRIC - Israel Free Trade - 99 USN 03, Butter, Fresh or Sour Cream
Period: 01/01/2012 **Through:** 12/31/2012
Country: Israel **Date/Time Filled:** Open
UOM: KG **Q Level:** 466,000 **Ent-Qty:** 0 **% Filled:** 0

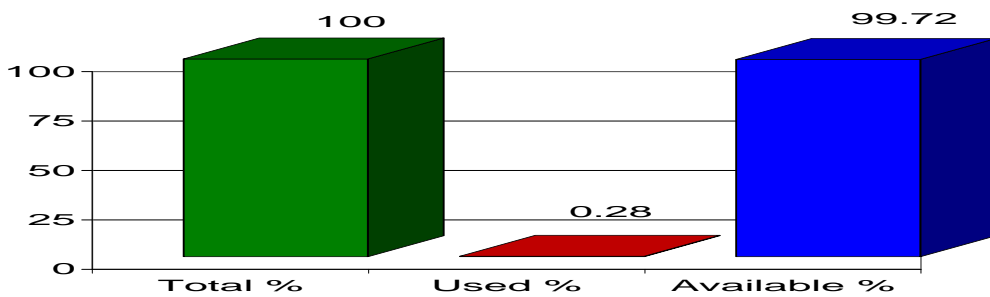


Quota Report 09/17/2012

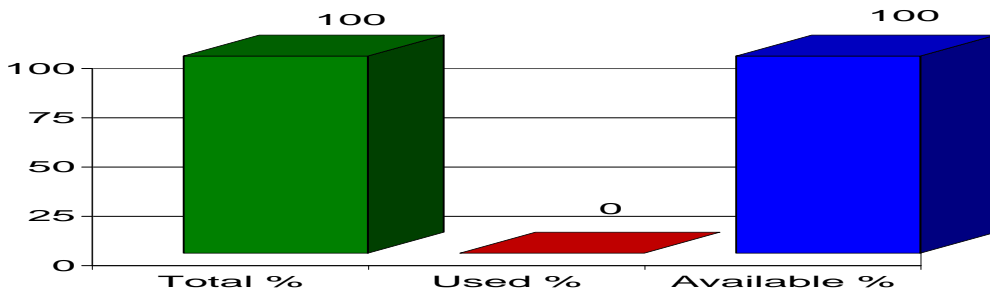
Heading: AGRIC - Israel Free Trade - 99 USN 04, Dried Milk
Period: 01/01/2012 **Through:** 12/31/2012
Country: Israel **Date/Time Filled:** Open
UOM: KG **Q Level:** 1,304,000 **Ent-Qty:** 1,032,000 **% Filled:** 79.14



Heading: AGRIC - Israel Free Trade - 99 USN 05, Cheese, Cheese Substitutes
Period: 01/01/2012 **Through:** 12/31/2012
Country: Israel **Date/Time Filled:** Open
UOM: KG **Q Level:** 1,534,000 **Ent-Qty:** 4,294 **% Filled:** 0.28

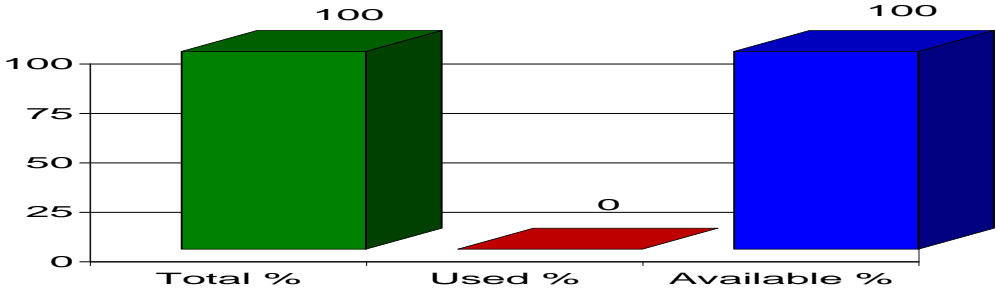


Heading: AGRIC - Israel Free Trade - 99 USN 06, Peanuts
Period: 01/01/2012 **Through:** 12/31/2012
Country: Israel **Date/Time Filled:** Open
UOM: KG **Q Level:** 131,000 **Ent-Qty:** 0 **% Filled:** 0

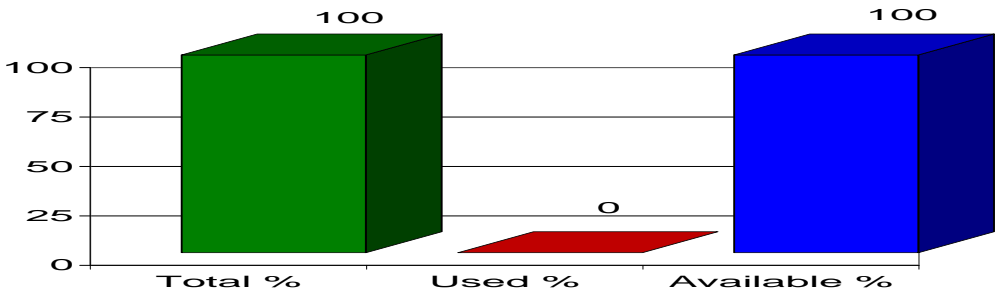


Quota Report 09/17/2012

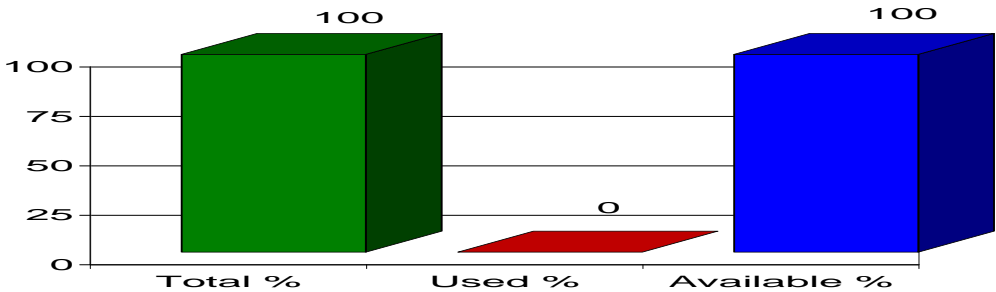
Heading: AGRIC - Israel Free Trade - 99 USN 07, Ice Cream
Period: 01/01/2012 **Through:** 12/31/2012
Country: Israel **Date/Time Filled:** Open
UOM: L **Q Level:** 707,000 **Ent-Qty:** 0 **% Filled:** 0



Heading: AGRIC - Morocco Free Trade - 99 USN 03, Beef
Period: 01/01/2012 **Through:** 12/31/2012
Country: Morocco **Date/Time Filled:** Open
UOM: KG **Q Level:** 18,980 **Ent-Qty:** 0 **% Filled:** 0

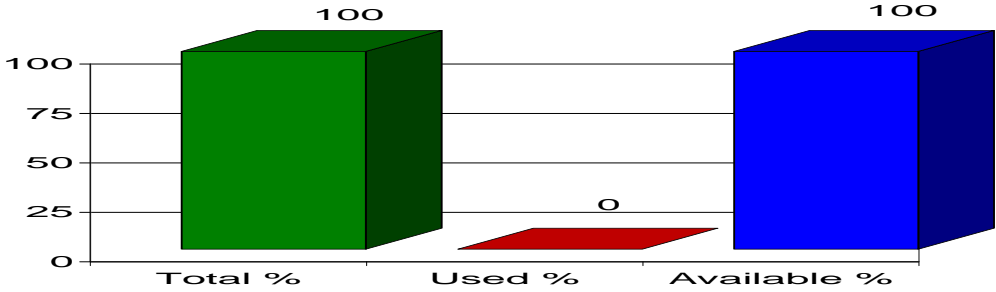


Heading: AGRIC - Morocco Free Trade - 99 USN 04, Liquid Dairy
Period: 01/01/2012 **Through:** 12/31/2012
Country: Morocco **Date/Time Filled:** Open
UOM: L **Q Level:** 1,898 **Ent-Qty:** 0 **% Filled:** 0

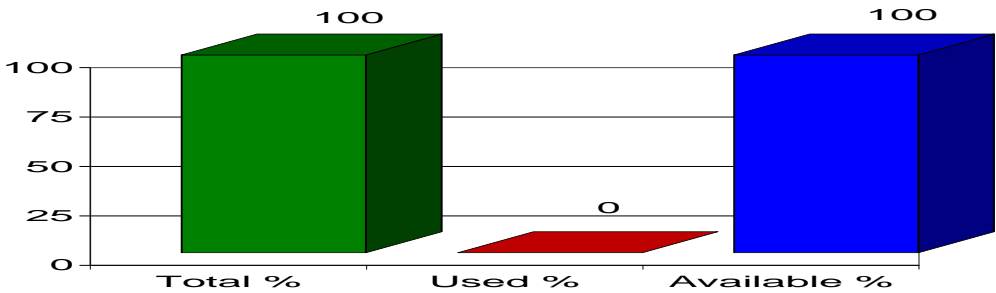


Quota Report 09/17/2012

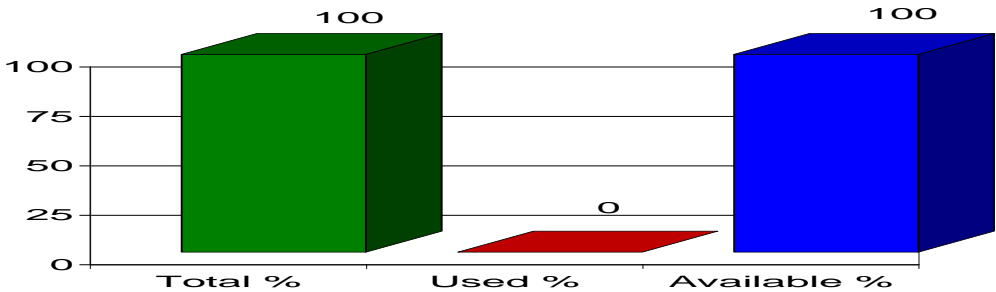
Heading: AGRIC - Morocco Free Trade - 99 USN 05, Butter
Period: 01/01/2012 **Through:** 12/31/2012
Country: Morocco **Date/Time Filled:** Open
UOM: KG **Q Level:** 12,653 **Ent-Qty:** 0 **% Filled:** 0



Heading: AGRIC - Morocco Free Trade - 99 USN 06, Milk Powder
Period: 01/01/2012 **Through:** 12/31/2012
Country: Morocco **Date/Time Filled:** Open
UOM: KG **Q Level:** 12,653 **Ent-Qty:** 0 **% Filled:** 0

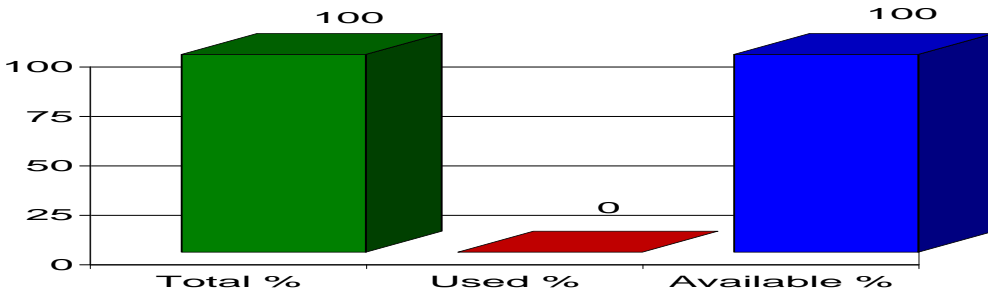


Heading: AGRIC - Morocco Free Trade - 99 USN 07, Other Dairy Products
Period: 01/01/2012 **Through:** 12/31/2012
Country: Morocco **Date/Time Filled:** Open
UOM: KG **Q Level:** 18,980 **Ent-Qty:** 0 **% Filled:** 0

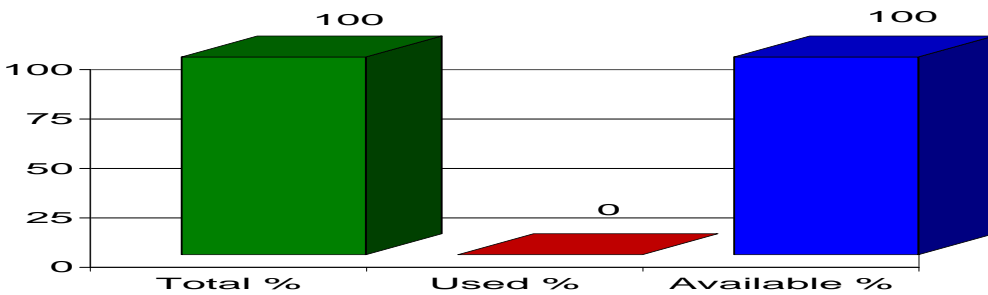


Quota Report 09/17/2012

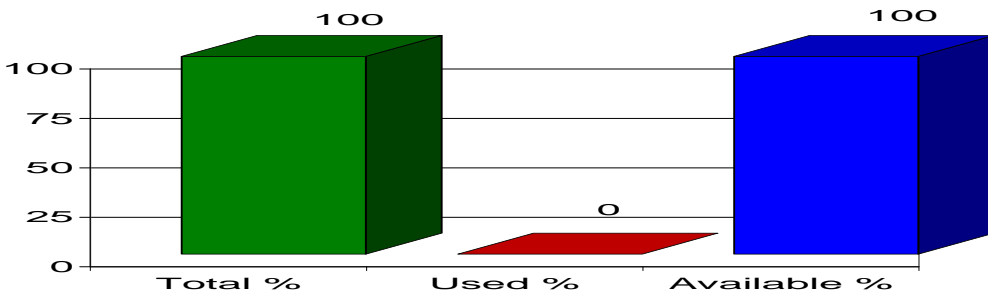
Heading: **AGRIC - Morocco Free Trade - 99 USN 08, Cheese**
Period: **01/01/2012** Through: **12/31/2012**
Country: **Morocco** Date/Time Filled: **Open**
UOM: **KG** Q Level: **37,960** Ent-Qty: **0** % Filled: **0**



Heading: **AGRIC - Morocco Free Trade - 99 USN 09, Dried Onions**
Period: **01/01/2012** Through: **12/31/2012**
Country: **Morocco** Date/Time Filled: **Open**
UOM: **KG** Q Level: **12,653** Ent-Qty: **0** % Filled: **0**

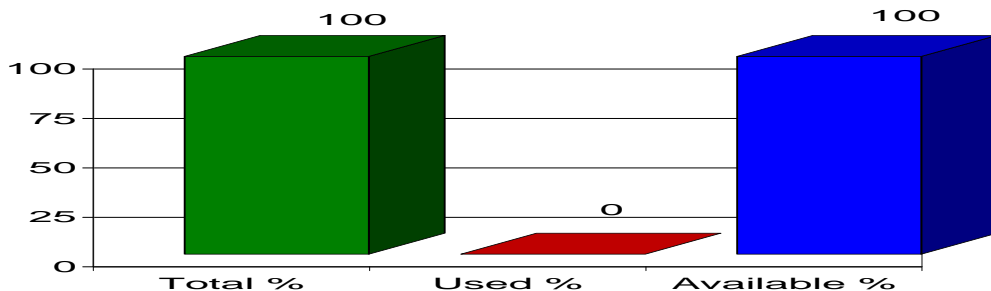


Heading: **AGRIC - Morocco Free Trade - 99 USN 10, Dried Garlic**
Period: **01/01/2012** Through: **12/31/2012**
Country: **Morocco** Date/Time Filled: **Open**
UOM: **KG** Q Level: **6,327** Ent-Qty: **0** % Filled: **0**

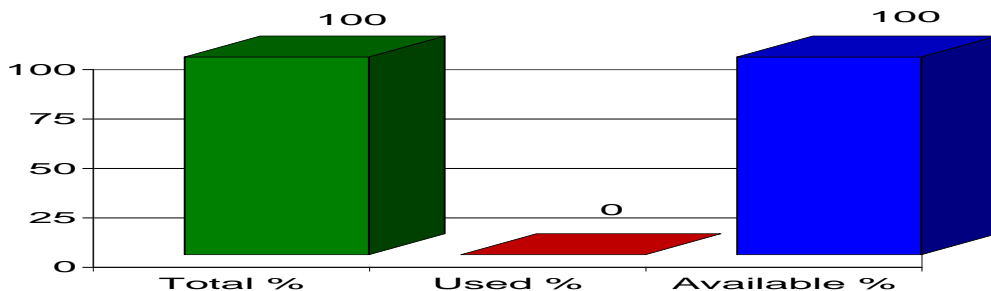


Quota Report 09/17/2012

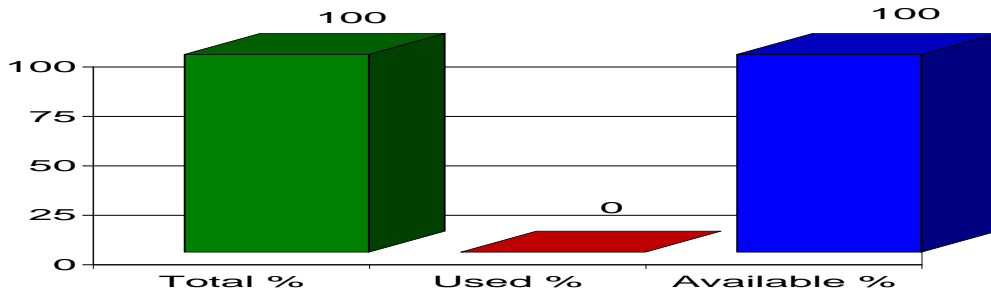
Heading: AGRIC - Morocco Free Trade - 99 USN 11, Peanuts
Period: 01/01/2012 **Through:** 12/31/2012
Country: Morocco **Date/Time Filled:** Open
UOM: KG **Q Level:** 1,265 **Ent-Qty:** 0 **% Filled:** 0



Heading: AGRIC - Morocco Free Trade - 99 USN 13, Preserved Tomato Products, Paste, Puree
Period: 01/01/2012 **Through:** 12/31/2012
Country: Morocco **Date/Time Filled:** Open
UOM: KG **Q Level:** 380,000 **Ent-Qty:** 0 **% Filled:** 0

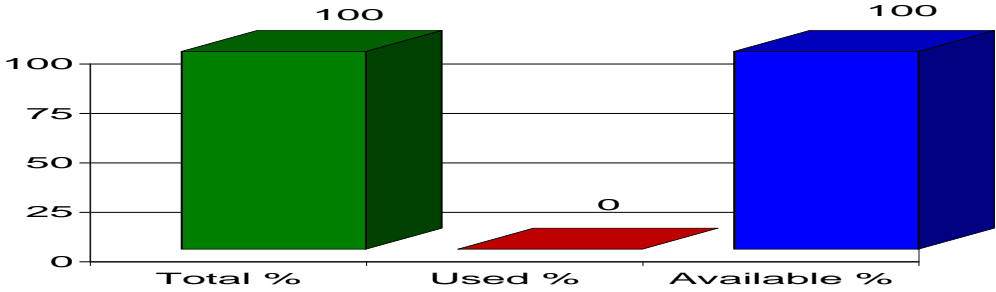


Heading: AGRIC - Morocco Free Trade - 99 USN 14, Tomato Sauces
Period: 01/01/2012 **Through:** 12/31/2012
Country: Morocco **Date/Time Filled:** Open
UOM: KG **Q Level:** 253,000 **Ent-Qty:** 0 **% Filled:** 0

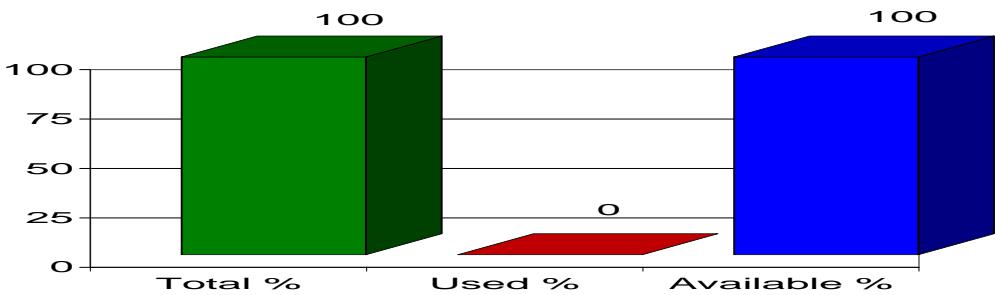


Quota Report 09/17/2012

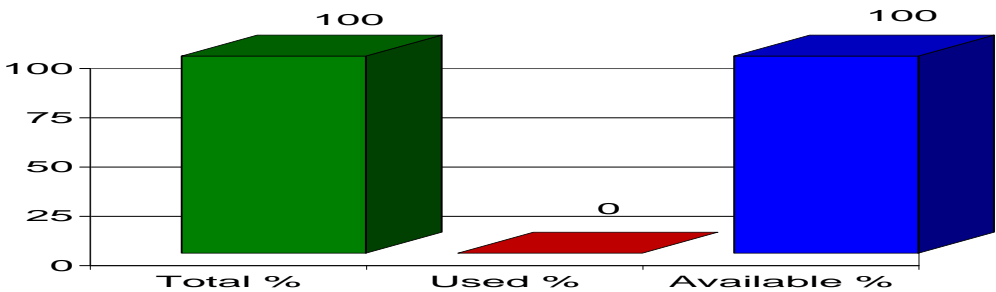
Heading: AGRIC - Morocco Free Trade - 99 USN 15, Tobacco
Period: 01/01/2012 **Through:** 12/31/2012
Country: Morocco **Date/Time Filled:** Open
UOM: KG **Q Level:** 6,327 **Ent-Qty:** 0 **% Filled:** 0



Heading: AGRIC - Morocco Free Trade - 99 USN 16, Cotton
Period: 01/01/2012 **Through:** 12/31/2012
Country: Morocco **Date/Time Filled:** Open
UOM: KG **Q Level:** 6,327 **Ent-Qty:** 0 **% Filled:** 0

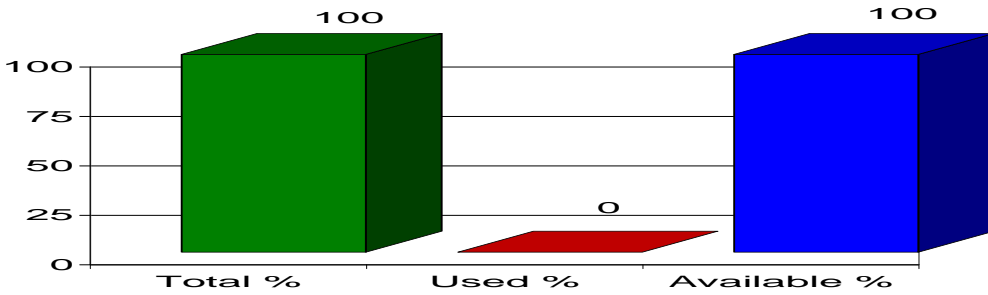


Heading: AGRIC - Oman Free Trade - 99 USN 03, Beef
Period: 01/01/2012 **Through:** 12/31/2012
Country: Oman **Date/Time Filled:** Open
UOM: KG **Q Level:** 19,965 **Ent-Qty:** 0 **% Filled:** 0

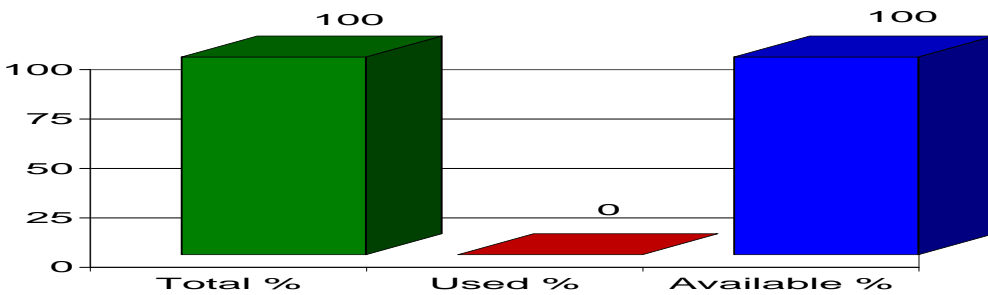


Quota Report 09/17/2012

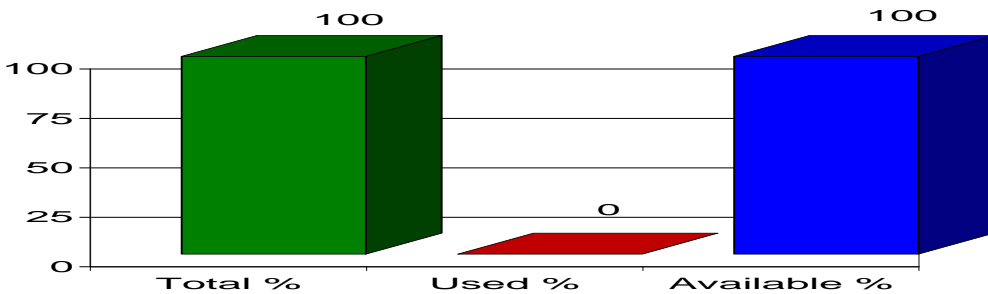
Heading: **AGRIC - Oman Free Trade - 99 USN 04, Liquid Dairy**
Period: **01/01/2012** Through: **12/31/2012**
Country: **Oman** Date/Time Filled: **Open**
UOM: **L** Q Level: **1,330** Ent-Qty: **0** % Filled: **0**



Heading: **AGRIC - Oman Free Trade - 99 USN 05, Butter**
Period: **01/01/2012** Through: **12/31/2012**
Country: **Oman** Date/Time Filled: **Open**
UOM: **KG** Q Level: **6,665** Ent-Qty: **0** % Filled: **0**

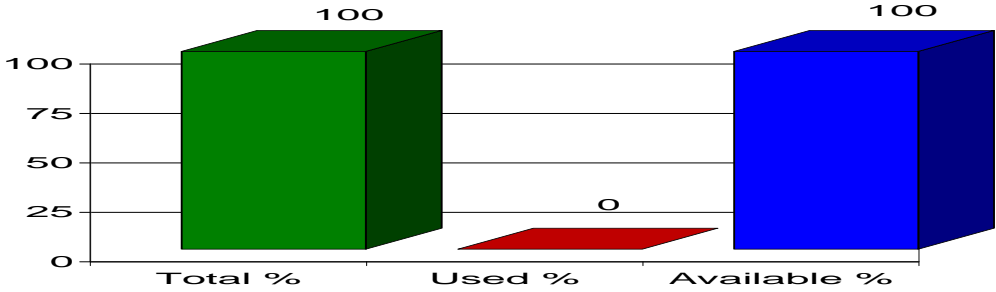


Heading: **AGRIC - Oman Free Trade - 99 USN 06, Milk Powder**
Period: **01/01/2012** Through: **12/31/2012**
Country: **Oman** Date/Time Filled: **Open**
UOM: **KG** Q Level: **6,665** Ent-Qty: **0** % Filled: **0**

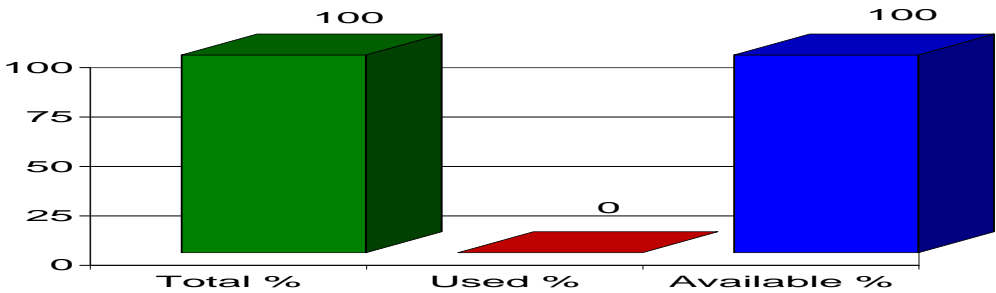


Quota Report 09/17/2012

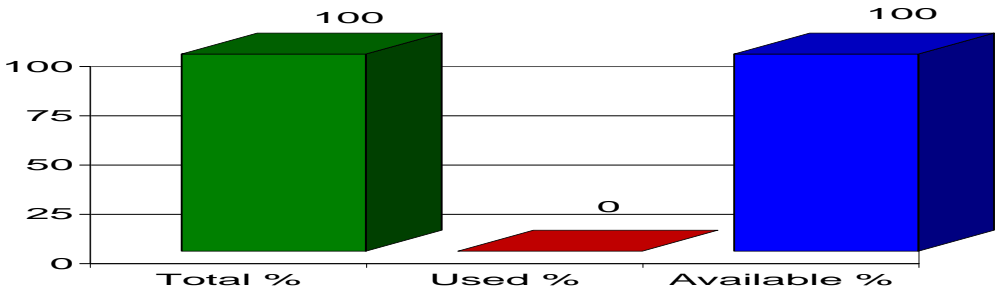
Heading: **AGRIC - Oman Free Trade - 99 USN 07, Other Dairy Products**
Period: **01/01/2012** Through: **12/31/2012**
Country: **Oman** Date/Time Filled: **Open**
UOM: **KG** Q Level: **6,665** Ent-Qty: **0** % Filled: **0**



Heading: **AGRIC - Oman Free Trade - 99 USN 08, Cheese**
Period: **01/01/2012** Through: **12/31/2012**
Country: **Oman** Date/Time Filled: **Open**
UOM: **KG** Q Level: **19,965** Ent-Qty: **0** % Filled: **0**

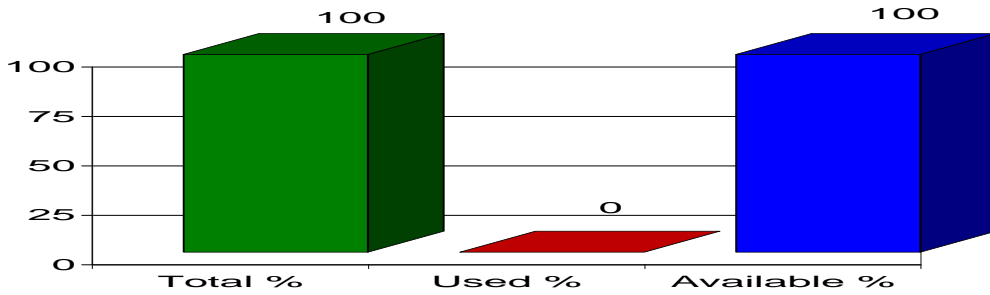


Heading: **AGRIC - Oman Free Trade - 99 USN 09, Peanuts**
Period: **01/01/2012** Through: **12/31/2012**
Country: **Oman** Date/Time Filled: **Open**
UOM: **KG** Q Level: **1,331** Ent-Qty: **0** % Filled: **0**

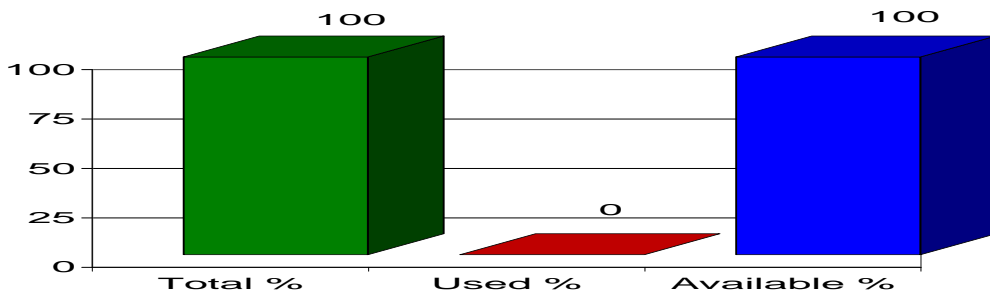


Quota Report 09/17/2012

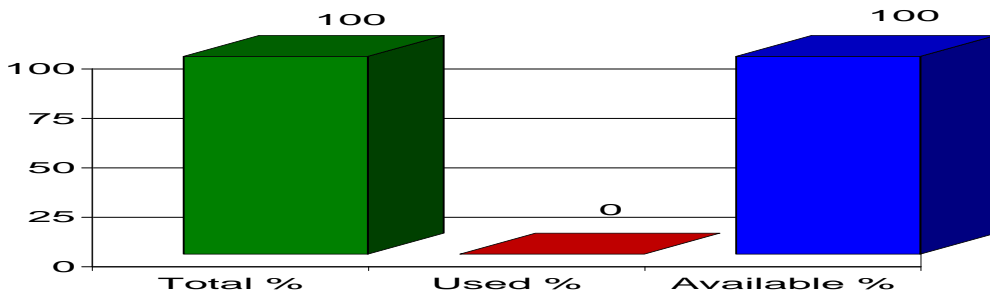
Heading: **AGRIC - Oman Free Trade - 99 USN 10, Sugar**
 Period: **01/01/2012** Through: **12/31/2012**
 Country: **Oman** Date/Time Filled: **Open**
 UOM: **KG** Q Level: **17,364** Ent-Qty: **0** % Filled: **0**



Heading: **AGRIC - Oman Free Trade - 99 USN 11, Tobacco**
 Period: **01/01/2012** Through: **12/31/2012**
 Country: **Oman** Date/Time Filled: **Open**
 UOM: **KG** Q Level: **6,665** Ent-Qty: **0** % Filled: **0**

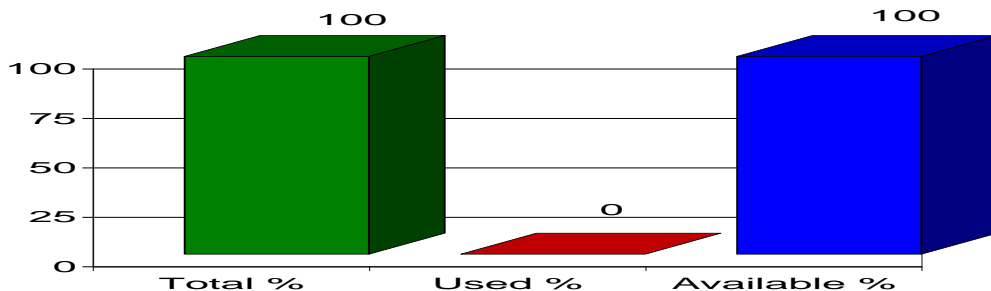


Heading: **AGRIC - Oman Free Trade - 99 USN 12, Cotton**
 Period: **01/01/2012** Through: **12/31/2012**
 Country: **Oman** Date/Time Filled: **Open**
 UOM: **KG** Q Level: **6,665** Ent-Qty: **0** % Filled: **0**

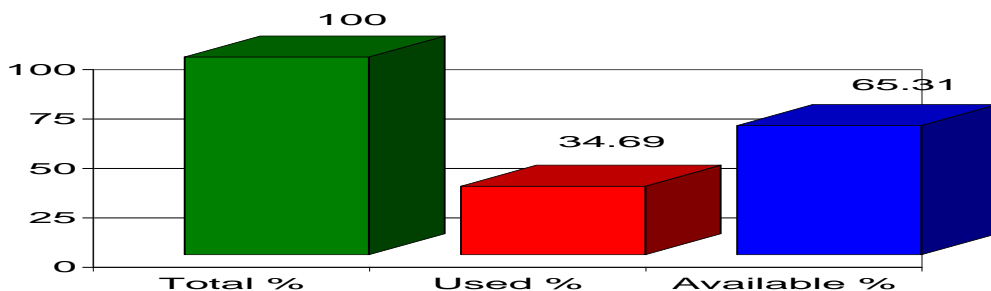


Quota Report 09/17/2012

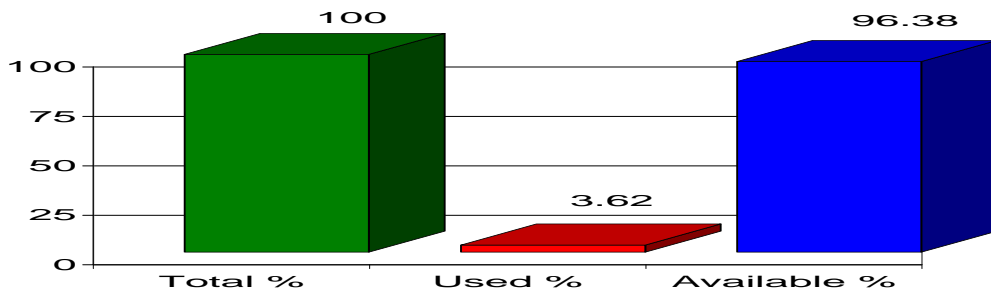
Heading: AGRIC - Peru TPA - 9822.06.15, Specialty Sugar
Period: 01/01/2012 **Through:** 12/31/2012
Country: Peru **Date/Time Filled:** Open
UOM: KG **Q Level:** 2,000,000 **Ent-Qty:** 0 **% Filled:** 0



Heading: AGRIC - Peru TPA - 99 USN 03a, Condensed/Evap Milk
Period: 01/01/2012 **Through:** 12/31/2012
Country: Peru **Date/Time Filled:** Open
UOM: KG **Q Level:** 8,430,000 **Ent-Qty:** 2,924,467 **% Filled:** 34.69

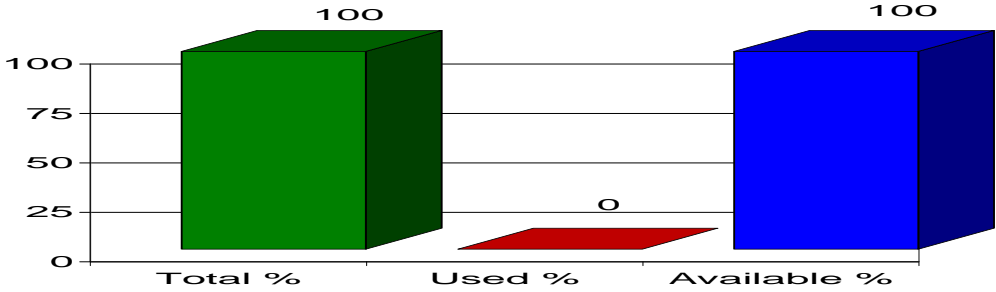


Heading: AGRIC - Peru TPA - 99 USN 04, Dairy Products
Period: 01/01/2012 **Through:** 12/31/2012
Country: Peru **Date/Time Filled:** Open
UOM: KG **Q Level:** 2,662,000 **Ent-Qty:** 96,440 **% Filled:** 3.62

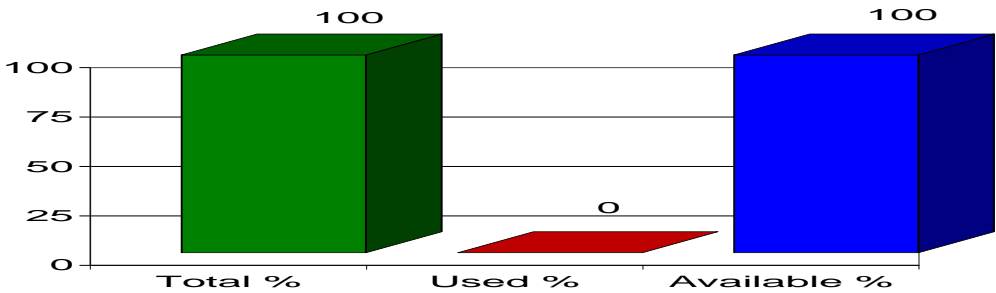


Quota Report 09/17/2012

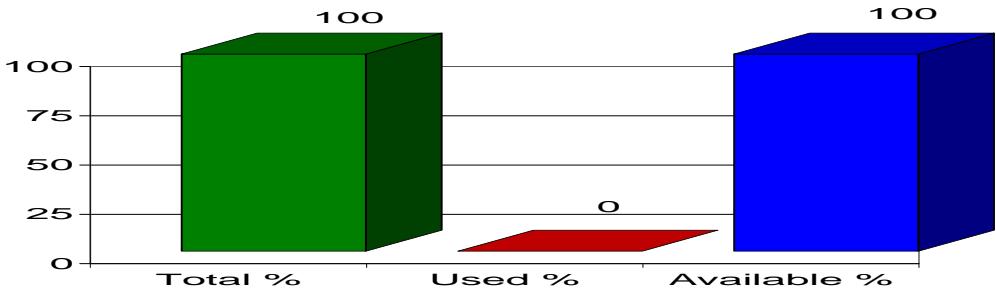
Heading: AGRIC - Peru TPA - 99 USN 05a, Cheese
Period: 01/01/2012 **Through:** 12/31/2012
Country: Peru **Date/Time Filled:** Open
UOM: KG **Q Level:** 3,512,000 **Ent-Qty:** 0 **% Filled:** 0



Heading: AGRIC - Singapore Free Trade - 99 USN 03, Beef
Period: 01/01/2012 **Through:** 12/31/2012
Country: Singapore **Date/Time Filled:** Open
UOM: KG **Q Level:** 32,154 **Ent-Qty:** 0 **% Filled:** 0

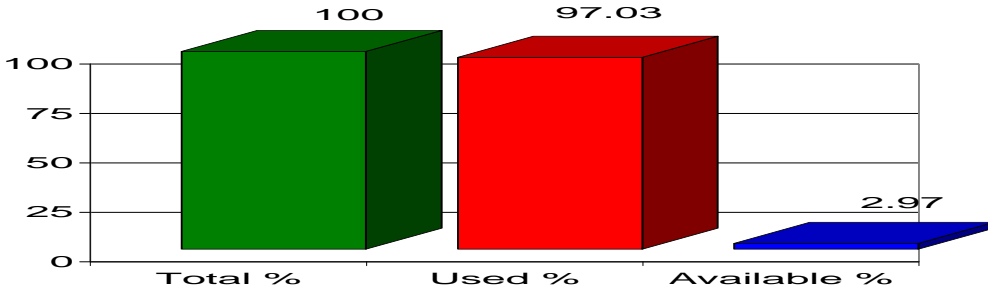


Heading: AGRIC - Singapore Free Trade - 99 USN 04, Dairy
Period: 01/01/2012 **Through:** 12/31/2012
Country: Singapore **Date/Time Filled:** Open
UOM: L **Q Level:** 2,140 **Ent-Qty:** 0 **% Filled:** 0

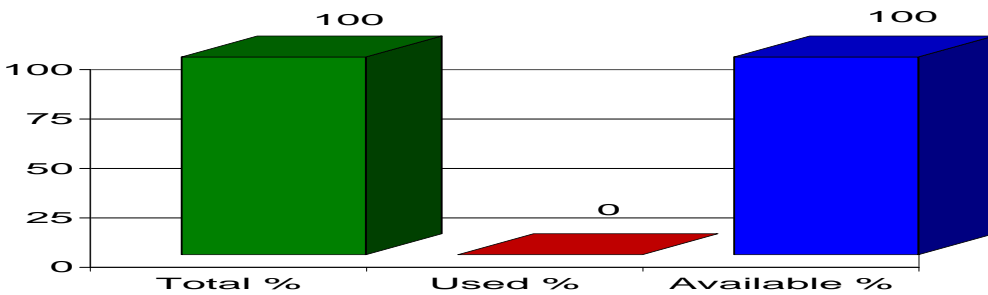


Quota Report 09/17/2012

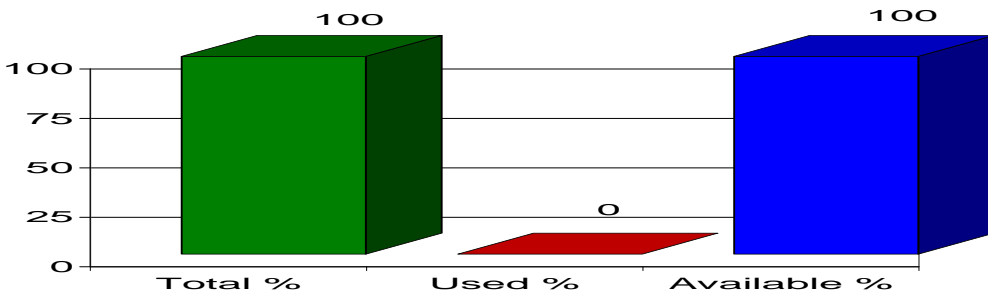
Heading: AGRIC - Singapore Free Trade - 99 USN 05, Dairy
Period: 01/01/2012 **Through:** 12/31/2012
Country: Singapore **Date/Time Filled:** Open
UOM: KG **Q Level:** 10,718 **Ent-Qty:** 10,400 **% Filled:** 97.03



Heading: AGRIC - Singapore Free Trade - 99 USN 06, Dairy
Period: 01/01/2012 **Through:** 12/31/2012
Country: Singapore **Date/Time Filled:** Open
UOM: KG **Q Level:** 10,178 **Ent-Qty:** 0 **% Filled:** 0

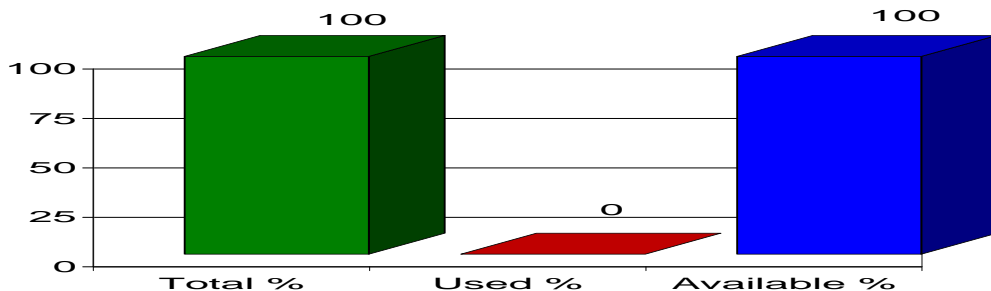


Heading: AGRIC - Singapore Free Trade - 99 USN 07, Dairy, Cocoa Products
Period: 01/01/2012 **Through:** 12/31/2012
Country: Singapore **Date/Time Filled:** Open
UOM: KG **Q Level:** 10,718 **Ent-Qty:** 0 **% Filled:** 0

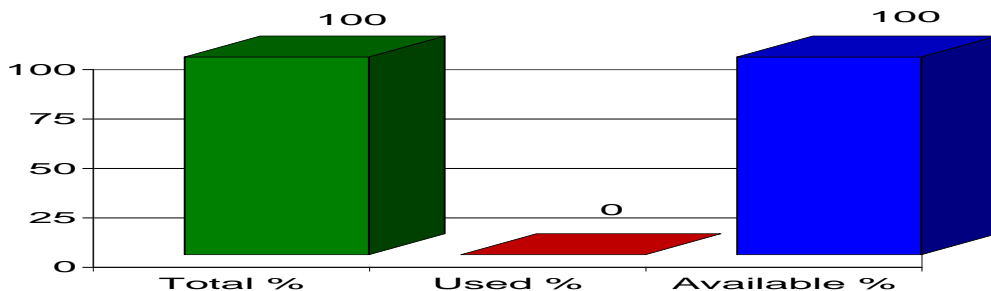


Quota Report 09/17/2012

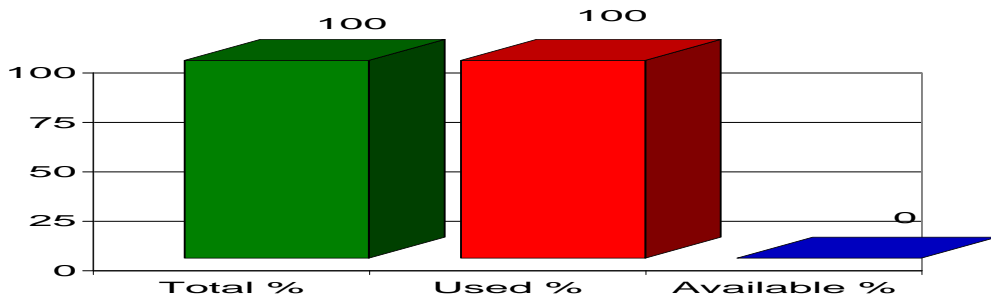
Heading: AGRIC - Singapore Free Trade - 99 USN 08, Cheese
Period: 01/01/2012 **Through:** 12/31/2012
Country: Singapore **Date/Time Filled:** Open
UOM: KG **Q Level:** 29,231 **Ent-Qty:** 0 **% Filled:** 0



Heading: AGRIC - Singapore Free Trade - 99 USN 09, Peanuts, Peanut Butter
Period: 01/01/2012 **Through:** 12/31/2012
Country: Singapore **Date/Time Filled:** Open
UOM: KG **Q Level:** 1,214 **Ent-Qty:** 0 **% Filled:** 0

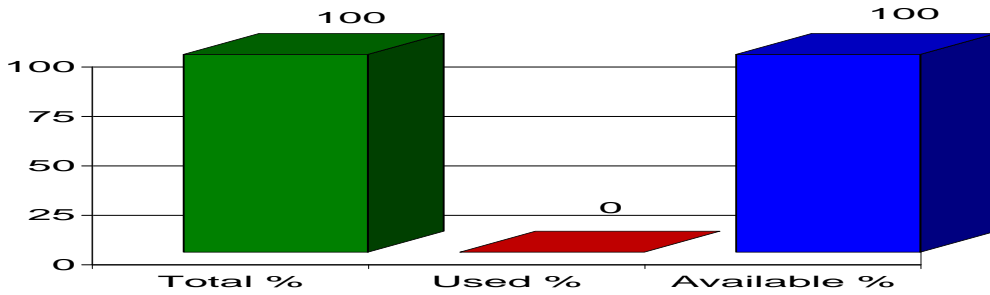


Heading: AGRIC - Singapore Free Trade - 99 USN 10, Sugar, Syrups, Mixes and Doughs
Period: 01/01/2012 **Through:** 12/31/2012
Country: Singapore **Date/Time Filled:** 03/12/2012 08:30
UOM: KG **Q Level:** 22,162 **Ent-Qty:** 22,162 **% Filled:** 100

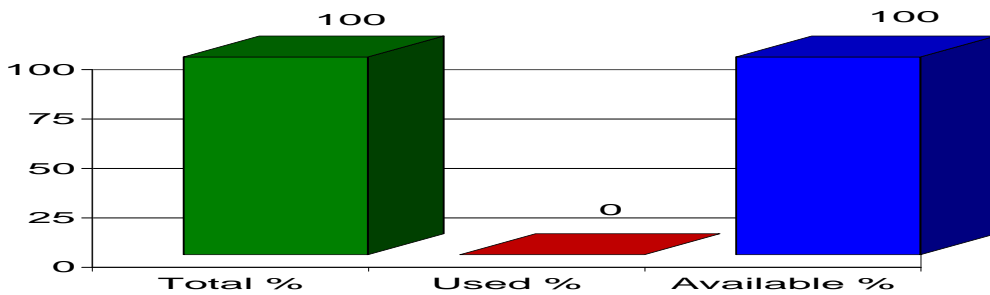


Quota Report 09/17/2012

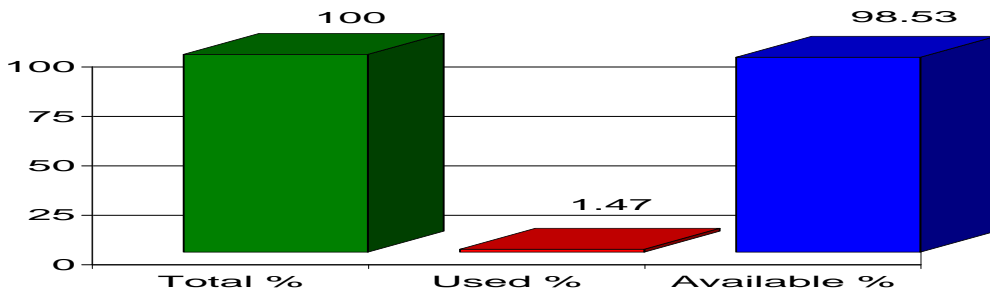
Heading: AGRIC - Singapore Free Trade - 99 USN 11, Tobacco
Period: 01/01/2012 **Through:** 12/31/2012
Country: Singapore **Date/Time Filled:** Open
UOM: KG **Q Level:** 10,718 **Ent-Qty:** 0 **% Filled:** 0



Heading: AGRIC - Singapore Free Trade - 99 USN 12, Cotton
Period: 01/01/2012 **Through:** 12/31/2012
Country: Singapore **Date/Time Filled:** Open
UOM: KG **Q Level:** 10,718 **Ent-Qty:** 0 **% Filled:** 0

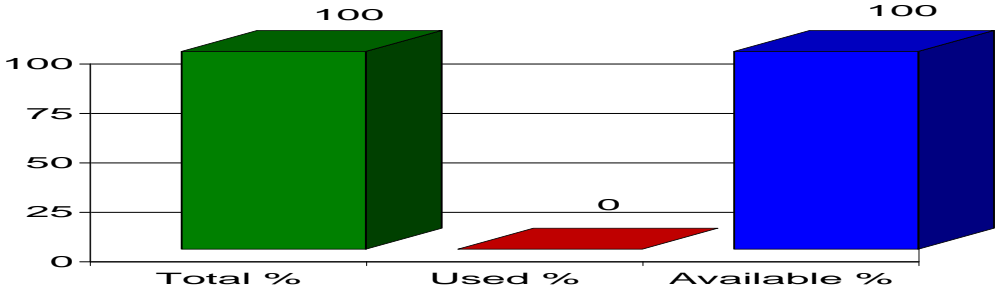


Heading: ATPDEA - Wearing Apparel and Certain Textile Products from Columbia and Ecuador
Period: 10/01/2011 **Through:** 09/30/2012
Country: All Countries **Date/Time Filled:** Open
UOM: M2 **Q Level:** 1,341,021,673 **Ent-Qty:** 19,699,283 **% Filled:** 1.47

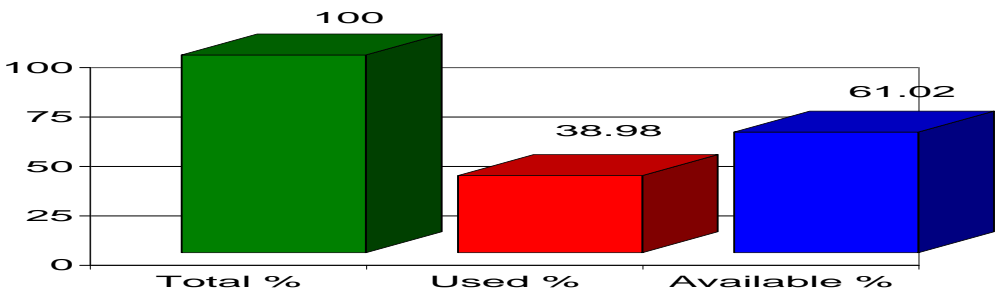


Quota Report 09/17/2012

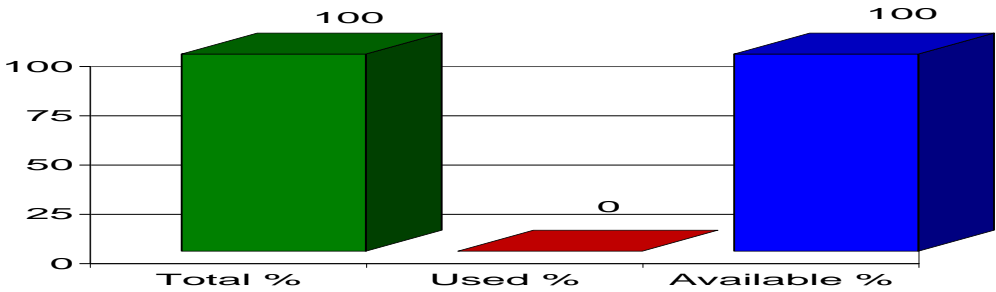
Heading: Chapter 02, Additional U.S. Note 3, Beef
Period: 01/01/2012 **Through:** 12/31/2012
Country: Argentina **Date/Time Filled:** Open
UOM: KG **Q Level:** 20,000,000 **Ent-Qty:** 0 **% Filled:** 0



Heading: Chapter 02, Additional U.S. Note 3, Beef
Period: 01/01/2012 **Through:** 12/31/2012
Country: Australia **Date/Time Filled:** Open
UOM: KG **Q Level:** 378,214,000 **Ent-Qty:** 147,436,868 **% Filled:** 38.98



Heading: Chapter 02, Additional U.S. Note 3, Beef
Period: 01/01/2012 **Through:** 12/31/2012
Country: Canada **Date/Time Filled:** Open
UOM: KG **Q Level:** 0 **Ent-Qty:** 141,507,358 **% Filled:** 0



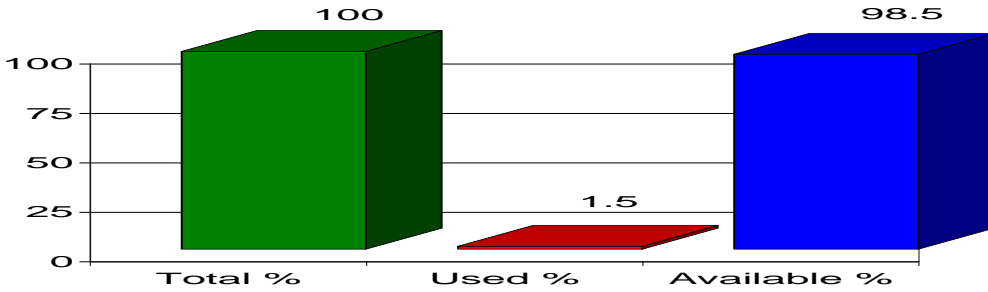
Quota Report 09/17/2012

Heading: Chapter 02, Additional U.S. Note 3, Beef

Period: 01/01/2012 Through: 12/31/2012

Country: Japan Date/Time Filled: Open

UOM: KG Q Level: 200,000 Ent-Qty: 2,998 % Filled: 1.5

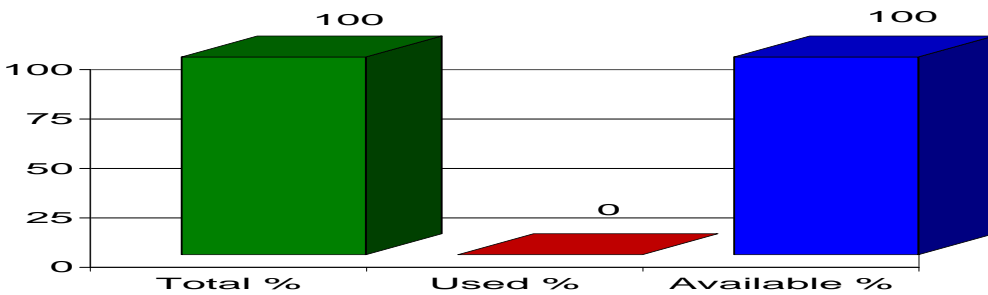


Heading: Chapter 02, Additional U.S. Note 3, Beef

Period: 01/01/2012 Through: 12/31/2012

Country: Mexico Date/Time Filled: Open

UOM: KG Q Level: 0 Ent-Qty: 57,692,541 % Filled: 0

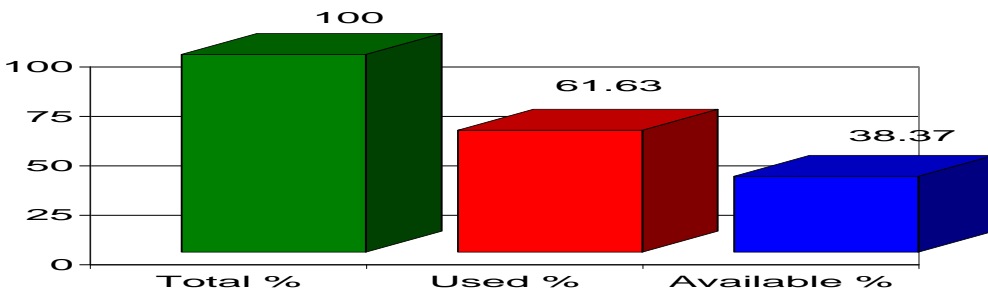


Heading: Chapter 02, Additional U.S. Note 3, Beef

Period: 01/01/2012 Through: 12/31/2012

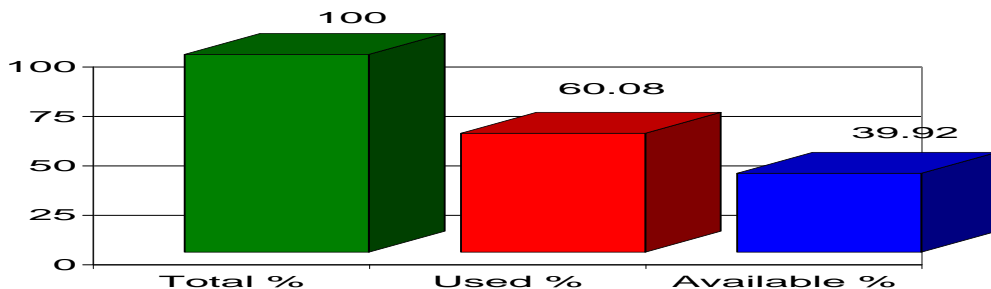
Country: New Zealand Date/Time Filled: Open

UOM: KG Q Level: 213,402,000 Ent-Qty: 131,520,946 % Filled: 61.63

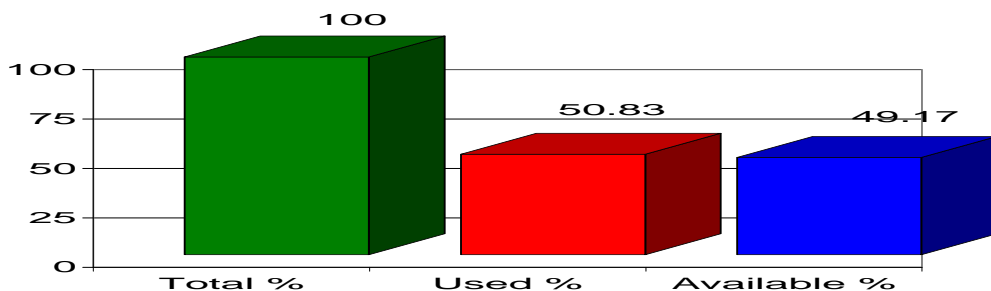


Quota Report 09/17/2012

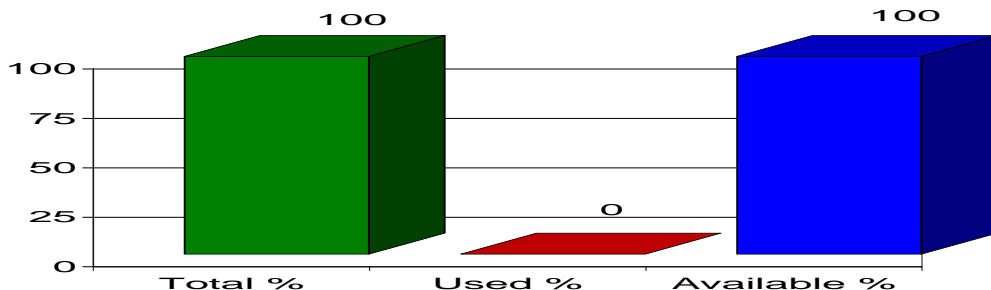
Heading: Chapter 02, Additional U.S. Note 3, Beef
Period: 01/01/2012 **Through:** 12/31/2012
Country: Uruguay **Date/Time Filled:** Open
UOM: KG **Q Level:** 20,000,000 **Ent-Qty:** 12,015,499 **% Filled:** 60.08



Heading: Chapter 02, Additional U.S. Note 3, Beef
Period: 01/01/2012 **Through:** 12/31/2012
Country: Other Countries **Date/Time Filled:** Open
UOM: KG **Q Level:** 64,805,000 **Ent-Qty:** 32,939,593 **% Filled:** 50.83

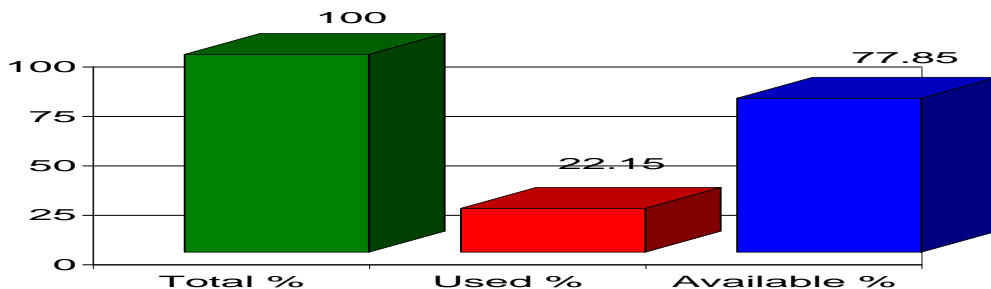


Heading: Chapter 04, Additional U.S. Note 05, Milk and Cream
Period: 01/01/2012 **Through:** 12/31/2012
Country: New Zealand (MAQ) **Date/Time Filled:** Open
UOM: L **Q Level:** 5,678,117 **Ent-Qty:** 0 **% Filled:** 0

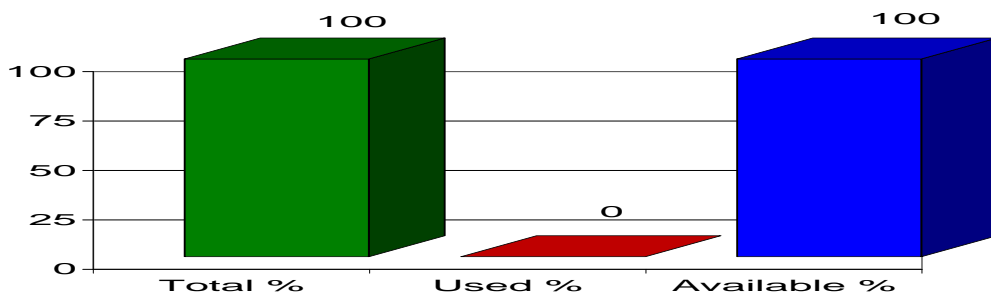


Quota Report 09/17/2012

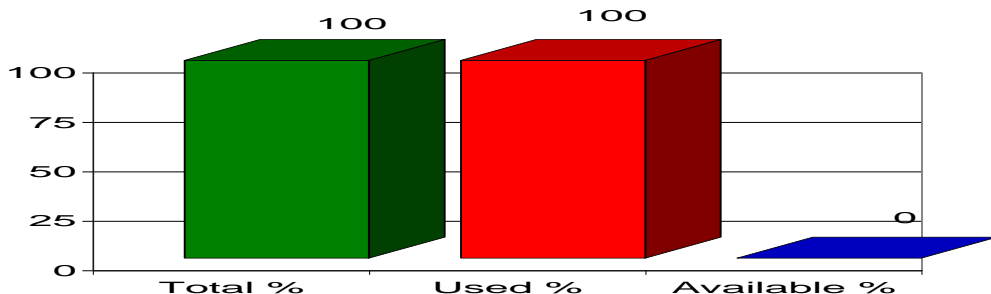
Heading: Chapter 04, Additional U.S. Note 05, Milk and Cream
Period: 01/01/2012 **Through:** 12/31/2012
Country: Any Country **Date/Time Filled:** Open
UOM: L **Q Level:** 1,016,723 **Ent-Qty:** 225,205 **% Filled:** 22.15



Heading: Chapter 04, Additional U.S. Note 09, Dried Milk and Dried Cream
Period: 01/01/2012 **Through:** 12/31/2012
Country: All Countries **Date/Time Filled:** Open
UOM: KG **Q Level:** 99,500 **Ent-Qty:** 0 **% Filled:** 0

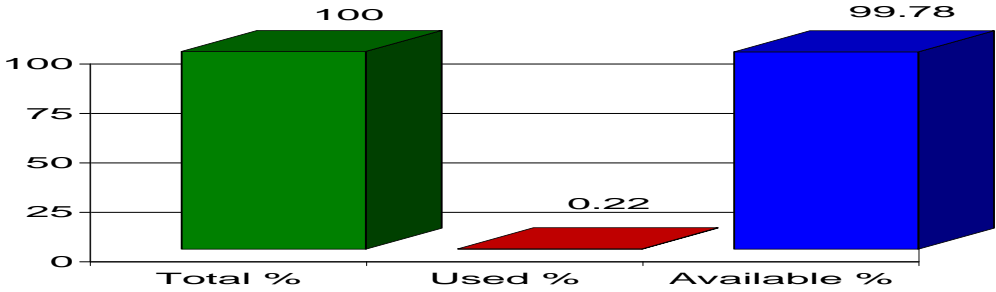


Heading: Chapter 04, Additional U.S. Note 10, Dairy Products
Period: 01/01/2012 **Through:** 12/31/2012
Country: Global Total Dairy Products **Date/Time Filled:** Open
UOM: KG **Q Level:** 4,105,000 **Ent-Qty:** 4,105,000 **% Filled:** 100

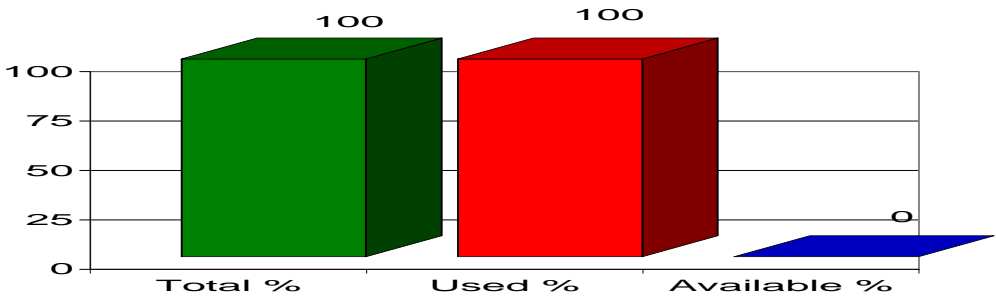


Quota Report 09/17/2012

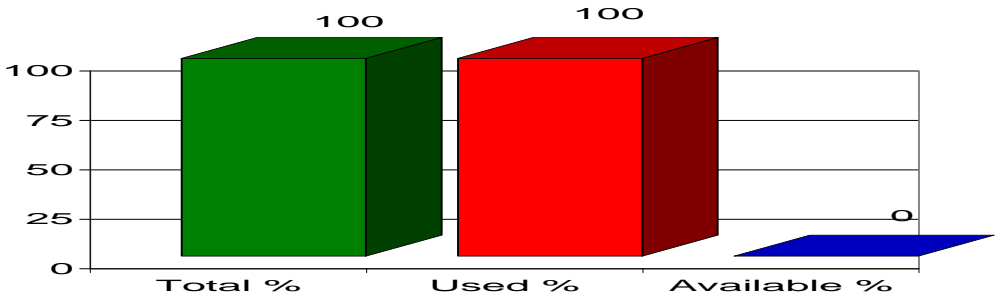
Heading: Chapter 04, Additional U.S. Note 10, Dairy Products
Period: 01/01/2012 **Through:** 12/31/2012
Country: Australia (MAQ) **Date/Time Filled:** Open
UOM: KG **Q Level:** 1,016,046 **Ent-Qty:** 2,202 **% Filled:** 0.22



Heading: Chapter 04, Additional U.S. Note 10, Dairy Products
Period: 01/01/2012 **Through:** 12/31/2012
Country: Any Country **Date/Time Filled:** 03/13/2012 15:40
UOM: KG **Q Level:** 2,934,733 **Ent-Qty:** 2,934,733 **% Filled:** 100

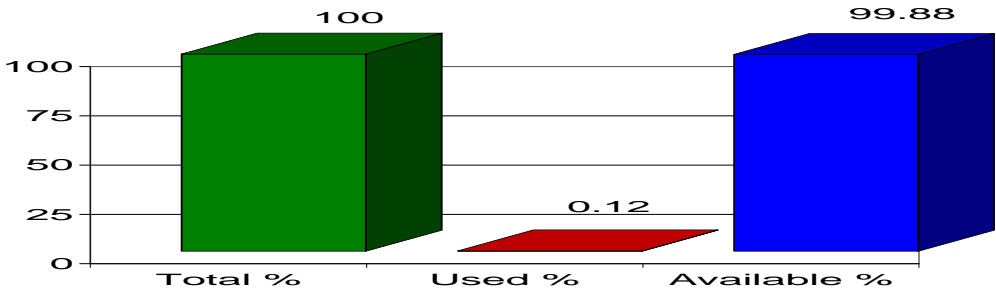


Heading: Chapter 04, Additional U.S. Note 10, Dairy Products
Period: 01/01/2012 **Through:** 12/31/2012
Country: BE/DK MAQ **Date/Time Filled:** 04/16/2012 10:00
UOM: KG **Q Level:** 154,221 **Ent-Qty:** 154,221 **% Filled:** 100

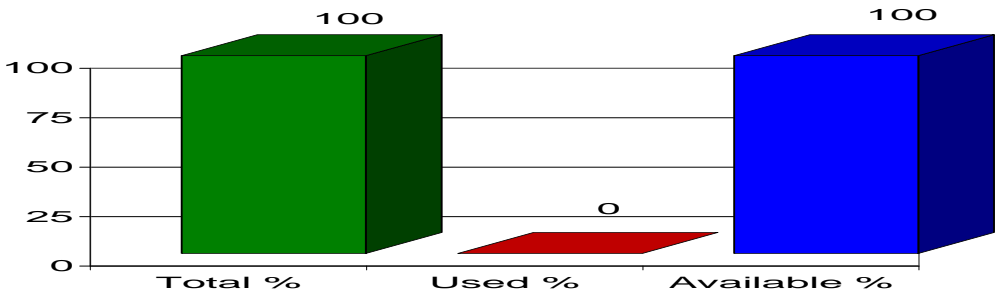


Quota Report 09/17/2012

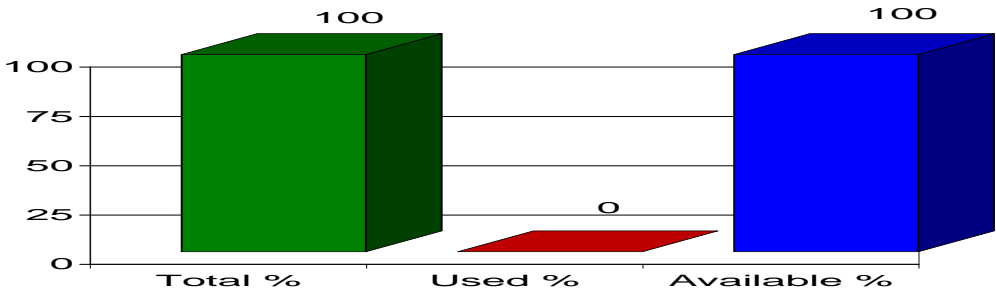
Heading: Chapter 04, Additional U.S. Note 11, Milk and Cream, Condensed or Evaporated
Period: 01/01/2012 **Through:** 12/31/2012
Country: Canada - Evap (MAQ) **Date/Time Filled:** Open
UOM: KG **Q Level:** 31,751 **Ent-Qty:** 39 **% Filled:** 0.12



Heading: Chapter 04, Additional U.S. Note 11, Milk and Cream, Condensed or Evaporated
Period: 01/01/2012 **Through:** 12/31/2012
Country: Germany - Evap (MAQ) **Date/Time Filled:** Open
UOM: KG **Q Level:** 9,979 **Ent-Qty:** 0 **% Filled:** 0

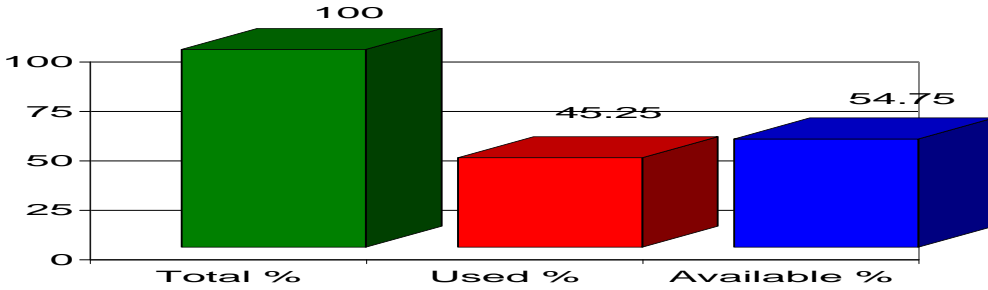


Heading: Chapter 04, Additional U.S. Note 11, Milk and Cream, Condensed or Evaporated
Period: 01/01/2012 **Through:** 12/31/2012
Country: Denmark - Evap (MAQ) **Date/Time Filled:** Open
UOM: KG **Q Level:** 4,989 **Ent-Qty:** 0 **% Filled:** 0

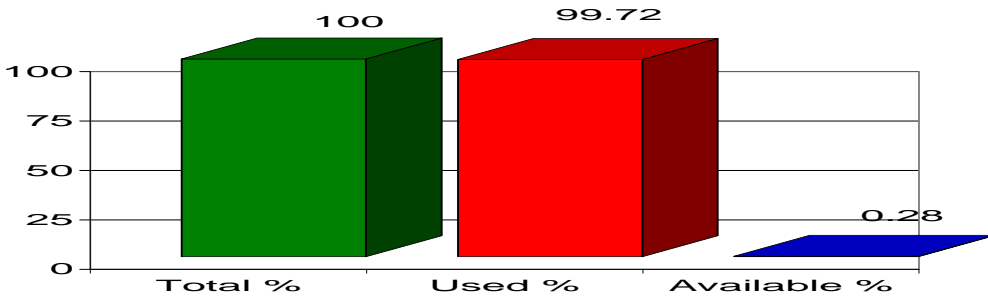


Quota Report 09/17/2012

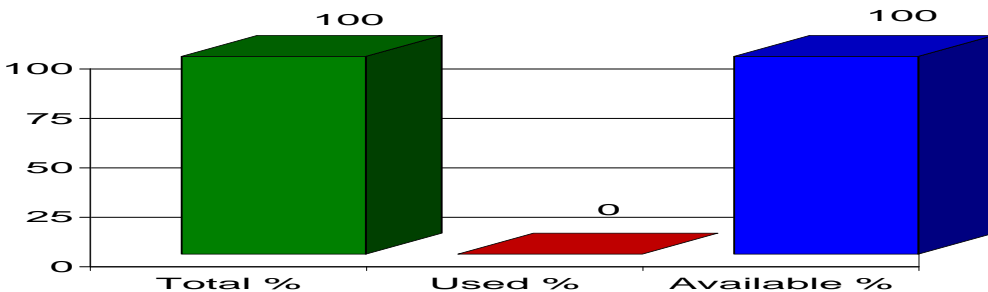
Heading: Chapter 04, Additional U.S. Note 11, Milk and Cream, Condensed or Evaporated
Period: 01/01/2012 **Through:** 12/31/2012
Country: Netherlands - Evap (MAQ) **Date/Time Filled:** Open
UOM: KG **Q Level:** 548,393 **Ent-Qty:** 248,145 **% Filled:** 45.25



Heading: Chapter 04, Additional U.S. Note 11, Milk and Cream, Condensed or Evaporated
Period: 01/01/2012 **Through:** 12/31/2012
Country: Any Country **Date/Time Filled:** Open
UOM: KG **Q Level:** 4,415,616 **Ent-Qty:** 4,403,203 **% Filled:** 99.72

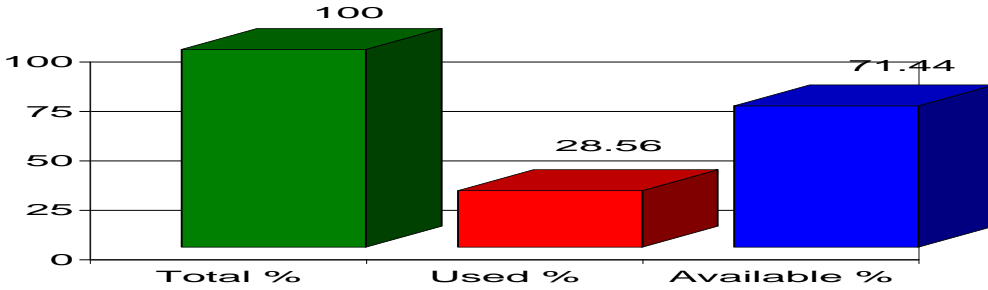


Heading: Chapter 04, Additional U.S. Note 11, Milk and Cream, Condensed or Evaporated
Period: 01/01/2012 **Through:** 12/31/2012
Country: Australia - Cond (MAQ) **Date/Time Filled:** Open
UOM: KG **Q Level:** 91,625 **Ent-Qty:** 0 **% Filled:** 0

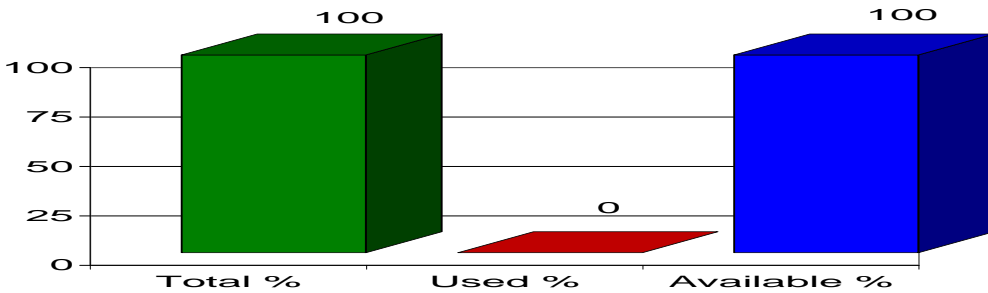


Quota Report 09/17/2012

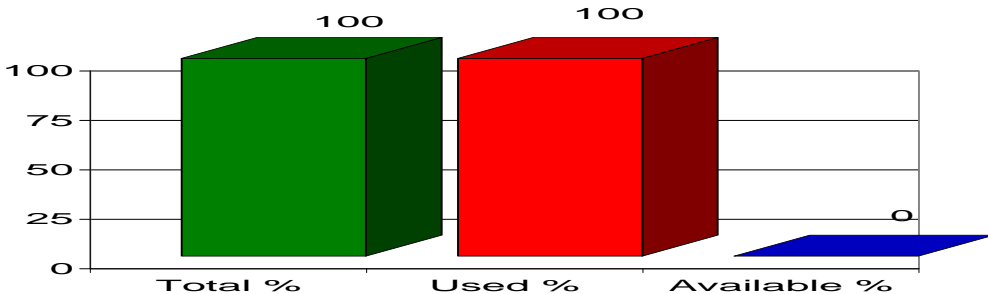
Heading: Chapter 04, Additional U.S. Note 11, Milk and Cream, Condensed or Evaporated
Period: 01/01/2012 **Through:** 12/31/2012
Country: Canada - Cond (MAQ) **Date/Time Filled:** Open
UOM: KG **Q Level:** 994,274 **Ent-Qty:** 284,008 **% Filled:** 28.56



Heading: Chapter 04, Additional U.S. Note 11, Milk and Cream, Condensed or Evaporated
Period: 01/01/2012 **Through:** 12/31/2012
Country: Denmark - Cond (MAQ) **Date/Time Filled:** Open
UOM: KG **Q Level:** 605,092 **Ent-Qty:** 0 **% Filled:** 0

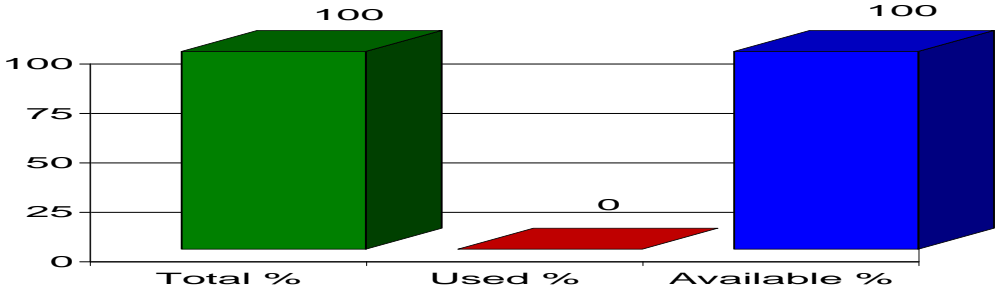


Heading: Chapter 04, Additional U.S. Note 11, Milk and Cream, Condensed or Evaporated
Period: 01/01/2012 **Through:** 12/31/2012
Country: Netherlands - Cond (MAQ) **Date/Time Filled:** 06/29/2012 14:23
UOM: KG **Q Level:** 153,314 **Ent-Qty:** 153,314 **% Filled:** 100

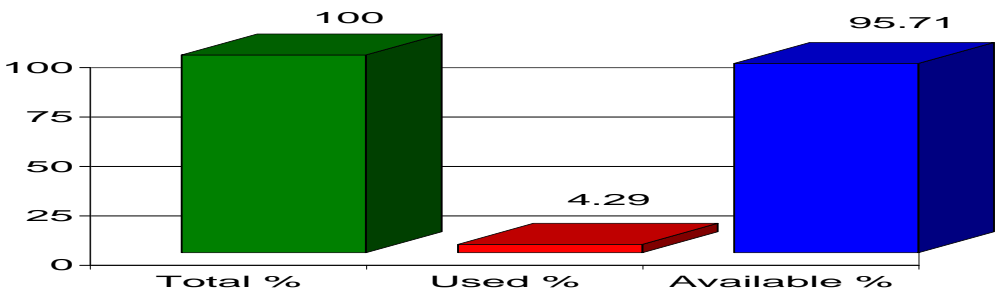


Quota Report 09/17/2012

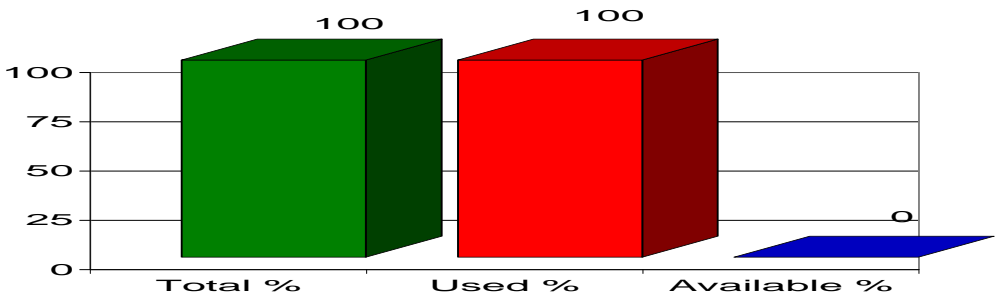
Heading: Chapter 04, Additional U.S. Note 11, Milk and Cream, Condensed or Evaporated
Period: 01/01/2012 **Through:** 12/31/2012
Country: Canada - Other Cond (MAQ) **Date/Time Filled:** Open
UOM: KG **Q Level:** 2,267 **Ent-Qty:** 0 **% Filled:** 0



Heading: Chapter 04, Additional U.S. Note 12, Dried Cream, Dried Milk, Dried Whey
Period: 01/01/2012 **Through:** 12/31/2012
Country: All Countries **Date/Time Filled:** Open
UOM: KG **Q Level:** 71,019 **Ent-Qty:** 3,050 **% Filled:** 4.29

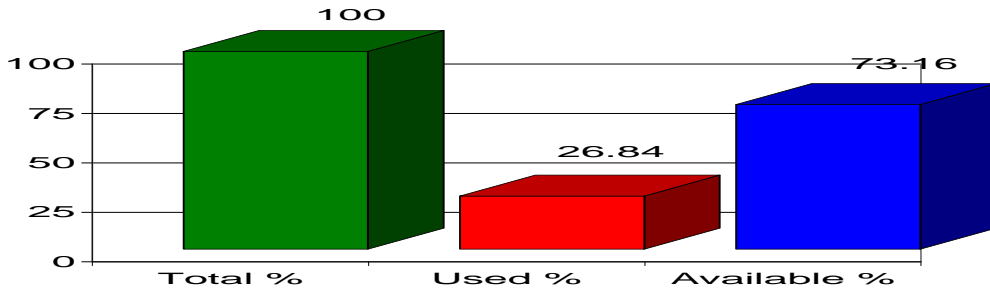


Heading: Chapter 04, Additional U.S. Note 18, Canadian Cheddar Cheese
Period: 01/01/2012 **Through:** 12/31/2012
Country: Canada **Date/Time Filled:** 06/19/2012 14:35
UOM: KG **Q Level:** 833,417 **Ent-Qty:** 833,417 **% Filled:** 100

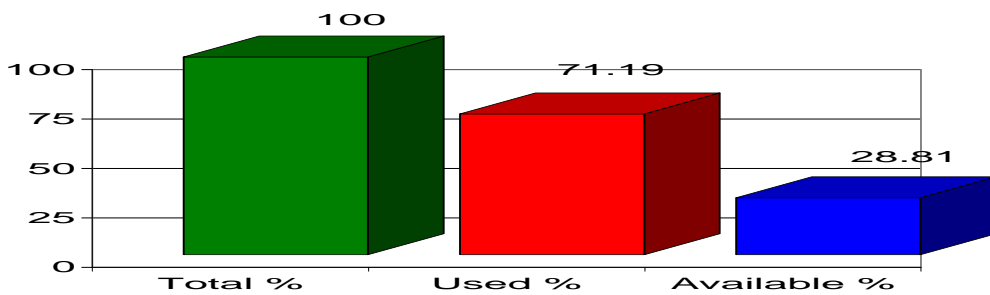


Quota Report 09/17/2012

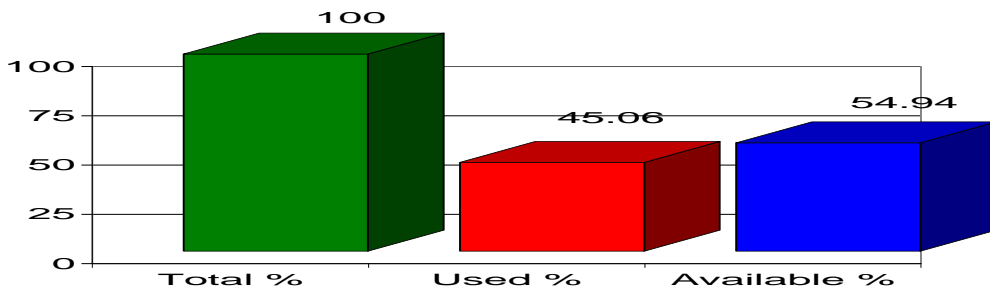
Heading: Chapter 04, Whole Milk - 0401.20.20
Period: 01/01/2012 **Through:** 12/31/2012
Country: All Countries **Date/Time Filled:** Open
UOM: L **Q Level:** 11,356,236 **Ent-Qty:** 3,047,939 **% Filled:** 26.84



Heading: Chapter 12, Additional U.S. Note 2, Peanuts
Period: 04/01/2012 **Through:** 03/31/2013
Country: Other Countries **Date/Time Filled:** Open
UOM: KG **Q Level:** 9,005,000 **Ent-Qty:** 6,410,687 **% Filled:** 71.19

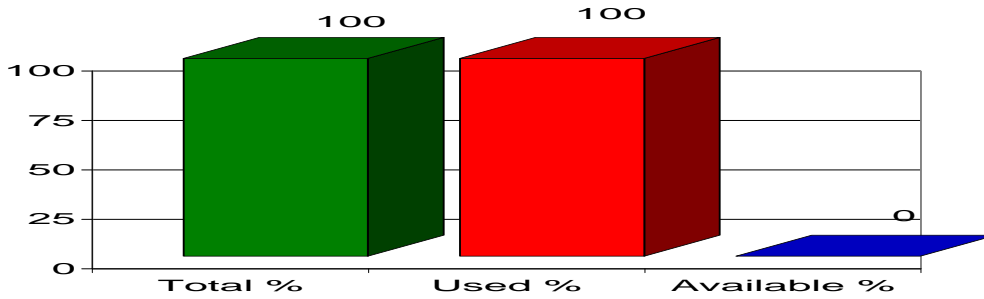


Heading: Chapter 12, Additional U.S. Note 2, Peanuts
Period: 04/01/2012 **Through:** 03/31/2013
Country: Argentina **Date/Time Filled:** Open
UOM: KG **Q Level:** 43,901,000 **Ent-Qty:** 19,780,596 **% Filled:** 45.06

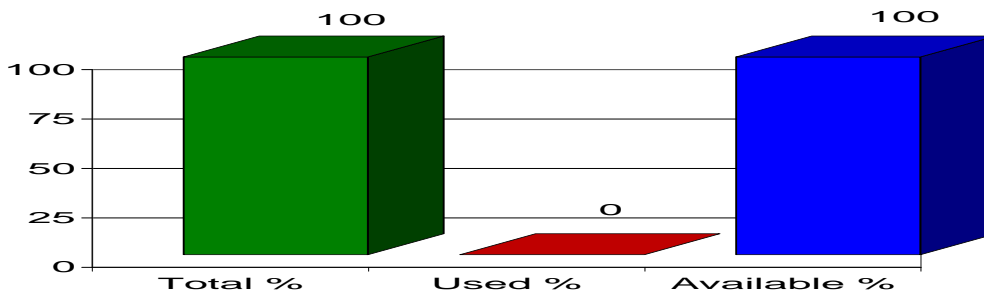


Quota Report 09/17/2012

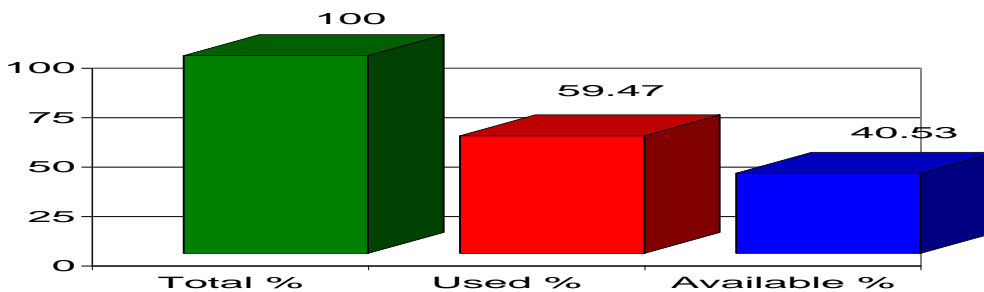
Heading: Chapter 16, Tuna - 1604.14
 Period: 01/01/2012 Through: 12/31/2012
 Country: Low Date/Time Filled: 01/03/2012 12:00
 UOM: KG Q Level: 17,270,370 Ent-Qty: 17,270,370 % Filled: 100



Heading: Chapter 16, Tuna - 1604.14
 Period: 01/01/2012 Through: 12/31/2012
 Country: High and Low Total Date/Time Filled: Open
 UOM: KG Q Level: 0 Ent-Qty: 165,133,439 % Filled: 0



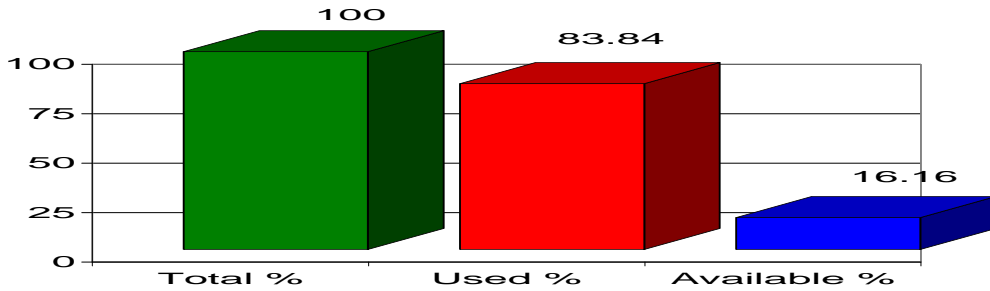
Heading: Chapter 17 AUSN 5 - Raw Sugars *** Raw sugar must be accompanied by a C.Q.E. to qualify for the low rate. ***
 Period: 10/01/2011 Through: 09/30/2012
 Country: Argentina Date/Time Filled: Open
 UOM: KG Q Level: 70,215,000 Ent-Qty: 41,755,737 % Filled: 59.47



Quota Report 09/17/2012

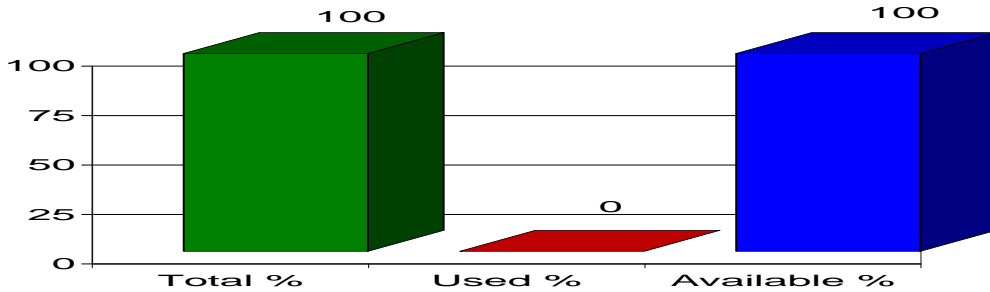
Heading: Chapter 17 AUSN 5 - Raw Sugars *** Raw sugar must be accompanied by a C.Q.E. to qualify for the low rate. ***

Period: 10/01/2011 Through: 09/30/2012
 Country: Australia Date/Time Filled: Open
 UOM: KG Q Level: 135,530,000 Ent-Qty: 113,632,638 % Filled: 83.84



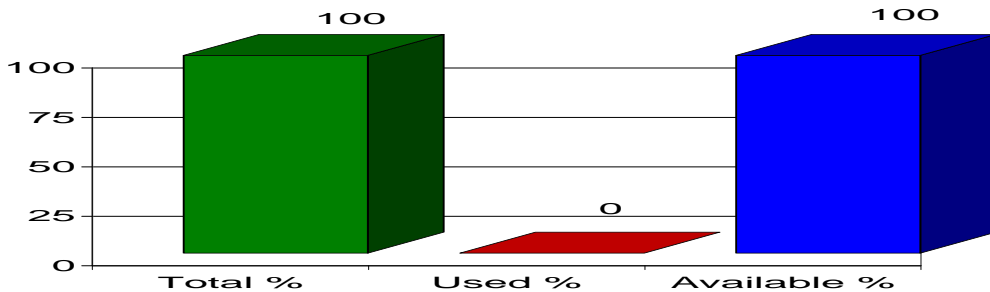
Heading: Chapter 17 AUSN 5 - Raw Sugars *** Raw sugar must be accompanied by a C.Q.E. to qualify for the low rate. ***

Period: 10/01/2011 Through: 09/30/2012
 Country: Barbados Date/Time Filled: Open
 UOM: KG Q Level: 11,430,000 Ent-Qty: 0 % Filled: 0



Heading: Chapter 17 AUSN 5 - Raw Sugars *** Raw sugar must be accompanied by a C.Q.E. to qualify for the low rate. ***

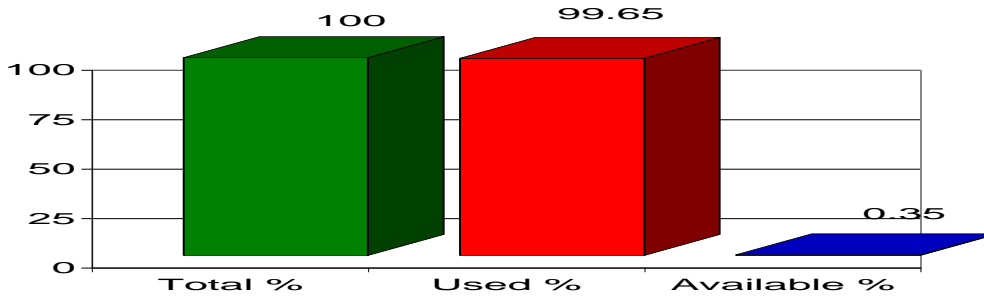
Period: 10/01/2011 Through: 09/30/2012
 Country: Bolivia Date/Time Filled: Open
 UOM: KG Q Level: 13,063,000 Ent-Qty: 0 % Filled: 0



Quota Report 09/17/2012

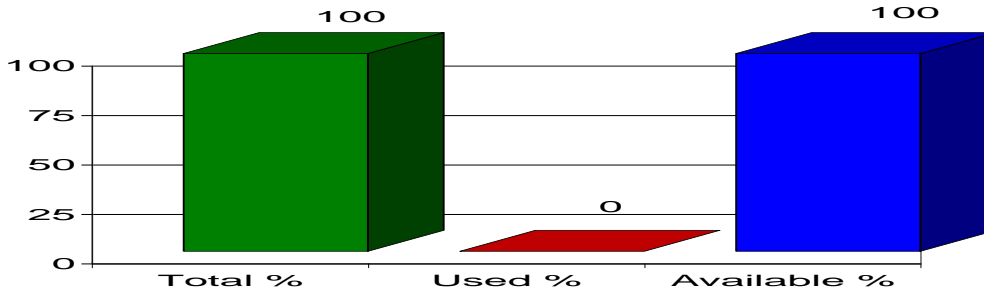
Heading: Chapter 17 AUSN 5 - Raw Sugars *** Raw sugar must be accompanied by a C.Q.E. to qualify for the low rate. ***

Period: 10/01/2011 Through: 09/30/2012
 Country: Brazil Date/Time Filled: Open
 UOM: KG Q Level: 236,770,000 Ent-Qty: 235,931,921 % Filled: 99.65



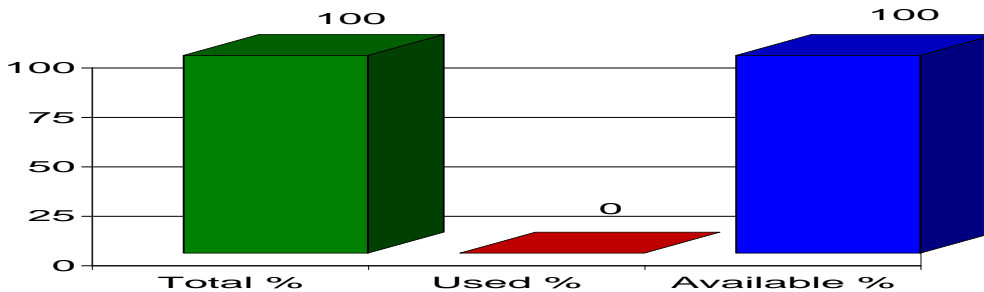
Heading: Chapter 17 AUSN 5 - Raw Sugars *** Raw sugar must be accompanied by a C.Q.E. to qualify for the low rate. ***

Period: 10/01/2011 Through: 09/30/2012
 Country: Belize Date/Time Filled: Open
 UOM: KG Q Level: 17,962,000 Ent-Qty: 0 % Filled: 0



Heading: Chapter 17 AUSN 5 - Raw Sugars *** Raw sugar must be accompanied by a C.Q.E. to qualify for the low rate. ***

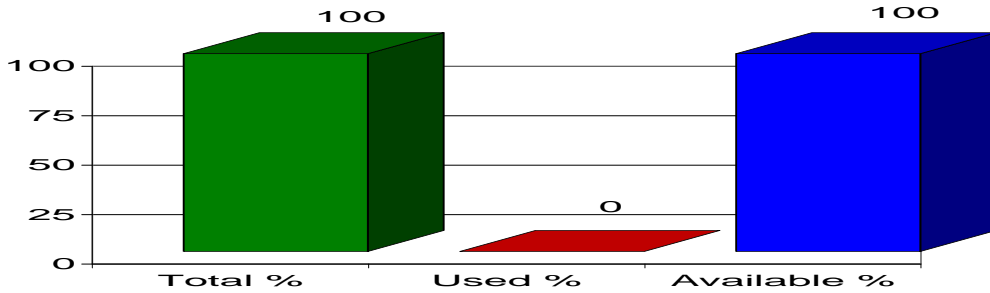
Period: 10/01/2011 Through: 09/30/2012
 Country: Congo Date/Time Filled: Open
 UOM: KG Q Level: 0 Ent-Qty: 0 % Filled: 0



Quota Report 09/17/2012

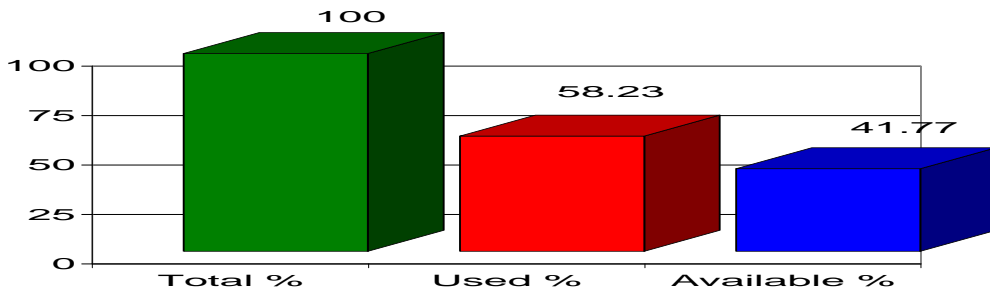
Heading: Chapter 17 AUSN 5 - Raw Sugars *** Raw sugar must be accompanied by a C.Q.E. to qualify for the low rate. ***

Period: 10/01/2011 Through: 09/30/2012
 Country: Cote d'Ivoire Date/Time Filled: Open
 UOM: KG Q Level: 0 Ent-Qty: 0 % Filled: 0



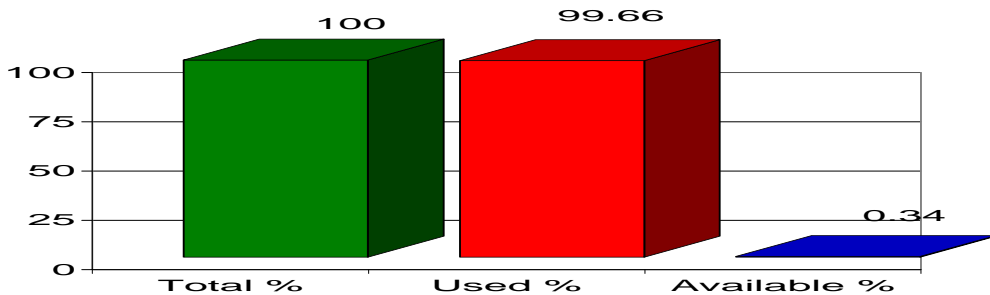
Heading: Chapter 17 AUSN 5 - Raw Sugars *** Raw sugar must be accompanied by a C.Q.E. to qualify for the low rate. ***

Period: 10/01/2011 Through: 09/30/2012
 Country: Colombia Date/Time Filled: Open
 UOM: KG Q Level: 39,190,000 Ent-Qty: 22,820,318 % Filled: 58.23



Heading: Chapter 17 AUSN 5 - Raw Sugars *** Raw sugar must be accompanied by a C.Q.E. to qualify for the low rate. ***

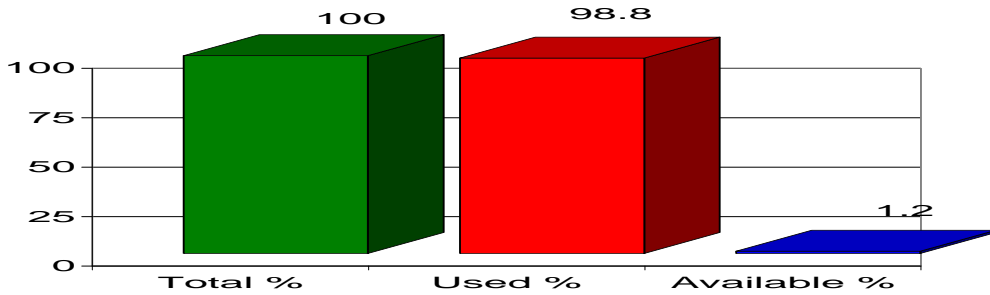
Period: 10/01/2011 Through: 09/30/2012
 Country: Costa Rica Date/Time Filled: Open
 UOM: KG Q Level: 24,493,000 Ent-Qty: 24,409,498 % Filled: 99.66



Quota Report 09/17/2012

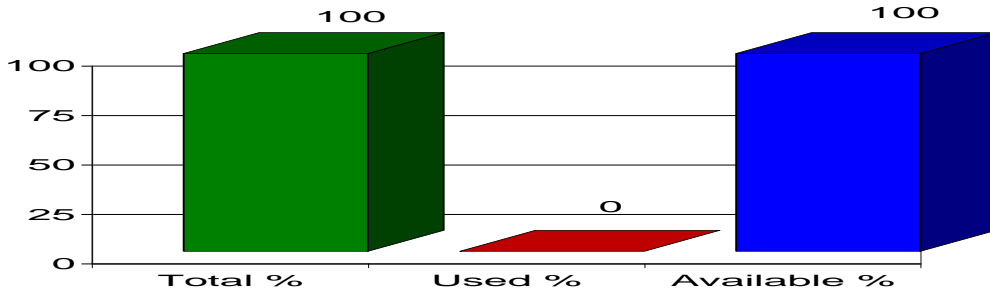
Heading: Chapter 17 AUSN 5 - Raw Sugars *** Raw sugar must be accompanied by a C.Q.E. to qualify for the low rate. ***

Period: 10/01/2011 Through: 09/30/2012
 Country Dominican Republic Date/Time Filled: Open
 UOM: KG Q Level: 218,908,000 Ent-Qty: 216,275,891 % Filled: 98.8



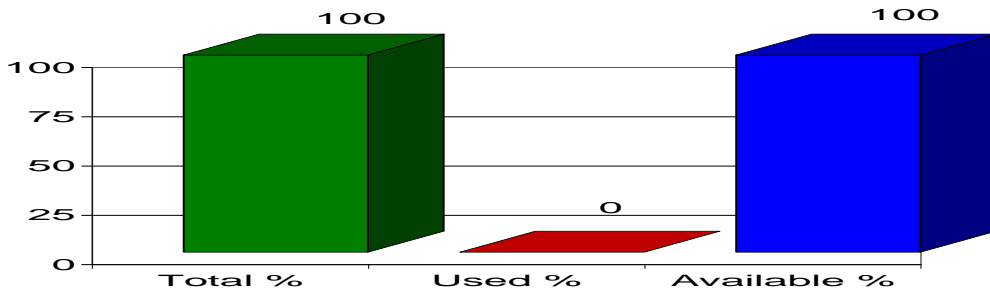
Heading: Chapter 17 AUSN 5 - Raw Sugars *** Raw sugar must be accompanied by a C.Q.E. to qualify for the low rate. ***

Period: 10/01/2011 Through: 09/30/2012
 Country Ecuador Date/Time Filled: Open
 UOM: KG Q Level: 17,962,000 Ent-Qty: 0 % Filled: 0



Heading: Chapter 17 AUSN 5 - Raw Sugars *** Raw sugar must be accompanied by a C.Q.E. to qualify for the low rate. ***

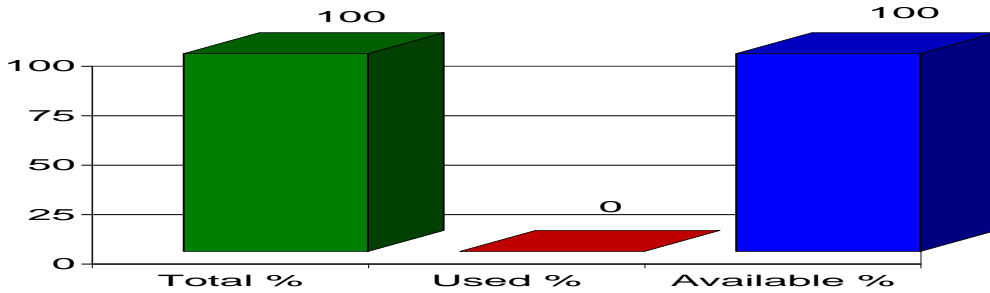
Period: 10/01/2011 Through: 09/30/2012
 Country Fiji Date/Time Filled: Open
 UOM: KG Q Level: 0 Ent-Qty: 0 % Filled: 0



Quota Report 09/17/2012

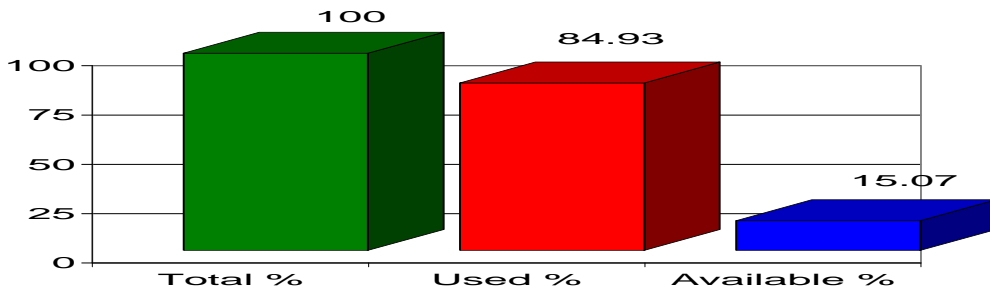
Heading: Chapter 17 AUSN 5 - Raw Sugars *** Raw sugar must be accompanied by a C.Q.E. to qualify for the low rate. ***

Period: 10/01/2011 Through: 09/30/2012
 Country: Gabon Date/Time Filled: Open
 UOM: KG Q Level: 0 Ent-Qty: 0 % Filled: 0



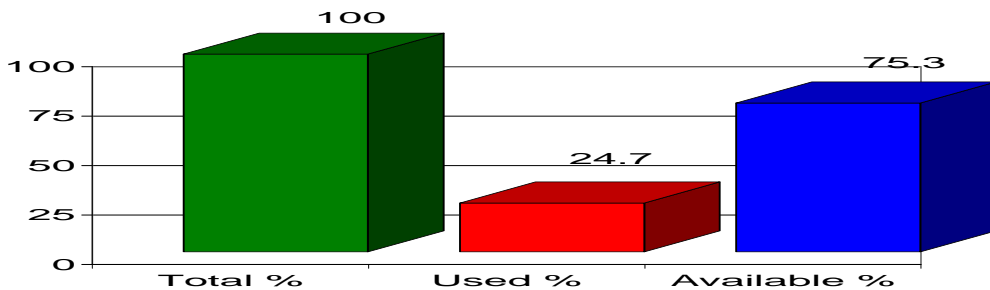
Heading: Chapter 17 AUSN 5 - Raw Sugars *** Raw sugar must be accompanied by a C.Q.E. to qualify for the low rate. ***

Period: 10/01/2011 Through: 09/30/2012
 Country: Guatemala Date/Time Filled: Open
 UOM: KG Q Level: 78,378,000 Ent-Qty: 66,567,903 % Filled: 84.93



Heading: Chapter 17 AUSN 5 - Raw Sugars *** Raw sugar must be accompanied by a C.Q.E. to qualify for the low rate. ***

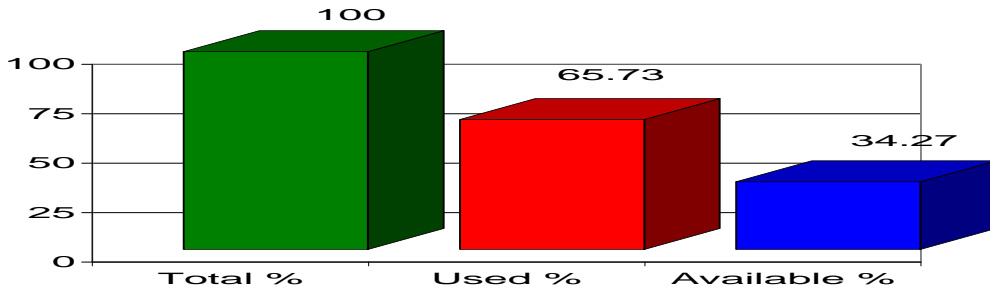
Period: 10/01/2011 Through: 09/30/2012
 Country: Guyana Date/Time Filled: Open
 UOM: KG Q Level: 19,594,000 Ent-Qty: 4,839,574 % Filled: 24.7



Quota Report 09/17/2012

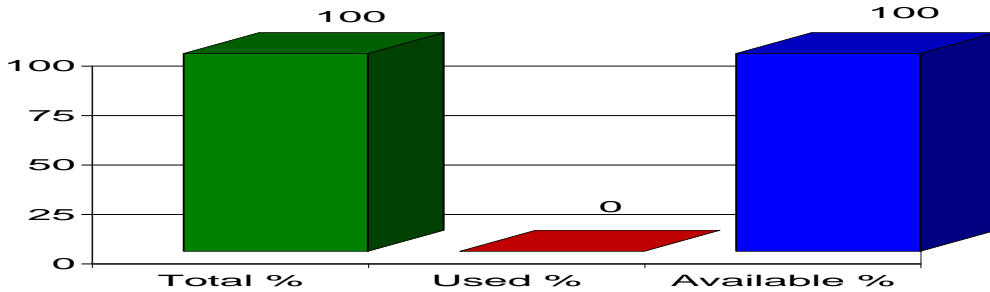
Heading: Chapter 17 AUSN 5 - Raw Sugars *** Raw sugar must be accompanied by a C.Q.E. to qualify for the low rate. ***

Period: 10/01/2011 Through: 09/30/2012
 Country Honduras Date/Time Filled: Open
 UOM: KG Q Level: 16,329,000 Ent-Qty: 10,733,000 % Filled: 65.73



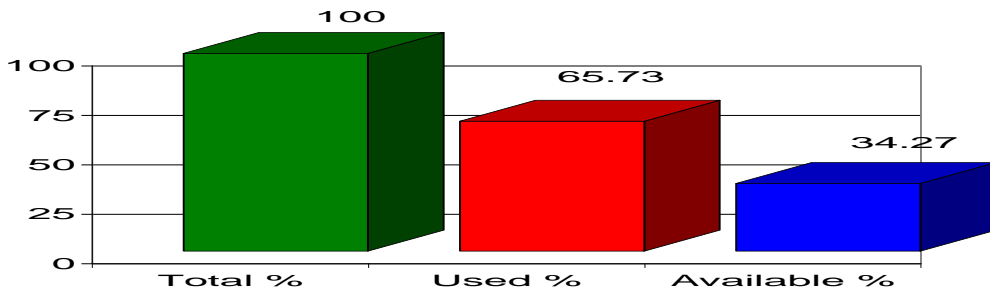
Heading: Chapter 17 AUSN 5 - Raw Sugars *** Raw sugar must be accompanied by a C.Q.E. to qualify for the low rate. ***

Period: 10/01/2011 Through: 09/30/2012
 Country Haiti Date/Time Filled: Open
 UOM: KG Q Level: 0 Ent-Qty: 0 % Filled: 0



Heading: Chapter 17 AUSN 5 - Raw Sugars *** Raw sugar must be accompanied by a C.Q.E. to qualify for the low rate. ***

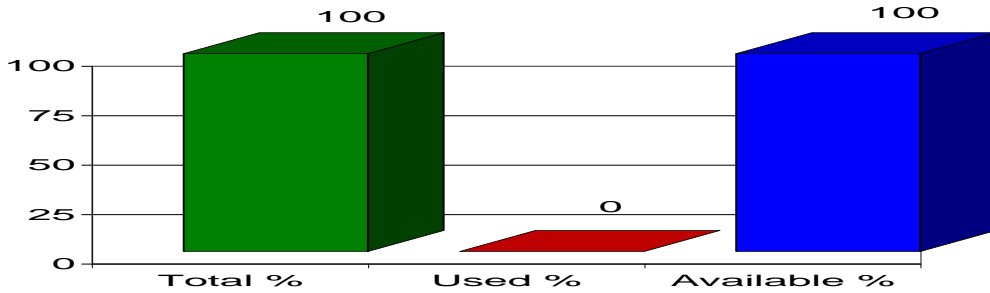
Period: 10/01/2011 Through: 09/30/2012
 Country India Date/Time Filled: Open
 UOM: KG Q Level: 13,063,000 Ent-Qty: 8,586,931 % Filled: 65.73



Quota Report 09/17/2012

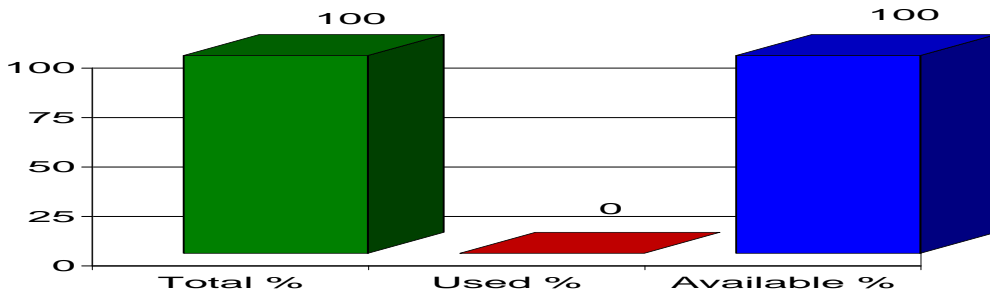
Heading: Chapter 17 AUSN 5 - Raw Sugars *** Raw sugar must be accompanied by a C.Q.E. to qualify for the low rate. ***

Period: 10/01/2011 Through: 09/30/2012
 Country: Jamaica Date/Time Filled: Open
 UOM: KG Q Level: 4,000,000 Ent-Qty: 0 % Filled: 0



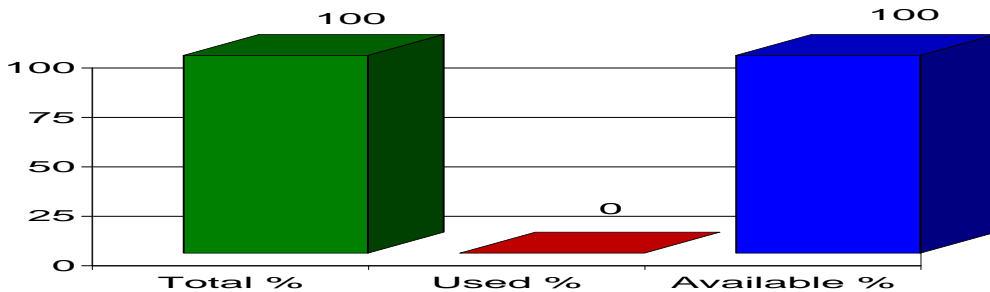
Heading: Chapter 17 AUSN 5 - Raw Sugars *** Raw sugar must be accompanied by a C.Q.E. to qualify for the low rate. ***

Period: 10/01/2011 Through: 09/30/2012
 Country: St Kitts-Nevis Date/Time Filled: Open
 UOM: KG Q Level: 0 Ent-Qty: 0 % Filled: 0



Heading: Chapter 17 AUSN 5 - Raw Sugars *** Raw sugar must be accompanied by a C.Q.E. to qualify for the low rate. ***

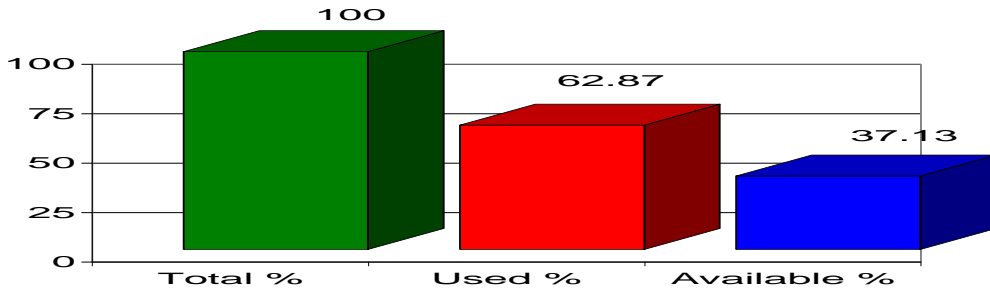
Period: 10/01/2011 Through: 09/30/2012
 Country: Madagascar Date/Time Filled: Open
 UOM: KG Q Level: 7,258,000 Ent-Qty: 0 % Filled: 0



Quota Report 09/17/2012

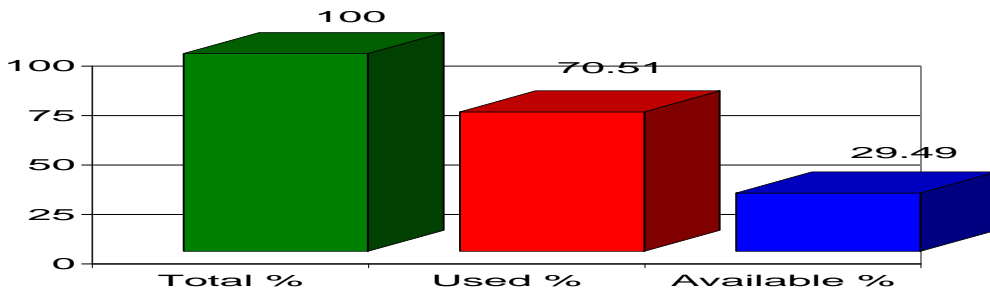
Heading: Chapter 17 AUSN 5 - Raw Sugars *** Raw sugar must be accompanied by a C.Q.E. to qualify for the low rate. ***

Period: 10/01/2011 Through: 09/30/2012
 Country: Mauritius Date/Time Filled: Open
 UOM: KG Q Level: 14,880,000 Ent-Qty: 9,354,431 % Filled: 62.87



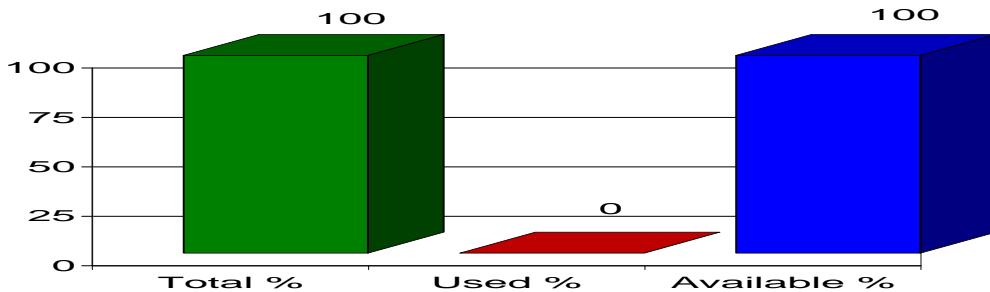
Heading: Chapter 17 AUSN 5 - Raw Sugars *** Raw sugar must be accompanied by a C.Q.E. to qualify for the low rate. ***

Period: 10/01/2011 Through: 09/30/2012
 Country: Malawi Date/Time Filled: Open
 UOM: KG Q Level: 5,815,000 Ent-Qty: 4,100,266 % Filled: 70.51



Heading: Chapter 17 AUSN 5 - Raw Sugars *** Raw sugar must be accompanied by a C.Q.E. to qualify for the low rate. ***

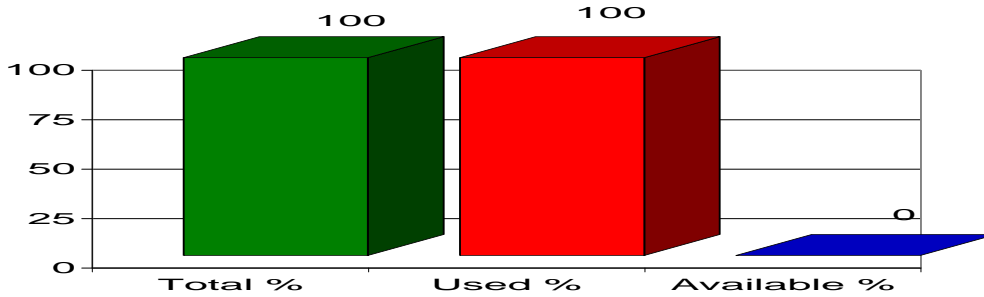
Period: 10/01/2011 Through: 09/30/2012
 Country: Mozambique Date/Time Filled: Open
 UOM: KG Q Level: 21,228,000 Ent-Qty: 0 % Filled: 0



Quota Report 09/17/2012

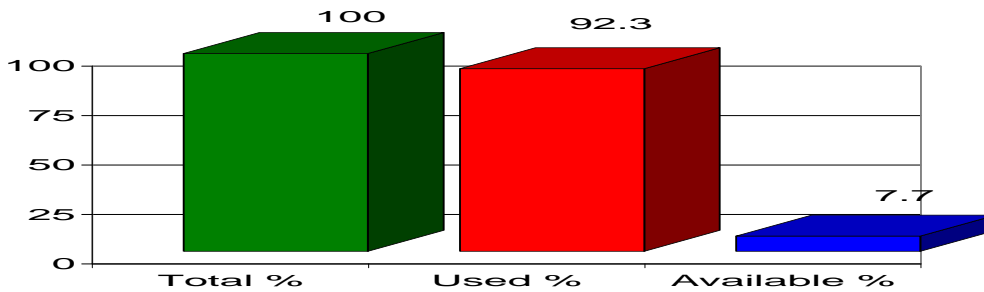
Heading: Chapter 17 AUSN 5 - Raw Sugars *** Raw sugar must be accompanied by a C.Q.E. to qualify for the low rate. ***

Period: 10/01/2011 Through: 09/30/2012
 Country: Nicaragua Date/Time Filled: Open
 UOM: KG Q Level: 34,291,000 Ent-Qty: 34,290,433 % Filled: 100



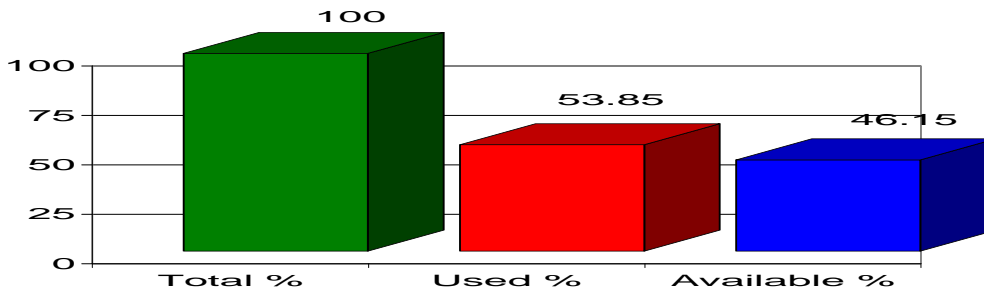
Heading: Chapter 17 AUSN 5 - Raw Sugars *** Raw sugar must be accompanied by a C.Q.E. to qualify for the low rate. ***

Period: 10/01/2011 Through: 09/30/2012
 Country: Panama Date/Time Filled: Open
 UOM: KG Q Level: 47,354,000 Ent-Qty: 43,710,058 % Filled: 92.3



Heading: Chapter 17 AUSN 5 - Raw Sugars *** Raw sugar must be accompanied by a C.Q.E. to qualify for the low rate. ***

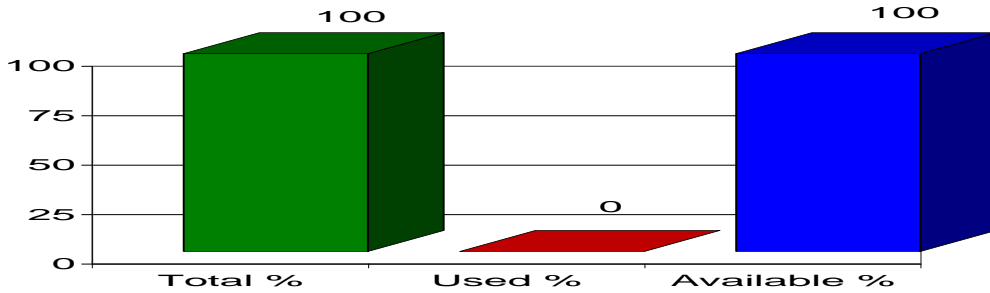
Period: 10/01/2011 Through: 09/30/2012
 Country: Peru Date/Time Filled: Open
 UOM: KG Q Level: 66,949,000 Ent-Qty: 36,054,985 % Filled: 53.85



Quota Report 09/17/2012

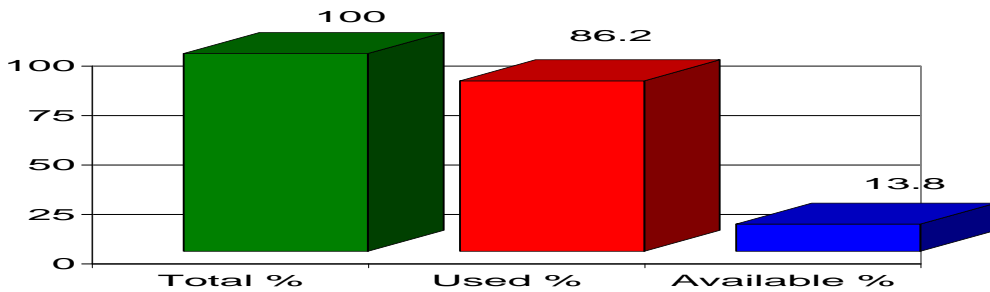
Heading: Chapter 17 AUSN 5 - Raw Sugars *** Raw sugar must be accompanied by a C.Q.E. to qualify for the low rate. ***

Period: 10/01/2011 Through: 09/30/2012
 Country: Papua New Guinea Date/Time Filled: Open
 UOM: KG Q Level: 7,258,000 Ent-Qty: 0 % Filled: 0



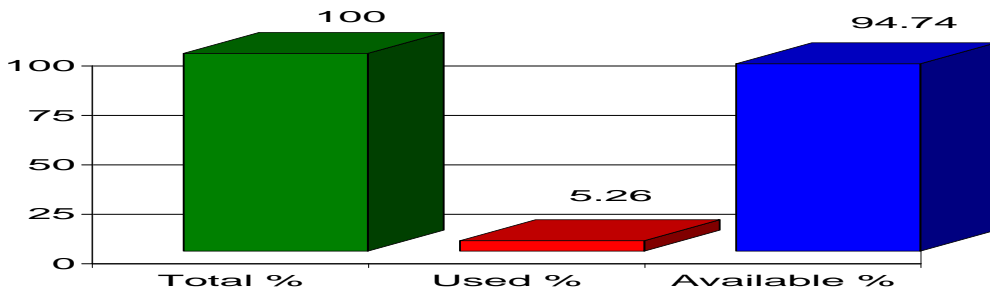
Heading: Chapter 17 AUSN 5 - Raw Sugars *** Raw sugar must be accompanied by a C.Q.E. to qualify for the low rate. ***

Period: 10/01/2011 Through: 09/30/2012
 Country: Philippines Date/Time Filled: Open
 UOM: KG Q Level: 220,441,000 Ent-Qty: 190,019,049 % Filled: 86.2



Heading: Chapter 17 AUSN 5 - Raw Sugars *** Raw sugar must be accompanied by a C.Q.E. to qualify for the low rate. ***

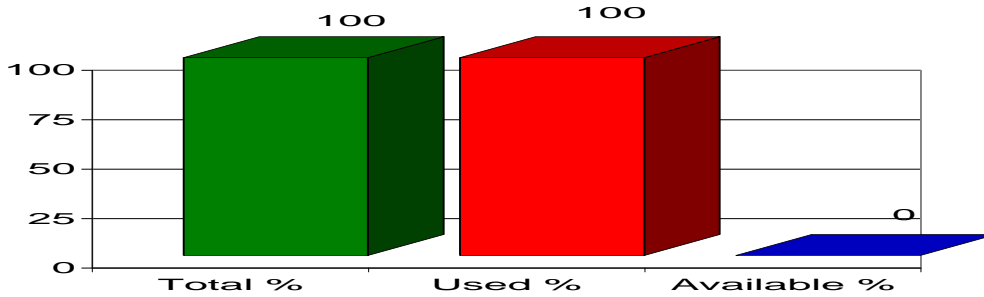
Period: 10/01/2011 Through: 09/30/2012
 Country: Paraguay Date/Time Filled: Open
 UOM: KG Q Level: 7,258,000 Ent-Qty: 381,717 % Filled: 5.26



Quota Report 09/17/2012

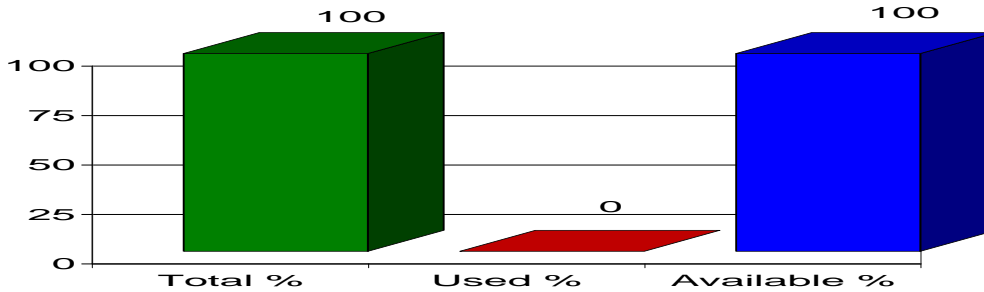
Heading: Chapter 17 AUSN 5 - Raw Sugars *** Raw sugar must be accompanied by a C.Q.E. to qualify for the low rate. ***

Period: 10/01/2011 Through: 09/30/2012
 Country: El Salvador Date/Time Filled: 08/01/2012 08:30
 UOM: KG Q Level: 42,455,000 Ent-Qty: 42,455,000 % Filled: 100



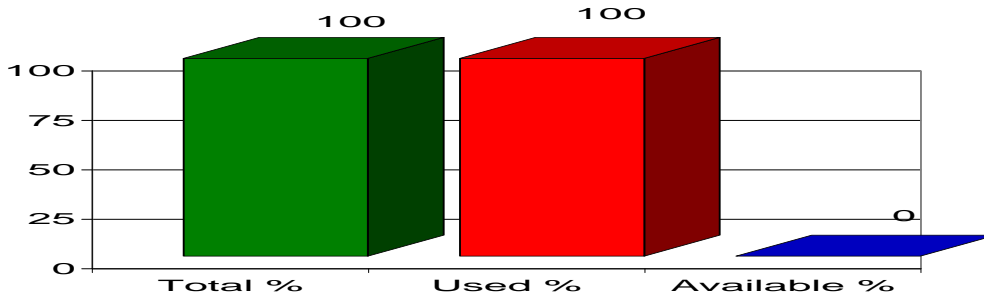
Heading: Chapter 17 AUSN 5 - Raw Sugars *** Raw sugar must be accompanied by a C.Q.E. to qualify for the low rate. ***

Period: 10/01/2011 Through: 09/30/2012
 Country: Swaziland Date/Time Filled: Open
 UOM: KG Q Level: 26,127,000 Ent-Qty: 0 % Filled: 0



Heading: Chapter 17 AUSN 5 - Raw Sugars *** Raw sugar must be accompanied by a C.Q.E. to qualify for the low rate. ***

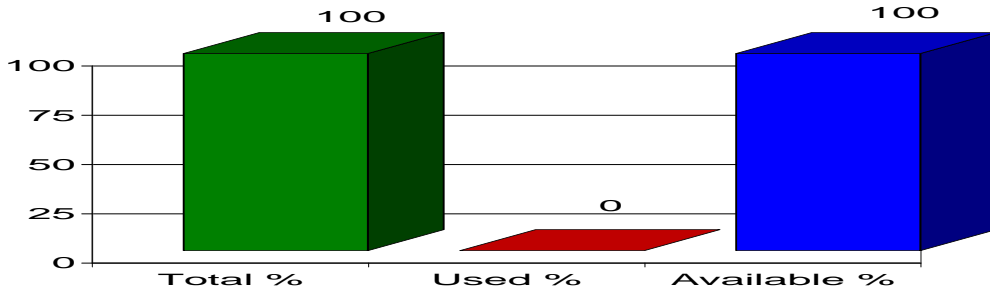
Period: 10/01/2011 Through: 09/30/2012
 Country: Thailand Date/Time Filled: 09/10/2012 11:59
 UOM: KG Q Level: 22,861,000 Ent-Qty: 22,861,000 % Filled: 100



Quota Report 09/17/2012

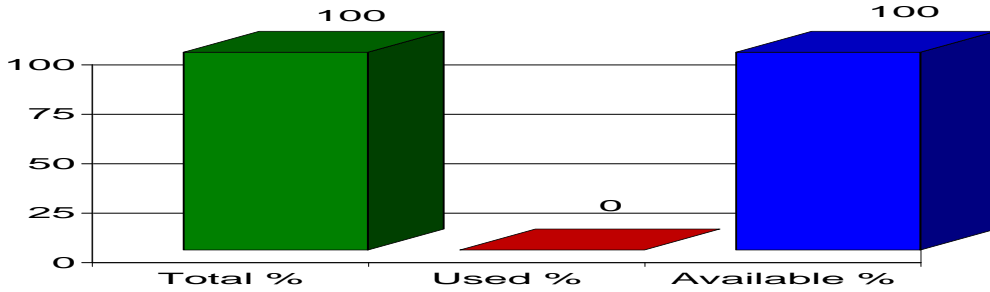
Heading: Chapter 17 AUSN 5 - Raw Sugars *** Raw sugar must be accompanied by a C.Q.E. to qualify for the low rate. ***

Period: 10/01/2011 Through: 09/30/2012
 Country: Trinidad-Tobago Date/Time Filled: Open
 UOM: KG Q Level: 0 Ent-Qty: 0 % Filled: 0



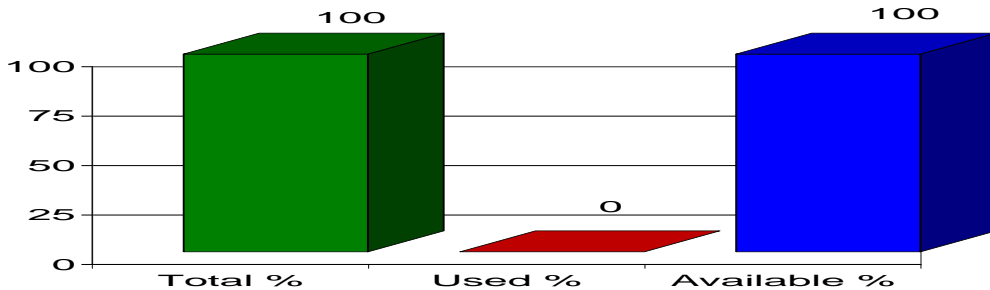
Heading: Chapter 17 AUSN 5 - Raw Sugars *** Raw sugar must be accompanied by a C.Q.E. to qualify for the low rate. ***

Period: 10/01/2011 Through: 09/30/2012
 Country: Taiwan Date/Time Filled: Open
 UOM: KG Q Level: 0 Ent-Qty: 0 % Filled: 0



Heading: Chapter 17 AUSN 5 - Raw Sugars *** Raw sugar must be accompanied by a C.Q.E. to qualify for the low rate. ***

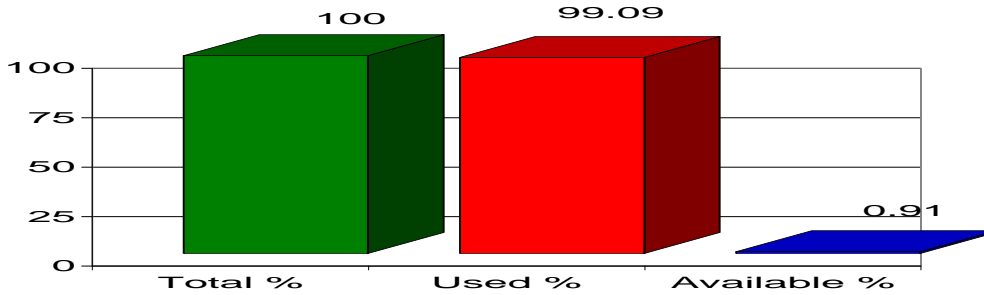
Period: 10/01/2011 Through: 09/30/2012
 Country: Uruguay Date/Time Filled: Open
 UOM: KG Q Level: 0 Ent-Qty: 0 % Filled: 0



Quota Report 09/17/2012

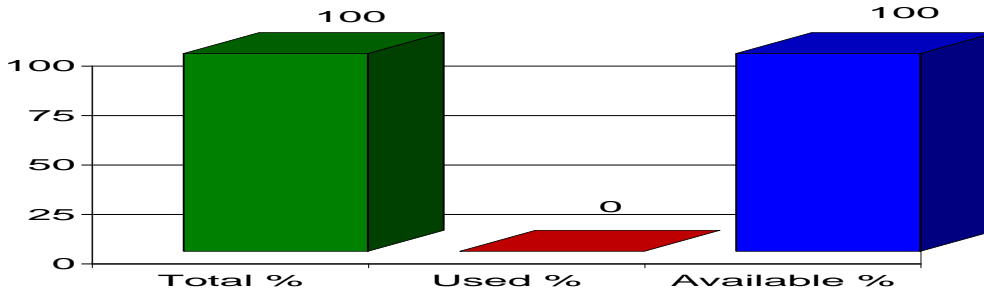
Heading: Chapter 17 AUSN 5 - Raw Sugars *** Raw sugar must be accompanied by a C.Q.E. to qualify for the low rate. ***

Period: 10/01/2011 Through: 09/30/2012
 Country: South Africa Date/Time Filled: Open
 UOM: KG Q Level: 37,556,000 Ent-Qty: 37,215,946 % Filled: 99.09



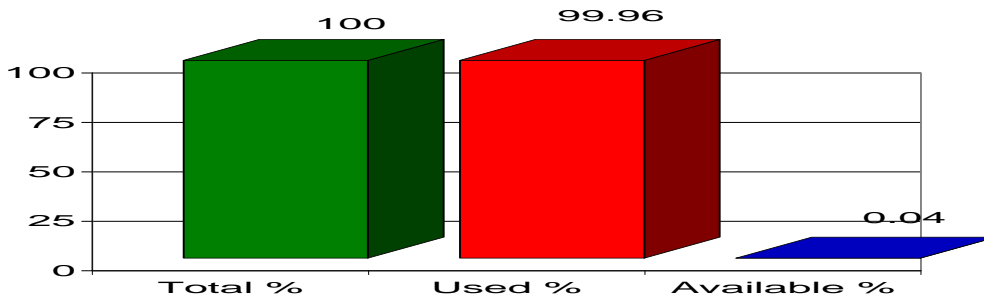
Heading: Chapter 17 AUSN 5 - Raw Sugars *** Raw sugar must be accompanied by a C.Q.E. to qualify for the low rate. ***

Period: 10/01/2011 Through: 09/30/2012
 Country: Zimbabwe Date/Time Filled: Open
 UOM: KG Q Level: 19,594,000 Ent-Qty: 0 % Filled: 0



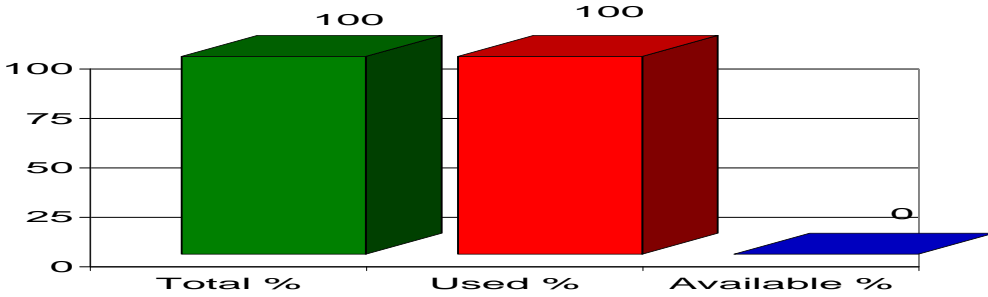
Heading: Chapter 17 AUSN 5 = Raw Sugars - Refined Tariff-Rate Canada Sugar Quota **C.Q.E. must be present to qualify at the low rate**

Period: 10/01/2011 Through: 09/30/2012
 Country: Canada Date/Time Filled: Open
 UOM: KG Q Level: 12,050,000 Ent-Qty: 12,044,978 % Filled: 99.96

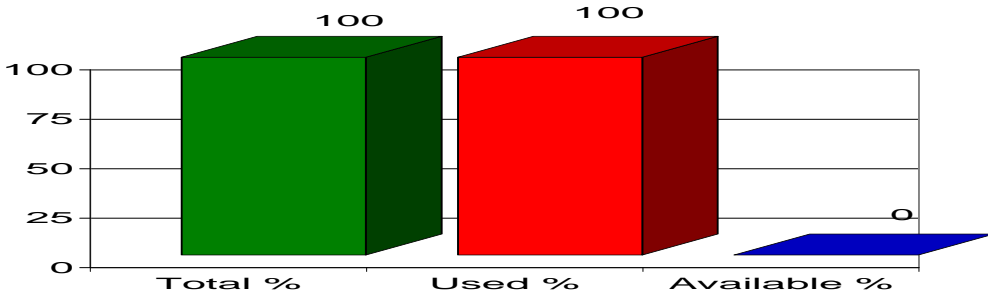


Quota Report 09/17/2012

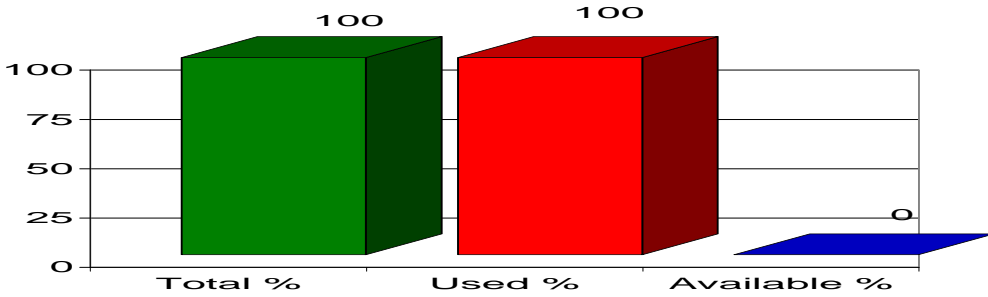
Heading: Chapter 17 AUSN 5 = Raw Sugars - Refined & Specialty Tariff-Rate Sugar Quota
Period: 10/01/2011 **Through:** 09/30/2012
Country: All Countries (Refined) **Date/Time Filled:** 10/25/2011 14:33
UOM: KG **Q Level:** 8,294,000 **Ent-Qty:** 8,294,000 **% Filled:** 100



Heading: Chapter 17 AUSN 5 = Raw Sugars - Specialty Tariff-Rate Sugar Quota - Period 1
****Specialty Sugar Cert must be present to qualify at low rate****
Period: 10/12/2011 **Through:** 09/30/2012
Country: All Countries (Specialty 1) **Date/Time Filled:** 10/12/2011 13:00
UOM: KG **Q Level:** 1,656,000 **Ent-Qty:** 1,656,000 **% Filled:** 100

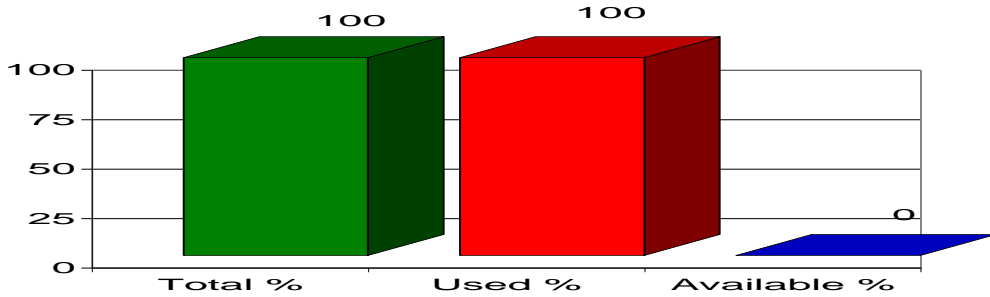


Heading: Chapter 17 AUSN 5 = Raw Sugars - Specialty Tariff-Rate Sugar Quota - Period 2
****Specialty Sugar Cert must be present to qualify at low rate****
Period: 10/26/2011 **Through:** 09/30/2012
Country: All Countries (Specialty 2) **Date/Time Filled:** 01/11/2012 12:00
UOM: KG **Q Level:** 33,565,000 **Ent-Qty:** 33,565,000 **% Filled:** 100

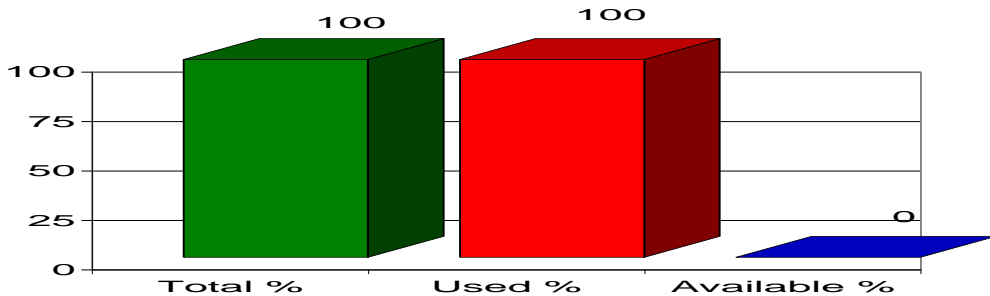


Quota Report 09/17/2012

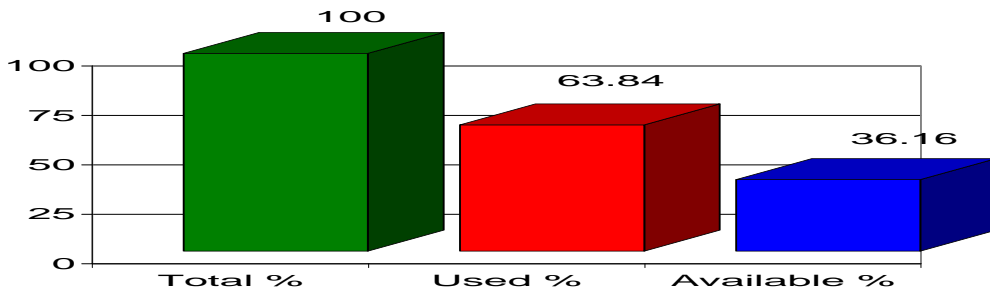
Heading: Chapter 17 AUSN 5 = Raw Sugars - Specialty Tariff-Rate Sugar Quota - Period 3
****Specialty Sugar Cert must be present to qualify at low rate****
Period: 01/11/2011 **Through:** 09/30/2012
Country: All Countries (Specialty 3) **Date/Time Filled:** 04/10/2012 16:30
UOM: KG **Q Level:** 19,182,770 **Ent-Qty:** 19,182,770 **% Filled:** 100



Heading: Chapter 17 AUSN 5 = Raw Sugars - Specialty Tariff-Rate Sugar Quota - Period 4
****Specialty Sugar Cert must be present to qualify at low rate****
Period: 04/11/2011 **Through:** 09/30/2012
Country: All Countries (Specialty 4) **Date/Time Filled:** 07/10/2012 16:30
UOM: KG **Q Level:** 25,438,422 **Ent-Qty:** 25,438,422 **% Filled:** 100

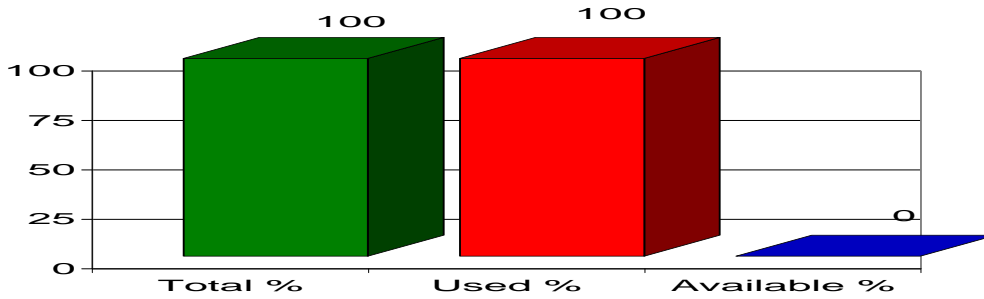


Heading: Chapter 17 AUSN 5 = Raw Sugars - Specialty Tariff-Rate Sugar Quota - Period 5
****Specialty Sugar Cert must be present to qualify at low rate****
Period: 07/11/2011 **Through:** 09/30/2012
Country: All Countries (Specialty 5) **Date/Time Filled:** Open
UOM: KG **Q Level:** 32,099,246 **Ent-Qty:** 20,492,147 **% Filled:** 63.84

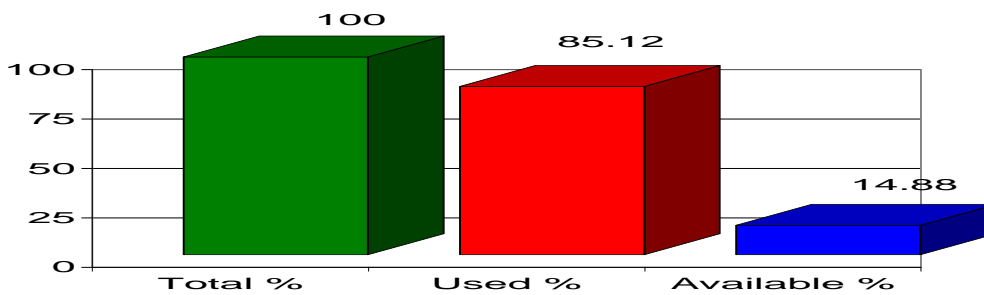


Quota Report 09/17/2012

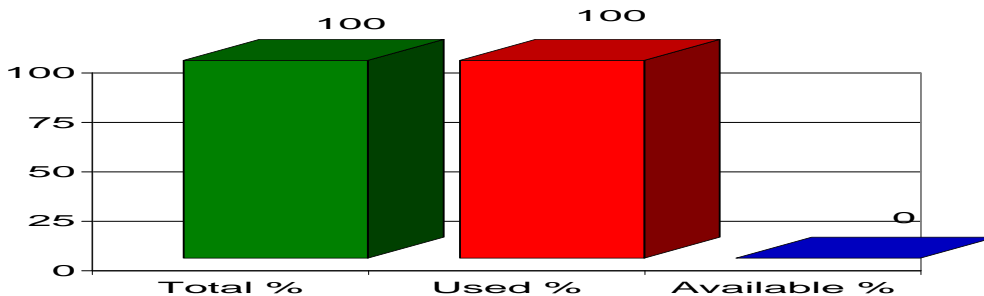
Heading: Chapter 17, Additional U.S. Note 8, Sugar Blends
 Period: 10/01/2011 Through: 09/30/2012
 Country: All Countries Date/Time Filled: 11/14/2011 13:34
 UOM: KG Q Level: 5,459,000 Ent-Qty: 5,459,000 % Filled: 100



Heading: Chapter 17, Additional U.S. Note 8, Sugar Blends
 Period: 10/01/2011 Through: 09/30/2012
 Country: Canada Date/Time Filled: Open
 UOM: KG Q Level: 59,250,000 Ent-Qty: 50,432,139 % Filled: 85.12

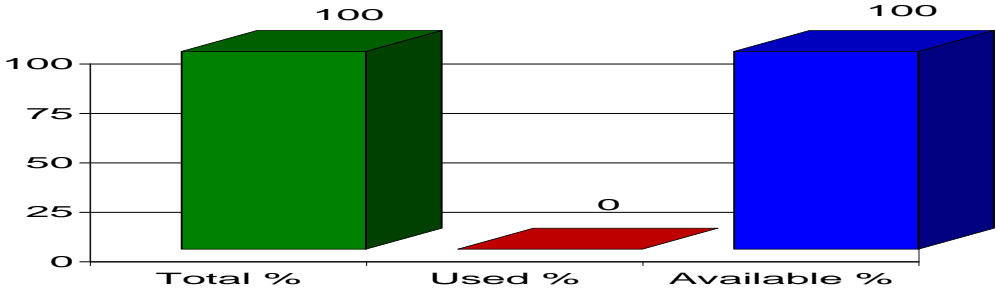


Heading: Chapter 18, Additional U.S. Note 1, Cocoa Powder
 Period: 10/01/2011 Through: 09/30/2012
 Country: All Countries Date/Time Filled: 03/30/2012 15:04
 UOM: KG Q Level: 2,313,000 Ent-Qty: 2,313,000 % Filled: 100

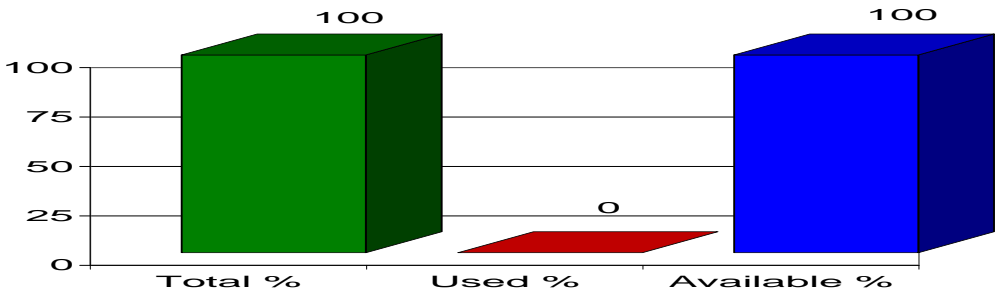


Quota Report 09/17/2012

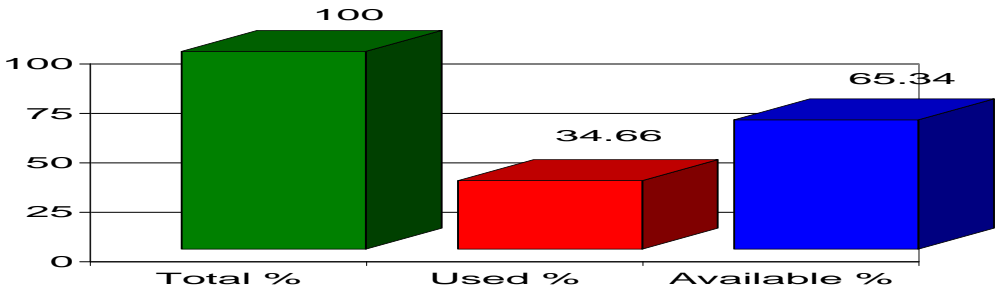
Heading: Chapter 18, Additional U.S. Note 2, Chocolate
 Period: 01/01/2012 Through: 12/31/2012
 Country: Ireland (MAQ) Date/Time Filled: Open
 UOM: KG Q Level: 4,286,491 Ent-Qty: 0 % Filled: 0



Heading: Chapter 18, Additional U.S. Note 2, Chocolate
 Period: 01/01/2012 Through: 12/31/2012
 Country: United Kingdom (MAQ) Date/Time Filled: Open
 UOM: KG Q Level: 3,379,297 Ent-Qty: 0 % Filled: 0

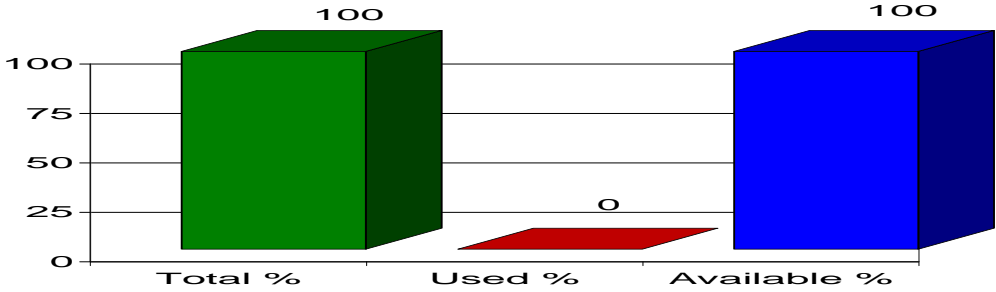


Heading: Chapter 18, Additional U.S. Note 2, Chocolate
 Period: 01/01/2012 Through: 12/31/2012
 Country: Netherlands (MAQ) Date/Time Filled: Open
 UOM: KG Q Level: 45,359 Ent-Qty: 15,722 % Filled: 34.66

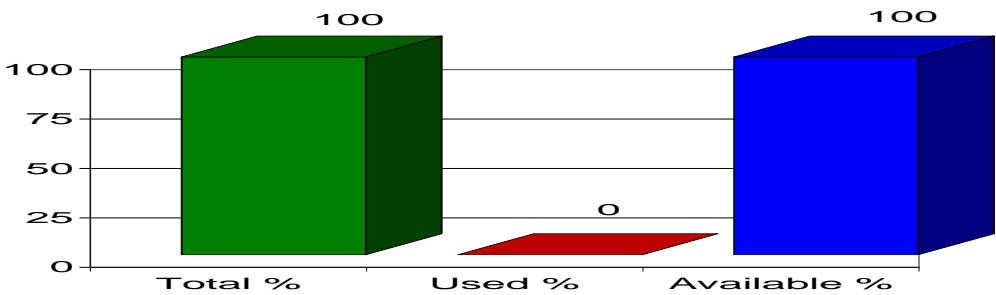


Quota Report 09/17/2012

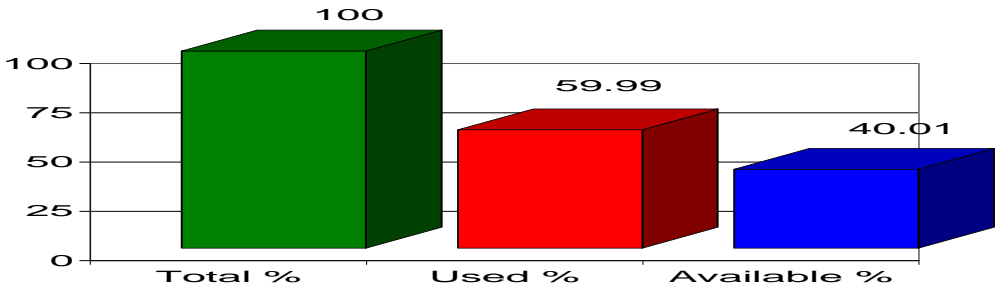
Heading: Chapter 18, Additional U.S. Note 2, Chocolate
 Period: 01/01/2012 Through: 12/31/2012
 Country: Australia (MAQ) Date/Time Filled: Open
 UOM: KG Q Level: 2,000,000 Ent-Qty: 0 % Filled: 0



Heading: Chapter 18, Additional U.S. Note 2, Chocolate
 Period: 01/01/2012 Through: 12/31/2012
 Country: New Zealand (MAQ) Date/Time Filled: Open
 UOM: KG Q Level: 1 Ent-Qty: 0 % Filled: 0

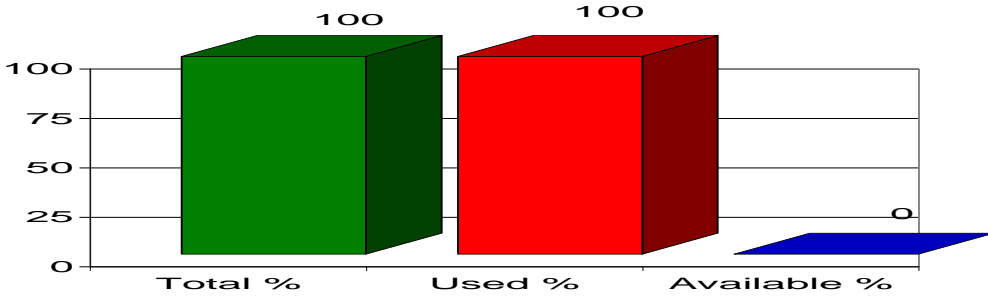


Heading: Chapter 18, Additional U.S. Note 2, Chocolate
 Period: 01/01/2012 Through: 12/31/2012
 Country: Any Country Date/Time Filled: Open
 UOM: KG Q Level: 16,456,442 Ent-Qty: 9,872,727 % Filled: 59.99

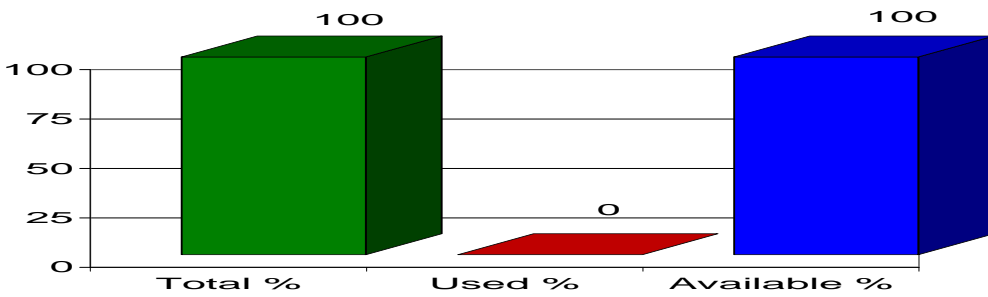


Quota Report 09/17/2012

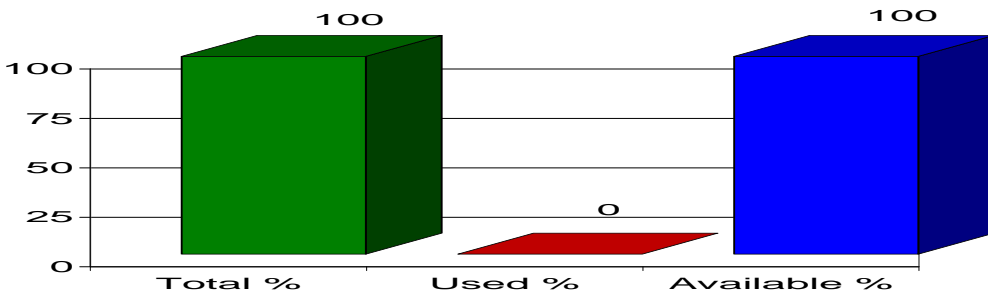
Heading: Chapter 18, Additional U.S. Note 3, Chocolate and Low Fat Chocolate Crumb
Period: 01/01/2012 **Through:** 12/31/2012
Country: Any Country **Date/Time Filled:** Open
UOM: KG **Q Level:** 0 **Ent-Qty:** BANNED **% Filled:** 100



Heading: Chapter 18, Additional U.S. Note 3, Chocolate and Low Fat Chocolate Crumb
Period: 01/01/2012 **Through:** 12/31/2012
Country: United Kingdom (MAQ) **Date/Time Filled:** Open
UOM: KG **Q Level:** 421,854 **Ent-Qty:** 0 **% Filled:** 0

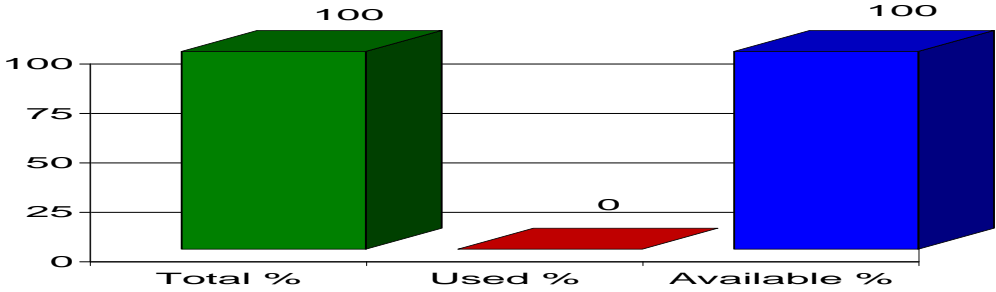


Heading: Chapter 18, Additional U.S. Note 3, Chocolate and Low Fat Chocolate Crumb
Period: 01/01/2012 **Through:** 12/31/2012
Country: Ireland (MAQ) **Date/Time Filled:** Open
UOM: KG **Q Level:** 1,700,988 **Ent-Qty:** 0 **% Filled:** 0

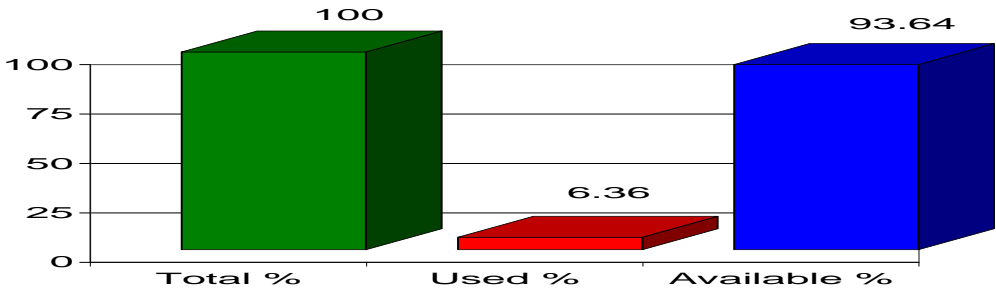


Quota Report 09/17/2012

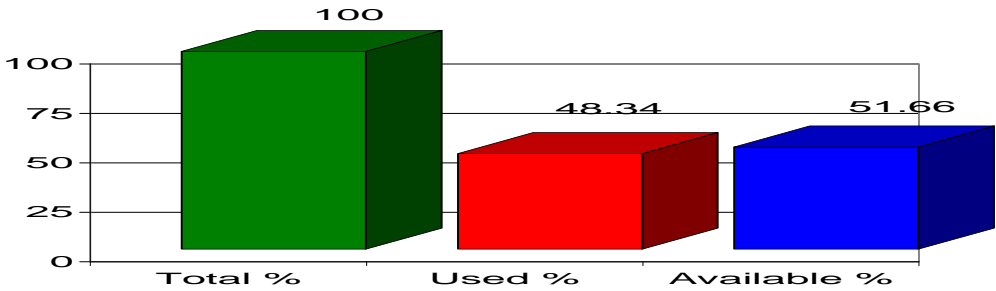
Heading: Chapter 18, Additional U.S. Note 3, Chocolate and Low Fat Chocolate Crumb
Period: 01/01/2012 **Through:** 12/31/2012
Country: New Zealand (MAQ) **Date/Time Filled:** Open
UOM: KG **Q Level:** 1 **Ent-Qty:** 0 **% Filled:** 0



Heading: Chapter 19, Additional U.S. Note 2, Infant Formula
Period: 01/01/2012 **Through:** 12/31/2012
Country: All Countries **Date/Time Filled:** Open
UOM: KG **Q Level:** 100,000 **Ent-Qty:** 6,362 **% Filled:** 6.36

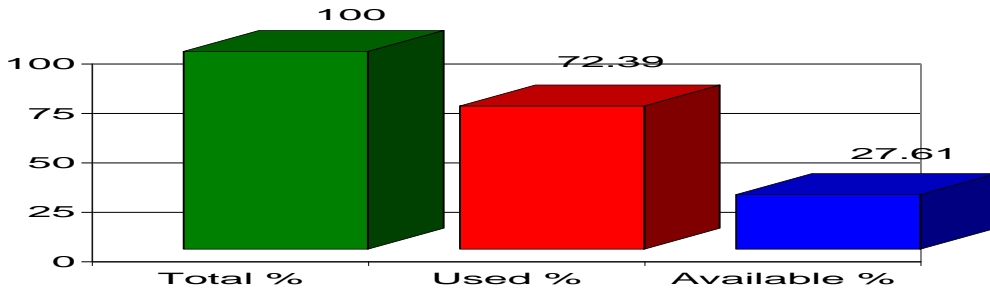


Heading: Chapter 19, Additional U.S. Note 3, Mixes and Dough
Period: 10/01/2011 **Through:** 09/30/2012
Country: All Countries **Date/Time Filled:** Open
UOM: KG **Q Level:** 5,398,000 **Ent-Qty:** 2,609,561 **% Filled:** 48.34

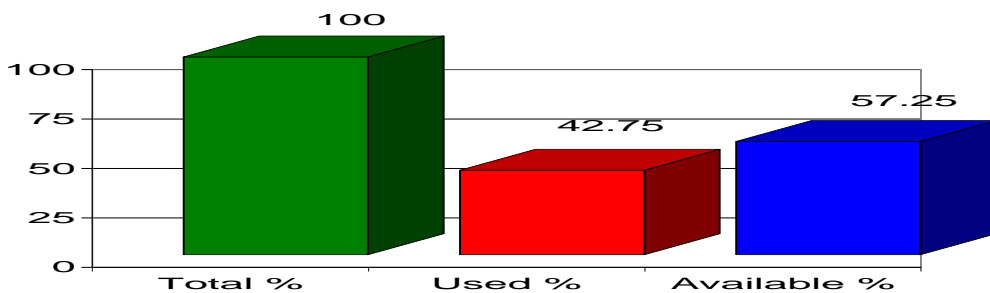


Quota Report 09/17/2012

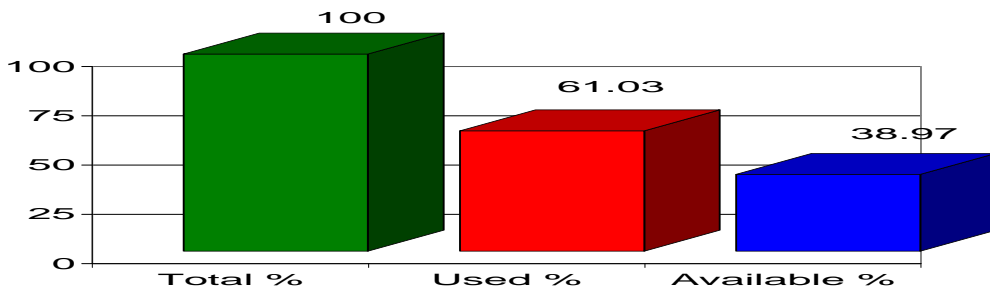
Heading: Chapter 20, Additional U.S. Note 5, Peanut Butter and Paste
Period: 01/01/2012 **Through:** 12/31/2012
Country: Other Countries **Date/Time Filled:** Open
UOM: KG **Q Level:** 250,000 **Ent-Qty:** 180,963 **% Filled:** 72.39



Heading: Chapter 20, Additional U.S. Note 5, Peanut Butter and Paste
Period: 01/01/2012 **Through:** 12/31/2012
Country: Argentina **Date/Time Filled:** Open
UOM: KG **Q Level:** 3,650,000 **Ent-Qty:** 1,560,314 **% Filled:** 42.75

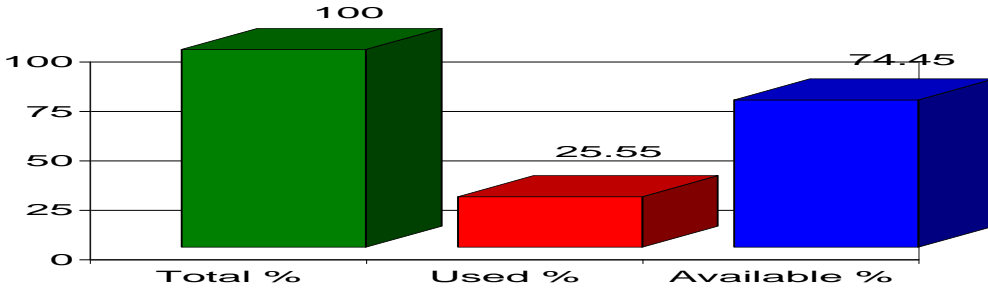


Heading: Chapter 20, Additional U.S. Note 5, Peanut Butter and Paste
Period: 01/01/2012 **Through:** 12/31/2012
Country: Canada **Date/Time Filled:** Open
UOM: KG **Q Level:** 14,500,000 **Ent-Qty:** 8,849,500 **% Filled:** 61.03

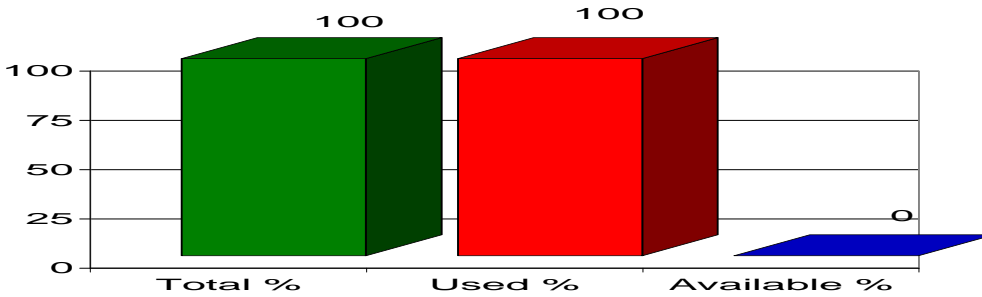


Quota Report 09/17/2012

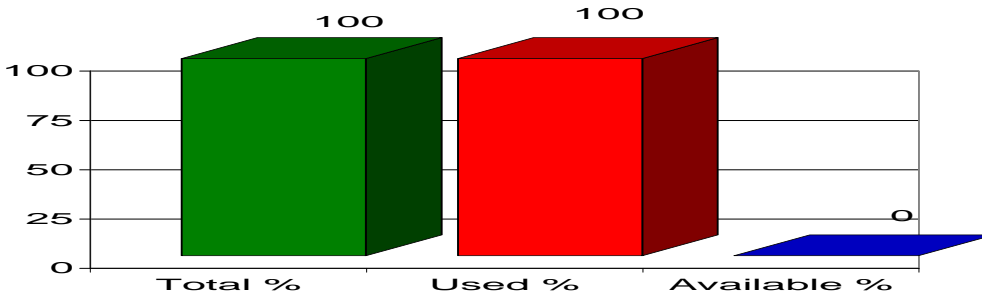
Heading: Chapter 20, Additional U.S. Note 5, Peanut Butter and Paste
Period: 01/01/2012 **Through:** 12/31/2012
Country: 20 AUSN 6 Countries **Date/Time Filled:** Open
UOM: KG **Q Level:** 1,600,000 **Ent-Qty:** 408,774 **% Filled:** 25.55



Heading: Chapter 20, Mandarin Oranges - 2008.30
Period: 01/01/2012 **Through:** 12/31/2012
Country: All Countries **Date/Time Filled:** 03/13/2012 10:07
UOM: KG **Q Level:** 40,000,000 **Ent-Qty:** 40,000,000 **% Filled:** 100



Heading: Chapter 20, Olives - 2005
Period: 01/01/2012 **Through:** 12/31/2012
Country: Olives (2) 2005700200 **Date/Time Filled:** Open
UOM: KG **Q Level:** 730,000 **Ent-Qty:** BANNED **% Filled:** 100



Quota Report 09/17/2012

Heading: Chapter 20, Olives - 2005

Period: 01/01/2012

Through: 12/31/2012

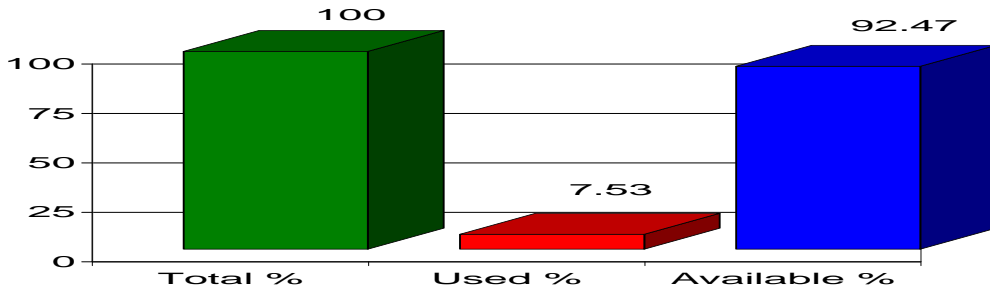
Country: Olives (1) 2005700600

Date/Time Filled: Open

UOM: KG Q Level: 4,400,000

Ent-Qty: 331,200

% Filled: 7.53



Heading: Chapter 20, Olives - 2005

Period: 01/01/2012

Through: 12/31/2012

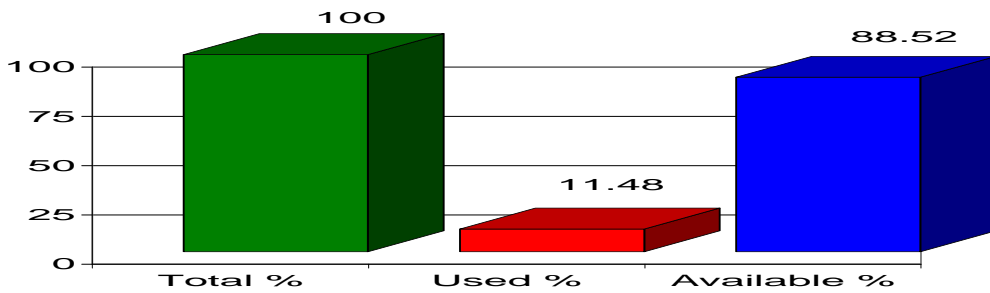
Country: Olives (3) 2005701600

Date/Time Filled: Open

UOM: KG Q Level: 2,700,000

Ent-Qty: 310,051

% Filled: 11.48



Heading: Chapter 20, Olives - 2005

Period: 01/01/2012

Through: 12/31/2012

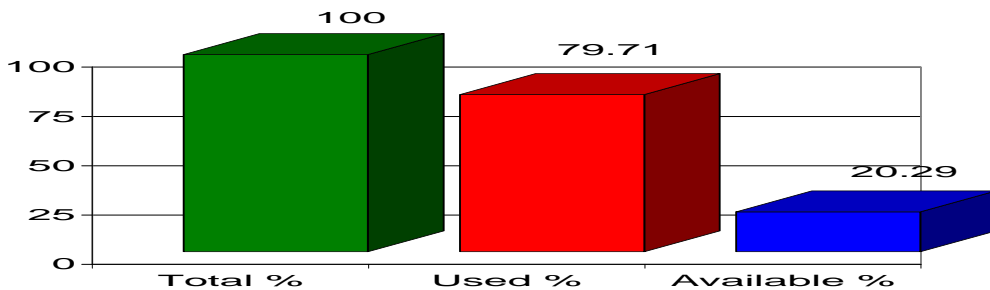
Country: Olives (4) 2005709100

Date/Time Filled: Open

UOM: KG Q Level: 550,000

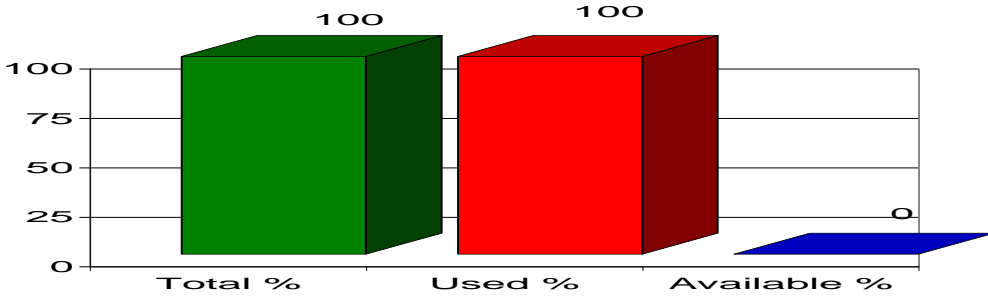
Ent-Qty: 438,393

% Filled: 79.71

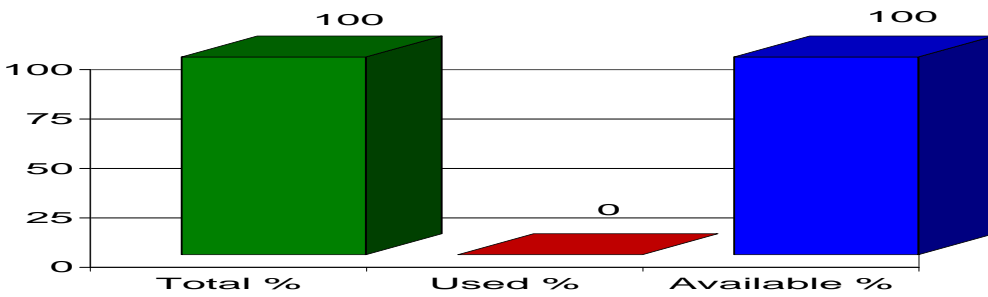


Quota Report 09/17/2012

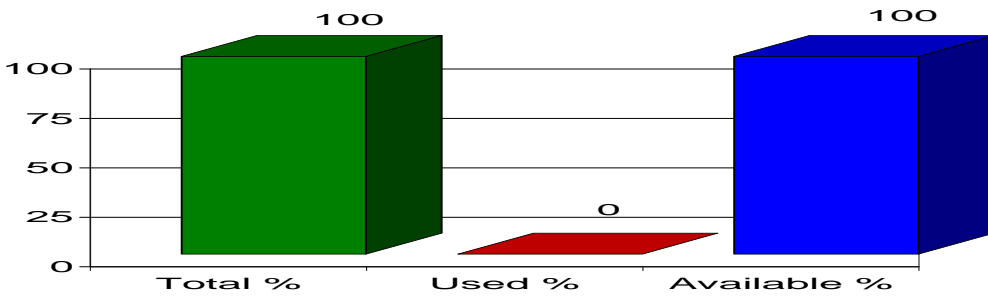
Heading: Chapter 21, Additional U.S. Note 4, Mixed Condiments and Mixed Seasonings
 Period: 10/01/2011 Through: 09/30/2012
 Country: All Countries Date/Time Filled: 03/06/2012 15:04
 UOM: KG Q Level: 689,000 Ent-Qty: 689,000 % Filled: 100



Heading: Chapter 21, Additional U.S. Note 5, Ice Cream
 Period: 01/01/2012 Through: 12/31/2012
 Country: Belgium (MAQ) Date/Time Filled: Open
 UOM: L Q Level: 922,315 Ent-Qty: 0 % Filled: 0

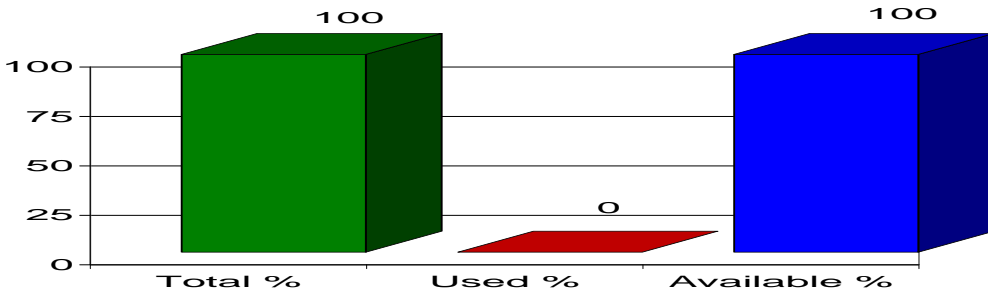


Heading: Chapter 21, Additional U.S. Note 5, Ice Cream
 Period: 01/01/2012 Through: 12/31/2012
 Country: Denmark (MAQ) Date/Time Filled: Open
 UOM: L Q Level: 13,059 Ent-Qty: 0 % Filled: 0

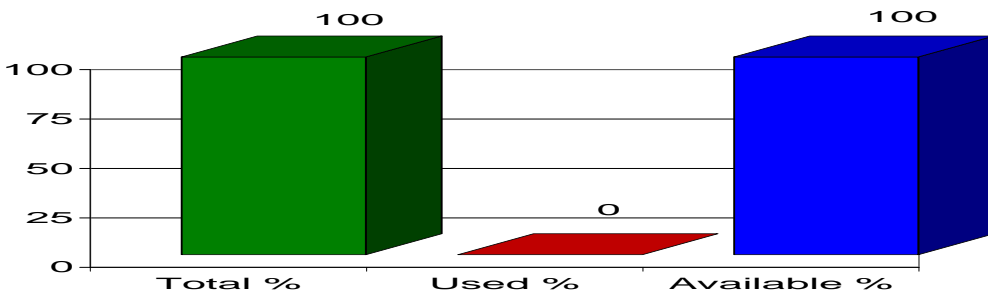


Quota Report 09/17/2012

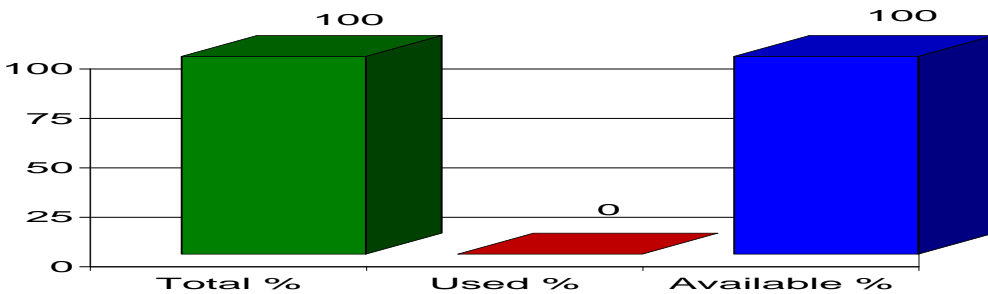
Heading: Chapter 21, Additional U.S. Note 5, Ice Cream
Period: 01/01/2012 Through: 12/31/2012
Country: Jamaica (MAQ) Date/Time Filled: Open
UOM: L Q Level: 3,596 Ent-Qty: 0 % Filled: 0



Heading: Chapter 21, Additional U.S. Note 5, Ice Cream
Period: 01/01/2012 Through: 12/31/2012
Country: Netherlands (MAQ) Date/Time Filled: Open
UOM: L Q Level: 104,477 Ent-Qty: 0 % Filled: 0

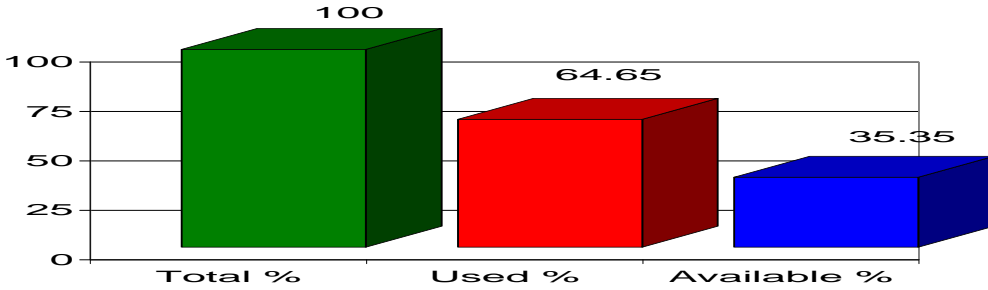


Heading: Chapter 21, Additional U.S. Note 5, Ice Cream
Period: 01/01/2012 Through: 12/31/2012
Country: New Zealand (MAQ) Date/Time Filled: Open
UOM: L Q Level: 589,312 Ent-Qty: 0 % Filled: 0

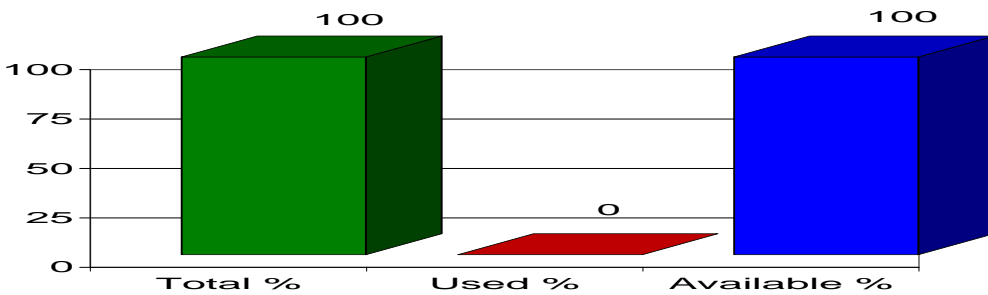


Quota Report 09/17/2012

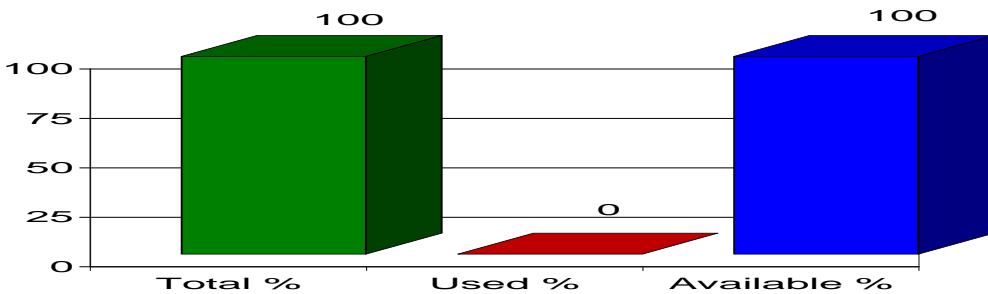
Heading: Chapter 21, Additional U.S. Note 5, Ice Cream
Period: 01/01/2012 **Through:** 12/31/2012
Country: Any Country **Date/Time Filled:** Open
UOM: L **Q Level:** 4,035,087 **Ent-Qty:** 2,608,521 **% Filled:** 64.65



Heading: Chapter 23, Additional U.S. Note 2, Animal Feed
Period: 01/01/2012 **Through:** 12/31/2012
Country: Australia (MAQ) **Date/Time Filled:** Open
UOM: KG **Q Level:** 56,699 **Ent-Qty:** 0 **% Filled:** 0

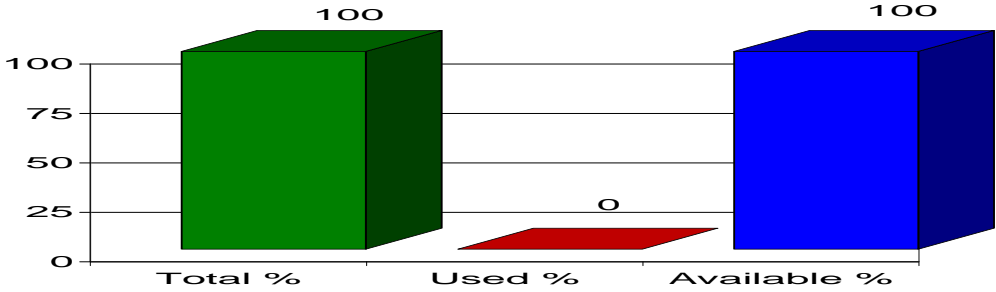


Heading: Chapter 23, Additional U.S. Note 2, Animal Feed
Period: 01/01/2012 **Through:** 12/31/2012
Country: United Kingdom (MAQ) **Date/Time Filled:** Open
UOM: KG **Q Level:** 83,914 **Ent-Qty:** 0 **% Filled:** 0

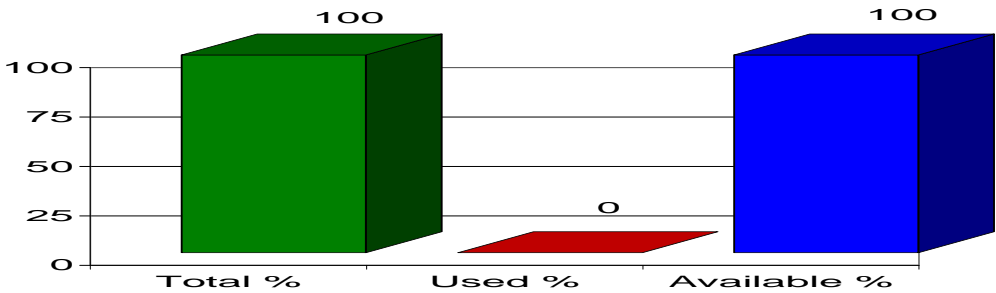


Quota Report 09/17/2012

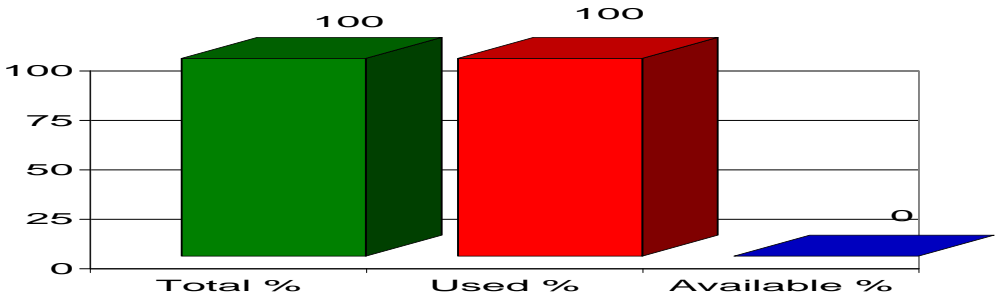
Heading: Chapter 23, Additional U.S. Note 2, Animal Feed
 Period: 01/01/2012 Through: 12/31/2012
 Country: Ireland (MAQ) Date/Time Filled: Open
 UOM: KG Q Level: 5,470,323 Ent-Qty: 0 % Filled: 0



Heading: Chapter 23, Additional U.S. Note 2, Animal Feed
 Period: 01/01/2012 Through: 12/31/2012
 Country: New Zealand (MAQ) Date/Time Filled: Open
 UOM: KG Q Level: 1,782,618 Ent-Qty: 0 % Filled: 0

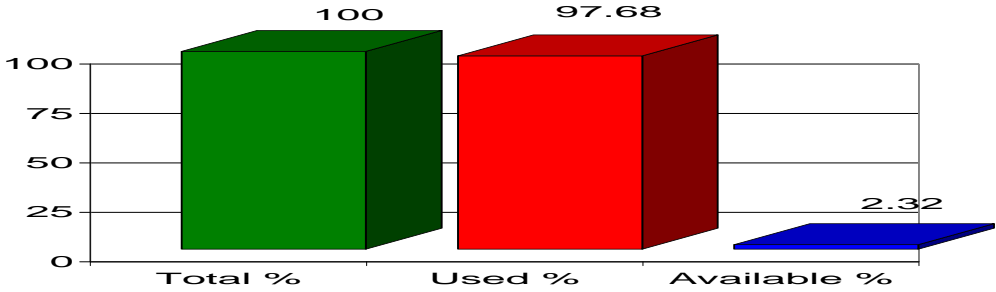


Heading: Chapter 23, Additional U.S. Note 2, Animal Feed
 Period: 01/01/2012 Through: 12/31/2012
 Country: Any Country Date/Time Filled: 06/07/2012 09:24
 UOM: KG Q Level: 6,146 Ent-Qty: 6,146 % Filled: 100

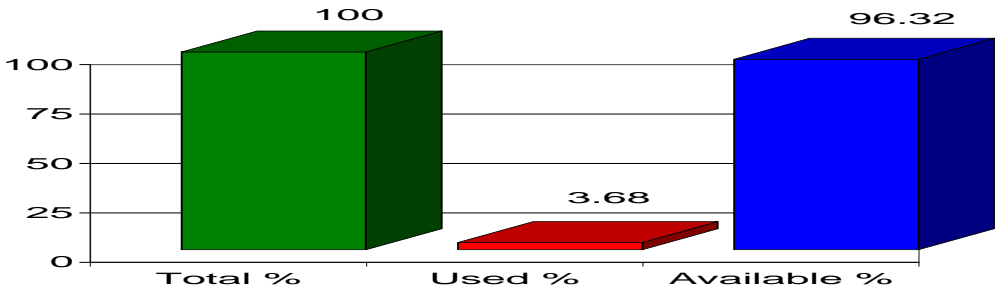


Quota Report 09/17/2012

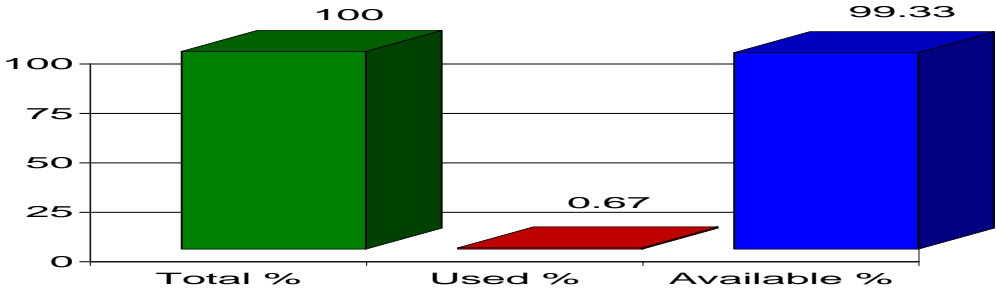
Heading: Chapter 24, Additional U.S. Note 5, Tobacco
Period: 09/13/2012 **Through:** 09/12/2013
Country: Other Countries **Date/Time Filled:** Open
UOM: KG **Q Level:** 3,000,000 **Ent-Qty:** 2,930,280 **% Filled:** 97.68



Heading: Chapter 24, Additional U.S. Note 5, Tobacco
Period: 09/13/2012 **Through:** 09/12/2013
Country: Argentina **Date/Time Filled:** Open
UOM: KG **Q Level:** 10,750,000 **Ent-Qty:** 396,000 **% Filled:** 3.68

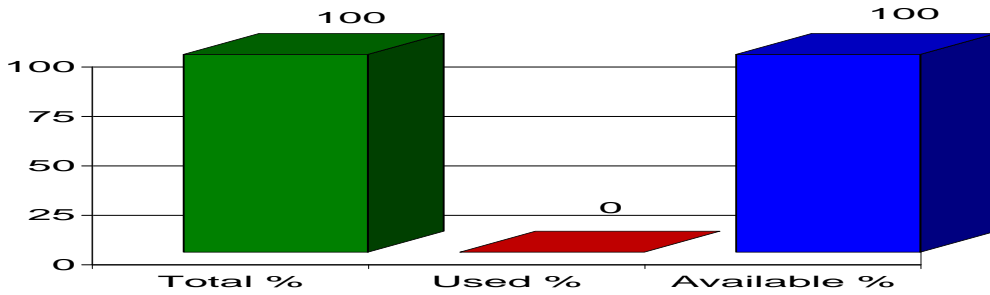


Heading: Chapter 24, Additional U.S. Note 5, Tobacco
Period: 09/13/2012 **Through:** 09/12/2013
Country: Brazil **Date/Time Filled:** Open
UOM: KG **Q Level:** 80,200,000 **Ent-Qty:** 534,600 **% Filled:** 0.67

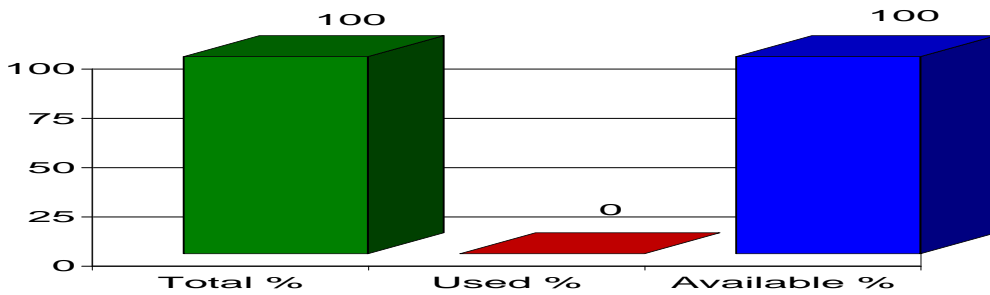


Quota Report 09/17/2012

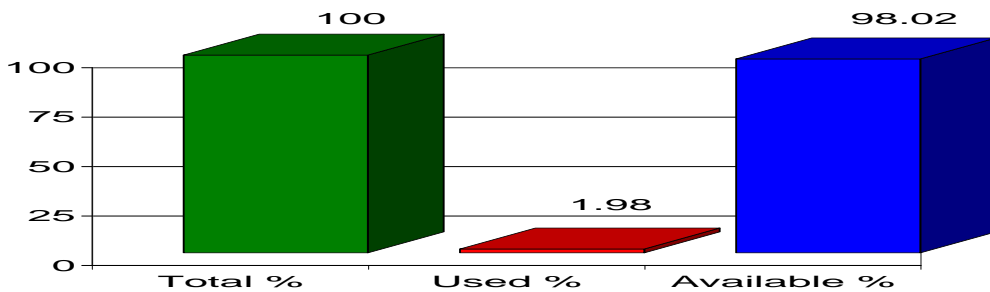
Heading: Chapter 24, Additional U.S. Note 5, Tobacco
 Period: 09/13/2012 Through: 09/12/2013
 Country: Chile Date/Time Filled: Open
 UOM: KG Q Level: 2,750,000 Ent-Qty: 0 % Filled: 0



Heading: Chapter 24, Additional U.S. Note 5, Tobacco
 Period: 09/13/2012 Through: 09/12/2013
 Country: Guatemala Date/Time Filled: Open
 UOM: KG Q Level: 10,000,000 Ent-Qty: 0 % Filled: 0

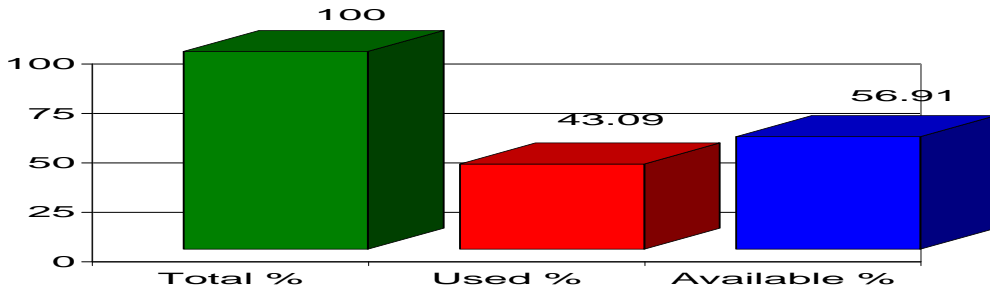


Heading: Chapter 24, Additional U.S. Note 5, Tobacco
 Period: 09/13/2012 Through: 09/12/2013
 Country: Malawi Date/Time Filled: Open
 UOM: KG Q Level: 12,000,000 Ent-Qty: 237,600 % Filled: 1.98

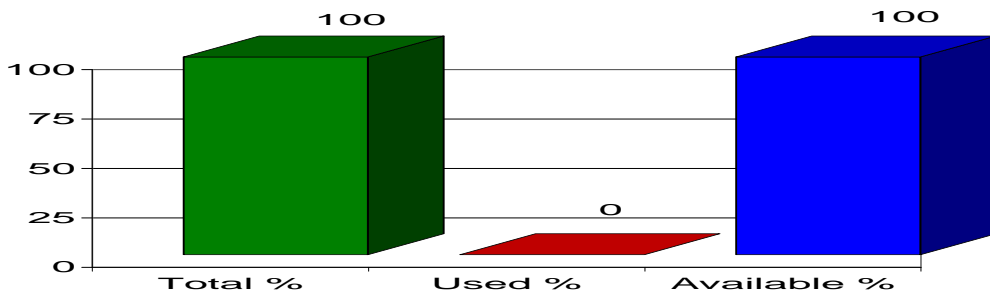


Quota Report 09/17/2012

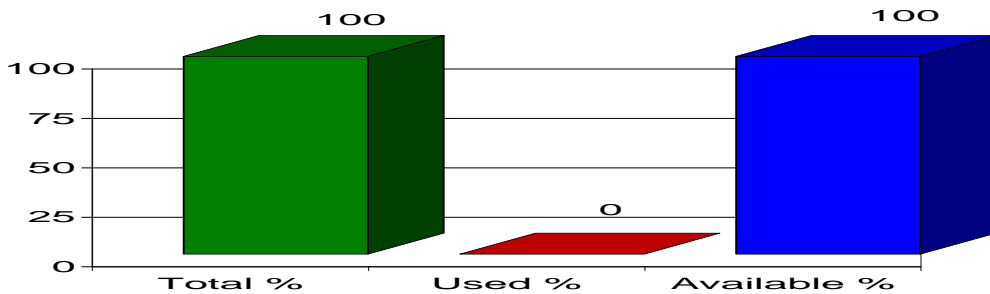
Heading: Chapter 24, Additional U.S. Note 5, Tobacco
Period: 09/13/2012 **Through:** 09/12/2013
Country: Philippines **Date/Time Filled:** Open
UOM: KG **Q Level:** 3,000,000 **Ent-Qty:** 1,292,800 **% Filled:** 43.09



Heading: Chapter 24, Additional U.S. Note 5, Tobacco
Period: 09/13/2012 **Through:** 09/12/2013
Country: Thailand **Date/Time Filled:** Open
UOM: KG **Q Level:** 7,000,000 **Ent-Qty:** 0 **% Filled:** 0

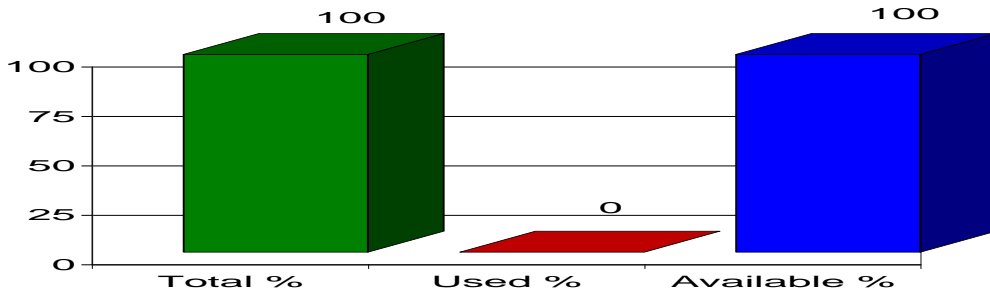


Heading: Chapter 24, Additional U.S. Note 5, Tobacco
Period: 09/13/2012 **Through:** 09/12/2013
Country: Zimbabwe **Date/Time Filled:** Open
UOM: KG **Q Level:** 0 **Ent-Qty:** 0 **% Filled:** 0

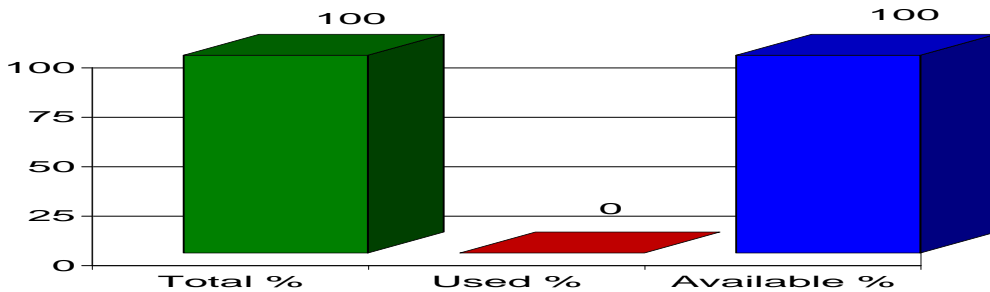


Quota Report 09/17/2012

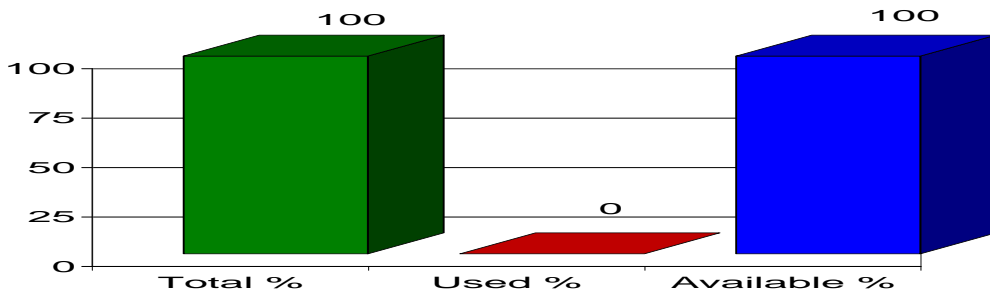
Heading: Chapter 24, Additional U.S. Note 5, Tobacco
 Period: 09/13/2012 Through: 09/12/2013
 Country: European Union Date/Time Filled: Open
 UOM: KG Q Level: 10,000,000 Ent-Qty: 0 % Filled: 0



Heading: Chapter 52, Additional U.S. Note 05, Cotton NOTE: For "*" countries, see end of report for explanation
 Period: 09/20/2011 Through: 09/19/2012
 Country: China (MAQ) Date/Time Filled: Open
 UOM: KG Q Level: 521,780 Ent-Qty: 0 % Filled: 0



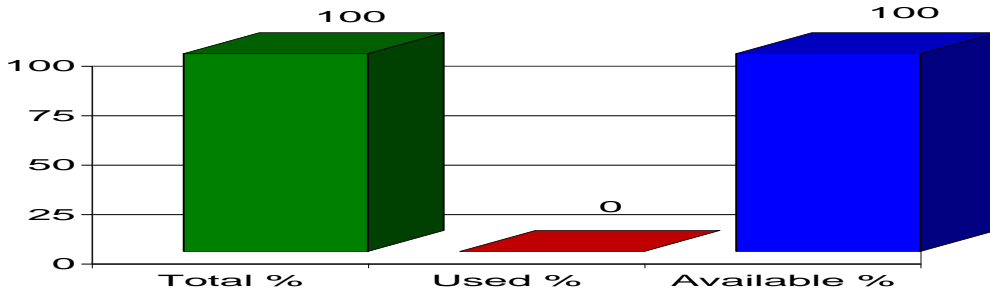
Heading: Chapter 52, Additional U.S. Note 05, Cotton NOTE: For "*" countries, see end of report for explanation
 Period: 09/20/2011 Through: 09/19/2012
 Country: Colombia (MAQ) Date/Time Filled: Open
 UOM: KG Q Level: 56 Ent-Qty: 0 % Filled: 0



Quota Report 09/17/2012

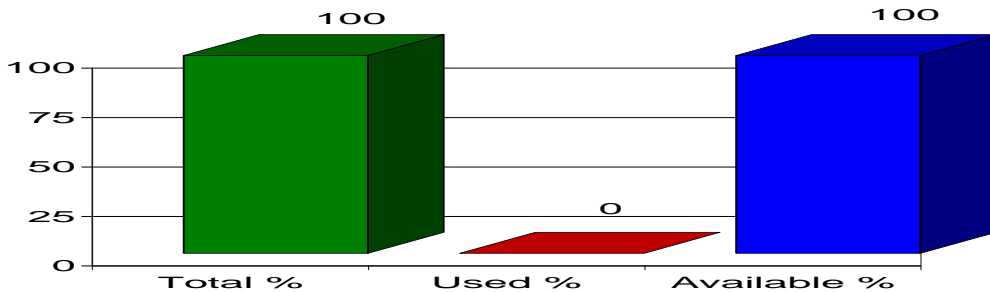
Heading: Chapter 52, Additional U.S. Note 05, Cotton NOTE: For "*" countries, see end of report for explanation

Period: 09/20/2011 Through: 09/19/2012
 Country: Ecuador (MAQ) Date/Time Filled: Open
 UOM: KG Q Level: 4,233 Ent-Qty: 0 % Filled: 0



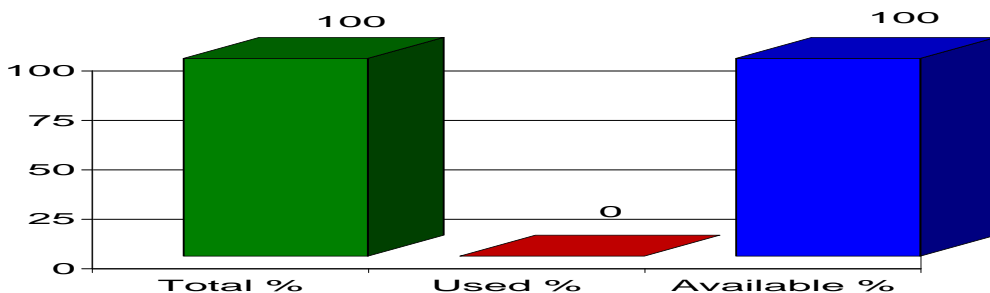
Heading: Chapter 52, Additional U.S. Note 05, Cotton NOTE: For "*" countries, see end of report for explanation

Period: 09/20/2011 Through: 09/19/2012
 Country: Honduras (MAQ) Date/Time Filled: Open
 UOM: KG Q Level: 341 Ent-Qty: 0 % Filled: 0



Heading: Chapter 52, Additional U.S. Note 05, Cotton NOTE: For "*" countries, see end of report for explanation

Period: 09/20/2011 Through: 09/19/2012
 Country: Haiti (MAQ) Date/Time Filled: Open
 UOM: KG Q Level: 107 Ent-Qty: 0 % Filled: 0



Quota Report 09/17/2012

Heading: Chapter 52, Additional U.S. Note 05, Cotton NOTE: For "*" countries, see end of report for explanation

Period: 09/20/2011

Through: 09/19/2012

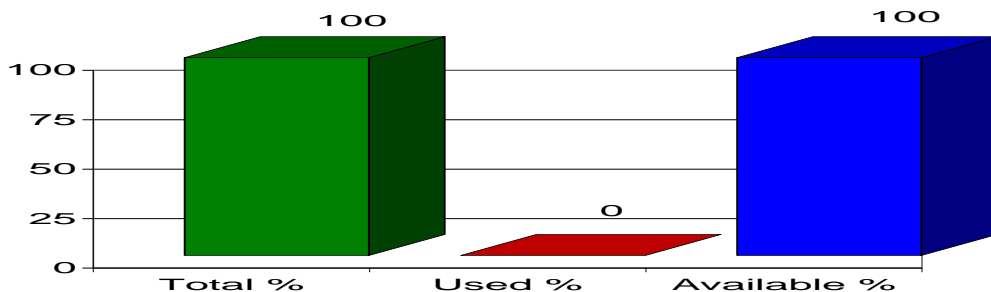
Country Iraq (MAQ)

Date/Time Filled: Open

UOM: KG Q Level: 88

Ent-Qty: 0

% Filled: 0



Heading: Chapter 52, Additional U.S. Note 05, Cotton NOTE: For "*" countries, see end of report for explanation

Period: 09/20/2011

Through: 09/19/2012

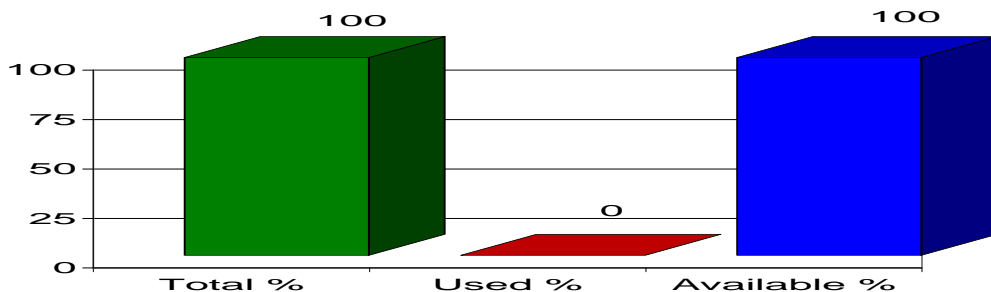
Country Nigeria (MAQ)

Date/Time Filled: Open

UOM: KG Q Level: 2,438

Ent-Qty: 0

% Filled: 0



Heading: Chapter 52, Additional U.S. Note 05, Cotton NOTE: For "*" countries, see end of report for explanation

Period: 09/20/2011

Through: 09/19/2012

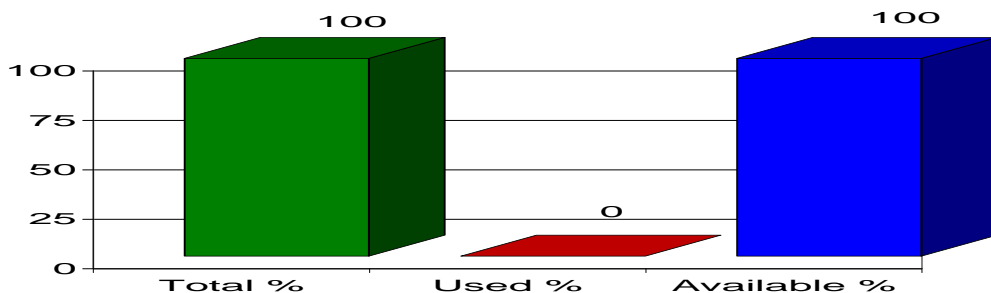
Country Peru (MAQ)

Date/Time Filled: Open

UOM: KG Q Level: 112,496

Ent-Qty: 0

% Filled: 0



Quota Report 09/17/2012

Heading: Chapter 52, Additional U.S. Note 05, Cotton NOTE: For "*" countries, see end of report for explanation

Period: 09/20/2011

Through: 09/19/2012

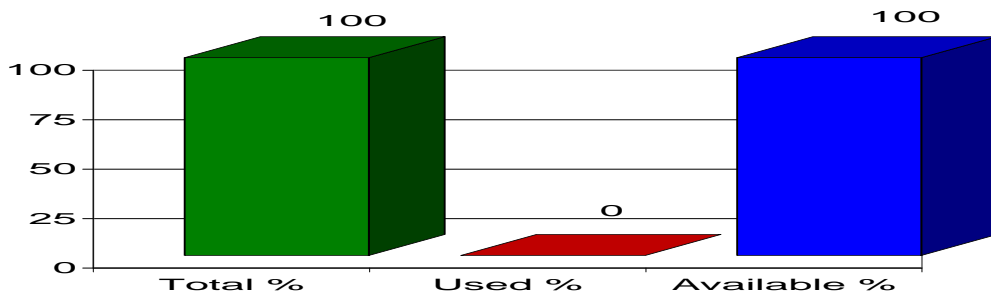
Country Paraguay (MAQ)

Date/Time Filled: Open

UOM: KG Q Level: 395

Ent-Qty: 0

% Filled: 0



Heading: Chapter 52, Additional U.S. Note 05, Cotton NOTE: For "*" countries, see end of report for explanation

Period: 09/20/2011

Through: 09/19/2012

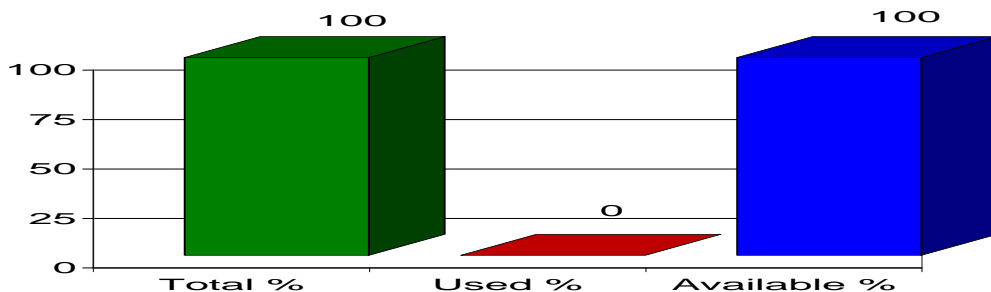
Country Gambia, Sierra Leone (MAQ)

Date/Time Filled: Open

UOM: KG Q Level: 7,259

Ent-Qty: 0

% Filled: 0



Heading: Chapter 52, Additional U.S. Note 05, Cotton NOTE: For "*" countries, see end of report for explanation

Period: 09/20/2011

Through: 09/19/2012

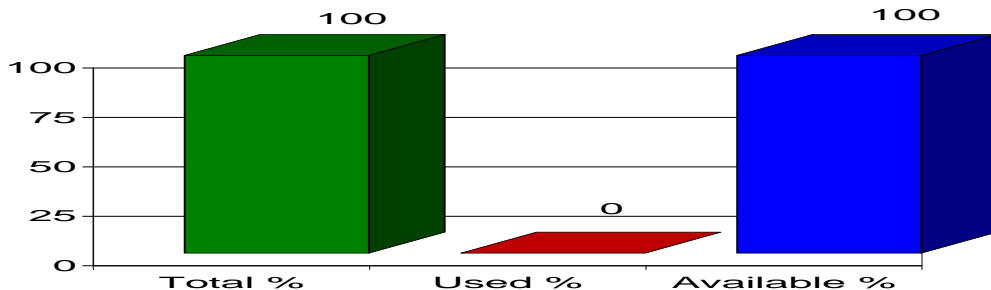
Country Neth. New Guinea (MAQ)

Date/Time Filled: Open

UOM: KG Q Level: 32,381

Ent-Qty: 0

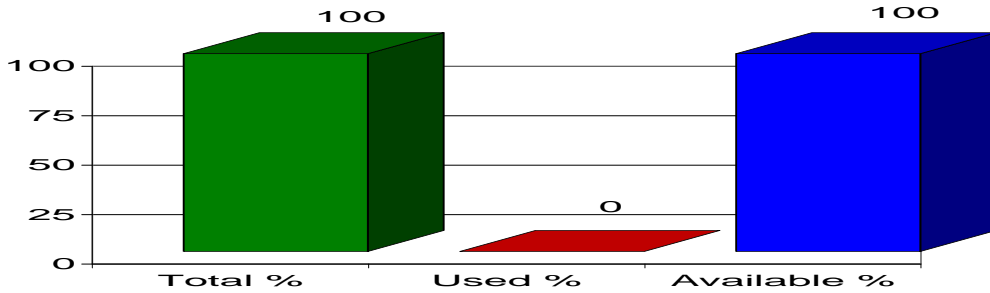
% Filled: 0



Quota Report 09/17/2012

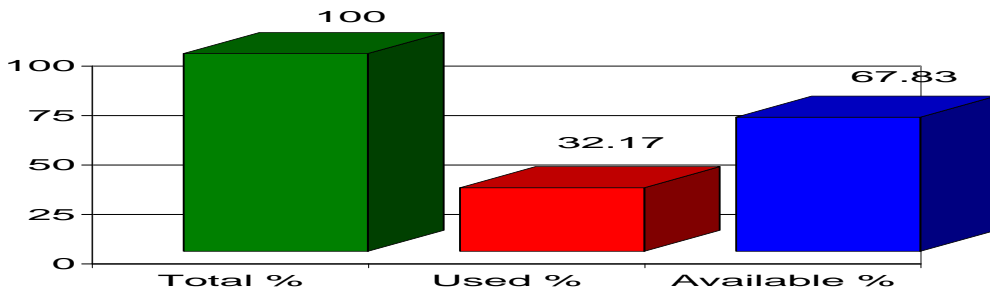
Heading: Chapter 52, Additional U.S. Note 05, Cotton NOTE: For "*" countries, see end of report for explanation

Period: 09/20/2011 Through: 09/19/2012
 Country: Eastern Europe (MAQ) Date/Time Filled: Open
 UOM: KG Q Level: 215,512 Ent-Qty: 0 % Filled: 0



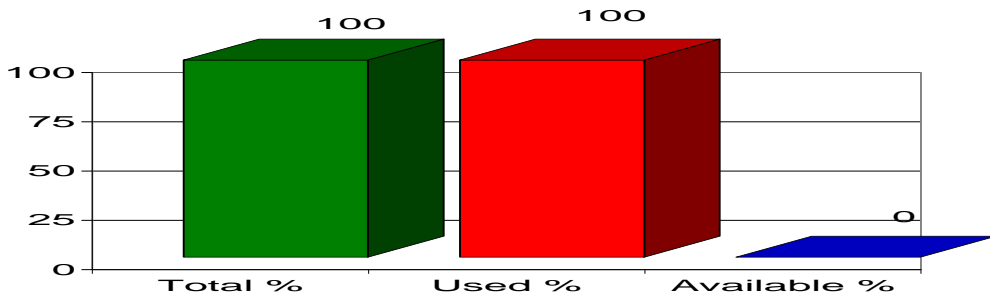
Heading: Chapter 52, Additional U.S. Note 05, Cotton NOTE: For "*" countries, see end of report for explanation

Period: 09/20/2011 Through: 09/19/2012
 Country: Egypt & Sudan (MAQ) Date/Time Filled: Open
 UOM: KG Q Level: 355,532 Ent-Qty: 114,391 % Filled: 32.17



Heading: Chapter 52, Additional U.S. Note 05, Cotton NOTE: For "*" countries, see end of report for explanation

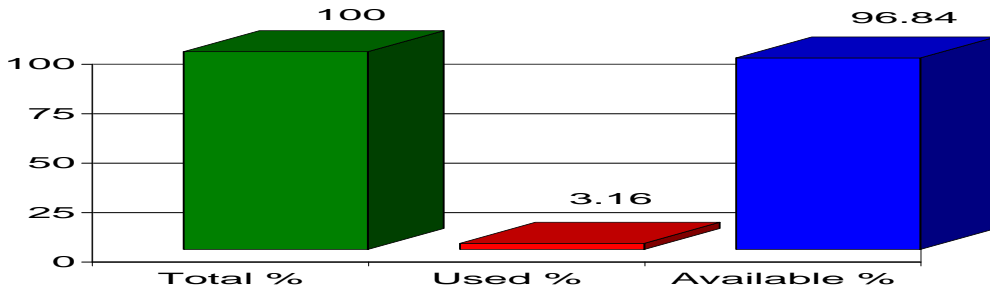
Period: 09/20/2011 Through: 09/19/2012
 Country: Brazil (MAQ) Date/Time Filled: 09/30/2011 10:22
 UOM: KG Q Level: 280,648 Ent-Qty: 280,648 % Filled: 100



Quota Report 09/17/2012

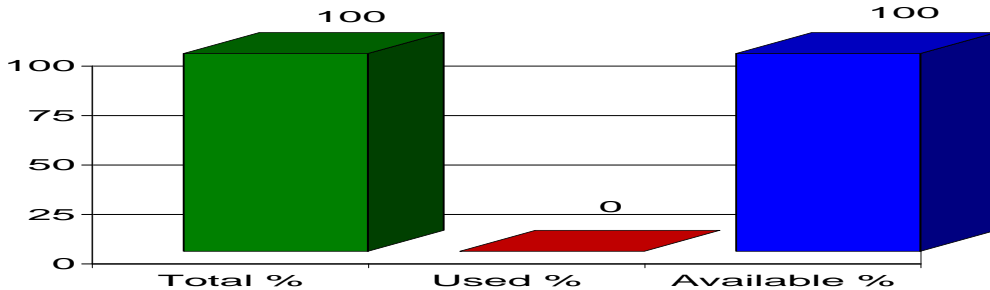
Heading: Chapter 52, Additional U.S. Note 05, Cotton NOTE: For "*" countries, see end of report for explanation

Period: 09/20/2011 Through: 09/19/2012
 Country: India &,Pakistan Indonesia (MAQ) Date/Time Filled: Open
 UOM: KG Q Level: 908,764 Ent-Qty: 28,703 % Filled: 3.16



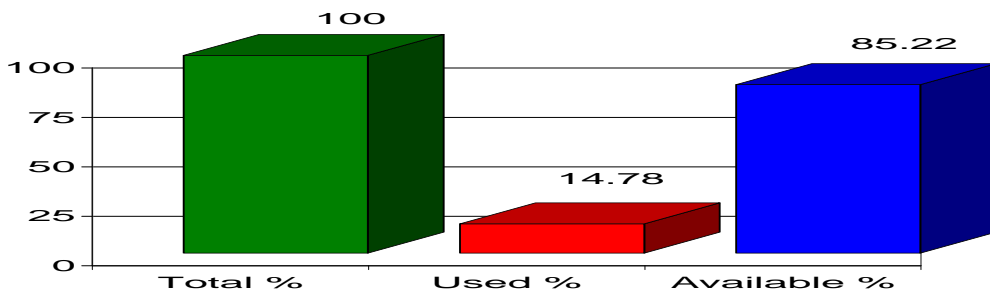
Heading: Chapter 52, Additional U.S. Note 05, Cotton NOTE: For "*" countries, see end of report for explanation

Period: 09/20/2011 Through: 09/19/2012
 Country: Kenya,Uganda (MAQ) Date/Time Filled: Open
 UOM: KG Q Level: 1,016 Ent-Qty: 0 % Filled: 0



Heading: Chapter 52, Additional U.S. Note 05, Cotton NOTE: For "*" countries, see end of report for explanation

Period: 09/20/2011 Through: 09/19/2012
 Country: Global Total Date/Time Filled: Open
 UOM: KG Q Level: 17,652,000 Ent-Qty: 2,608,417 % Filled: 14.78



Quota Report 09/17/2012

Heading: Chapter 52, Additional U.S. Note 05, Cotton NOTE: For "*" countries, see end of report for explanation

Period: 09/20/2011

Through: 09/19/2012

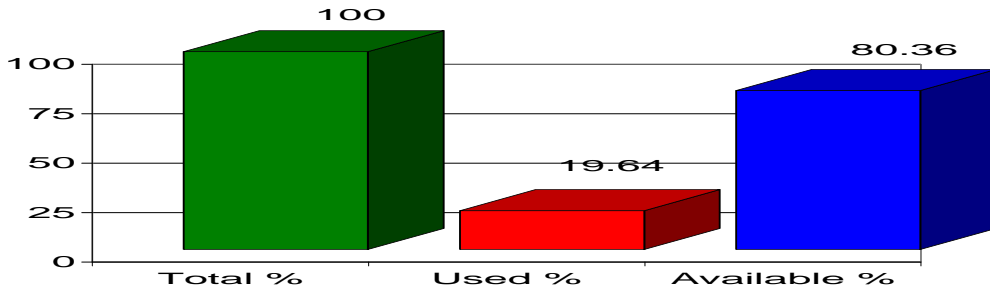
Country Aggregate Total

Date/Time Filled: Open

UOM: KG Q Level: 20,207,050

Ent-Qty: 3,969,253

% Filled: 19.64



Heading: Chapter 52, Additional U.S. Note 05, Cotton NOTE: For "*" countries, see end of report for explanation

Period: 09/20/2011

Through: 09/19/2012

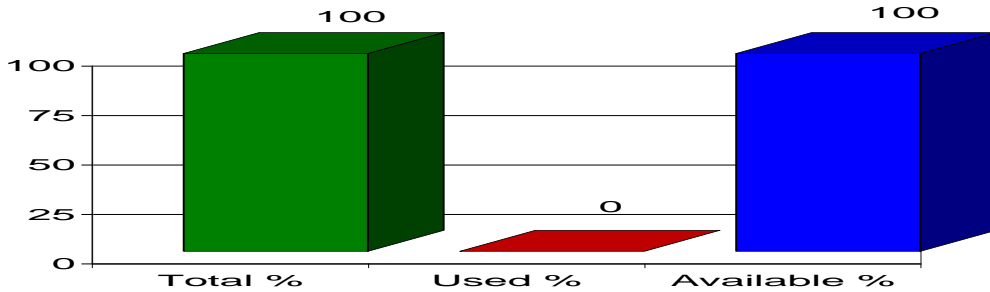
Country Argentina (MAQ)

Date/Time Filled: Open

UOM: KG Q Level: 2,360

Ent-Qty: 0

% Filled: 0



Heading: Chapter 52, Additional U.S. Note 06, Cotton, Rough or Harsh

Period: 08/01/2012

Through: 07/31/2013

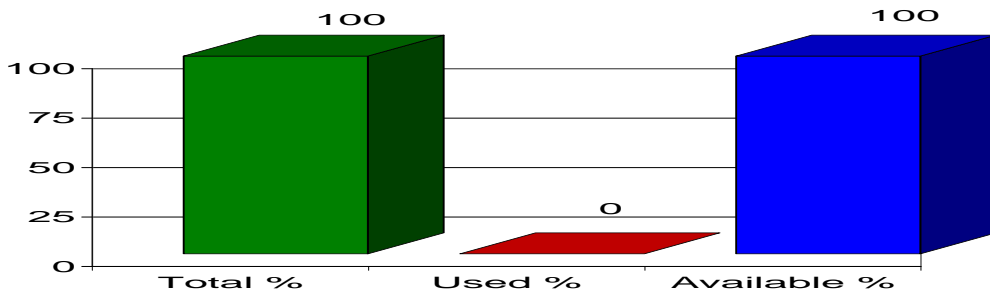
Country Any WTO Country

Date/Time Filled: Open

UOM: KG Q Level: 1,400,000

Ent-Qty: 0

% Filled: 0



Quota Report 09/17/2012

Heading: Chapter 52, Additional U.S. Note 07, Cotton

Period: 08/01/2012

Through:

07/31/2013

Country: Any WTO Country

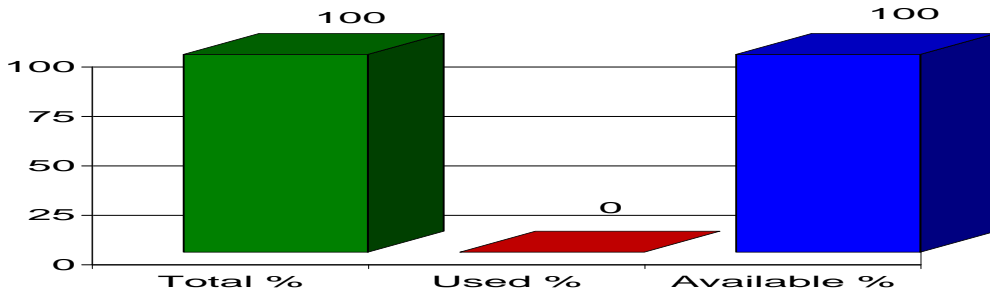
Date/Time Filled:

Open

UOM: KG Q Level: 5,201,003,401

Ent-Qty: 0

% Filled: 0



Heading: Chapter 52, Additional U.S. Note 08, Cotton

Period: 08/01/2012

Through:

07/31/2013

Country: Any WTO Country

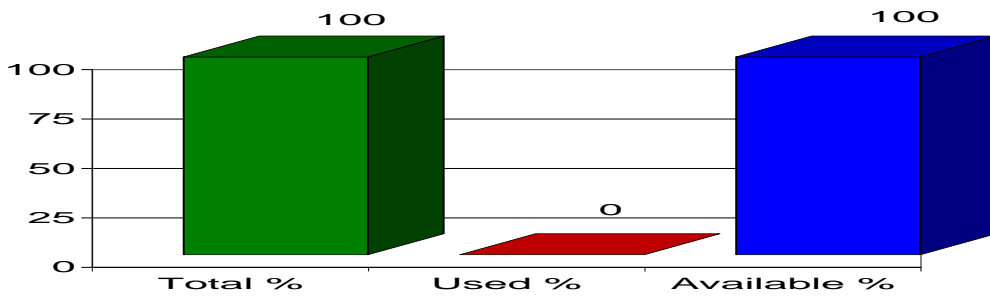
Date/Time Filled:

Open

UOM: KG Q Level: 40,100,000

Ent-Qty: 0

% Filled: 0



Heading: Chapter 52, Additional U.S. Note 09, Cotton, Card Strips

Period: 09/20/2011

Through:

09/19/2012

Country: Belgium (MAQ)

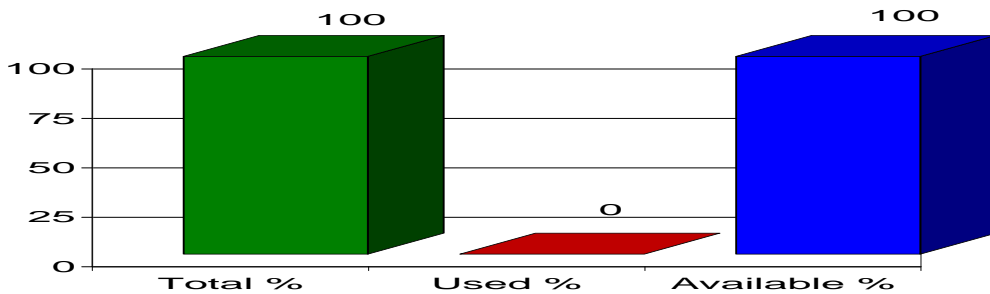
Date/Time Filled:

Open

UOM: KG Q Level: 5,830

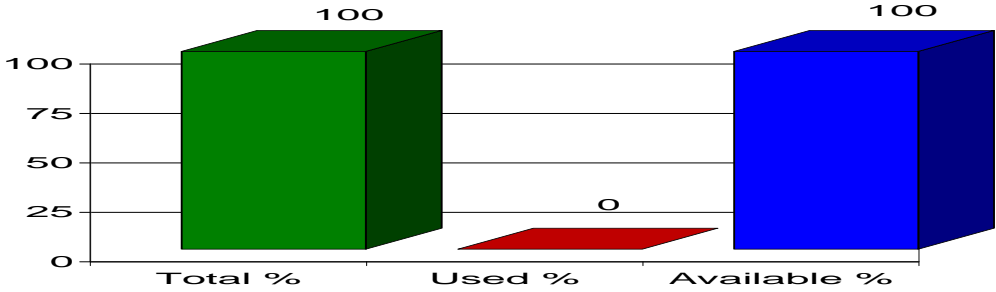
Ent-Qty: 0

% Filled: 0

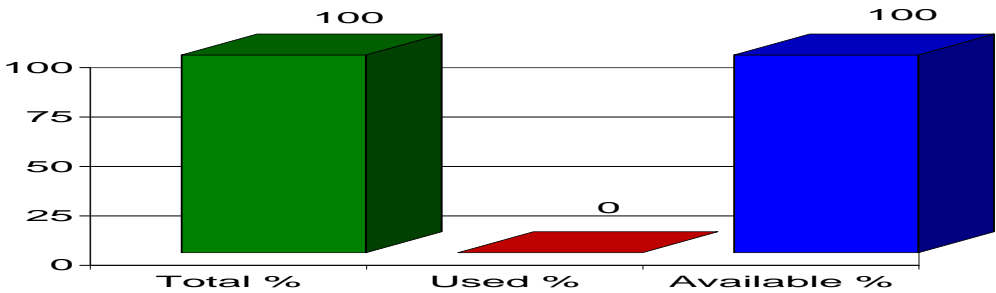


Quota Report 09/17/2012

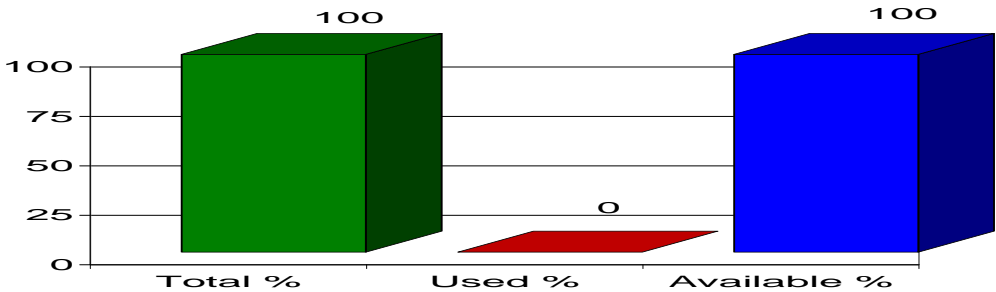
Heading: Chapter 52, Additional U.S. Note 09, Cotton, Card Strips
Period: 09/20/2011 **Through:** 09/19/2012
Country: Canada (MAQ) **Date/Time Filled:** Open
UOM: KG **Q Level:** 108,721 **Ent-Qty:** 0 **% Filled:** 0



Heading: Chapter 52, Additional U.S. Note 09, Cotton, Card Strips
Period: 09/20/2011 **Through:** 09/19/2012
Country: Switzerland (MAQ) **Date/Time Filled:** Open
UOM: KG **Q Level:** 6,711 **Ent-Qty:** 0 **% Filled:** 0

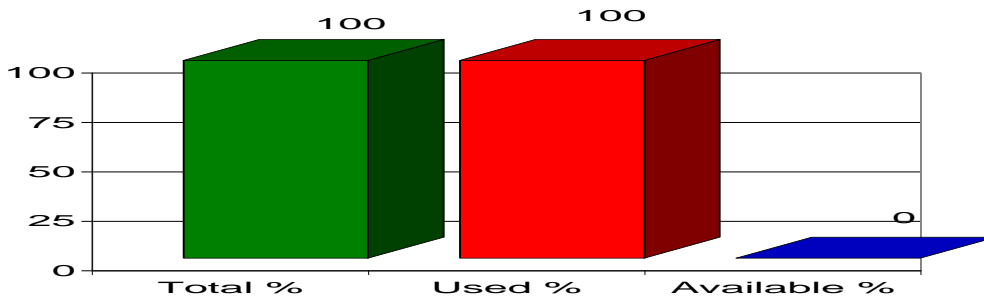


Heading: Chapter 52, Additional U.S. Note 09, Cotton, Card Strips
Period: 09/20/2011 **Through:** 09/19/2012
Country: China (MAQ) **Date/Time Filled:** Open
UOM: KG **Q Level:** 7,857 **Ent-Qty:** 0 **% Filled:** 0

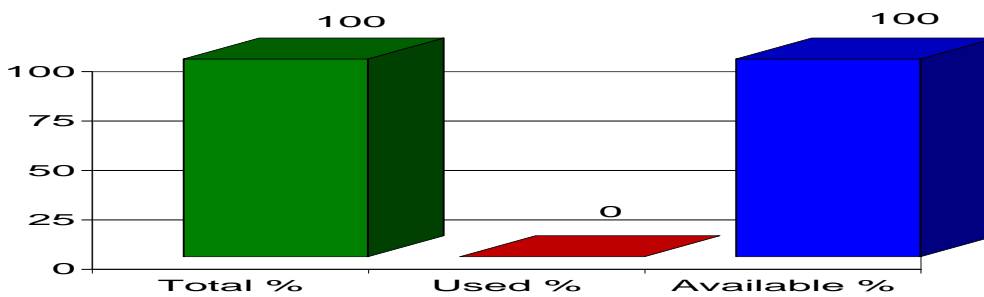


Quota Report 09/17/2012

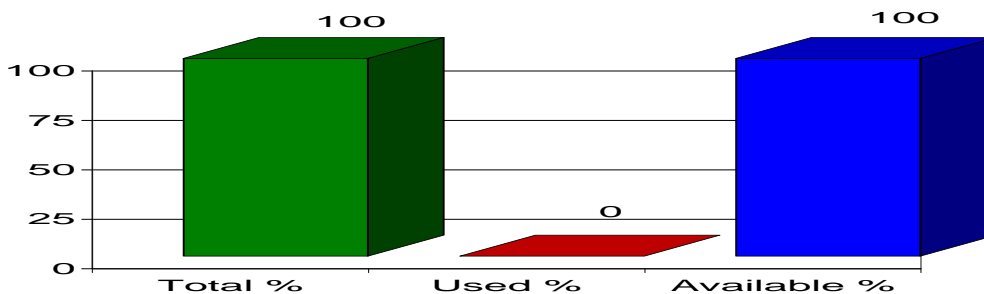
Heading: Chapter 52, Additional U.S. Note 09, Cotton, Card Strips
Period: 09/20/2011 **Through:** 09/19/2012
Country: Cuba (MAQ) **Date/Time Filled:** Open
UOM: KG **Q Level:** 2,968 **Ent-Qty:** BANNED **% Filled:** 100



Heading: Chapter 52, Additional U.S. Note 09, Cotton, Card Strips
Period: 09/20/2011 **Through:** 09/19/2012
Country: Germany (MAQ) **Date/Time Filled:** Open
UOM: KG **Q Level:** 11,540 **Ent-Qty:** 0 **% Filled:** 0

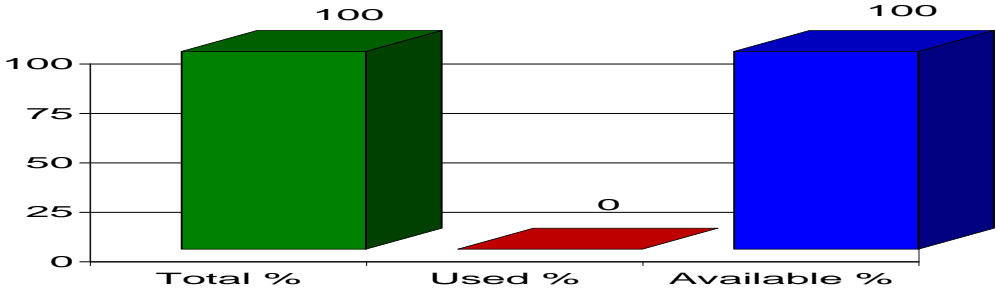


Heading: Chapter 52, Additional U.S. Note 09, Cotton, Card Strips
Period: 09/20/2011 **Through:** 09/19/2012
Country: France (MAQ) **Date/Time Filled:** Open
UOM: KG **Q Level:** 34,385 **Ent-Qty:** 0 **% Filled:** 0

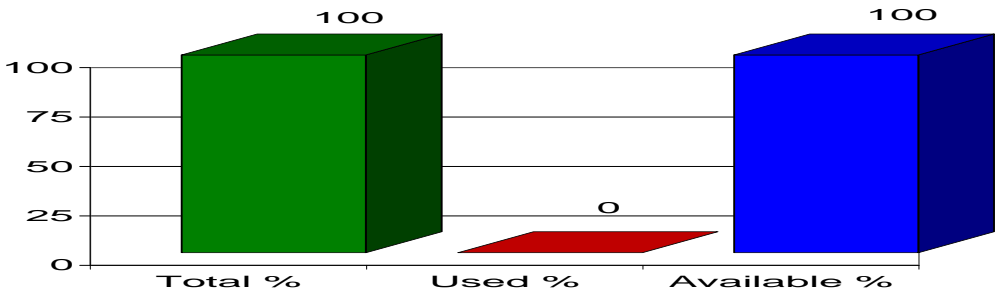


Quota Report 09/17/2012

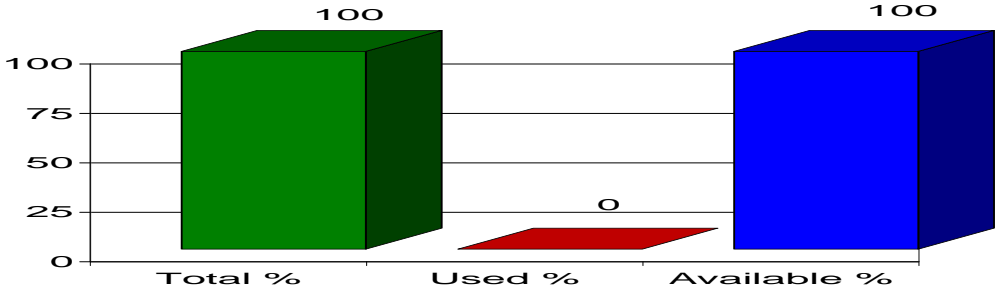
Heading: Chapter 52, Additional U.S. Note 09, Cotton, Card Strips
Period: 09/20/2011 **Through:** 09/19/2012
Country: United Kingdom (MAQ) **Date/Time Filled:** Open
UOM: KG **Q Level:** 653,695 **Ent-Qty:** 0 **% Filled:** 0



Heading: Chapter 52, Additional U.S. Note 09, Cotton, Card Strips
Period: 09/20/2011 **Through:** 09/19/2012
Country: Italy (MAQ) **Date/Time Filled:** Open
UOM: KG **Q Level:** 3,215 **Ent-Qty:** 0 **% Filled:** 0

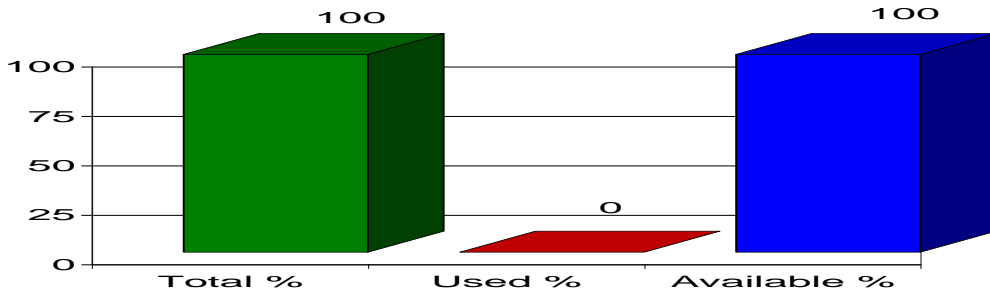


Heading: Chapter 52, Additional U.S. Note 09, Cotton, Card Strips
Period: 09/20/2011 **Through:** 09/19/2012
Country: Japan (MAQ) **Date/Time Filled:** Open
UOM: KG **Q Level:** 154,917 **Ent-Qty:** 0 **% Filled:** 0

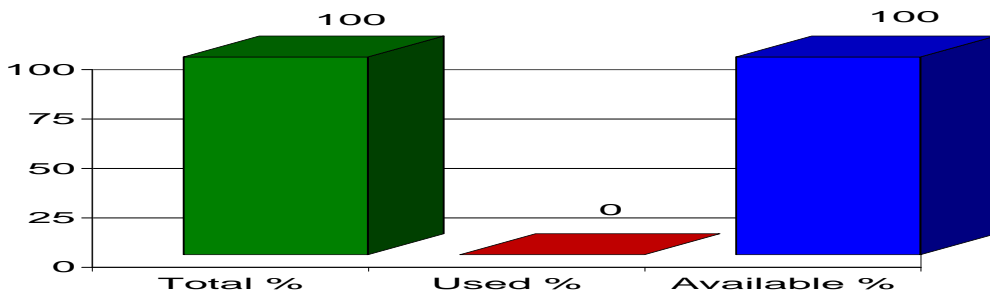


Quota Report 09/17/2012

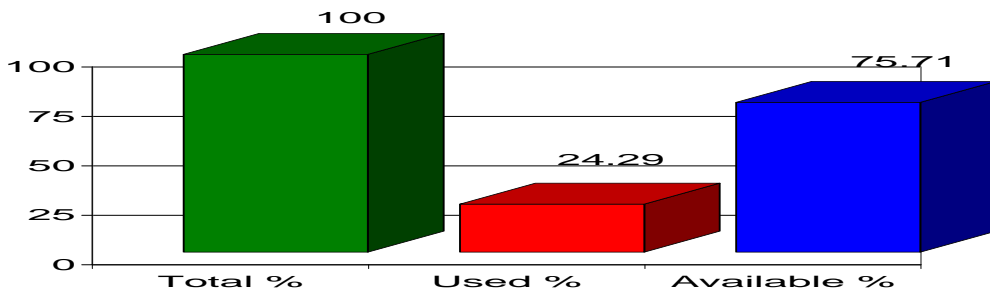
Heading: Chapter 52, Additional U.S. Note 09, Cotton, Card Strips
Period: 09/20/2011 **Through:** 09/19/2012
Country: Netherlands (MAQ) **Date/Time Filled:** Open
UOM: KG **Q Level:** 10,317 **Ent-Qty:** 0 **% Filled:** 0



Heading: Chapter 52, Additional U.S. Note 09, Cotton, Card Strips
Period: 09/20/2011 **Through:** 09/19/2012
Country: India & Pakistan (MAQ) **Date/Time Filled:** Open
UOM: KG **Q Level:** 31,582 **Ent-Qty:** 0 **% Filled:** 0

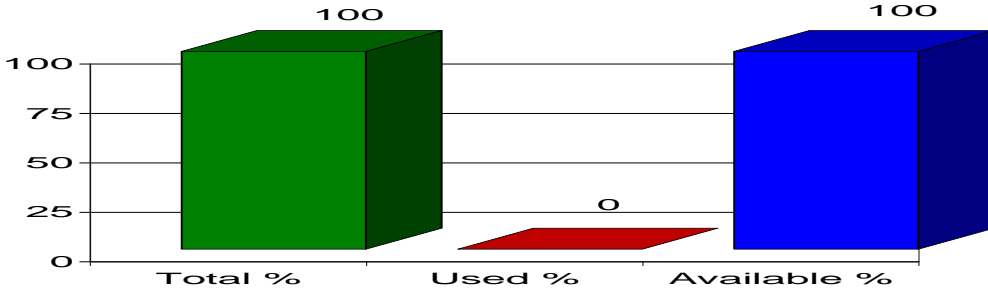


Heading: Chapter 52, Additional U.S. Note 09, Cotton, Card Strips
Period: 09/20/2011 **Through:** 09/19/2012
Country: Any WTO Country **Date/Time Filled:** Open
UOM: KG **Q Level:** 2,300,000 **Ent-Qty:** 558,590 **% Filled:** 24.29

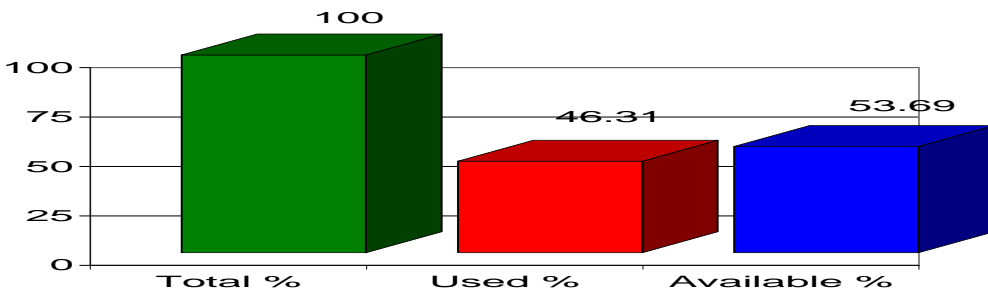


Quota Report 09/17/2012

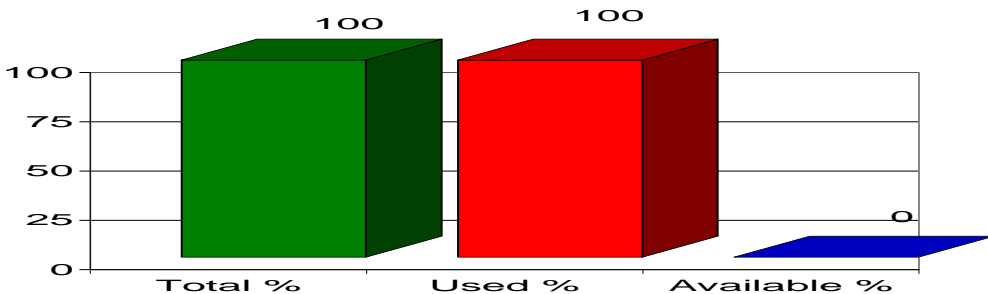
Heading: Chapter 52, Additional U.S. Note 10, Fibers of Cotton
 Period: 09/11/2012 Through: 09/10/2013
 Country: Any WTO Country Date/Time Filled: Open
 UOM: KG Q Level: 2,500 Ent-Qty: 0 % Filled: 0



Heading: Chapter 96, 9603.10.05 - Whiskbrooms
 Period: 01/01/2012 Through: 12/31/2012
 Country: All Countries Date/Time Filled: Open
 UOM: NO Q Level: 739,860 Ent-Qty: 342,664 % Filled: 46.31

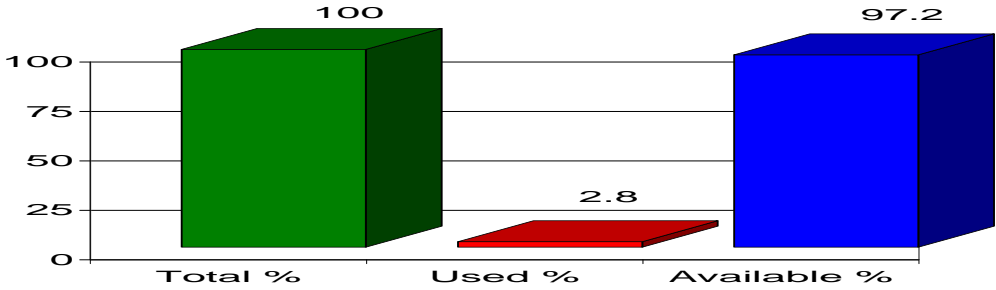


Heading: Chapter 96, 9603.10.40 - Other Brooms
 Period: 01/01/2012 Through: 12/31/2012
 Country: All Countries Date/Time Filled: 03/19/2012 14:30
 UOM: NO Q Level: 1,457,736 Ent-Qty: 1,457,736 % Filled: 100

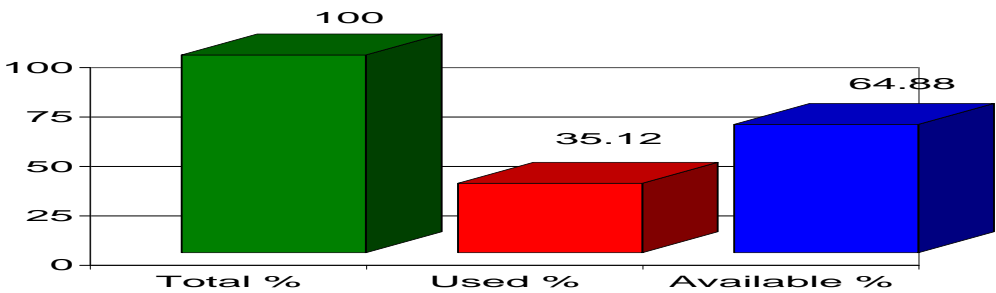


Quota Report 09/17/2012

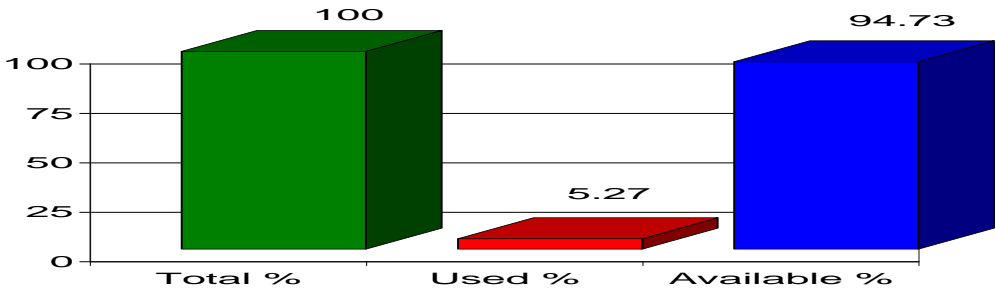
Heading: Chapter 99, 9902.51.11 - Worsted Wool Fabrics - *Need OTEXA License to Qualify*
Period: 01/01/2012 **Through:** 12/31/2012
Country: All Countries **Date/Time Filled:** Open
UOM: M2 **Q Level:** 5,500,000 **Ent-Qty:** 153,867 **% Filled:** 2.8



Heading: Chapter 99, 9902.51.15 - Worsted Wool Fabrics - *Need OTEXA License to Qualify*
Period: 01/01/2012 **Through:** 12/31/2012
Country: All Countries **Date/Time Filled:** Open
UOM: M2 **Q Level:** 5,000,000 **Ent-Qty:** 1,755,918 **% Filled:** 35.12

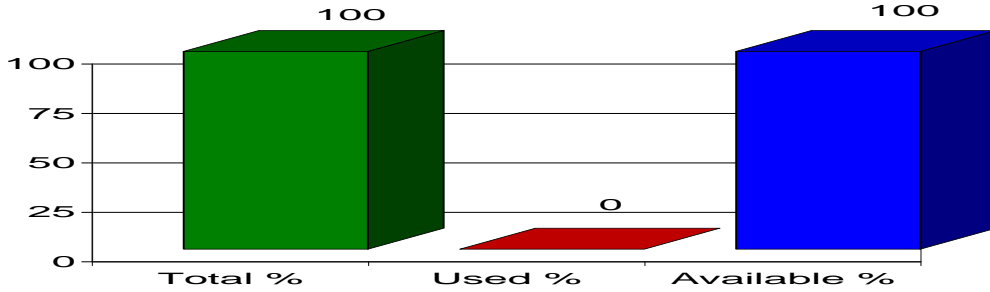


Heading: Chapter 99, 9902.51.16 - Worsted Wool Fabrics - *Need OTEXA License to Qualify*
Period: 01/01/2012 **Through:** 12/31/2012
Country: All Countries **Date/Time Filled:** Open
UOM: M2 **Q Level:** 2,000,000 **Ent-Qty:** 105,369 **% Filled:** 5.27

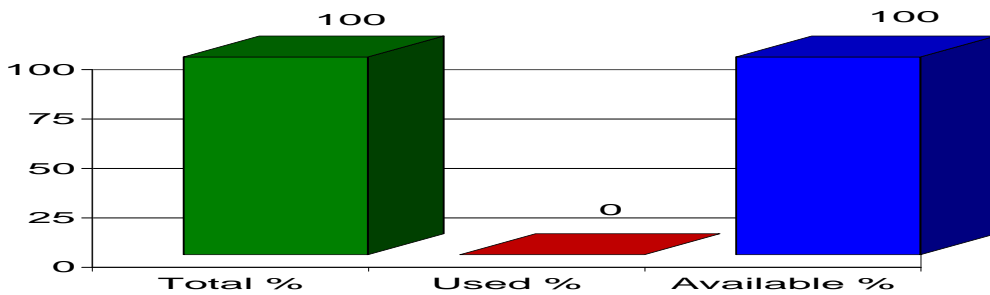


Quota Report 09/17/2012

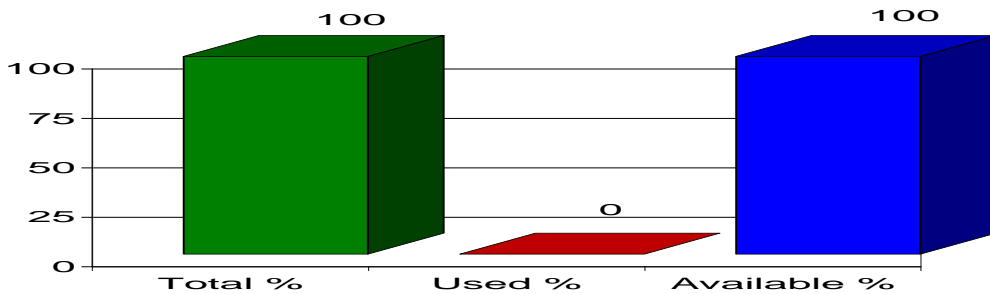
Heading: Chapter 99, 9903.52 - Upland Cotton - Agriculture Announcement #01
Period: 08/23/2012 Through: 02/18/2013
Country: Any Country Date/Time Filled: Open
UOM: KG Q Level: 13,516,971 Ent-Qty: 0 % Filled: 0



Heading: Chapter 99, 9903.52 - Upland Cotton - Agriculture Announcement #02
Period: 08/30/2012 Through: 02/25/2013
Country: Any Country Date/Time Filled: Open
UOM: KG Q Level: 13,516,971 Ent-Qty: 0 % Filled: 0

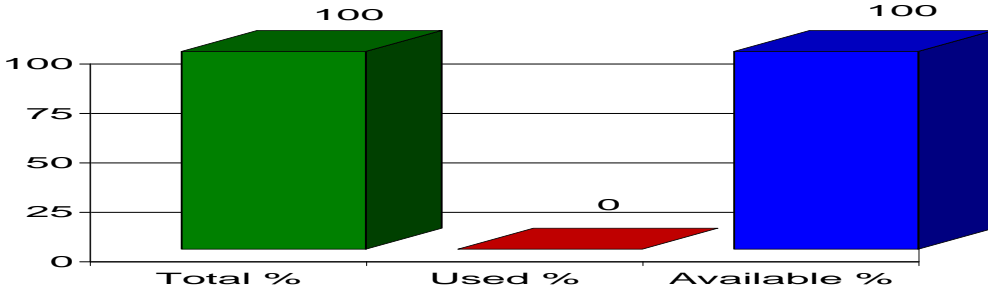


Heading: Chapter 99, 9903.52 - Upland Cotton - Agriculture Announcement #03
Period: 09/06/2012 Through: 03/04/2013
Country: Any Country Date/Time Filled: Open
UOM: KG Q Level: 13,516,971 Ent-Qty: 0 % Filled: 0

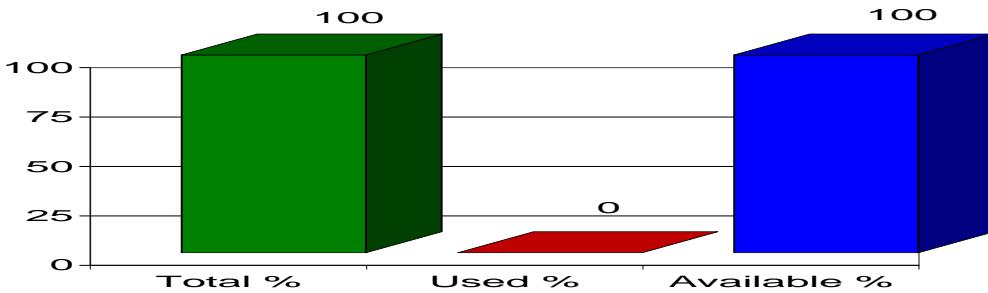


Quota Report 09/17/2012

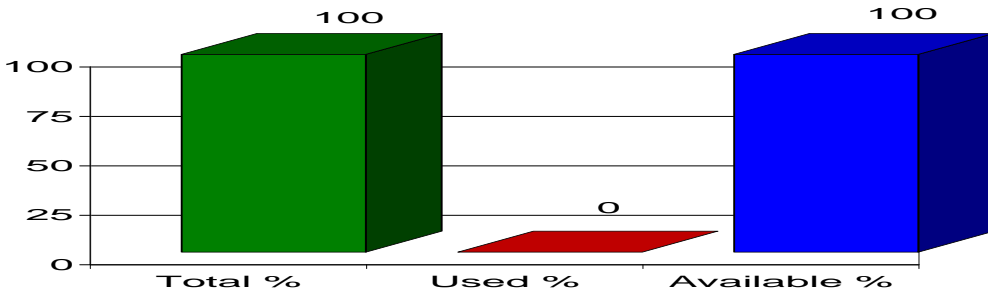
Heading: Chapter 99, 9903.52 - Upland Cotton - Agriculture Announcement #04
Period: 09/13/2012 Through: 03/11/2013
Country: Any Country Date/Time Filled: Open
UOM: KG Q Level: 13,516,971 Ent-Qty: 0 % Filled: 0



Heading: Chapter 99, 9903.52 - Upland Cotton - Agriculture Announcement #05
Period: 09/20/2012 Through: 03/18/2013
Country: Any Country Date/Time Filled: Open
UOM: KG Q Level: 13,516,971 Ent-Qty: 0 % Filled: 0

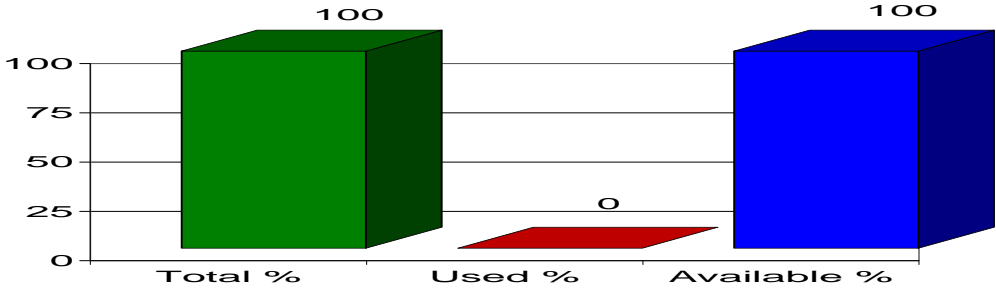


Heading: Chapter 99, 9903.52 - Upland Cotton - Agriculture Announcement #06
Period: 03/29/2012 Through: 09/24/2012
Country: Any Country Date/Time Filled: Open
UOM: KG Q Level: 14,594,057 Ent-Qty: 0 % Filled: 0

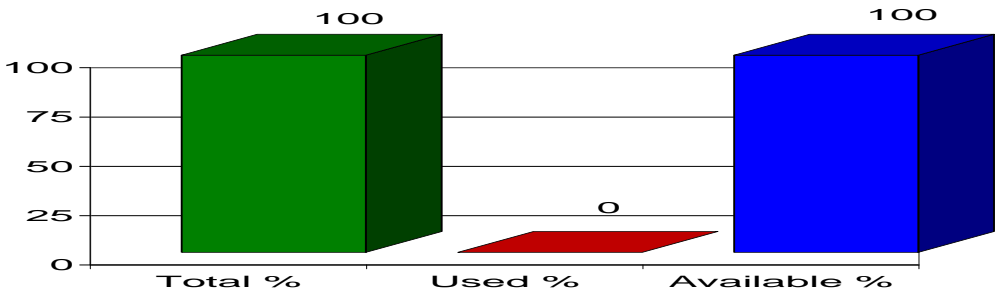


Quota Report 09/17/2012

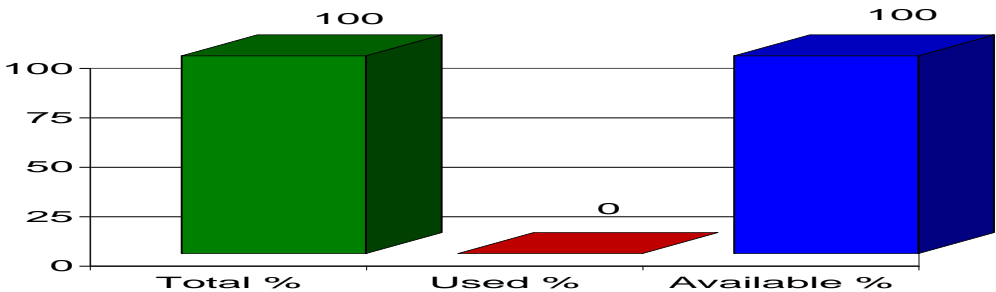
Heading: Chapter 99, 9903.52 - Upland Cotton - Agriculture Announcement #07
Period: 04/05/2012 Through: 10/01/2012
Country: Any Country Date/Time Filled: Open
UOM: KG Q Level: 14,594,057 Ent-Qty: 0 % Filled: 0



Heading: Chapter 99, 9903.52 - Upland Cotton - Agriculture Announcement #08
Period: 04/12/2012 Through: 10/08/2012
Country: Any Country Date/Time Filled: Open
UOM: KG Q Level: 14,594,057 Ent-Qty: 0 % Filled: 0



Heading: Chapter 99, 9903.52 - Upland Cotton - Agriculture Announcement #09
Period: 04/19/2012 Through: 10/15/2012
Country: Any Country Date/Time Filled: Open
UOM: KG Q Level: 14,594,057 Ent-Qty: 0 % Filled: 0



Quota Report 09/17/2012

Heading: Chapter 99, 9903.52 - Upland Cotton - Agriculture Announcement #10

Period: 04/26/2012

Through: 10/22/2012

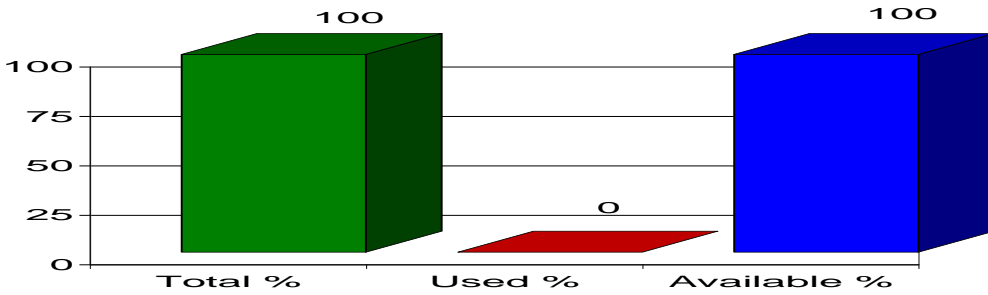
Country: Any Country

Date/Time Filled: Open

UOM: KG Q Level: 14,594,057

Ent-Qty: 0

% Filled: 0



Heading: Chapter 99, 9903.52 - Upland Cotton - Agriculture Announcement #11

Period: 05/03/2012

Through: 10/29/2012

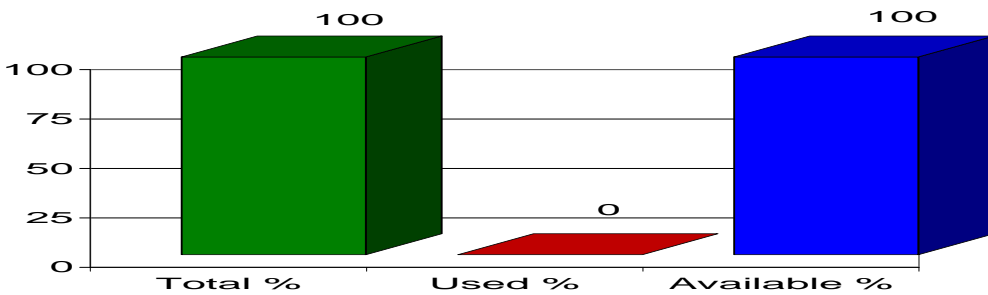
Country: Any Country

Date/Time Filled: Open

UOM: KG Q Level: 14,594,057

Ent-Qty: 0

% Filled: 0



Heading: Chapter 99, 9903.52 - Upland Cotton - Agriculture Announcement #12

Period: 05/10/2012

Through: 11/05/2012

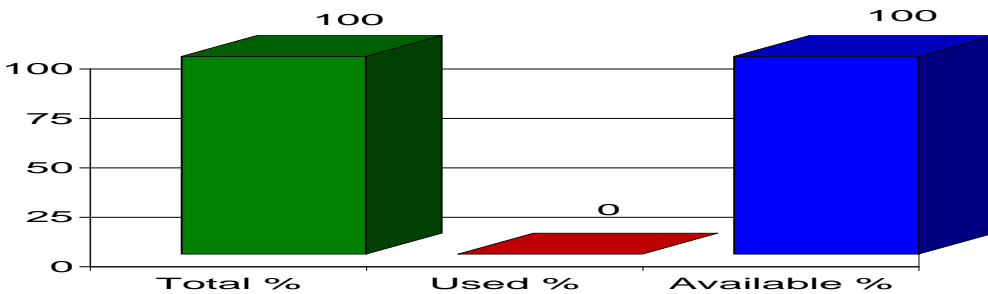
Country: Any Country

Date/Time Filled: Open

UOM: KG Q Level: 14,594,057

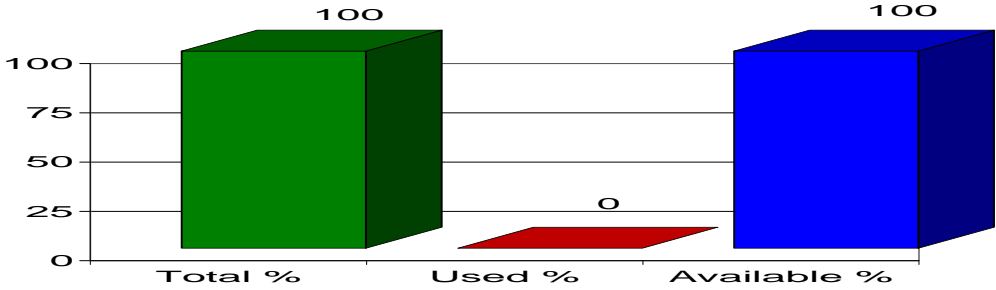
Ent-Qty: 0

% Filled: 0

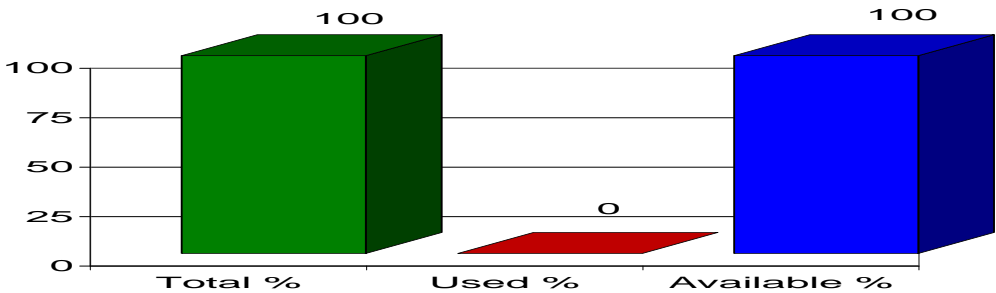


Quota Report 09/17/2012

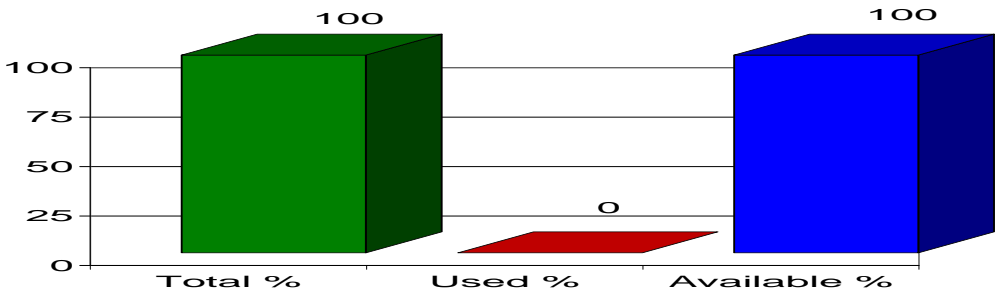
Heading: Chapter 99, 9903.52 - Upland Cotton - Agriculture Announcement #13
Period: 05/17/2012 Through: 11/12/2012
Country: Any Country Date/Time Filled: Open
UOM: KG Q Level: 14,594,057 Ent-Qty: 0 % Filled: 0



Heading: Chapter 99, 9903.52 - Upland Cotton - Agriculture Announcement #14
Period: 05/22/2012 Through: 11/19/2012
Country: Any Country Date/Time Filled: Open
UOM: KG Q Level: 14,594,057 Ent-Qty: 0 % Filled: 0



Heading: Chapter 99, 9903.52 - Upland Cotton - Agriculture Announcement #15
Period: 05/31/2012 Through: 11/26/2012
Country: Any Country Date/Time Filled: Open
UOM: KG Q Level: 14,594,057 Ent-Qty: 0 % Filled: 0



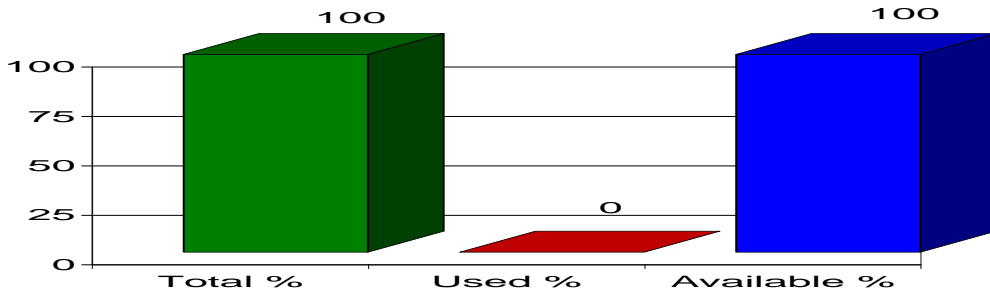
Quota Report 09/17/2012

Heading: Chapter 99, 9903.52 - Upland Cotton - Agriculture Announcement #16

Period: 06/07/2012 Through: 12/03/2012

Country: Any Country Date/Time Filled: Open

UOM: KG Q Level: 15,091,522 Ent-Qty: 0 % Filled: 0

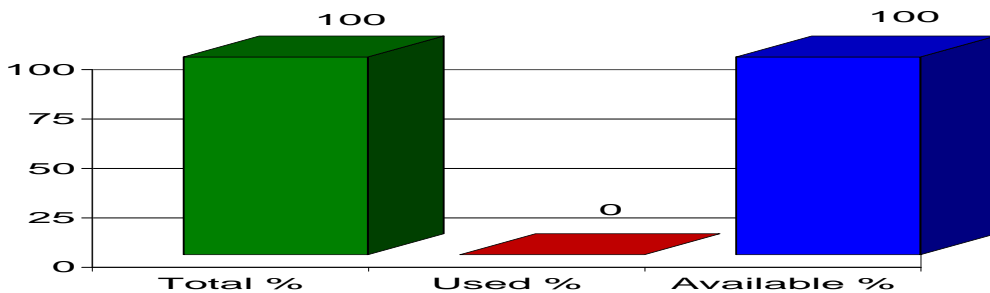


Heading: Chapter 99, 9903.52 - Upland Cotton - Agriculture Announcement #17

Period: 06/14/2012 Through: 12/10/2012

Country: Any Country Date/Time Filled: Open

UOM: KG Q Level: 15,091,522 Ent-Qty: 0 % Filled: 0

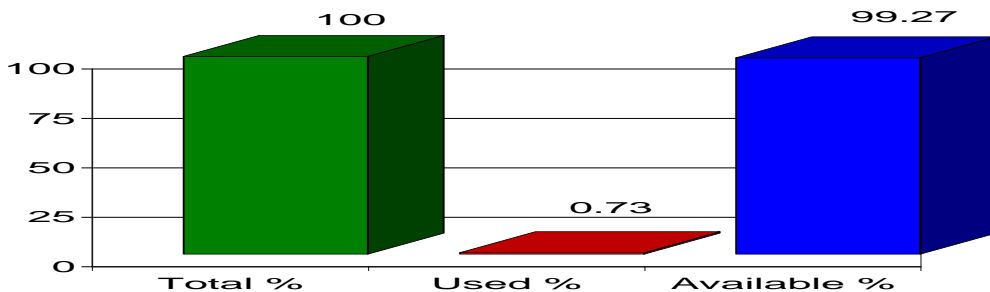


Heading: Chapter 99, 9903.52 - Upland Cotton - Agriculture Announcement #18

Period: 06/21/2012 Through: 12/17/2012

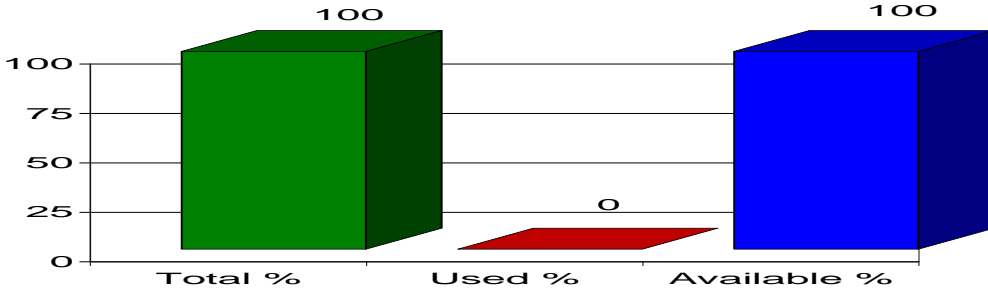
Country: Any Country Date/Time Filled: Open

UOM: KG Q Level: 14,096,929 Ent-Qty: 103,105 % Filled: 0.73

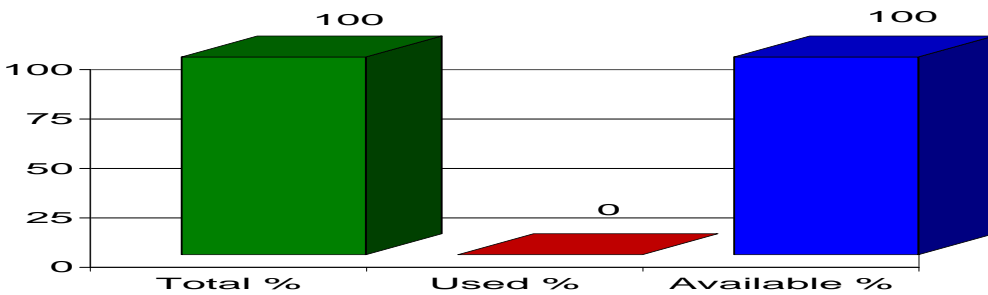


Quota Report 09/17/2012

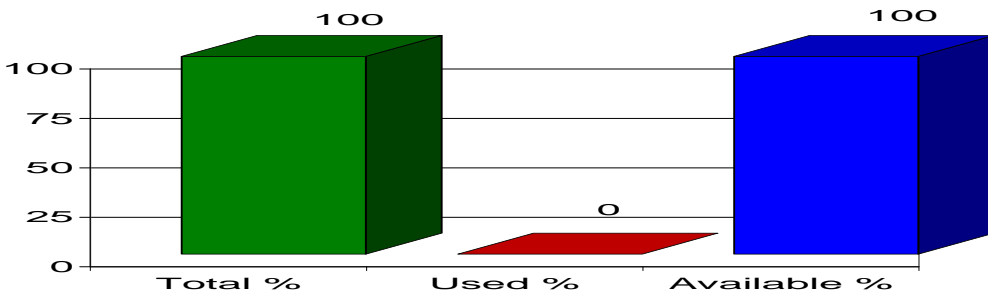
Heading: Chapter 99, 9903.52 - Upland Cotton - Agriculture Announcement #19
Period: 06/28/2012 **Through:** 12/24/2012
Country: Any Country **Date/Time Filled:** Open
UOM: KG **Q Level:** 14,096,929 **Ent-Qty:** 0 **% Filled:** 0



Heading: Chapter 99, 9903.52 - Upland Cotton - Agriculture Announcement #20
Period: 07/05/2012 **Through:** 12/31/2012
Country: Any Countries **Date/Time Filled:** Open
UOM: KG **Q Level:** 13,469,571 **Ent-Qty:** 0 **% Filled:** 0

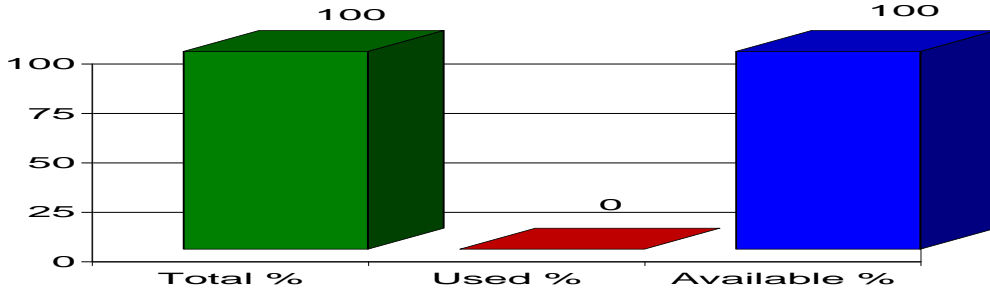


Heading: Chapter 99, 9903.52 - Upland Cotton - Agriculture Announcement #21
Period: 07/12/2012 **Through:** 01/07/2013
Country: Any Country **Date/Time Filled:** Open
UOM: KG **Q Level:** 13,484,389 **Ent-Qty:** 0 **% Filled:** 0

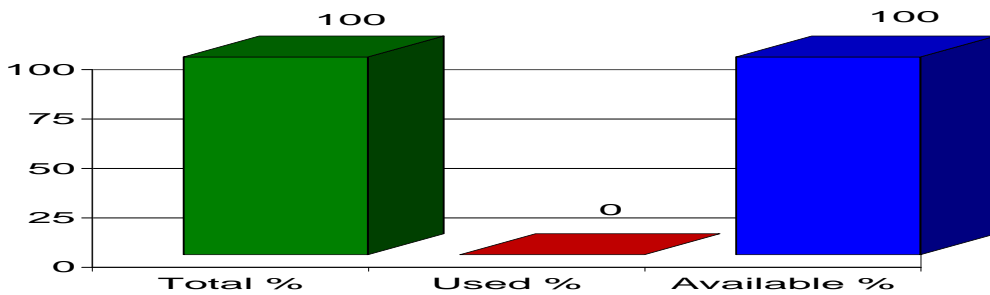


Quota Report 09/17/2012

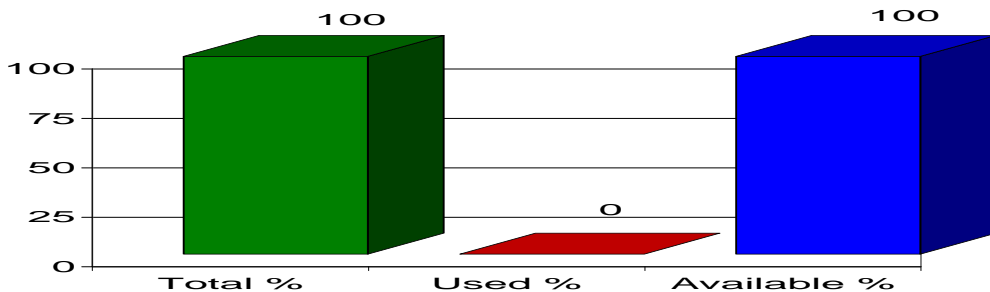
Heading: Chapter 99, 9903.52 - Upland Cotton - Agriculture Announcement #22
Period: 01/19/2012 **Through:** 01/14/2013
Country: Any Country **Date/Time Filled:** Open
UOM: KG **Q Level:** 13,490,489 **Ent-Qty:** 0 **% Filled:** 0



Heading: Chapter 99, 9903.52 - Upland Cotton - Agriculture Announcement #23
Period: 07/26/2012 **Through:** 01/21/2013
Country: Any Country **Date/Time Filled:** Open
UOM: KG **Q Level:** 13,517,512 **Ent-Qty:** 0 **% Filled:** 0

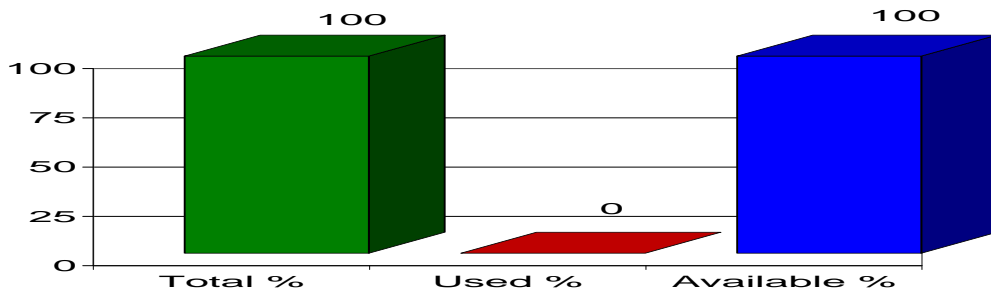


Heading: Chapter 99, 9903.52 - Upland Cotton - Agriculture Announcement #24
Period: 08/02/2012 **Through:** 01/28/2013
Country: Any Country **Date/Time Filled:** Open
UOM: KG **Q Level:** 13,517,512 **Ent-Qty:** 0 **% Filled:** 0

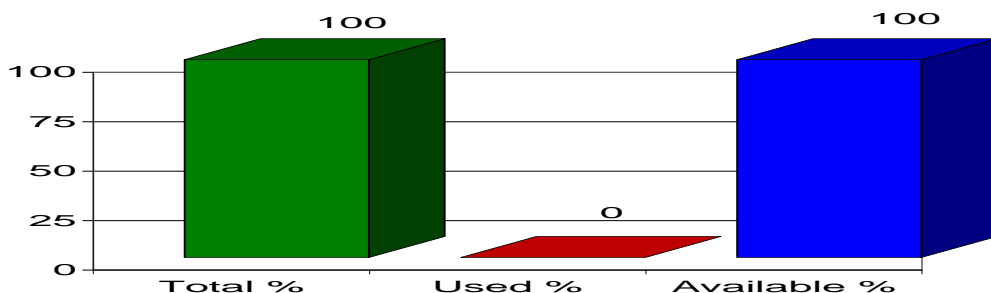


Quota Report 09/17/2012

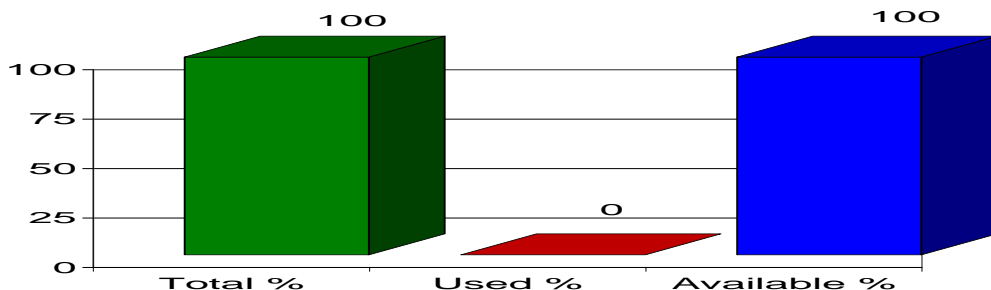
Heading: Chapter 99, 9903.52 - Upland Cotton - Agriculture Announcement #25
Period: 08/09/2012 **Through:** 02/04/2013
Country: Any Country **Date/Time Filled:** Open
UOM: KG **Q Level:** 13,517,512 **Ent-Qty:** 0 **% Filled:** 0



Heading: Chapter 99, 9903.52 - Upland Cotton - Agriculture Announcement #26
Period: 08/16/2012 **Through:** 02/11/2013
Country: Any Country **Date/Time Filled:** Open
UOM: KG **Q Level:** 13,516,971 **Ent-Qty:** 0 **% Filled:** 0

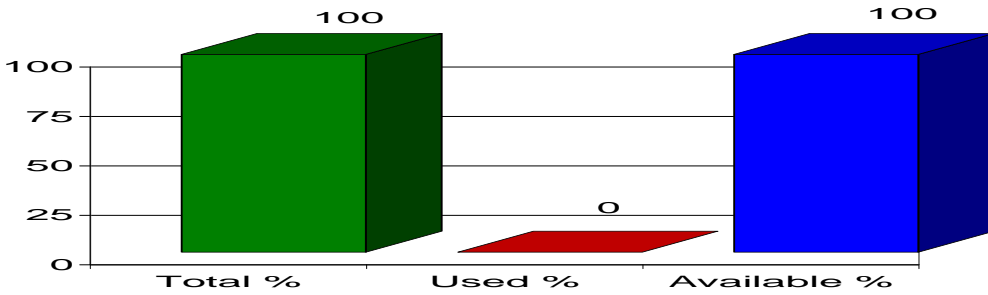


Heading: Colombia - Free Trade Beef High
Period: 05/15/2012 **Through:** 12/31/2012
Country: Colombia **Date/Time Filled:** Open
UOM: KG **Q Level:** 0 **Ent-Qty:** 0 **% Filled:** 0

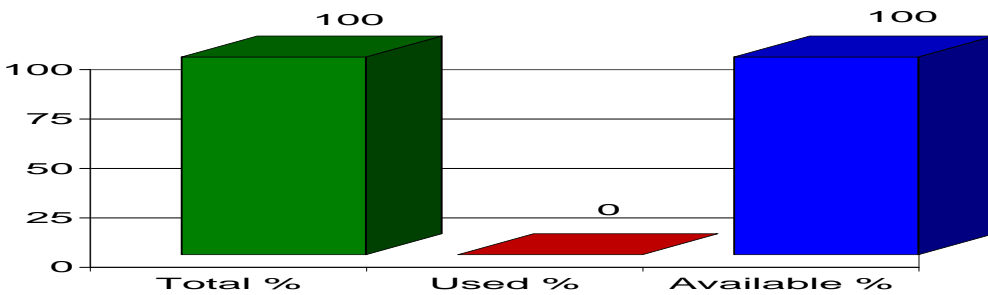


Quota Report 09/17/2012

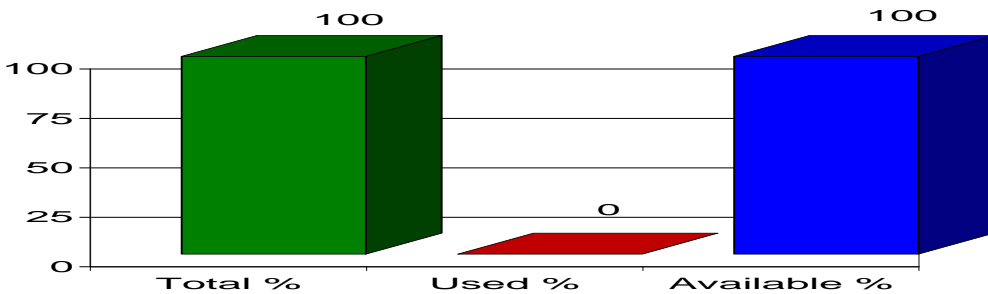
Heading: Colombia - Free Trade Beef USN 3a
Period: 05/15/2012 Through: 12/31/2012
Country: Colombia Date/Time Filled: Open
UOM: KG Q Level: 5,250,000 Ent-Qty: 0 % Filled: 0



Heading: Colombia - Free Trade Beef USN 3b
Period: 05/15/2012 Through: 12/31/2012
Country: Colombia Date/Time Filled: Open
UOM: KG Q Level: 2,100,000 Ent-Qty: 0 % Filled: 0

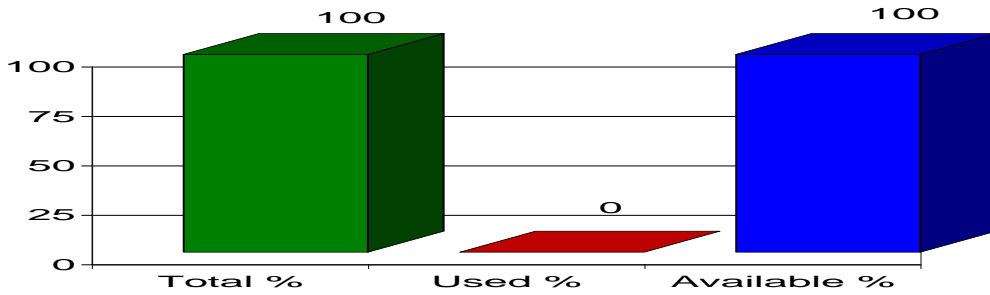


Heading: Colombia - Free Trade Dairy USN 4
Period: 05/15/2012 Through: 12/31/2012
Country: Colombia Date/Time Filled: Open
UOM: KG Q Level: 110,000 Ent-Qty: 0 % Filled: 0

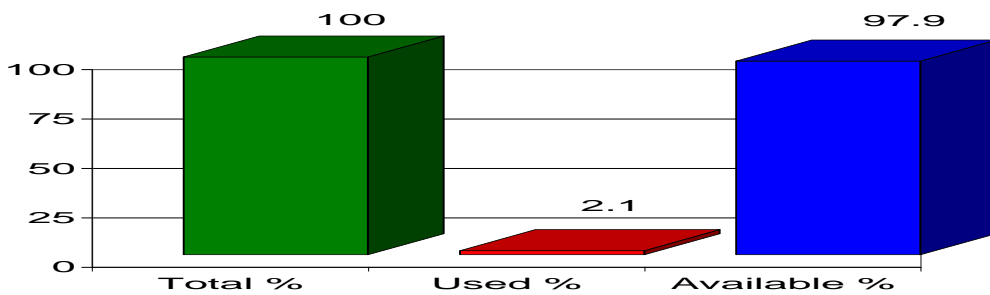


Quota Report 09/17/2012

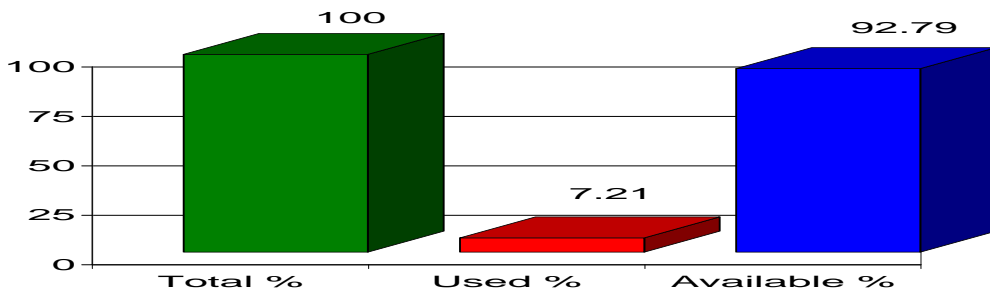
Heading: Colombia - Free Trade Dairy USN 5
Period: 05/15/2012 **Through:** 12/31/2012
Country: Colombia **Date/Time Filled:** Open
UOM: KG **Q Level:** 2,200,000 **Ent-Qty:** 0 **% Filled:** 0



Heading: Colombia - Free Trade Dairy USN 6
Period: 05/15/2012 **Through:** 12/31/2012
Country: Colombia **Date/Time Filled:** Open
UOM: KG **Q Level:** 5,060,000 **Ent-Qty:** 106,315 **% Filled:** 2.1

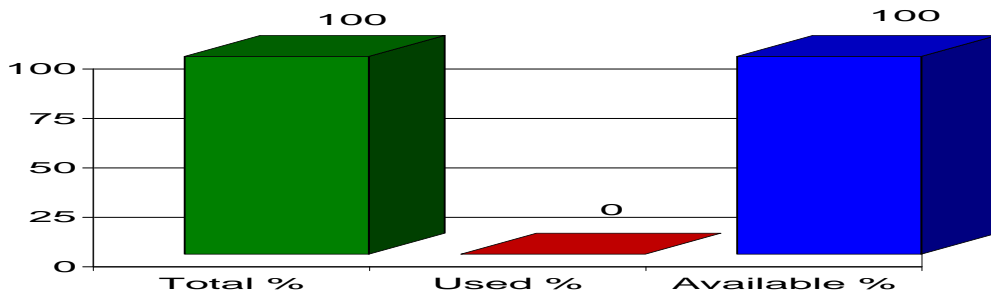


Heading: Colombia - Free Trade Dairy USN 7
Period: 05/15/2012 **Through:** 12/31/2012
Country: Colombia **Date/Time Filled:** Open
UOM: KG **Q Level:** 2,200,000 **Ent-Qty:** 158,702 **% Filled:** 7.21

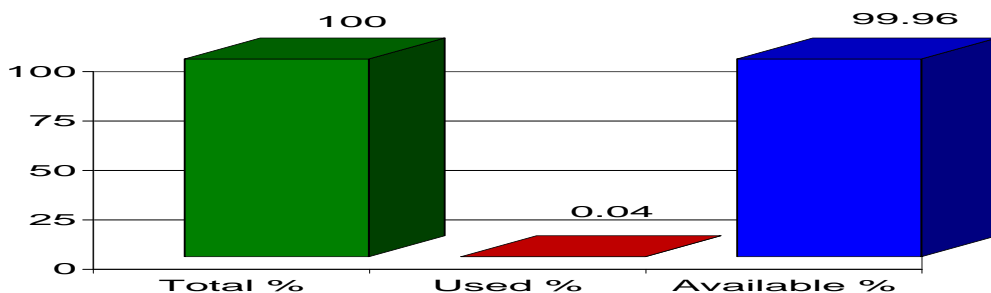


Quota Report 09/17/2012

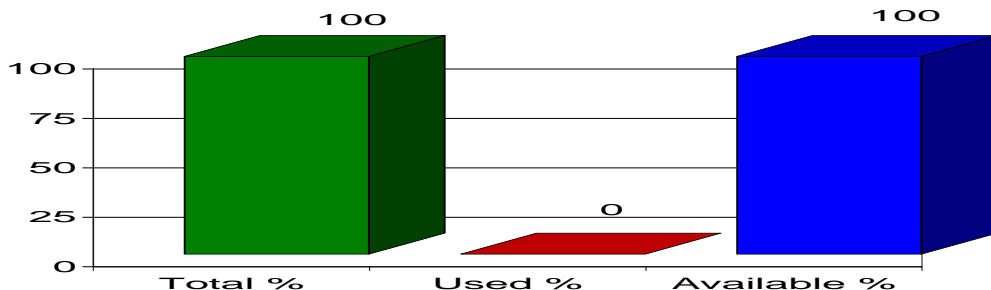
Heading: Colombia - Free Trade Ice Cream USN 8
Period: 05/15/2012 **Through:** 12/31/2012
Country: Colombia **Date/Time Filled:** Open
UOM: KG **Q Level:** 330,000 **Ent-Qty:** 0 **% Filled:** 0



Heading: Colombia - Free Trade Sugar GEN NOTE 32
Period: 05/15/2012 **Through:** 12/31/2012
Country: Colombia **Date/Time Filled:** Open
UOM: KG **Q Level:** 50,000,000 **Ent-Qty:** 19,596 **% Filled:** 0.04

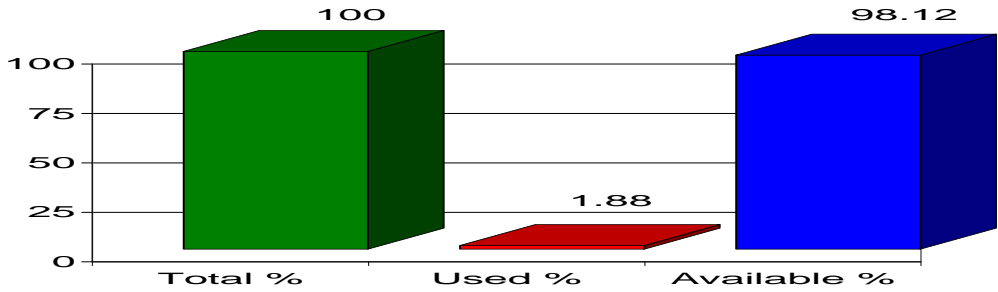


Heading: Colombia - Free Trade Tobacco USN 9
Period: 05/15/2012 **Through:** 12/31/2012
Country: Colombia **Date/Time Filled:** Open
UOM: KG **Q Level:** 4,200,000 **Ent-Qty:** 0 **% Filled:** 0

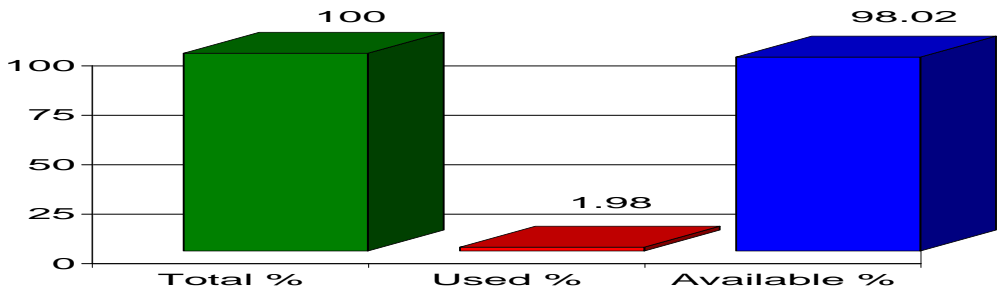


Quota Report 09/17/2012

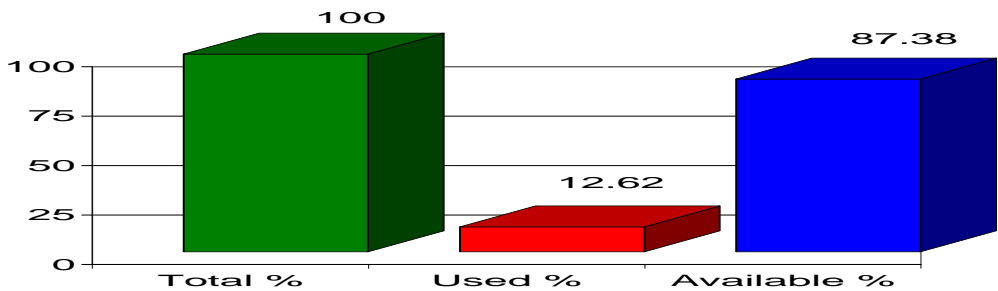
Heading: Ethyl Alcohol (aggregate)
Period: 01/01/2012 **Through:** 12/31/2012
Country: Aggregate **Date/Time Filled:** Open
UOM: GA **Q Level:** 906,900,000 **Ent-Qty:** 17,027,288 **% Filled:** 1.88



Heading: Ethyl Alcohol (Caribbean and Insular Possessions)
Period: 01/01/2012 **Through:** 12/31/2012
Country: Caribbean and Insular Possessions **Date/Time Filled:** Open
UOM: GA **Q Level:** 861,370,492 **Ent-Qty:** 17,027,288 **% Filled:** 1.98



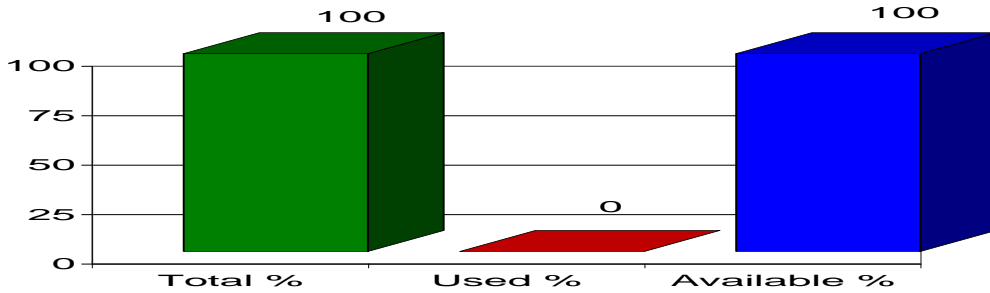
Heading: Ethyl Alcohol (Imports charge to Caribbean limit once Costa Rica and El Salvador restraint limits are filled.)
Period: 01/01/2012 **Through:** 12/31/2012
Country: Costa Rica **Date/Time Filled:** Open
UOM: GA **Q Level:** 31,000,000 **Ent-Qty:** 3,911,938 **% Filled:** 12.62



Quota Report 09/17/2012

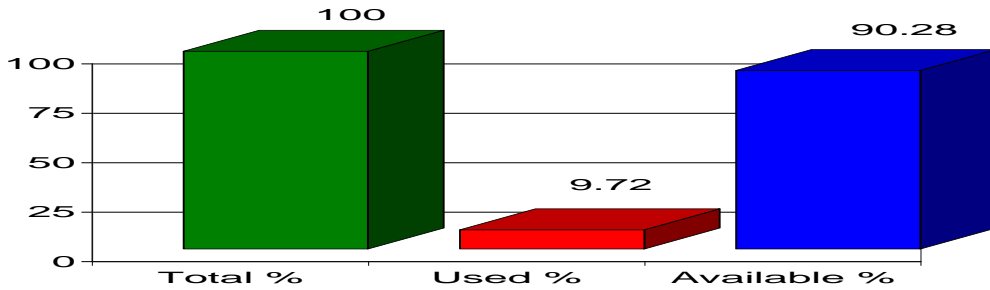
Heading: Ethyl Alcohol (Imports charge to Caribbean limit once Costa Rica and El Salvador restraint limits are filled.)

Period: 01/01/2012 Through: 12/31/2012
 Country: El Salvador Date/Time Filled: Open
 UOM: GA Q Level: 14,529,508 Ent-Qty: 42 % Filled: 0



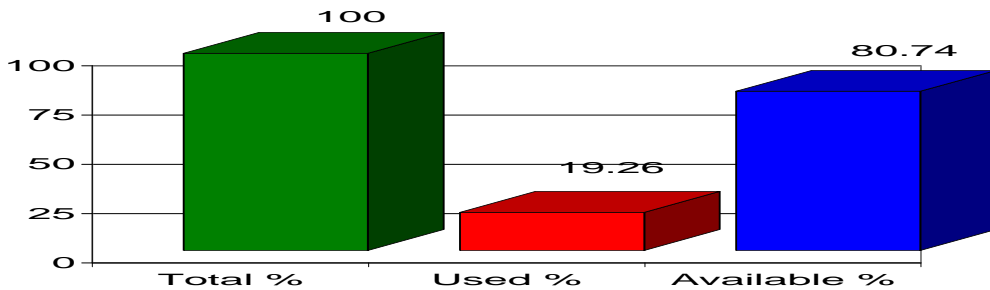
Heading: TPL - AGOA - Textile and Apparel

Period: 10/01/2011 Through: 09/30/2012
 Country: Eligible Countries Date/Time Filled: Open
 UOM: M2 Q Level: 1,877,430,342 Ent-Qty: 182,418,051 % Filled: 9.72



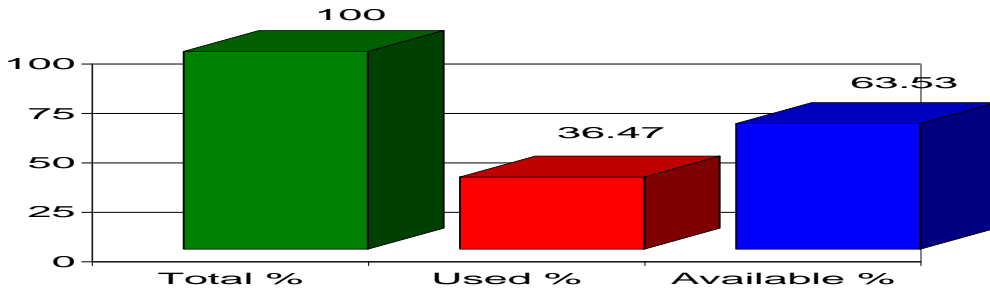
Heading: TPL - AGOA - Textile and Apparel - Sublimit for Lesser Developing Countries

Period: 10/01/2011 Through: 09/30/2012
 Country: Eligible Countries Date/Time Filled: Open
 UOM: M2 Q Level: 938,715,171 Ent-Qty: 180,812,727 % Filled: 19.26

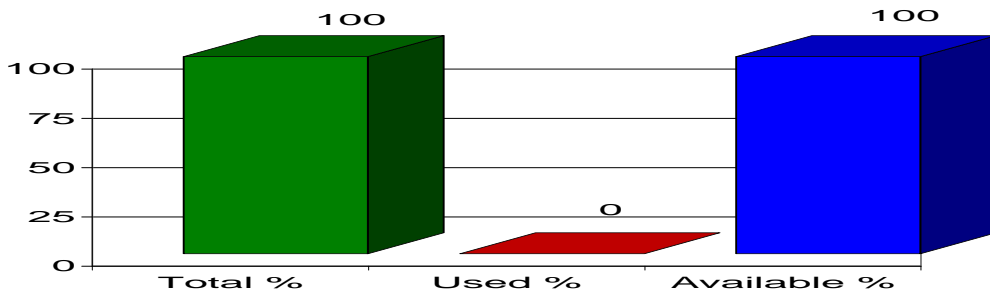


Quota Report 09/17/2012

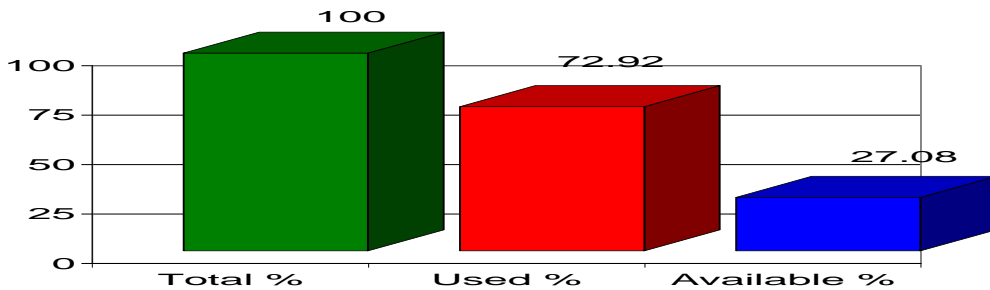
Heading: TPL - Bahrain Free Trade - 99 USN 13
Period: 01/01/2012 **Through:** 12/31/2012
Country: Bahrain **Date/Time Filled:** Open
UOM: M2 **Q Level:** 65,000,000 **Ent-Qty:** 23,707,314 **% Filled:** 36.47



Heading: TPL - CAFTA - Nicaragua - 99 USN 15 (99156101) - Sport Coats
Period: 01/01/2012 **Through:** 12/31/2012
Country: Nicaragua **Date/Time Filled:** Open
UOM: DO **Q Level:** 1,500,000 **Ent-Qty:** 0 **% Filled:** 0

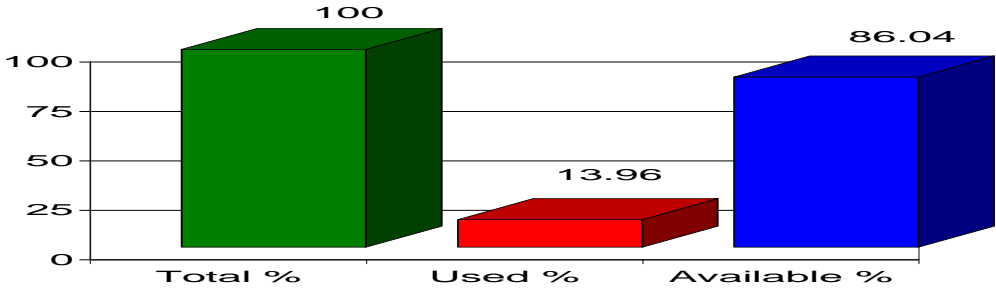


Heading: TPL - CAFTA - Nicaragua - 99 USN 15 (99156101) Cotton / MMF Apparel
Period: 01/01/2012 **Through:** 12/31/2012
Country: Nicaragua **Date/Time Filled:** Open
UOM: M2 **Q Level:** 96,529,059 **Ent-Qty:** 70,392,156 **% Filled:** 72.92

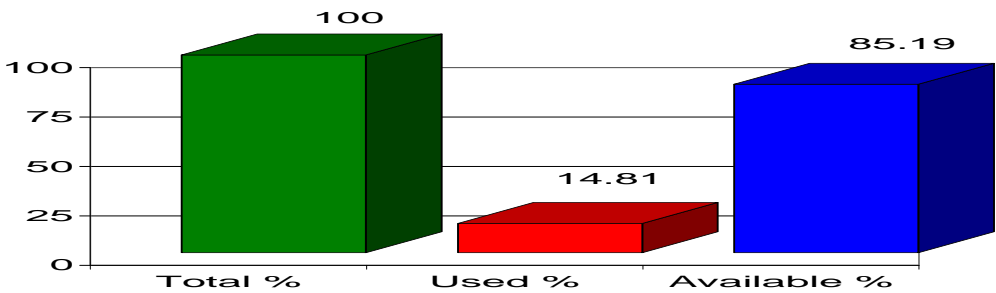


Quota Report 09/17/2012

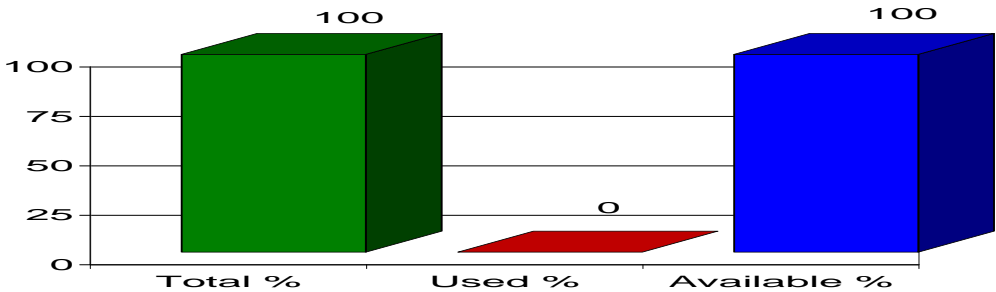
Heading: TPL - CAFTA Costa Rica - Certain apparel of wool fabric
Period: 01/01/2012 **Through:** 12/31/2012
Country: Costa Rica **Date/Time Filled:** Open
UOM: M2 **Q Level:** 500,000 **Ent-Qty:** 69,785 **% Filled:** 13.96



Heading: TPL - CAFTA Costa Rica - Tailored wool apparel
Period: 01/01/2012 **Through:** 12/31/2012
Country: Costa Rica **Date/Time Filled:** Open
UOM: M2 **Q Level:** 500,000 **Ent-Qty:** 74,040 **% Filled:** 14.81



Heading: TPL - CAFTA Costa Rica Swimwear
Period: 01/01/2012 **Through:** 12/31/2012
Country: Costa Rica **Date/Time Filled:** Open
UOM: M2 **Q Level:** 119,102 **Ent-Qty:** 0 **% Filled:** 0



Quota Report 09/17/2012

Heading: TPL - CAFTA Cumulation

Period: 01/01/2012

Through: 12/31/2012

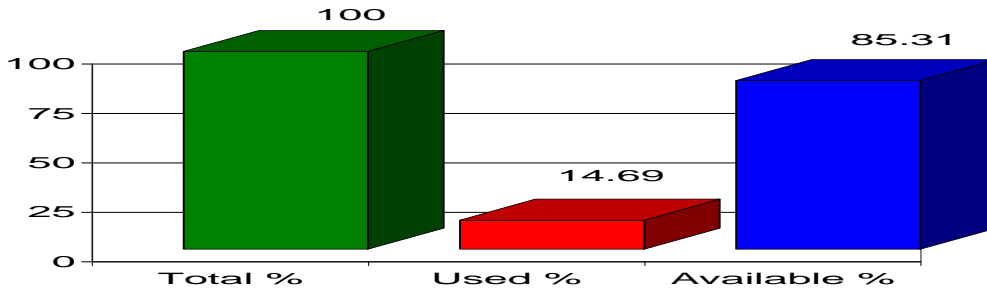
Country: Eligible countries

Date/Time Filled: Open

UOM: M2 Q Level: 100,000,000

Ent-Qty: 14,689,100

% Filled: 14.69



Heading: TPL - CAFTA Cumulation - Denim (sub-limit)

Period: 01/01/2012

Through: 12/31/2012

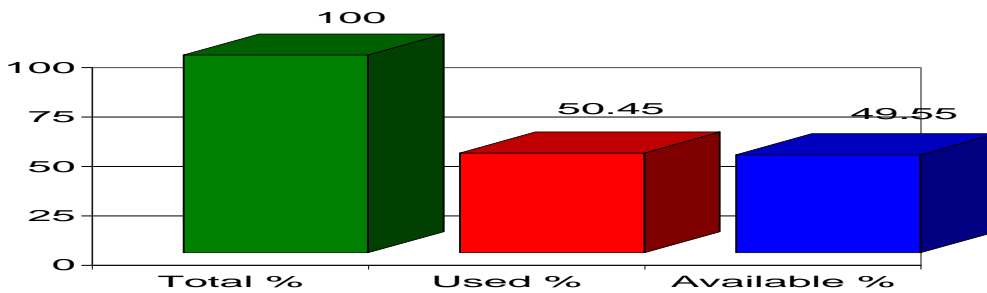
Country: Eligible Countries

Date/Time Filled: Open

UOM: M2 Q Level: 20,000,000

Ent-Qty: 10,090,778

% Filled: 50.45



Heading: TPL - CAFTA Cumulation - Trousers and Skirts (sub-limit)

Period: 01/01/2012

Through: 12/31/2012

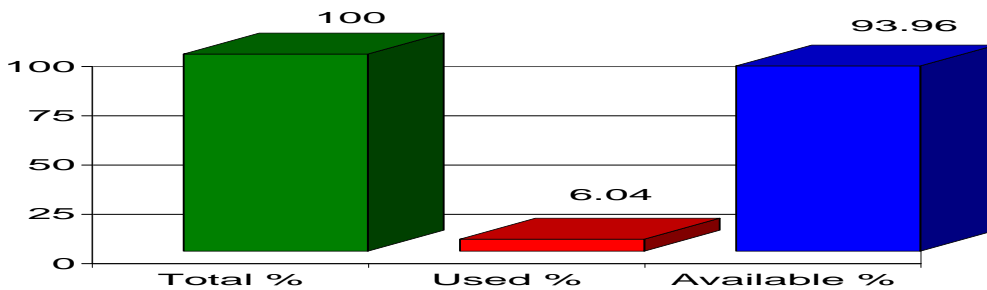
Country: Eligible Countries

Date/Time Filled: Open

UOM: M2 Q Level: 45,000,000

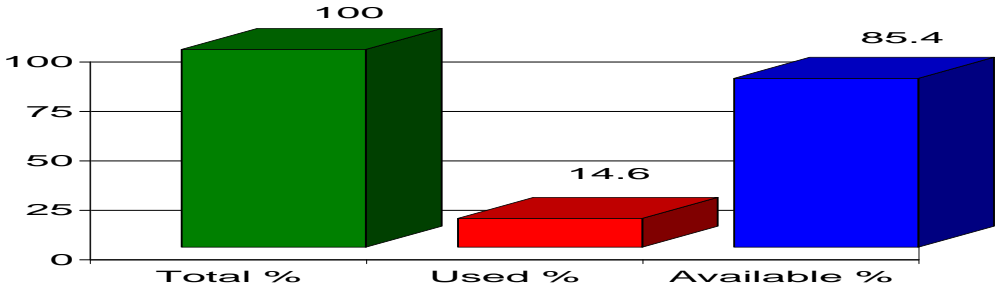
Ent-Qty: 2,719,801

% Filled: 6.04

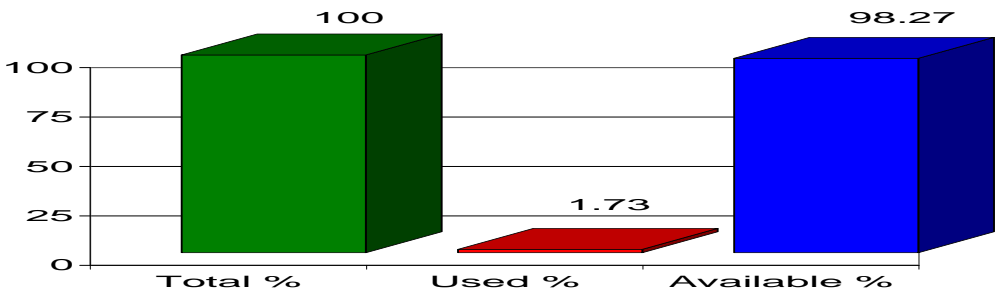


Quota Report 09/17/2012

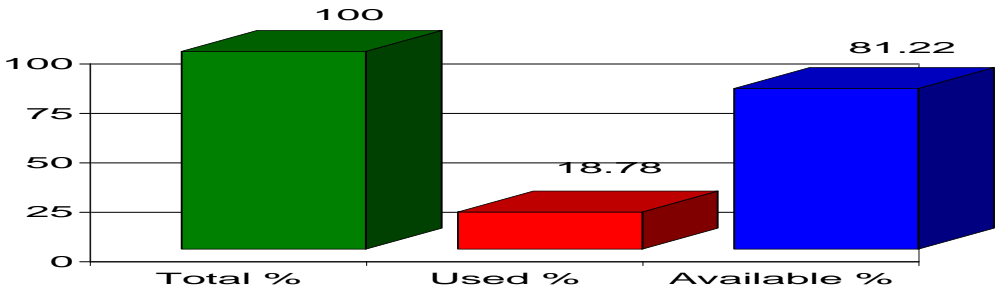
Heading: TPL - CAFTA Cumulation - Wool (sub-limit)
Period: 01/01/2012 **Through:** 12/31/2012
Country: Eligible Countries **Date/Time Filled:** Open
UOM: M2 **Q Level:** 1,000,000 **Ent-Qty:** 145,960 **% Filled:** 14.6



Heading: TPL - CAFTA Cumulation - Woven Apparel
Period: 01/01/2012 **Through:** 12/31/2012
Country: Eligible Countries **Date/Time Filled:** Open
UOM: M2 **Q Level:** 100,000,000 **Ent-Qty:** 1,732,561 **% Filled:** 1.73



Heading: TPL - Canada - TPL 1 (Cotton & MMF Apparel)
Period: 01/01/2012 **Through:** 12/31/2012
Country: Canada **Date/Time Filled:** Open
UOM: M2 **Q Level:** 88,326,464 **Ent-Qty:** 16,589,903 **% Filled:** 18.78



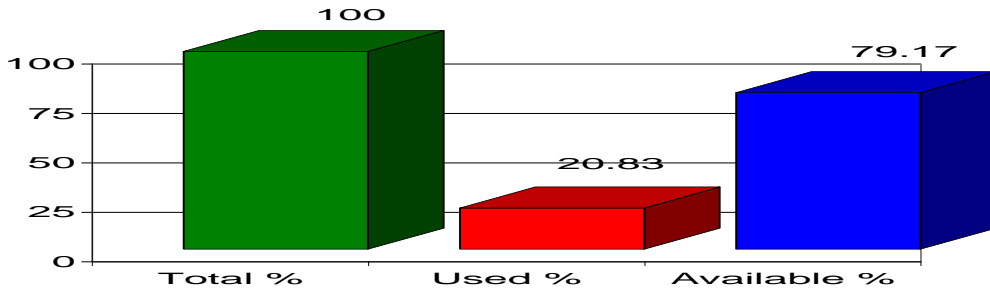
Quota Report 09/17/2012

Heading: TPL - Canada - TPL 2 (Cotton & MMF Apparel: Non-NAFTA Fabric Sub-Level)

Period: 01/01/2012 Through: 12/31/2012

Country: Canada Date/Time Filled: Open

UOM: M2 Q Level: 63,060,603 Ent-Qty: 13,136,616 % Filled: 20.83

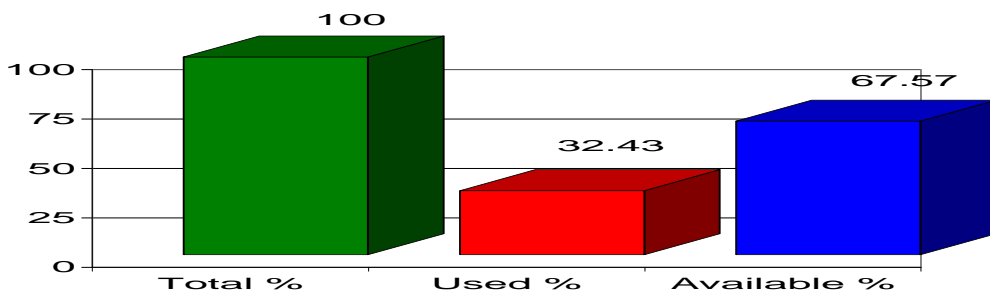


Heading: TPL - Canada - TPL 3 (Wool Apparel)

Period: 01/01/2012 Through: 12/31/2012

Country: Canada Date/Time Filled: Open

UOM: M2 Q Level: 5,325,413 Ent-Qty: 1,726,949 % Filled: 32.43

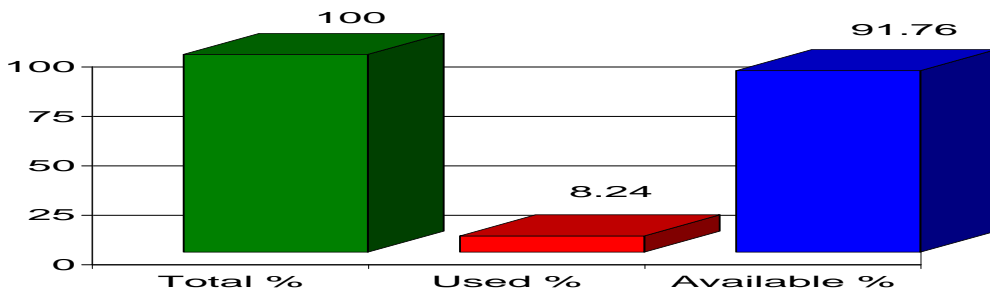


Heading: TPL - Canada - TPL 4 (Wool Apparel: Wool Suit Sub-Level)

Period: 01/01/2012 Through: 12/31/2012

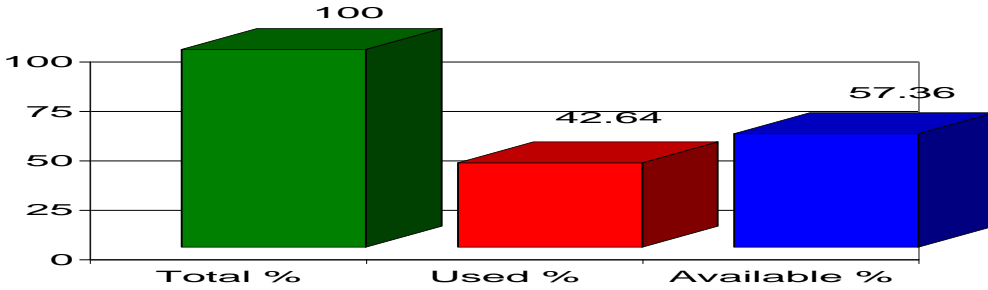
Country: Canada Date/Time Filled: Open

UOM: M2 Q Level: 5,016,780 Ent-Qty: 413,605 % Filled: 8.24

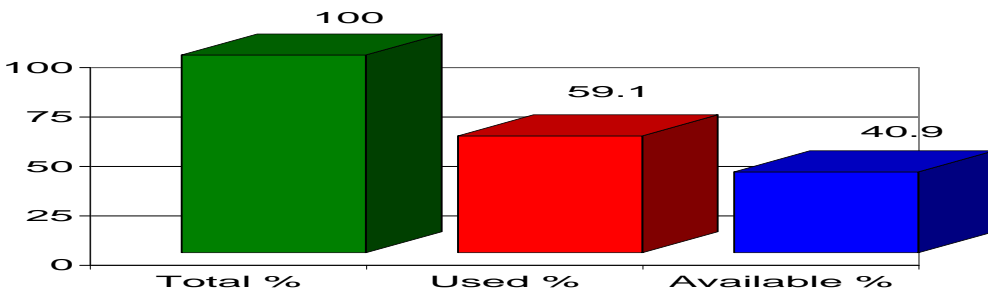


Quota Report 09/17/2012

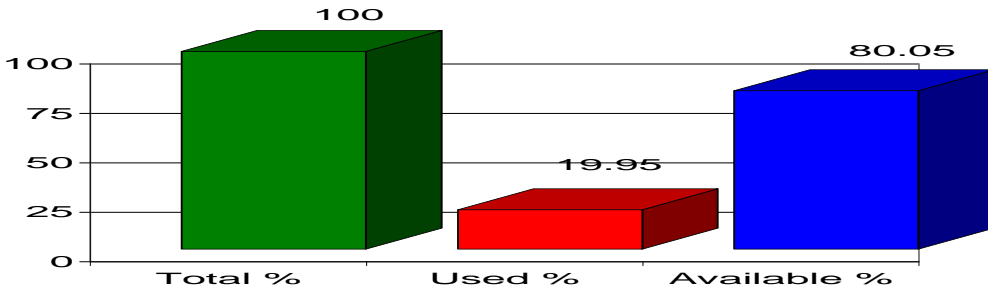
Heading: TPL - Canada - TPL 5 (Cotton & MMF Fabric and Made-Up Articles)
Period: 01/01/2012 **Through:** 12/31/2012
Country: Canada **Date/Time Filled:** Open
UOM: M2 **Q Level:** 71,765,252 **Ent-Qty:** 30,598,921 **% Filled:** 42.64



Heading: TPL - Canada - TPL 6 (Cotton & MMF Fabric and Made-Up Articles: Woven Sub-Level)
Period: 01/01/2012 **Through:** 12/31/2012
Country: Canada **Date/Time Filled:** Open
UOM: M2 **Q Level:** 38,642,828 **Ent-Qty:** 22,837,785 **% Filled:** 59.1

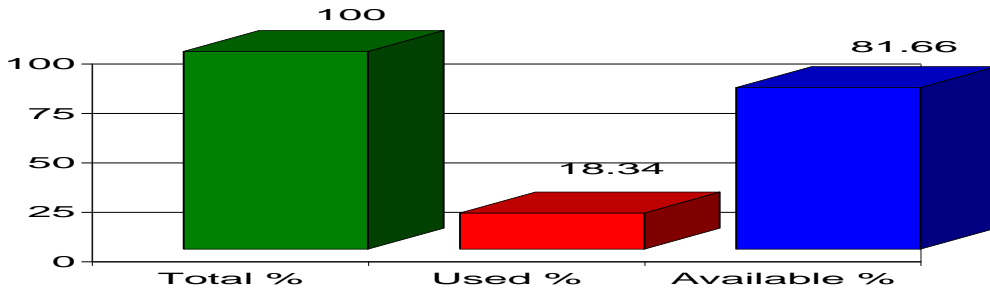


Heading: TPL - Canada - TPL 7 (Cotton & MMF Fabric and Made-Up Articles: Knit Sub-Level)
Period: 01/01/2012 **Through:** 12/31/2012
Country: Canada **Date/Time Filled:** Open
UOM: M2 **Q Level:** 38,642,828 **Ent-Qty:** 7,710,520 **% Filled:** 19.95

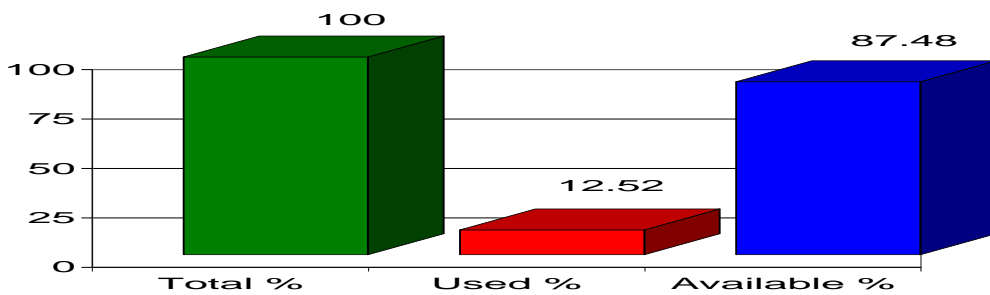


Quota Report 09/17/2012

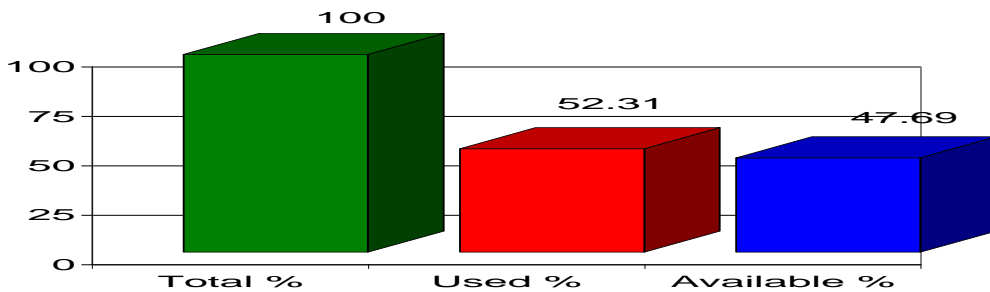
Heading: TPL - Canada - TPL 8 (Cotton & MMF Spun Yarns)
Period: 01/01/2012 **Through:** 12/31/2012
Country: Canada **Date/Time Filled:** Open
UOM: KG **Q Level:** 11,813,665 **Ent-Qty:** 2,167,033 **% Filled:** 18.34



Heading: TPL - CBTPA, Knits - 9820.11.09
Period: 10/01/2011 **Through:** 09/30/2012
Country: Eligible Countries **Date/Time Filled:** Open
UOM: M2 **Q Level:** 970,000,000 **Ent-Qty:** 121,485,019 **% Filled:** 12.52



Heading: TPL - CBTPA, T-Shirts - 9820.11.12
Period: 10/01/2011 **Through:** 09/30/2012
Country: Eligible Countries **Date/Time Filled:** Open
UOM: DO **Q Level:** 12,000,000 **Ent-Qty:** 6,277,667 **% Filled:** 52.31



Quota Report 09/17/2012

Heading: TPL - Chile Free Trade - 99 USN 22

Period: 01/01/2012

Through: 12/31/2012

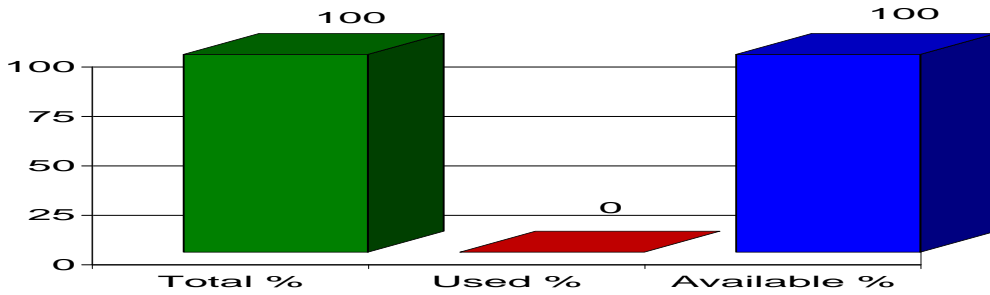
Country: Chile

Date/Time Filled: Open

UOM: M2 Q Level: 1,000,000

Ent-Qty: 0

% Filled: 0



Heading: TPL - Chile Free Trade - 99 USN 23

Period: 01/01/2012

Through: 12/31/2012

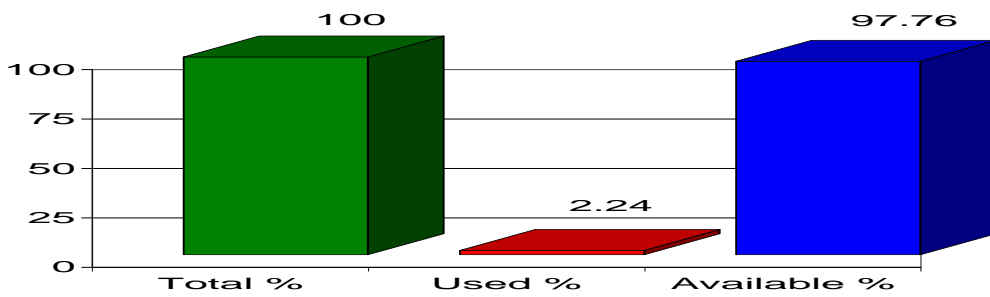
Country: Chile

Date/Time Filled: Open

UOM: M2 Q Level: 2,000,000

Ent-Qty: 44,736

% Filled: 2.24



Heading: TPL - Haiti HOPE Apparel (Knit apparel restraint limit)

Period: 10/01/2011

Through: 09/30/2012

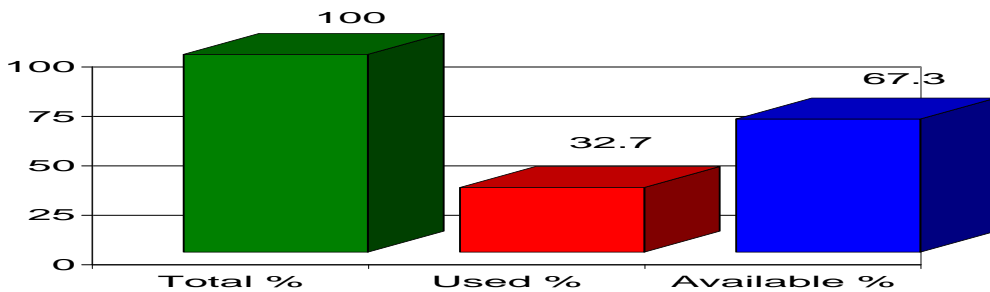
Country: Haiti

Date/Time Filled: Open

UOM: M2 Q Level: 70,000,000

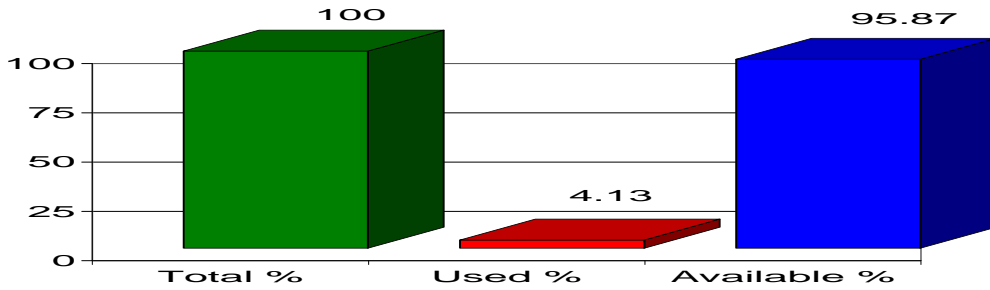
Ent-Qty: 22,890,608

% Filled: 32.7

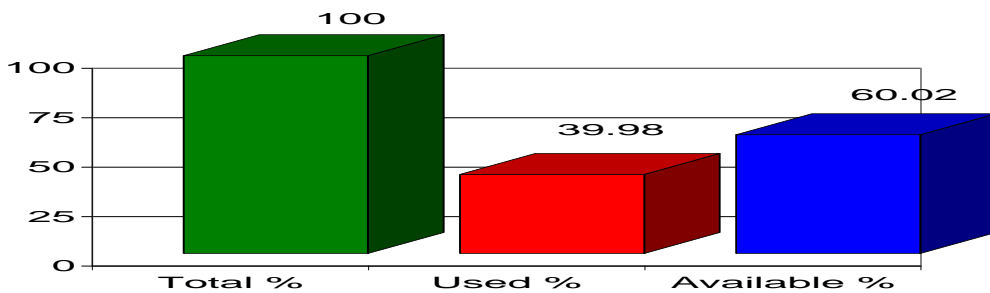


Quota Report 09/17/2012

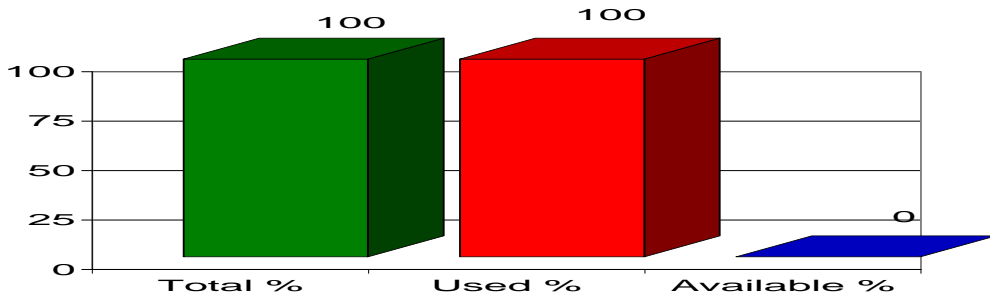
Heading: TPL - Haiti HOPE Apparel (Value added restraint limit)
 Period: 12/20/2011 Through: 12/19/2012
 Country: Haiti Date/Time Filled: Open
 UOM: M2 Q Level: 326,752,739 Ent-Qty: 13,507,173 % Filled: 4.13



Heading: TPL - Haiti HOPE Apparel (Woven apparel restraint limit)
 Period: 10/01/2011 Through: 09/30/2012
 Country: Haiti Date/Time Filled: Open
 UOM: M2 Q Level: 70,000,000 Ent-Qty: 27,988,768 % Filled: 39.98



Heading: TPL - Mexico - TPL 1 (Cotton & MMF Apparel)
 Period: 01/01/2012 Through: 12/31/2012
 Country: Mexico Date/Time Filled: 05/01/2012 16:30
 UOM: M2 Q Level: 45,000,000 Ent-Qty: 45,000,000 % Filled: 100



Quota Report 09/17/2012

Heading: TPL - Mexico - TPL 2 (Wool Apparel)

Period: 01/01/2012

Through: 12/31/2012

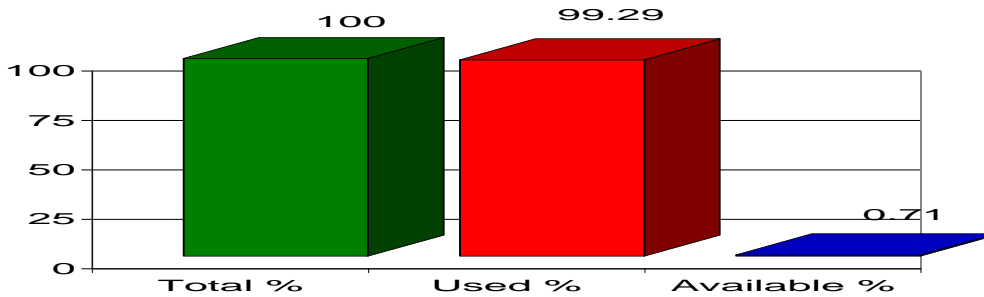
Country: Mexico

Date/Time Filled: Open

UOM: M2 Q Level: 1,500,000

Ent-Qty: 1,489,373

% Filled: 99.29



Heading: TPL - Mexico - TPL 4 (Cotton & MMF Fabric and Made-Up Articles)

Period: 01/01/2012

Through: 12/31/2012

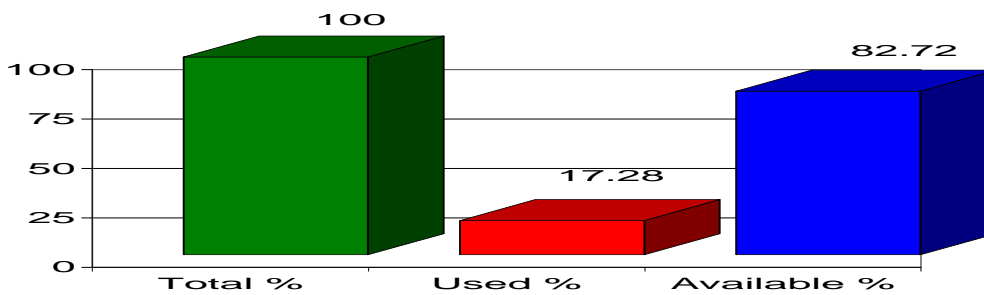
Country: Mexico

Date/Time Filled: Open

UOM: M2 Q Level: 24,000,000

Ent-Qty: 4,148,068

% Filled: 17.28



Heading: TPL - Mexico - TPL 5 (Cotton & MMF Fabric and Made-Up Articles: Knit Sub-Level)

Period: 01/01/2012

Through: 12/31/2012

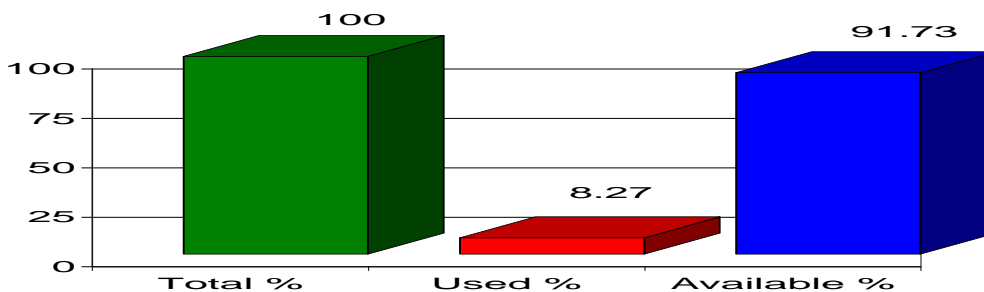
Country: Mexico

Date/Time Filled: Open

UOM: M2 Q Level: 18,000,000

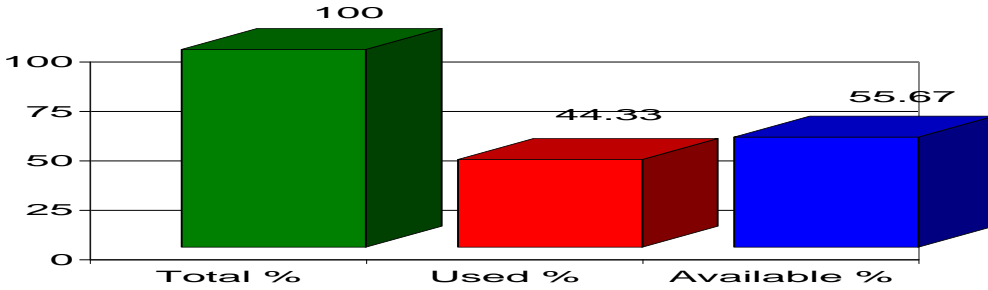
Ent-Qty: 1,487,988

% Filled: 8.27

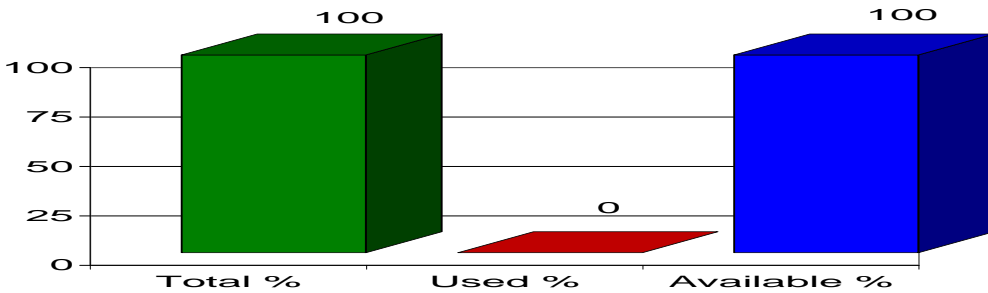


Quota Report 09/17/2012

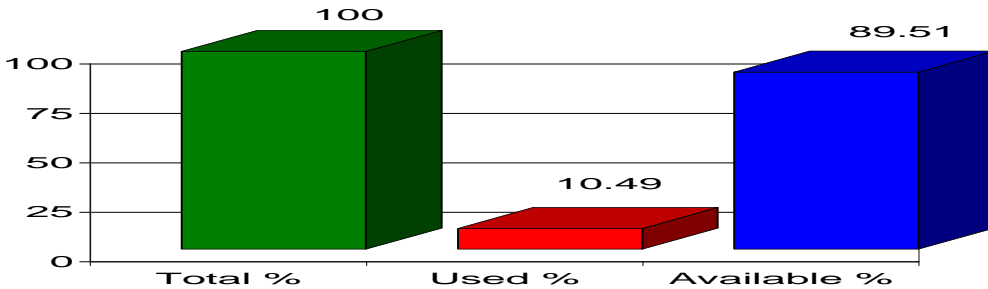
Heading: TPL - Mexico - TPL 6 (Cotton & MMF Fabric and Made-Up Articles: Woven Sub-Level)
Period: 01/01/2012 **Through:** 12/31/2012
Country: Mexico **Date/Time Filled:** Open
UOM: M2 **Q Level:** 6,000,000 **Ent-Qty:** 2,660,080 **% Filled:** 44.33



Heading: TPL - Mexico - TPL 7 (Cotton & MMF Spun Yarns)
Period: 01/01/2012 **Through:** 12/31/2012
Country: Mexico **Date/Time Filled:** Open
UOM: KG **Q Level:** 1,000,000 **Ent-Qty:** 0 **% Filled:** 0



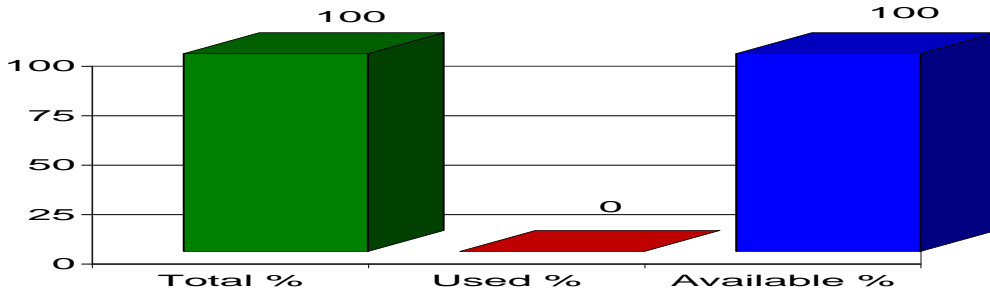
Heading: TPL - Morocco Free Trade - 99 USN 64 (Non-originating Fabric and Apparel)
Period: 01/01/2012 **Through:** 12/31/2012
Country: Morocco **Date/Time Filled:** Open
UOM: M2 **Q Level:** 17,142,000 **Ent-Qty:** 1,797,730 **% Filled:** 10.49



Quota Report 09/17/2012

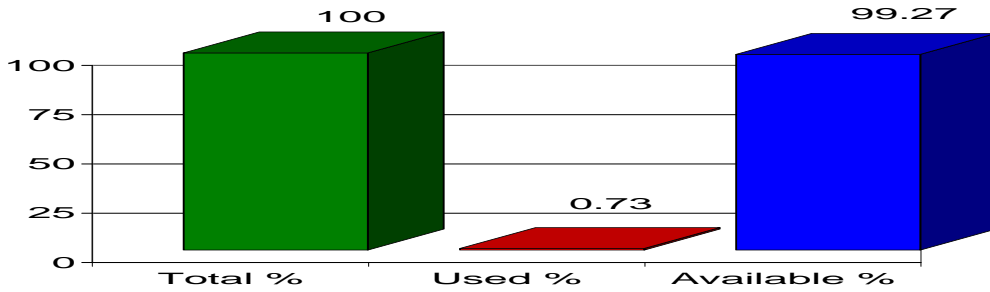
Heading: TPL - Morocco Free Trade - 99 USN 65 (Certain Cotton Goods from Sub-Saharan Cotton Fibers)

Period: 01/01/2012 Through: 12/31/2012
 Country: Morocco Date/Time Filled: Open
 UOM: KG Q Level: 1,067,257 Ent-Qty: 0 % Filled: 0



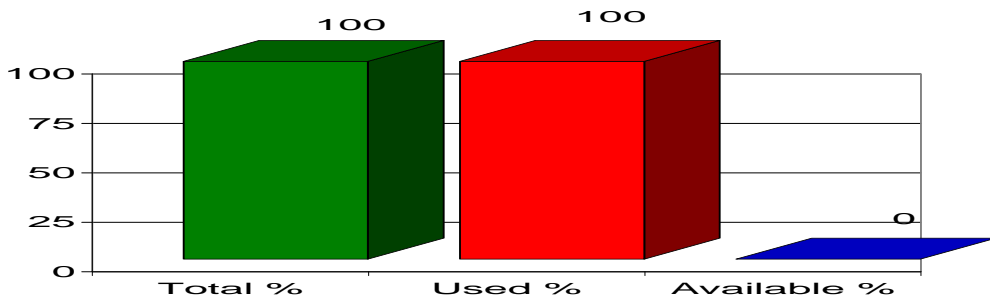
Heading: TPL - Oman Free Trade - 99 USN 13

Period: 01/01/2012 Through: 12/31/2012
 Country: Oman Date/Time Filled: Open
 UOM: M2 Q Level: 50,000,000 Ent-Qty: 365,894 % Filled: 0.73



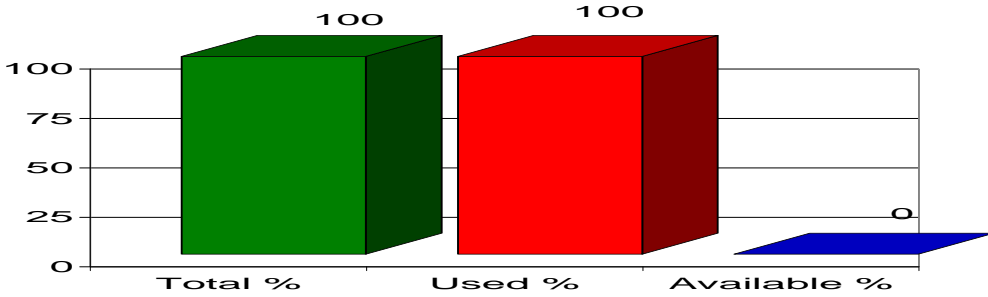
Heading: UKFTA - Korea Free Trade TPL HTS 51 - 60 NOT OPEN

Period: 03/15/2012 Through: 12/31/2012
 Country: Korea Date/Time Filled: NOT Open
 UOM: M2 Q Level: 100,000,000 Ent-Qty: 100,000,000 % Filled: 100

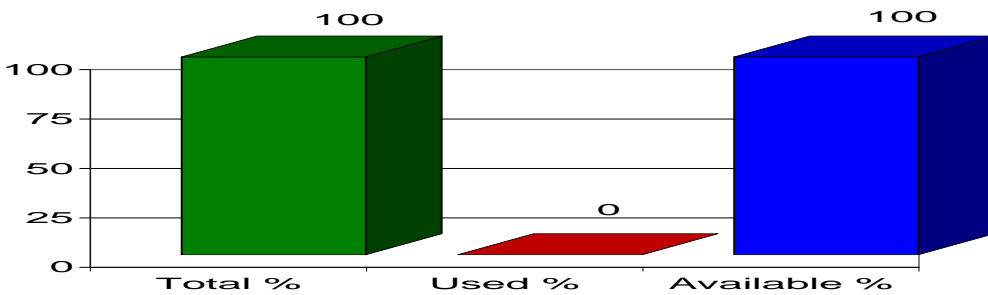


Quota Report 09/17/2012

Heading: UKFTA - Korea Free Trade TPL HTS 61 - 62 NOT OPEN
Period: 03/15/2012 **Through:** 12/31/2012
Country: Korea **Date/Time Filled:** NOT Open
UOM: M2 **Q Level:** 100,000,000 **Ent-Qty:** 100,000,000 **% Filled:** 100



Heading: UKFTA - Korea Free Trade 98 Tobacco
Period: 03/15/2012 **Through:** 12/31/2012
Country: Korea **Date/Time Filled:** Open
UOM: KG **Q Level:** 1,100,000 **Ent-Qty:** 0 **% Filled:** 0



Heading: UKFTA - Korea Free Trade 99 General Note 33 Sub-chapter XX USN 1 DAIRY
Period: 03/15/2012 **Through:** 12/31/2012
Country: Korea **Date/Time Filled:** Open
UOM: KG **Q Level:** 300,000 **Ent-Qty:** 103,692 **% Filled:** 34.56

