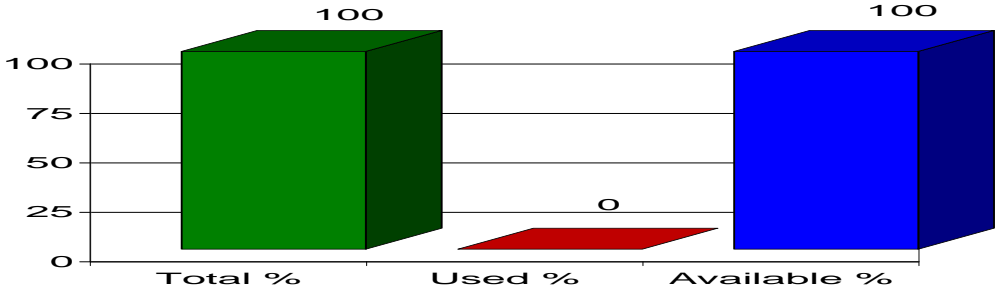
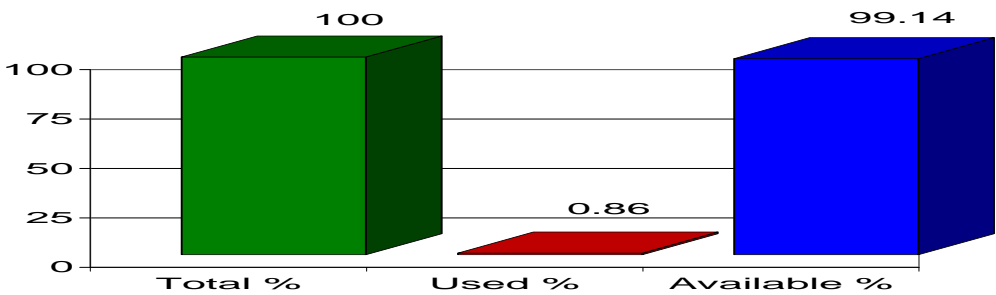


Quota Report 10/01/2012

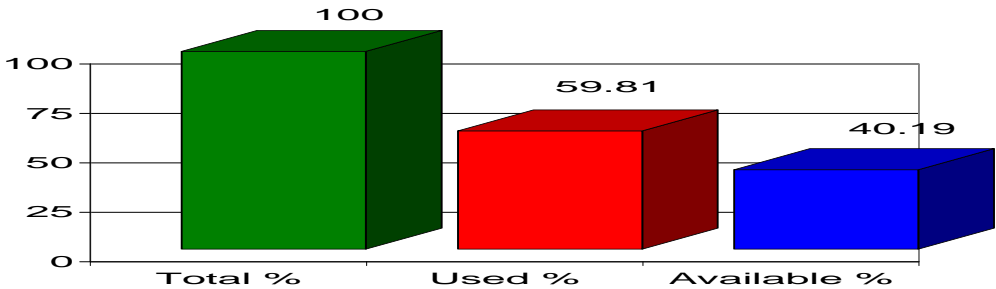
Heading: AGRIC - Australia Free Trade - 99 USN 03, Beef
Period: 01/01/2012 **Through:** 12/31/2012
Country: Australia **Date/Time Filled:** Open
UOM: KG **Q Level:** 30,000,000 **Ent-Qty:** 0 **% Filled:** 0



Heading: AGRIC - Australia Free Trade - 99 USN 04, Creams, Ice Cream
Period: 01/01/2012 **Through:** 12/31/2012
Country: Australia **Date/Time Filled:** Open
UOM: L **Q Level:** 11,277,000 **Ent-Qty:** 96,521 **% Filled:** 0.86

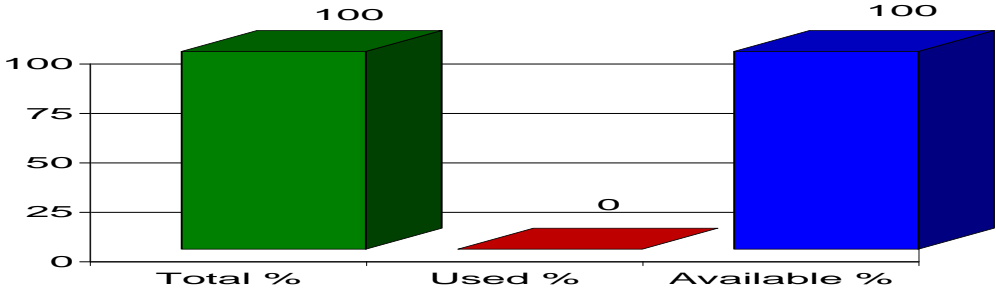


Heading: AGRIC - Australia Free Trade - 99 USN 05, Butter
Period: 01/01/2012 **Through:** 12/31/2012
Country: Australia **Date/Time Filled:** Open
UOM: KG **Q Level:** 1,845,000 **Ent-Qty:** 1,103,525 **% Filled:** 59.81

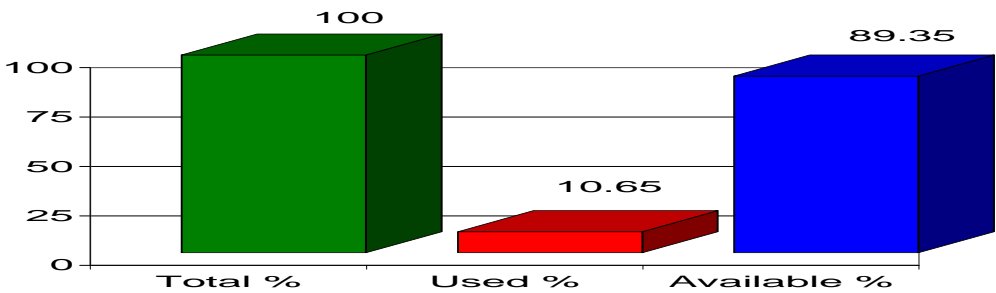


Quota Report 10/01/2012

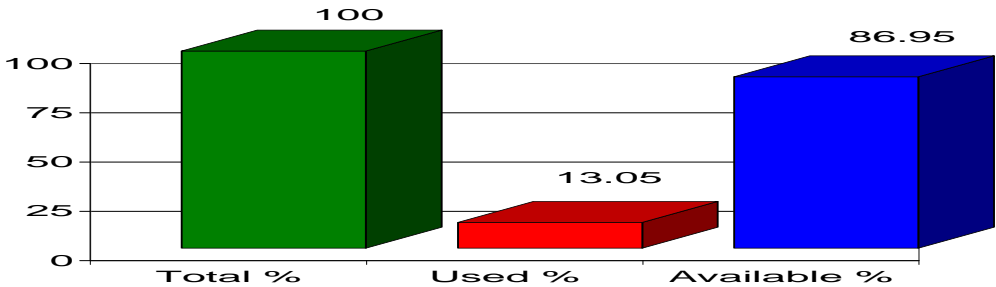
Heading: AGRIC - Australia Free Trade - 99 USN 06, Non-fat Dried Milk
Period: 01/01/2012 **Through:** 12/31/2012
Country: Australia **Date/Time Filled:** Open
UOM: KG **Q Level:** 123,000 **Ent-Qty:** 0 **% Filled:** 0



Heading: AGRIC - Australia Free Trade - 99 USN 07, Other Milk Powders
Period: 01/01/2012 **Through:** 12/31/2012
Country: Australia **Date/Time Filled:** Open
UOM: KG **Q Level:** 5,264,000 **Ent-Qty:** 560,825 **% Filled:** 10.65

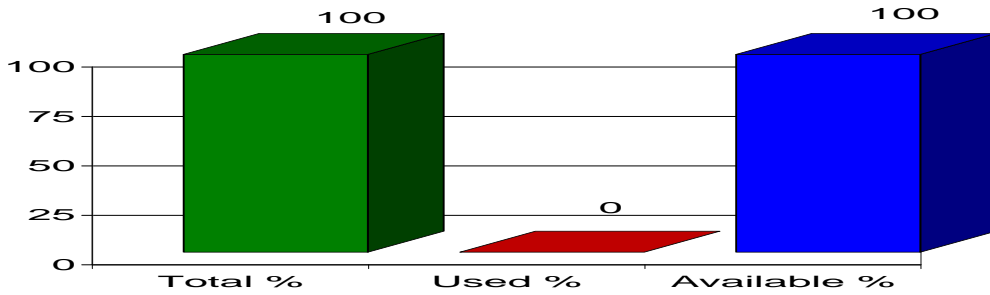


Heading: AGRIC - Australia Free Trade - 99 USN 08, Other Dairy Products
Period: 01/01/2012 **Through:** 12/31/2012
Country: Australia **Date/Time Filled:** Open
UOM: KG **Q Level:** 2,255,000 **Ent-Qty:** 294,230 **% Filled:** 13.05

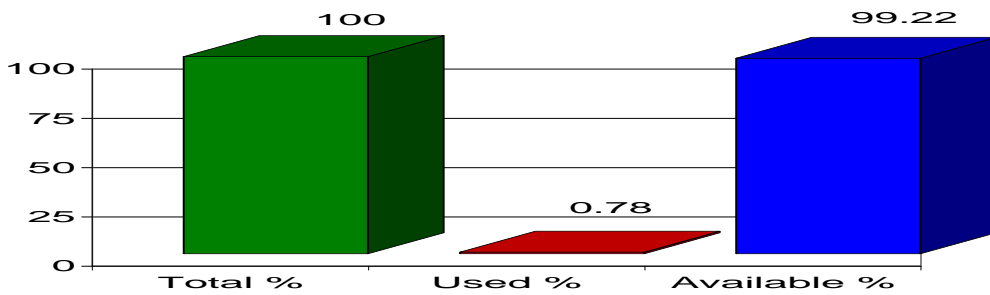


Quota Report 10/01/2012

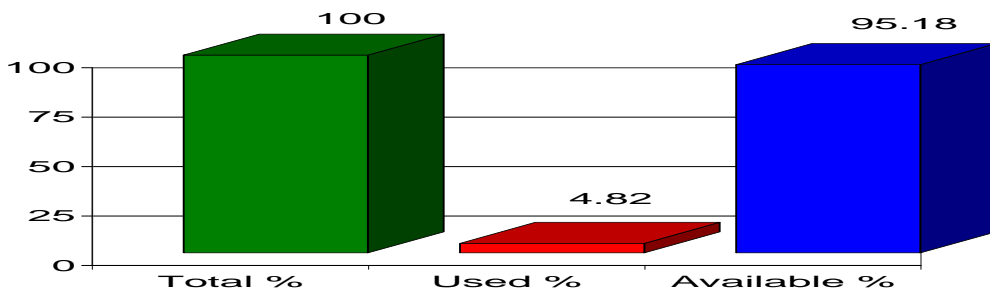
Heading: AGRIC - Australia Free Trade - 99 USN 09, Condensed Milk
Period: 01/01/2012 **Through:** 12/31/2012
Country: Australia **Date/Time Filled:** Open
UOM: KG **Q Level:** 4,511,000 **Ent-Qty:** 0 **% Filled:** 0



Heading: AGRIC - Australia Free Trade - 99 USN 10, Other Cheese
Period: 01/01/2012 **Through:** 12/31/2012
Country: Australia **Date/Time Filled:** Open
UOM: KG **Q Level:** 4,925,000 **Ent-Qty:** 38,298 **% Filled:** 0.78

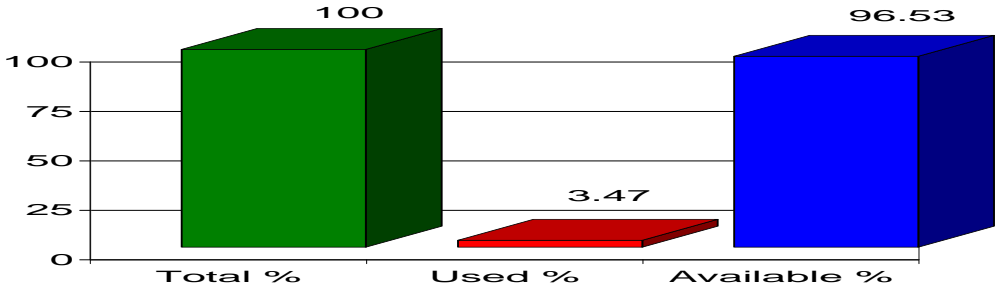


Heading: AGRIC - Australia Free Trade - 99 USN 11, European-Type Cheese
Period: 01/01/2012 **Through:** 12/31/2012
Country: Australia **Date/Time Filled:** Open
UOM: KG **Q Level:** 2,814,000 **Ent-Qty:** 135,538 **% Filled:** 4.82

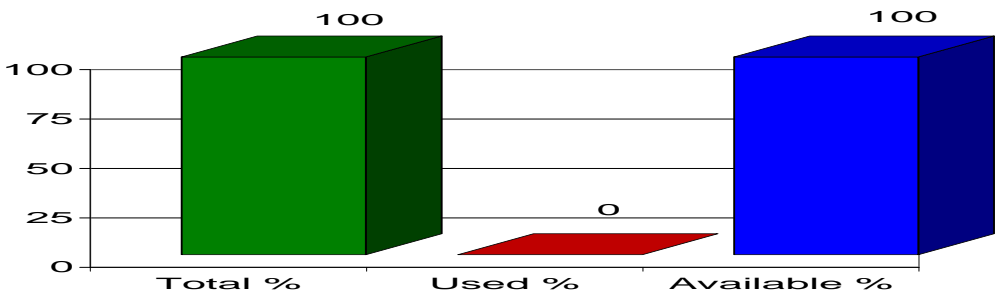


Quota Report 10/01/2012

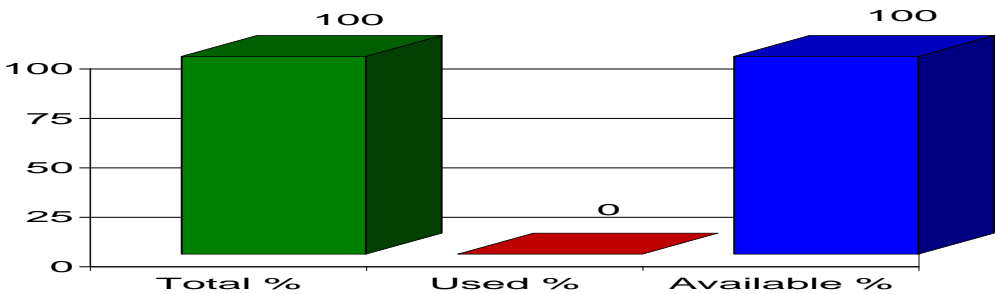
Heading: AGRIC - Australia Free Trade - 99 USN 12, Cheddar Cheese
Period: 01/01/2012 **Through:** 12/31/2012
Country: Australia **Date/Time Filled:** Open
UOM: KG **Q Level:** 922,000 **Ent-Qty:** 32,013 **% Filled:** 3.47



Heading: AGRIC - Australia Free Trade - 99 USN 13, American Cheese
Period: 01/01/2012 **Through:** 12/31/2012
Country: Australia **Date/Time Filled:** Open
UOM: KG **Q Level:** 615,000 **Ent-Qty:** 0 **% Filled:** 0

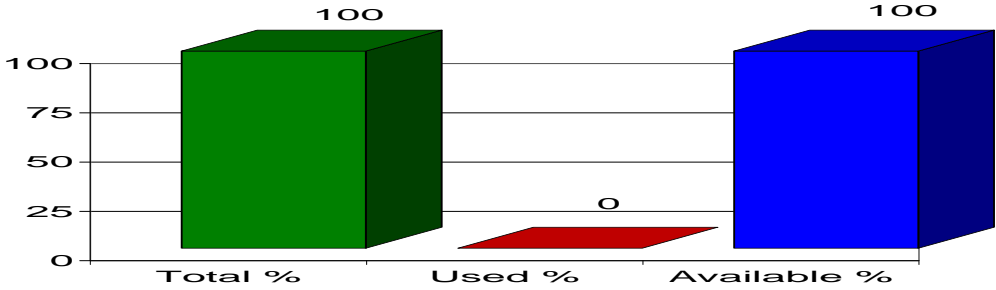


Heading: AGRIC - Australia Free Trade - 99 USN 14, Goya Cheese
Period: 01/01/2012 **Through:** 12/31/2012
Country: Australia **Date/Time Filled:** Open
UOM: KG **Q Level:** 3,518,000 **Ent-Qty:** 0 **% Filled:** 0

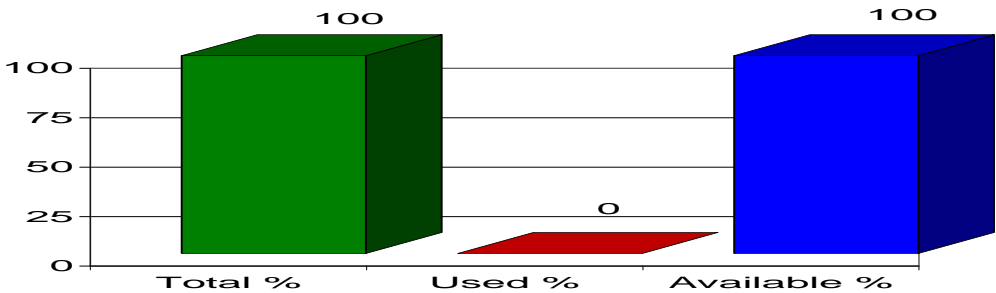


Quota Report 10/01/2012

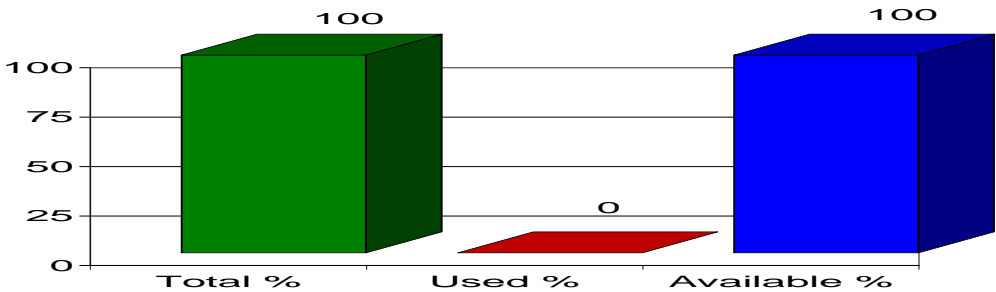
Heading: **AGRIC - Australia Free Trade - 99 USN 15, Swiss-Type Cheese**
Period: **01/01/2012** Through: **12/31/2012**
Country: **Australia** Date/Time Filled: **Open**
UOM: **KG** Q Level: **704,000** Ent-Qty: **0** % Filled: **0**



Heading: **AGRIC - Australia Free Trade - 99 USN 16, Avocados**
Period: **01/01/2012** Through: **12/31/2012**
Country: **Australia** Date/Time Filled: **Open**
UOM: **KG** Q Level: **4,429,000** Ent-Qty: **0** % Filled: **0**

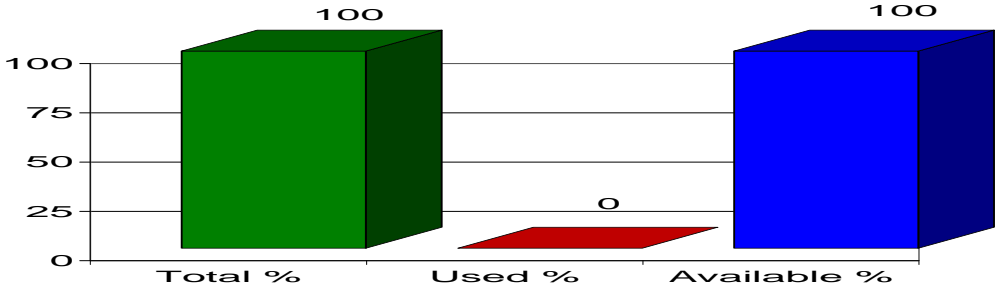


Heading: **AGRIC - Australia Free Trade - 99 USN 17, Avocados**
Period: **01/01/2012** Through: **12/31/2012**
Country: **Australia** Date/Time Filled: **Open**
UOM: **KG** Q Level: **2,657,000** Ent-Qty: **0** % Filled: **0**

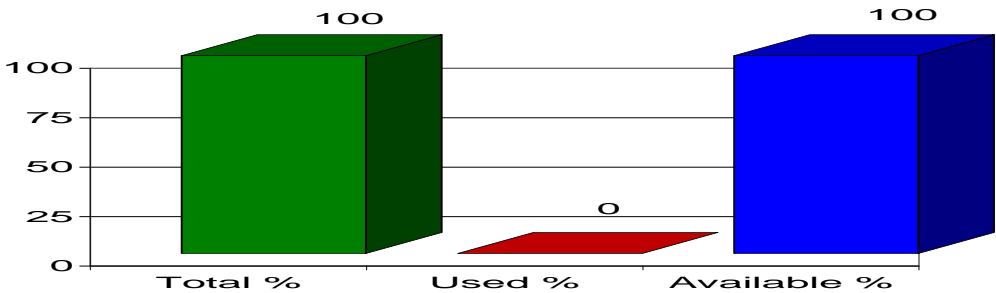


Quota Report 10/01/2012

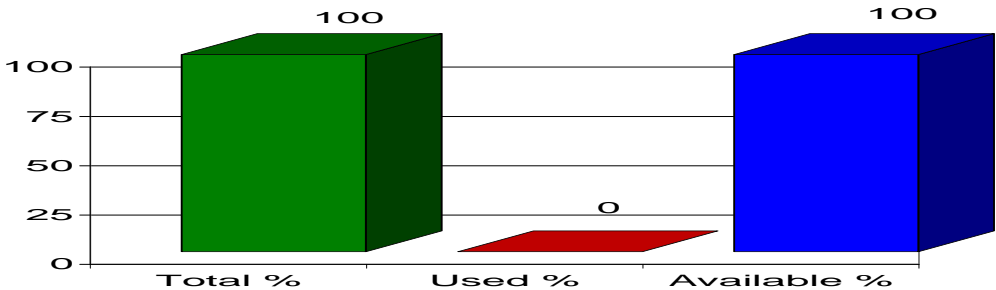
Heading: AGRIC - Australia Free Trade - 99 USN 18, Peanuts
Period: 01/01/2012 Through: 12/31/2012
Country: Australia Date/Time Filled: Open
UOM: KG Q Level: 615,000 Ent-Qty: 0 % Filled: 0



Heading: AGRIC - Australia Free Trade - 99 USN 19, Tobacco
Period: 01/01/2012 Through: 12/31/2012
Country: Australia Date/Time Filled: Open
UOM: KG Q Level: 307,000 Ent-Qty: 0 % Filled: 0

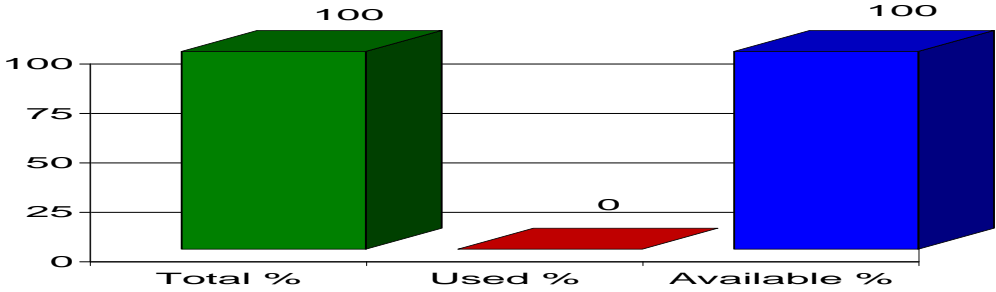


Heading: AGRIC - Australia Free Trade - 99 USN 20, Cotton
Period: 01/01/2012 Through: 12/31/2012
Country: Australia Date/Time Filled: Open
UOM: KG Q Level: 307,000 Ent-Qty: 0 % Filled: 0

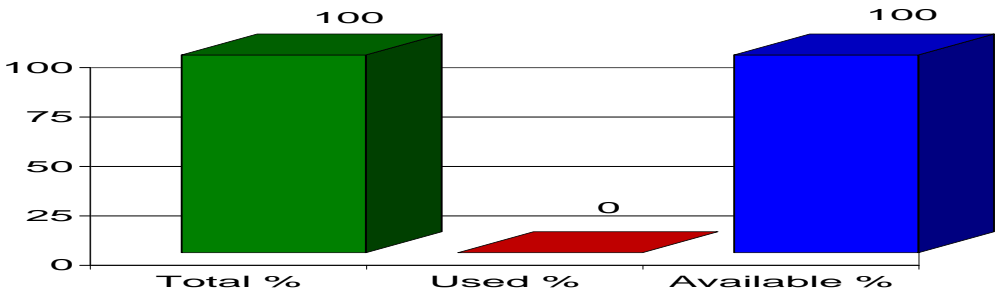


Quota Report 10/01/2012

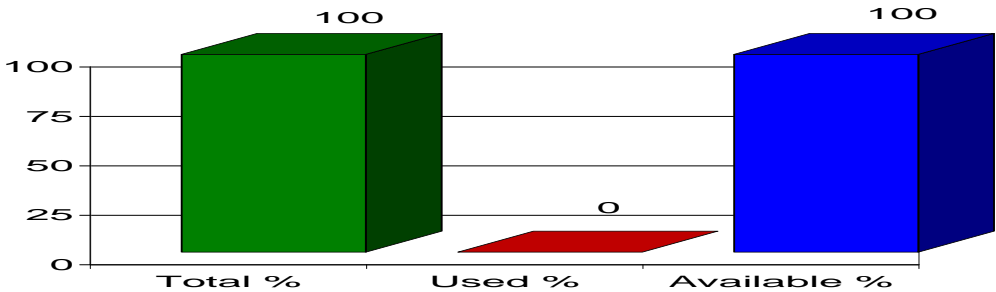
Heading: AGRIC - Bahrain Free Trade - 99 USN 03, Beef
Period: 01/01/2012 Through: 12/31/2012
Country: Bahrain Date/Time Filled: Open
UOM: KG Q Level: 26,573 Ent-Qty: 0 % Filled: 0



Heading: AGRIC - Bahrain Free Trade - 99 USN 04, Liquid Dairy
Period: 01/01/2012 Through: 12/31/2012
Country: Bahrain Date/Time Filled: Open
UOM: L Q Level: 1,770 Ent-Qty: 0 % Filled: 0

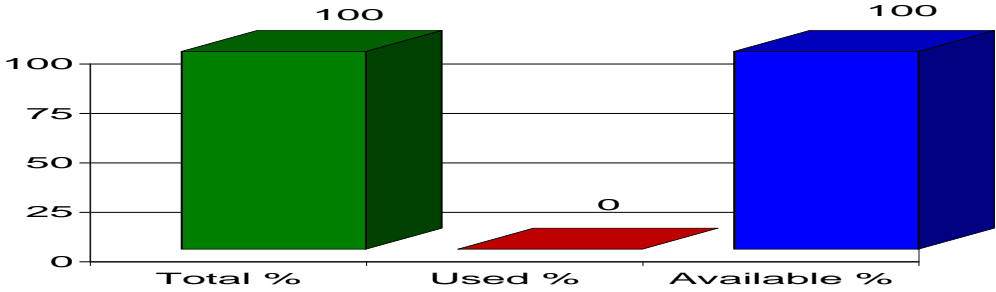


Heading: AGRIC - Bahrain Free Trade - 99 USN 05, Butter
Period: 01/01/2012 Through: 12/31/2012
Country: Bahrain Date/Time Filled: Open
UOM: KG Q Level: 8,858 Ent-Qty: 0 % Filled: 0

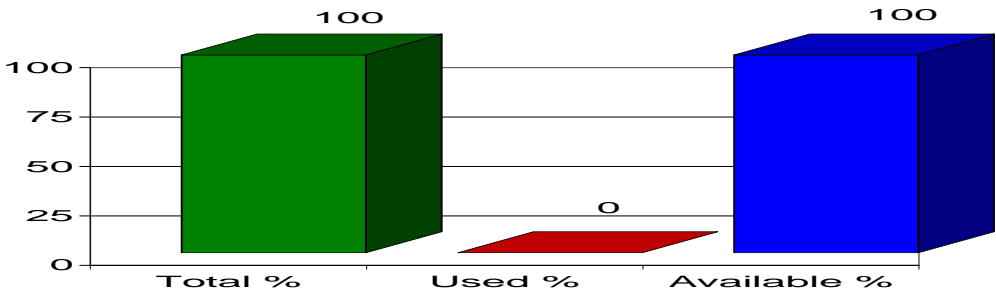


Quota Report 10/01/2012

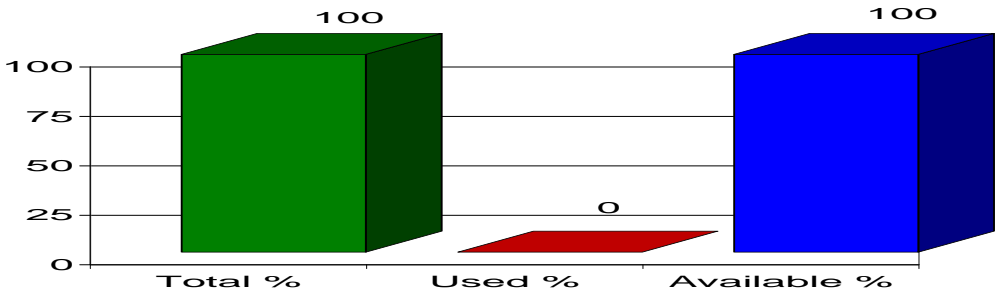
Heading: **AGRIC - Bahrain Free Trade - 99 USN 06, Milk Powder**
Period: **01/01/2012** Through: **12/31/2012**
Country: **Bahrain** Date/Time Filled: **Open**
UOM: **KG** Q Level: **8,858** Ent-Qty: **0** % Filled: **0**



Heading: **AGRIC - Bahrain Free Trade - 99 USN 07, Other Dairy Products**
Period: **01/01/2012** Through: **12/31/2012**
Country: **Bahrain** Date/Time Filled: **Open**
UOM: **KG** Q Level: **8,858** Ent-Qty: **0** % Filled: **0**

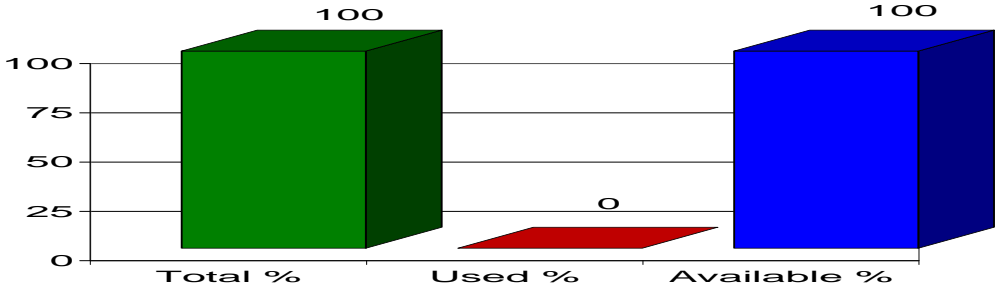


Heading: **AGRIC - Bahrain Free Trade - 99 USN 08, Cheese**
Period: **01/01/2012** Through: **12/31/2012**
Country: **Bahrain** Date/Time Filled: **Open**
UOM: **KG** Q Level: **26,573** Ent-Qty: **0** % Filled: **0**

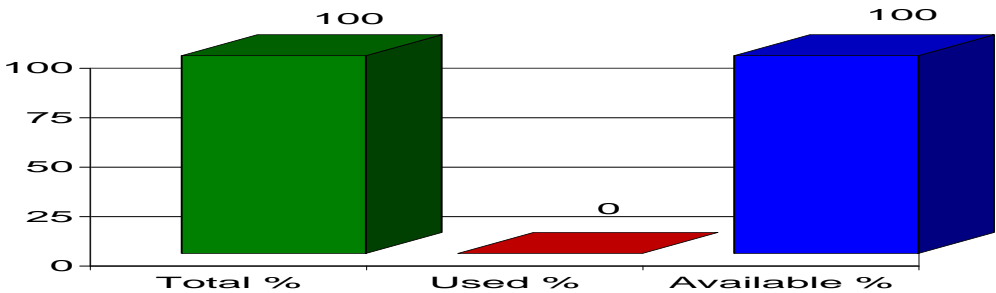


Quota Report 10/01/2012

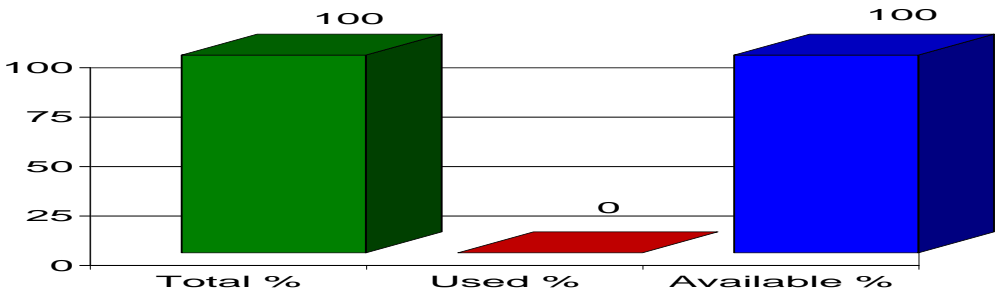
Heading: **AGRIC - Bahrain Free Trade - 99 USN 09, Peanuts**
Period: **01/01/2012** Through: **12/31/2012**
Country: **Bahrain** Date/Time Filled: **Open**
UOM: **KG** Q Level: **1,772** Ent-Qty: **0** % Filled: **0**



Heading: **AGRIC - Bahrain Free Trade - 99 USN 10, Sugar**
Period: **01/01/2012** Through: **12/31/2012**
Country: **Bahrain** Date/Time Filled: **Open**
UOM: **KG** Q Level: **20,101** Ent-Qty: **0** % Filled: **0**

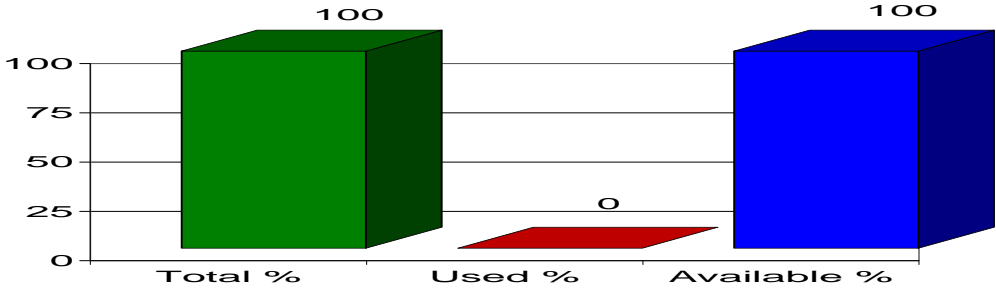


Heading: **AGRIC - Bahrain Free Trade - 99 USN 11, Tobacco**
Period: **01/01/2012** Through: **12/31/2012**
Country: **Bahrain** Date/Time Filled: **Open**
UOM: **KG** Q Level: **8,858** Ent-Qty: **0** % Filled: **0**

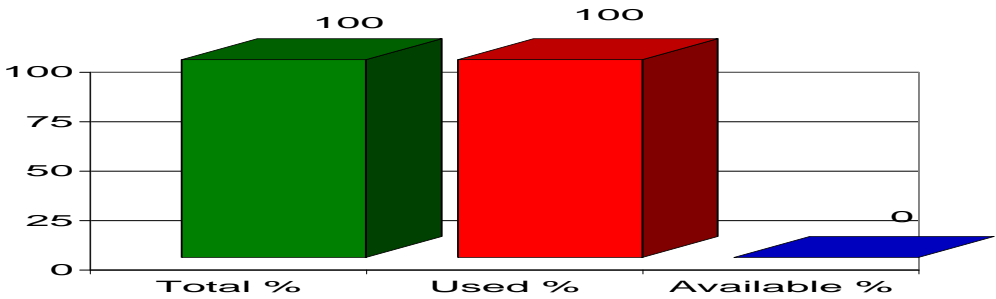


Quota Report 10/01/2012

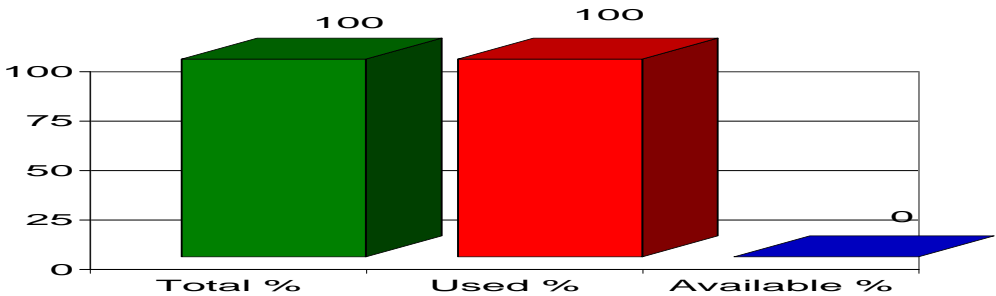
Heading: AGRIC - Bahrain Free Trade - 99 USN 12, Cotton
Period: 01/01/2012 **Through:** 12/31/2012
Country: Bahrain **Date/Time Filled:** Open
UOM: KG **Q Level:** 8,858 **Ent-Qty:** 0 **% Filled:** 0



Heading: AGRIC - CAFTA - 98 USN 24 - Costa Rica, Sugar/Sugar Containing Products
Period: 01/01/2012 **Through:** 12/31/2012
Country: Costa Rica **Date/Time Filled:** 05/10/2012 08:30
UOM: KG **Q Level:** 2,000,000 **Ent-Qty:** 2,000,000 **% Filled:** 100

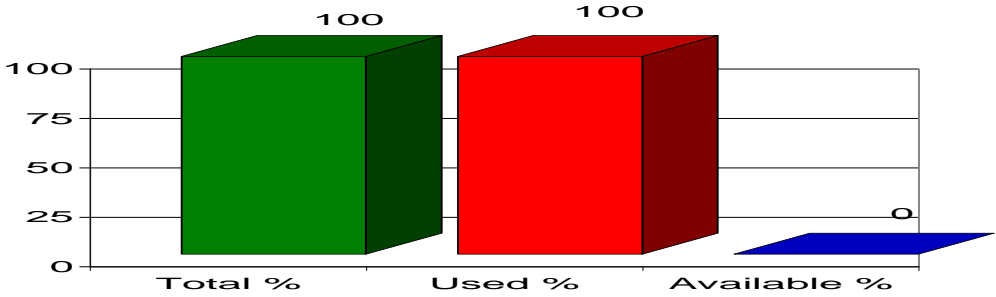


Heading: AGRIC - CAFTA - 98 USN 25a - Costa Rica, Sugar/Sugar Containing Products
Period: 01/01/2012 **Through:** 12/31/2012
Country: Costa Rica **Date/Time Filled:** 01/31/2012 08:30
UOM: KG **Q Level:** 12,320,000 **Ent-Qty:** 12,320,000 **% Filled:** 100

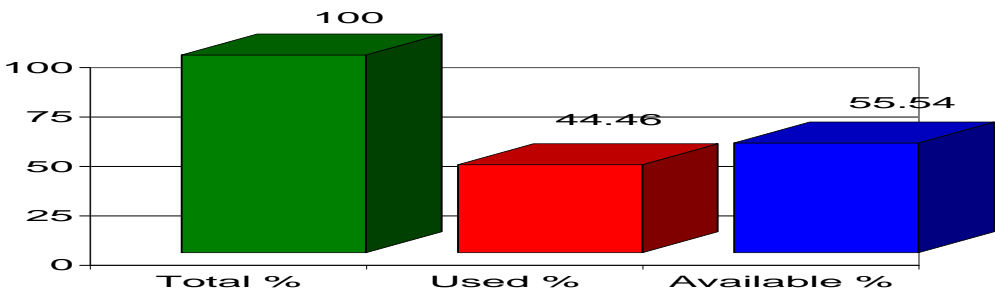


Quota Report 10/01/2012

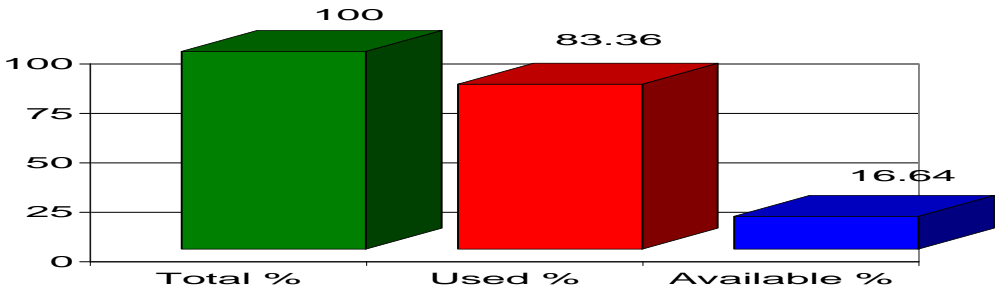
Heading: AGRIC - CAFTA - 98 USN 25b - Dominican Republic, Sugar/Sugar Containing Products
Period: 01/01/2012 **Through:** 12/31/2012
Country: Dominican Republic **Date/Time Filled:** Open
UOM: KG **Q Level:** 0 **Ent-Qty:** BANNED **% Filled:** 100



Heading: AGRIC - CAFTA - 98 USN 25b - El Salvador, Sugar/Sugar Containing Products
Period: 01/01/2012 **Through:** 12/31/2012
Country: El Salvador **Date/Time Filled:** Open
UOM: KG **Q Level:** 29,680,000 **Ent-Qty:** 13,196,757 **% Filled:** 44.46

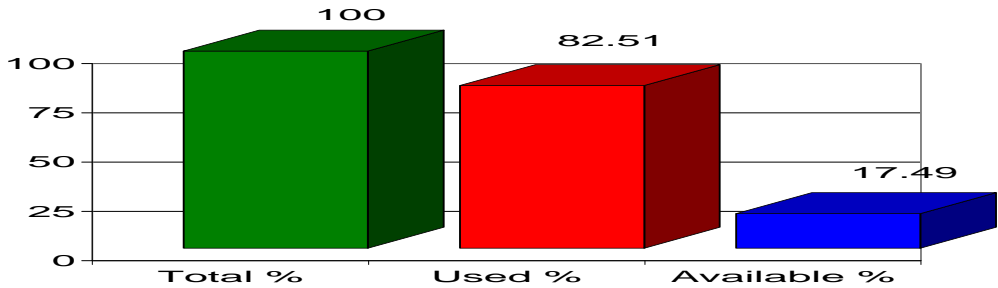


Heading: AGRIC - CAFTA - 98 USN 25b - Guatemala, Sugar/Sugar Containing Products
Period: 01/01/2012 **Through:** 12/31/2012
Country: Guatemala **Date/Time Filled:** Open
UOM: KG **Q Level:** 39,220,000 **Ent-Qty:** 32,692,428 **% Filled:** 83.36

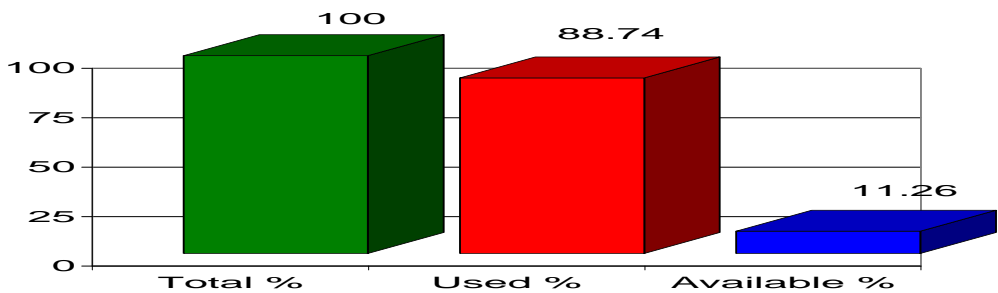


Quota Report 10/01/2012

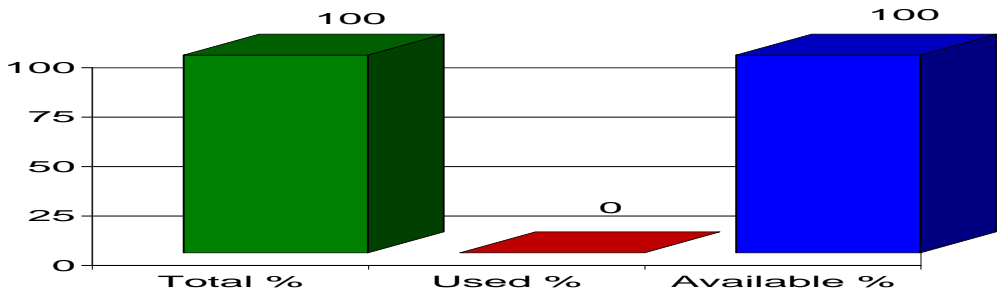
Heading: AGRIC - CAFTA - 98 USN 25b - Honduras, Sugar/Sugar Containing Products
Period: 01/01/2012 **Through:** 12/31/2012
Country: Honduras **Date/Time Filled:** Open
UOM: KG **Q Level:** 8,960,000 **Ent-Qty:** 7,392,846 **% Filled:** 82.51



Heading: AGRIC - CAFTA - 98 USN 25b - Nicaragua, Sugar/Sugar Containing Products
Period: 01/01/2012 **Through:** 12/31/2012
Country: Nicaragua **Date/Time Filled:** Open
UOM: KG **Q Level:** 24,640,000 **Ent-Qty:** 21,866,080 **% Filled:** 88.74

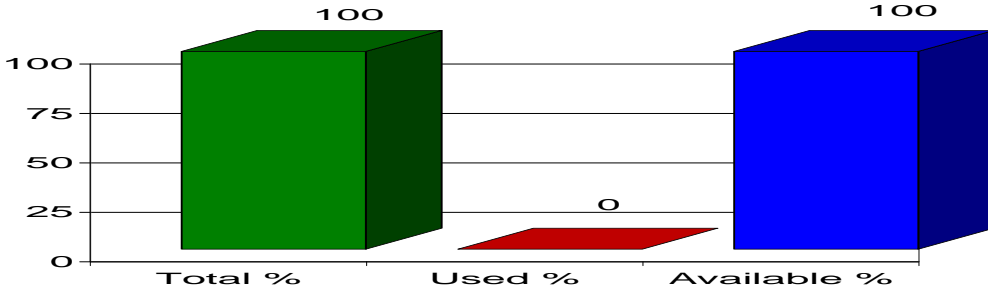


Heading: AGRIC - CAFTA - 99 USN 05a - Costa Rica, Fresh Milk
Period: 01/01/2012 **Through:** 12/31/2012
Country: Costa Rica **Date/Time Filled:** Open
UOM: L **Q Level:** 546,037 **Ent-Qty:** 0 **% Filled:** 0

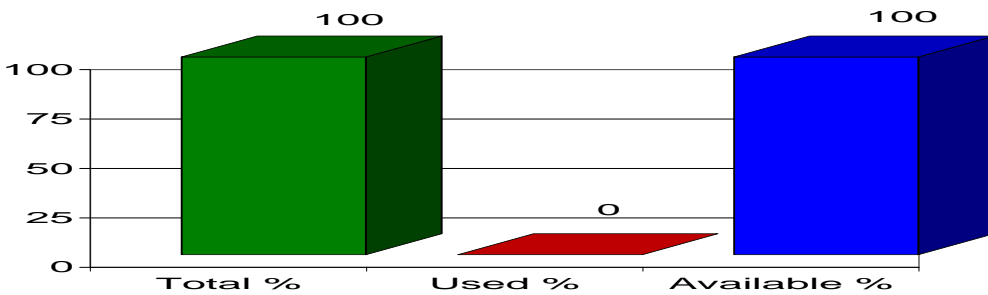


Quota Report 10/01/2012

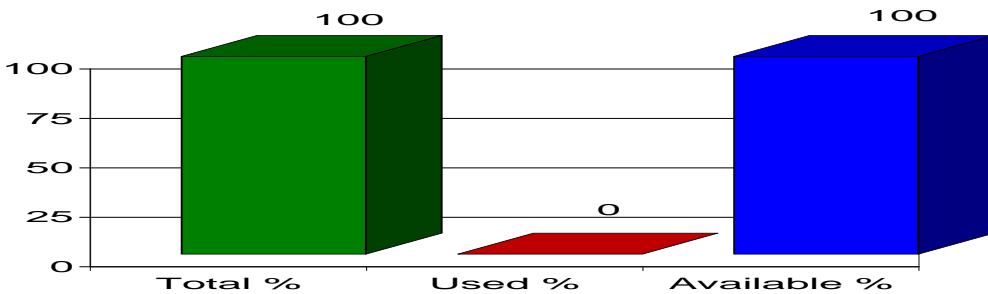
Heading: AGRIC - CAFTA - 99 USN 05a - El Salvador, Fresh Milk
Period: 01/01/2012 **Through:** 12/31/2012
Country: El Salvador **Date/Time Filled:** Open
UOM: L **Q Level:** 491,433 **Ent-Qty:** 0 **% Filled:** 0



Heading: AGRIC - CAFTA - 99 USN 05a - Guatemala, Fresh Milk
Period: 01/01/2012 **Through:** 12/31/2012
Country: Guatemala **Date/Time Filled:** Open
UOM: L **Q Level:** 409,528 **Ent-Qty:** 0 **% Filled:** 0

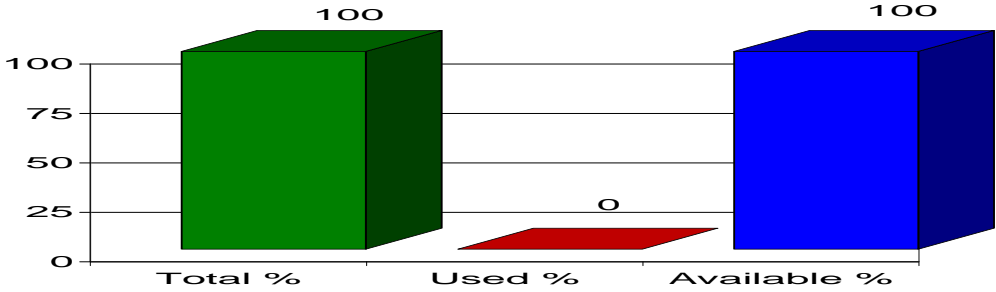


Heading: AGRIC - CAFTA - 99 USN 05a - Honduras, Fresh Milk
Period: 01/01/2012 **Through:** 12/31/2012
Country: Honduras **Date/Time Filled:** Open
UOM: L **Q Level:** 750,801 **Ent-Qty:** 0 **% Filled:** 0

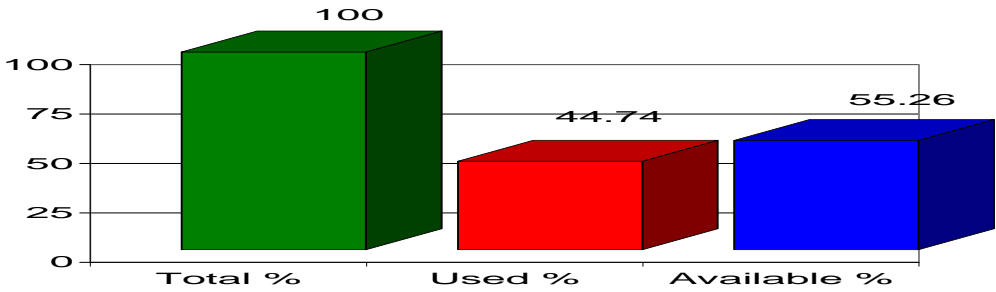


Quota Report 10/01/2012

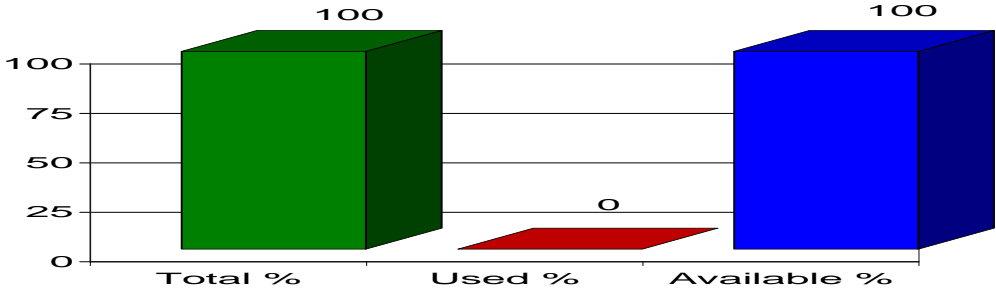
Heading: AGRIC - CAFTA - 99 USN 05a - Nicaragua, Fresh Milk
Period: 01/01/2012 **Through:** 12/31/2012
Country: Nicaragua **Date/Time Filled:** Open
UOM: L **Q Level:** 341,273 **Ent-Qty:** 0 **% Filled:** 0



Heading: AGRIC - CAFTA - 99 USN 06a - Costa Rica, Butter
Period: 01/01/2012 **Through:** 12/31/2012
Country: Costa Rica **Date/Time Filled:** Open
UOM: KG **Q Level:** 67,000 **Ent-Qty:** 29,979 **% Filled:** 44.74

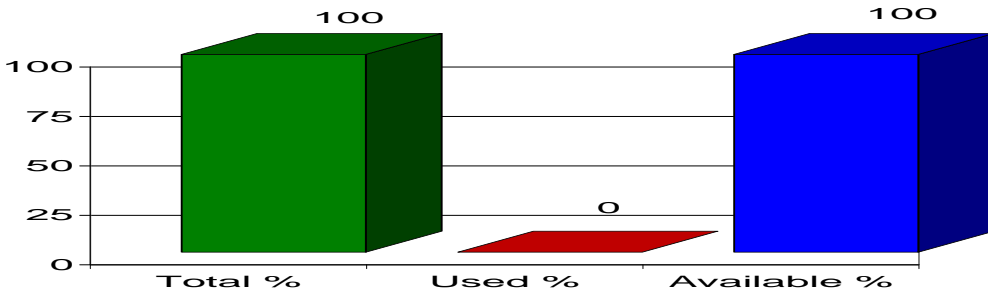


Heading: AGRIC - CAFTA - 99 USN 06a - El Salvador, Butter
Period: 01/01/2012 **Through:** 12/31/2012
Country: El Salvador **Date/Time Filled:** Open
UOM: KG **Q Level:** 80,000 **Ent-Qty:** 0 **% Filled:** 0

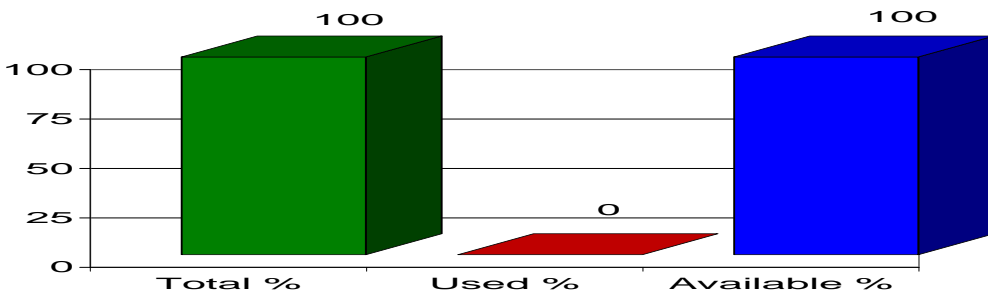


Quota Report 10/01/2012

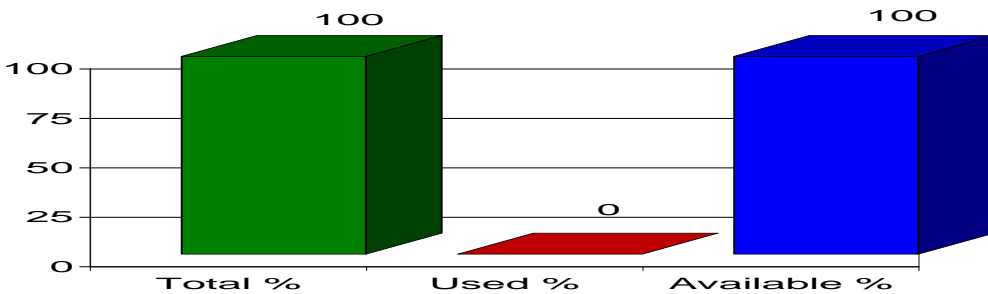
Heading: AGRIC - CAFTA - 99 USN 06a - Honduras, Butter
Period: 01/01/2012 **Through:** 12/31/2012
Country: Honduras **Date/Time Filled:** Open
UOM: KG **Q Level:** 134,000 **Ent-Qty:** 0 **% Filled:** 0



Heading: AGRIC - CAFTA - 99 USN 07a - Costa Rica, Dried milk, Cream
Period: 01/01/2012 **Through:** 12/31/2012
Country: Costa Rica **Date/Time Filled:** Open
UOM: KG **Q Level:** 67,000 **Ent-Qty:** 0 **% Filled:** 0

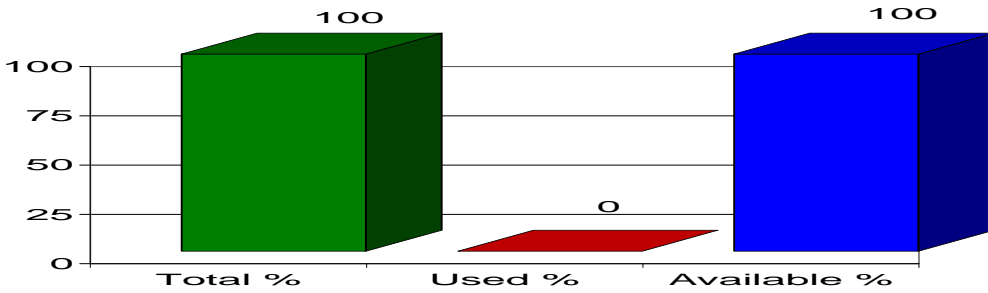


Heading: AGRIC - CAFTA - 99 USN 08a - Costa Rica, Other Dairy
Period: 01/01/2012 **Through:** 12/31/2012
Country: Costa Rica **Date/Time Filled:** Open
UOM: KG **Q Level:** 201,000 **Ent-Qty:** 0 **% Filled:** 0

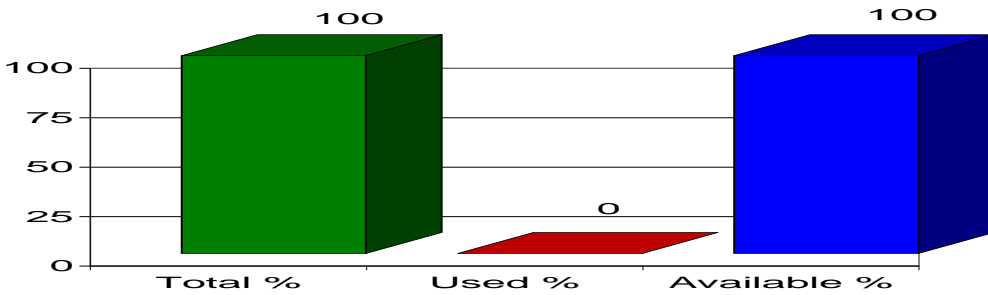


Quota Report 10/01/2012

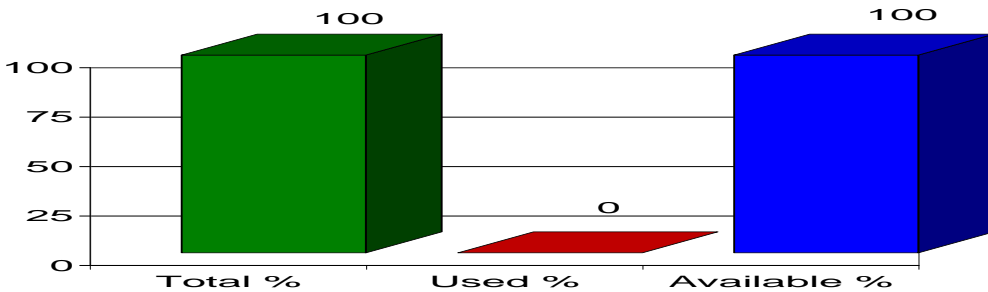
Heading: AGRIC - CAFTA - 99 USN 08a - Dominican Republic, Other Dairy
Period: 01/01/2012 Through: 12/31/2012
Country: Dominican Republic Date/Time Filled: Open
UOM: KG Q Level: 170,000 Ent-Qty: 0 % Filled: 0



Heading: AGRIC - CAFTA - 99 USN 08a - El Salvador, Other Dairy
Period: 01/01/2012 Through: 12/31/2012
Country: El Salvador Date/Time Filled: Open
UOM: KG Q Level: 161,000 Ent-Qty: 0 % Filled: 0

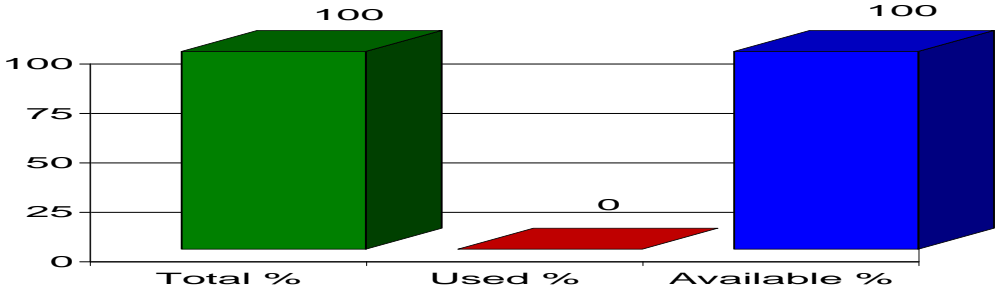


Heading: AGRIC - CAFTA - 99 USN 08a - Guatemala, Other Dairy
Period: 01/01/2012 Through: 12/31/2012
Country: Guatemala Date/Time Filled: Open
UOM: KG Q Level: 335,000 Ent-Qty: 0 % Filled: 0

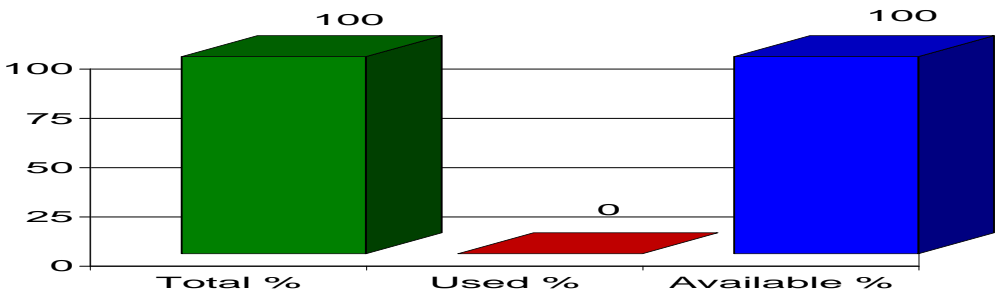


Quota Report 10/01/2012

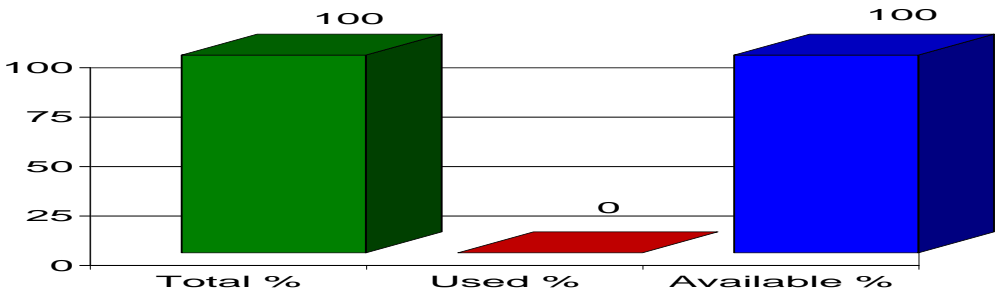
Heading: AGRIC - CAFTA - 99 USN 08a - Nicaragua, Other Dairy
Period: 01/01/2012 **Through:** 12/31/2012
Country: Nicaragua **Date/Time Filled:** Open
UOM: KG **Q Level:** 134,000 **Ent-Qty:** 0 **% Filled:** 0



Heading: AGRIC - CAFTA - 99 USN 09 - Dominican Republic, Other Dairy
Period: 01/01/2012 **Through:** 12/31/2012
Country: Dominican Republic **Date/Time Filled:** Open
UOM: KG **Q Level:** 340,000 **Ent-Qty:** 0 **% Filled:** 0

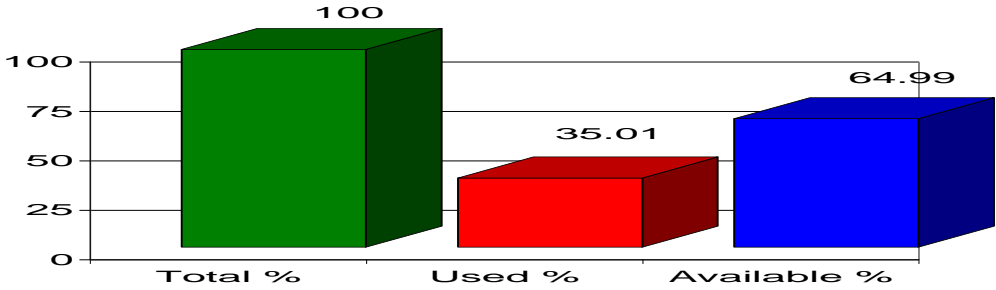


Heading: AGRIC - CAFTA - 99 USN 10a - Costa Rica, Cheese
Period: 01/01/2012 **Through:** 12/31/2012
Country: Costa Rica **Date/Time Filled:** Open
UOM: KG **Q Level:** 402,000 **Ent-Qty:** 0 **% Filled:** 0

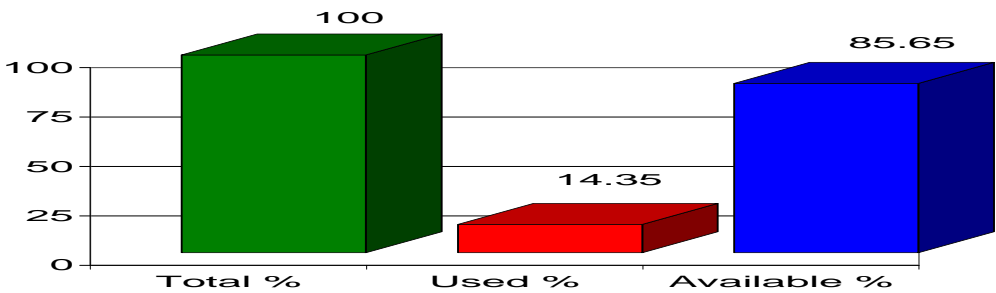


Quota Report 10/01/2012

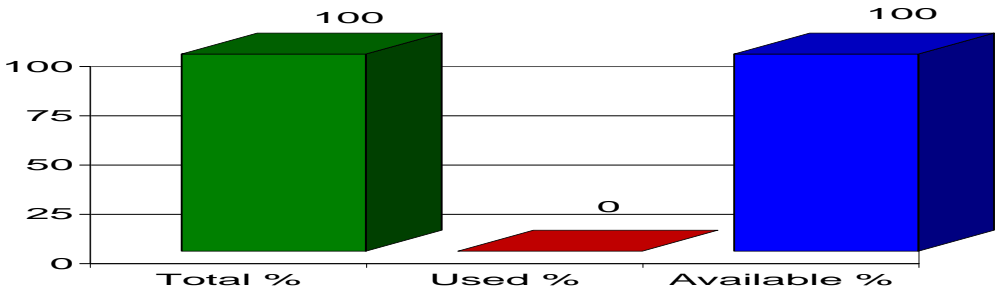
Heading: AGRIC - CAFTA - 99 USN 10a - Dominican Republic, Cheese
Period: 01/01/2012 **Through:** 12/31/2012
Country: Dominican Republic **Date/Time Filled:** Open
UOM: KG **Q Level:** 638,000 **Ent-Qty:** 223,366 **% Filled:** 35.01



Heading: AGRIC - CAFTA - 99 USN 10a - El Salvador, Cheese
Period: 01/01/2012 **Through:** 12/31/2012
Country: El Salvador **Date/Time Filled:** Open
UOM: KG **Q Level:** 603,000 **Ent-Qty:** 86,555 **% Filled:** 14.35

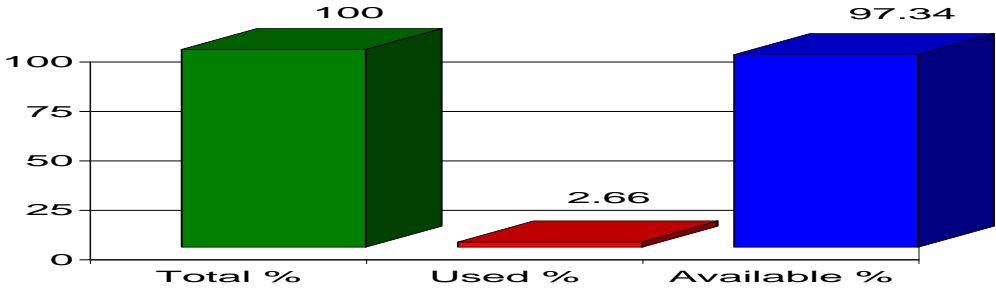


Heading: AGRIC - CAFTA - 99 USN 10a - Guatemala, Cheese
Period: 01/01/2012 **Through:** 12/31/2012
Country: Guatemala **Date/Time Filled:** Open
UOM: KG **Q Level:** 670,000 **Ent-Qty:** 0 **% Filled:** 0

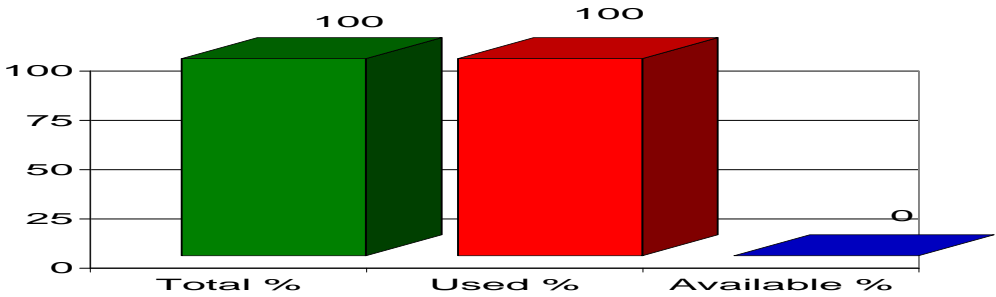


Quota Report 10/01/2012

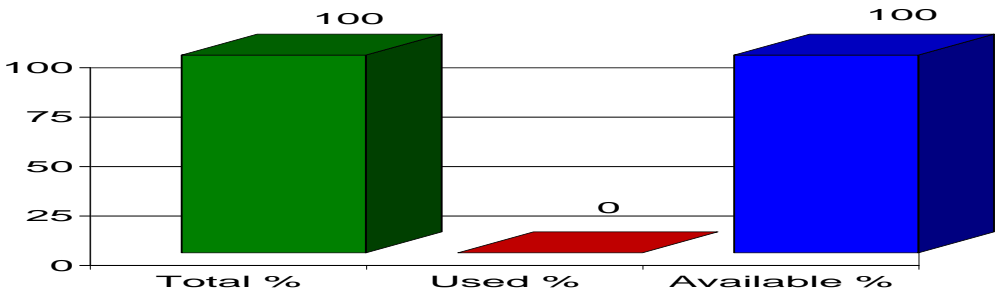
Heading: **AGRIC - CAFTA - 99 USN 10a - Honduras, Cheese**
 Period: **01/01/2012** Through: **12/31/2012**
 Country: **Honduras** Date/Time Filled: **Open**
 UOM: **KG** Q Level: **469,000** Ent-Qty: **12,468** % Filled: **2.66**



Heading: **AGRIC - CAFTA - 99 USN 10a - Nicaragua, Cheese**
 Period: **01/01/2012** Through: **12/31/2012**
 Country: **Nicaragua** Date/Time Filled: **04/18/2012 08:30**
 UOM: **KG** Q Level: **838,000** Ent-Qty: **838,000** % Filled: **100**

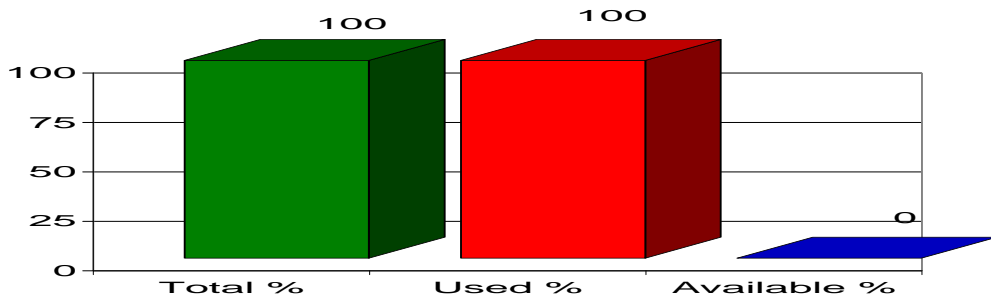


Heading: **AGRIC - CAFTA - 99 USN 10b - Nicaragua, Cheese**
 Period: **01/01/2012** Through: **12/31/2012**
 Country: **Nicaragua** Date/Time Filled: **Open**
 UOM: **KG** Q Level: **251,000** Ent-Qty: **0** % Filled: **0**

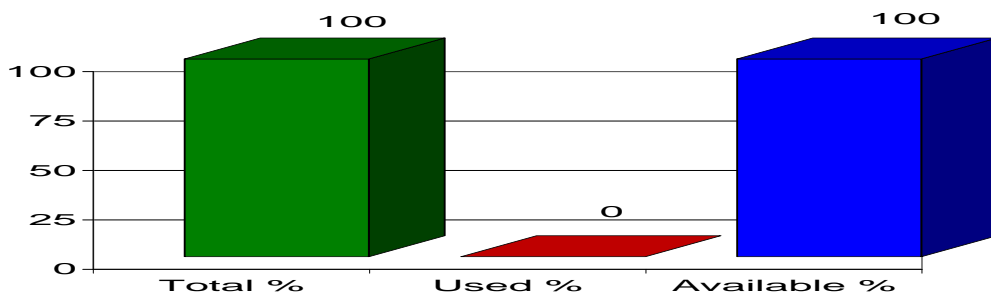


Quota Report 10/01/2012

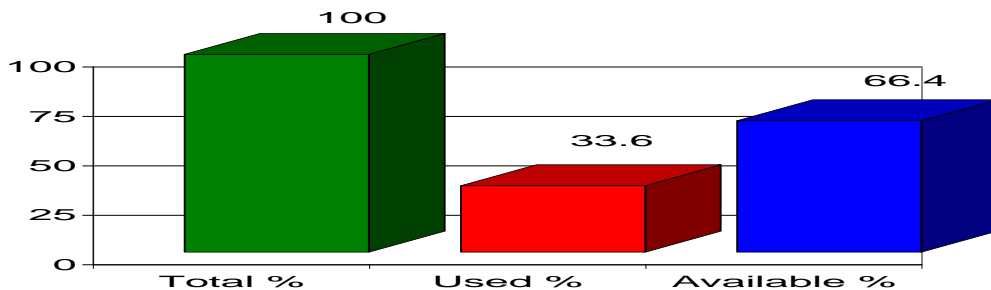
Heading: AGRIC - CAFTA - 99 USN 11- Nicaragua, Cheese
Period: 01/01/2012 **Through:** 12/31/2012
Country: Nicaragua **Date/Time Filled:** 04/17/2012 09:05
UOM: KG **Q Level:** 335,000 **Ent-Qty:** 335,000 **% Filled:** 100



Heading: AGRIC - CAFTA - 99 USN 12a - El Salvador, Peanuts
Period: 01/01/2012 **Through:** 12/31/2012
Country: El Salvador **Date/Time Filled:** Open
UOM: KG **Q Level:** 650,000 **Ent-Qty:** 0 **% Filled:** 0

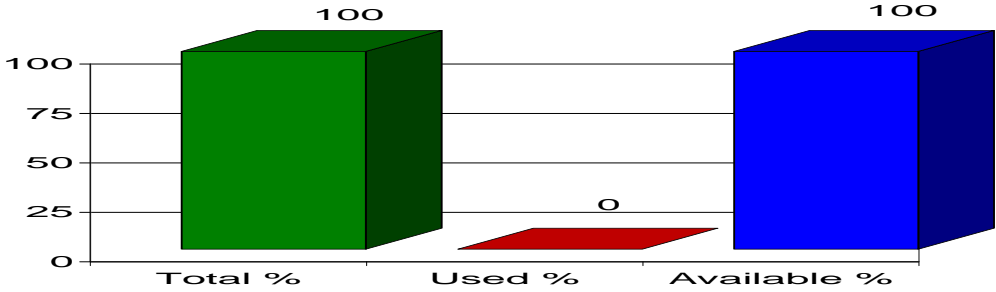


Heading: AGRIC - CAFTA - 99 USN 12a - Nicaragua, Peanuts
Period: 01/01/2012 **Through:** 12/31/2012
Country: Nicaragua **Date/Time Filled:** Open
UOM: KG **Q Level:** 12,000,000 **Ent-Qty:** 4,031,978 **% Filled:** 33.6

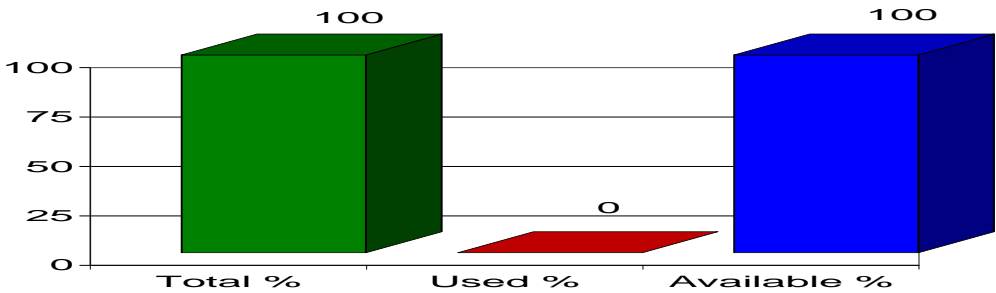


Quota Report 10/01/2012

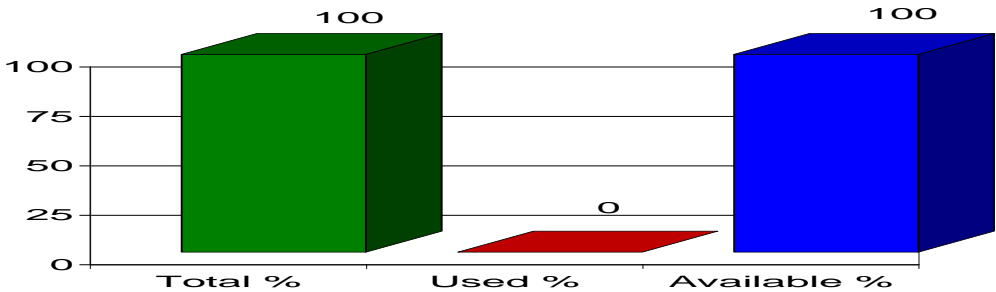
Heading: **AGRIC - CAFTA - 99 USN 13a - Nicaragua, Peanut Butter**
Period: **01/01/2012** Through: **12/31/2012**
Country: **Nicaragua** Date/Time Filled: **Open**
UOM: **KG** Q Level: **448,000** Ent-Qty: **0** % Filled: **0**



Heading: **AGRIC - CAFTA - 99 USN 14a - Costa Rica, Ice Cream**
Period: **01/01/2012** Through: **12/31/2012**
Country: **Costa Rica** Date/Time Filled: **Open**
UOM: **L** Q Level: **130,100** Ent-Qty: **0** % Filled: **0**

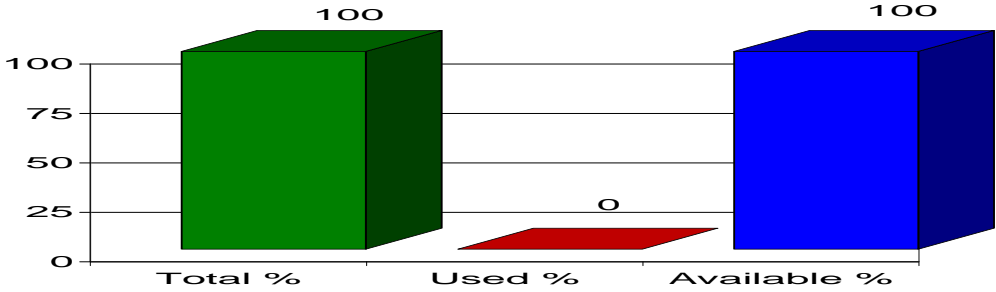


Heading: **AGRIC - CAFTA - 99 USN 14a - Dominican Republic, Ice Cream**
Period: **01/01/2012** Through: **12/31/2012**
Country: **Dominican Republic** Date/Time Filled: **Open**
UOM: **L** Q Level: **247,572** Ent-Qty: **0** % Filled: **0**

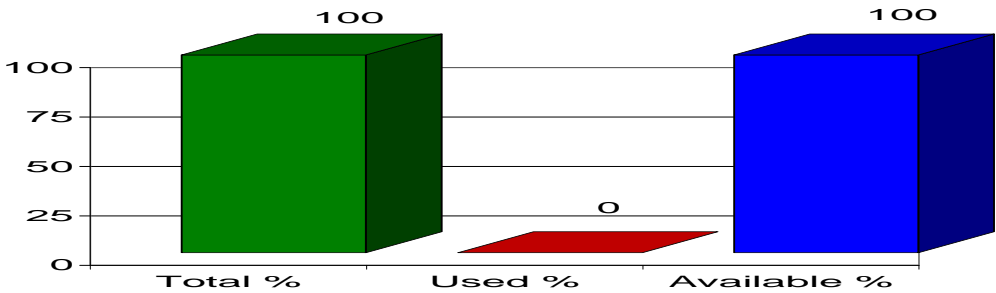


Quota Report 10/01/2012

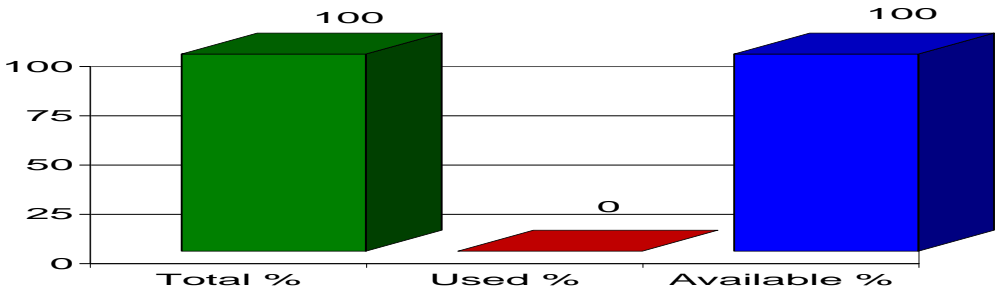
Heading: **AGRIC - CAFTA - 99 USN 14a - El Salvador, Ice Cream**
Period: **01/01/2012** Through: **12/31/2012**
Country: **El Salvador** Date/Time Filled: **Open**
UOM: **L** Q Level: **104,085** Ent-Qty: **0** % Filled: **0**



Heading: **AGRIC - CAFTA - 99 USN 14a - Guatemala, Ice Cream**
Period: **01/01/2012** Through: **12/31/2012**
Country: **Guatemala** Date/Time Filled: **Open**
UOM: **L** Q Level: **260,212** Ent-Qty: **0** % Filled: **0**

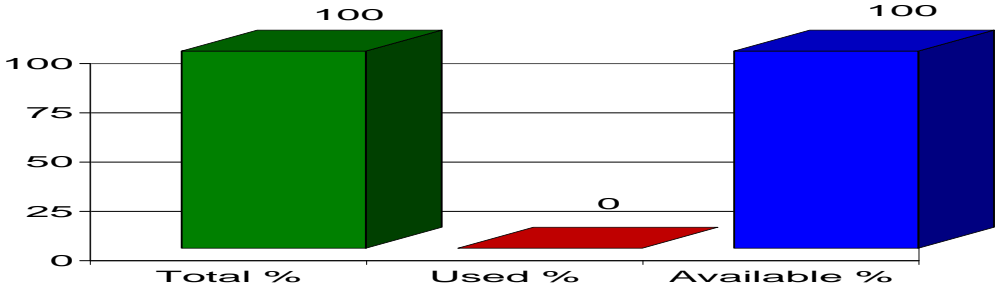


Heading: **AGRIC - CAFTA - 99 USN 14a - Honduras, Ice Cream**
Period: **01/01/2012** Through: **12/31/2012**
Country: **Honduras** Date/Time Filled: **Open**
UOM: **L** Q Level: **65,053** Ent-Qty: **0** % Filled: **0**

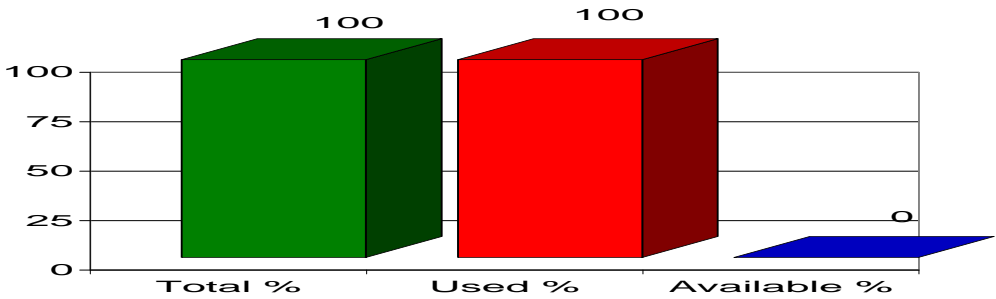


Quota Report 10/01/2012

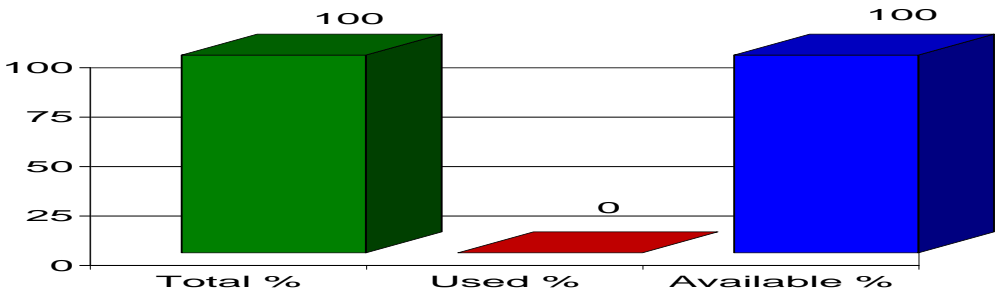
Heading: AGRIC - CAFTA - 99 USN 14a - Nicaragua, Ice Cream
Period: 01/01/2012 **Through:** 12/31/2012
Country: Nicaragua **Date/Time Filled:** Open
UOM: L **Q Level:** 357,791 **Ent-Qty:** 0 **% Filled:** 0



Heading: AGRIC - Chile Free Trade - 99 USN 04, Chickens, Turkeys
Period: 01/01/2012 **Through:** 12/31/2012
Country: Chile **Date/Time Filled:** 08/13/2012 12:52
UOM: KG **Q Level:** 10,721,000 **Ent-Qty:** 10,721,000 **% Filled:** 100

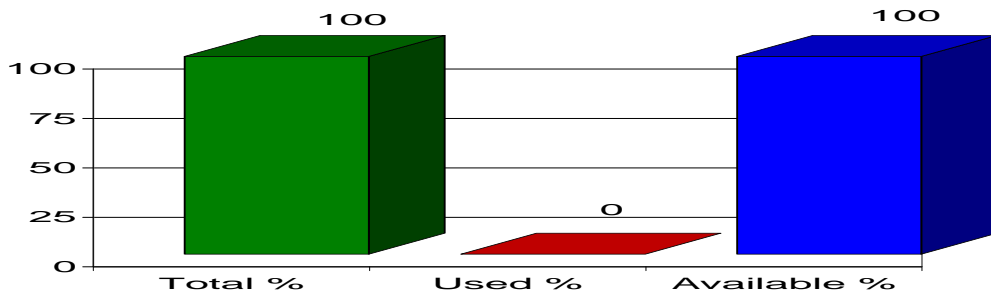


Heading: AGRIC - Chile Free Trade - 99 USN 05, Dairy
Period: 01/01/2012 **Through:** 12/31/2012
Country: Chile **Date/Time Filled:** Open
UOM: KG **Q Level:** 515,000 **Ent-Qty:** 0 **% Filled:** 0

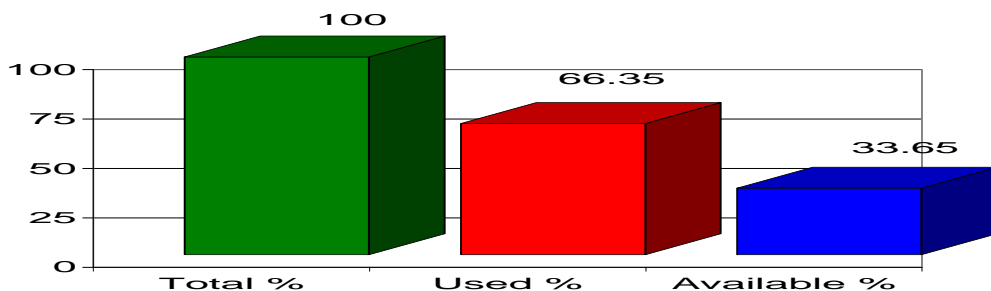


Quota Report 10/01/2012

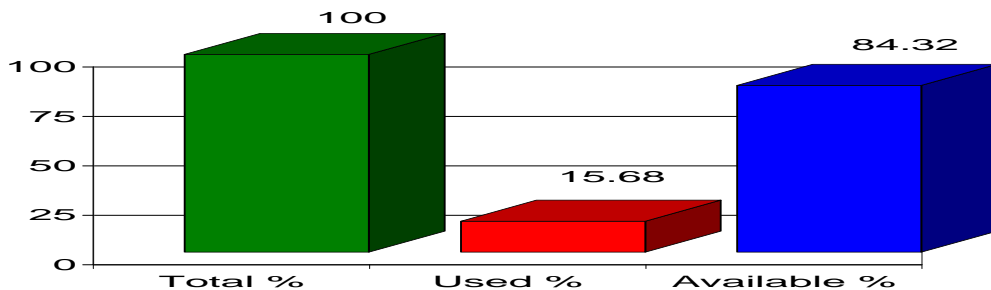
Heading: AGRIC - Chile Free Trade - 99 USN 06, Dairy
Period: 01/01/2012 **Through:** 12/31/2012
Country: Chile **Date/Time Filled:** Open
UOM: KG **Q Level:** 1,423,000 **Ent-Qty:** 0 **% Filled:** 0



Heading: AGRIC - Chile Free Trade - 99 USN 07, Dairy
Period: 01/01/2012 **Through:** 12/31/2012
Country: Chile **Date/Time Filled:** Open
UOM: KG **Q Level:** 777,000 **Ent-Qty:** 515,537 **% Filled:** 66.35

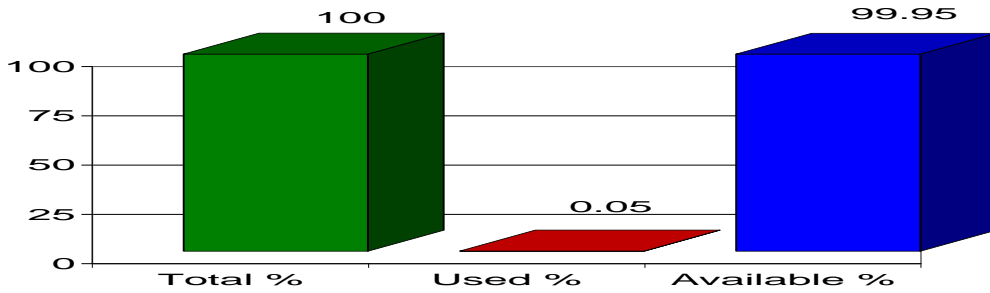


Heading: AGRIC - Chile Free Trade - 99 USN 08, Concentrated/Condensed Milk
Period: 01/01/2012 **Through:** 12/31/2012
Country: Chile **Date/Time Filled:** Open
UOM: KG **Q Level:** 840,000 **Ent-Qty:** 131,712 **% Filled:** 15.68

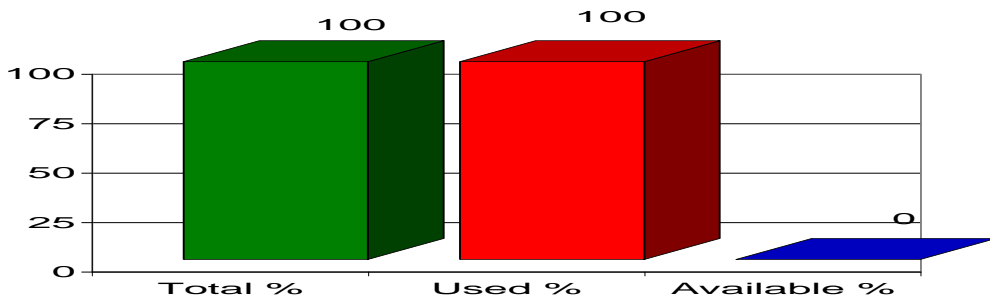


Quota Report 10/01/2012

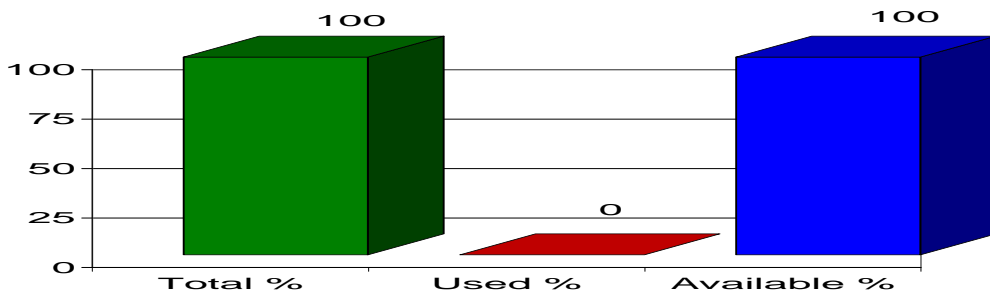
Heading: AGRIC - Chile Free Trade - 99 USN 09, Cheese
Period: 01/01/2012 **Through:** 12/31/2012
Country: Chile **Date/Time Filled:** Open
UOM: KG **Q Level:** 2,460,000 **Ent-Qty:** 1,273 **% Filled:** 0.05



Heading: AGRIC - Chile Free Trade - 99 USN 10, Avocados
Period: 10/01/2012 **Through:** 12/31/2012
Country: Chile **Date/Time Filled:** Open
UOM: KG **Q Level:** 0 **Ent-Qty:** BANNED **% Filled:** 100

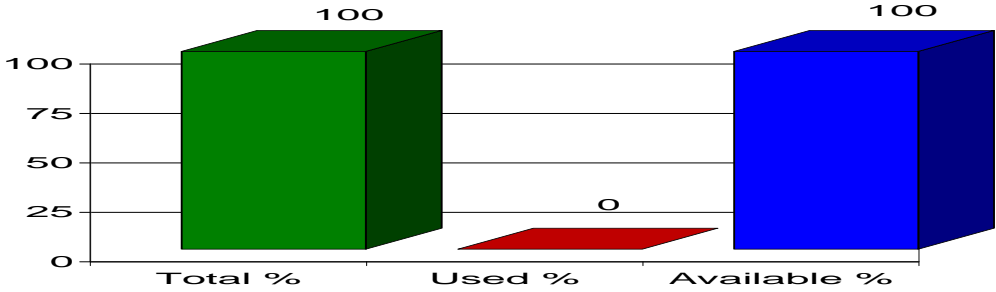


Heading: AGRIC - Chile Free Trade - 99 USN 11, Avocados
Period: 10/01/2012 **Through:** 12/31/2012
Country: Chile **Date/Time Filled:** Open
UOM: KG **Q Level:** 50,233,000 **Ent-Qty:** 0 **% Filled:** 0

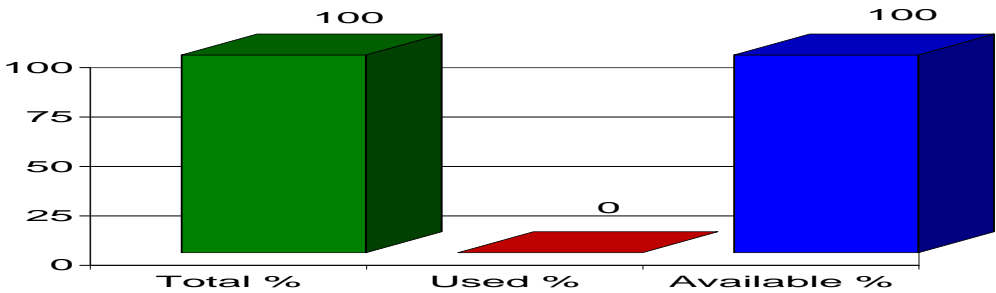


Quota Report 10/01/2012

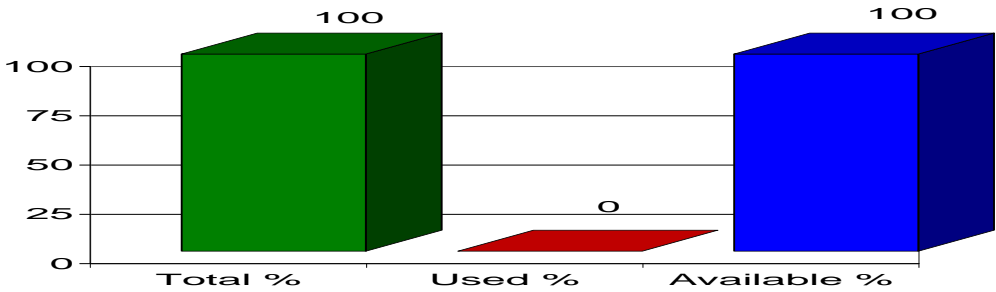
Heading: **AGRIC - Chile Free Trade - 99 USN 14, Tobacco**
Period: **01/01/2012** Through: **12/31/2012**
Country: **Chile** Date/Time Filled: **Open**
UOM: **KG** Q Level: **912,000** Ent-Qty: **0** % Filled: **0**



Heading: **AGRIC - Chile Free Trade - 99 USN 17, Hotel/Restaurant Table & Kitchenware**
Period: **01/01/2012** Through: **12/31/2012**
Country: **Chile** Date/Time Filled: **Open**
UOM: **DP** Q Level: **20,000** Ent-Qty: **0** % Filled: **0**

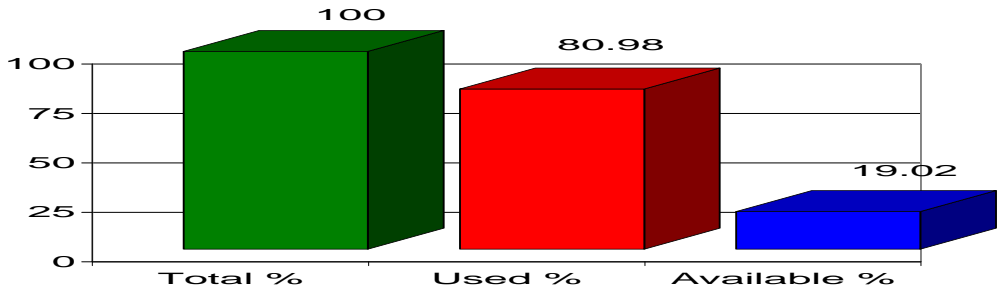


Heading: **AGRIC - Israel Free Trade - 99 USN 03, Butter, Fresh or Sour Cream**
Period: **01/01/2012** Through: **12/31/2012**
Country: **Israel** Date/Time Filled: **Open**
UOM: **KG** Q Level: **466,000** Ent-Qty: **0** % Filled: **0**

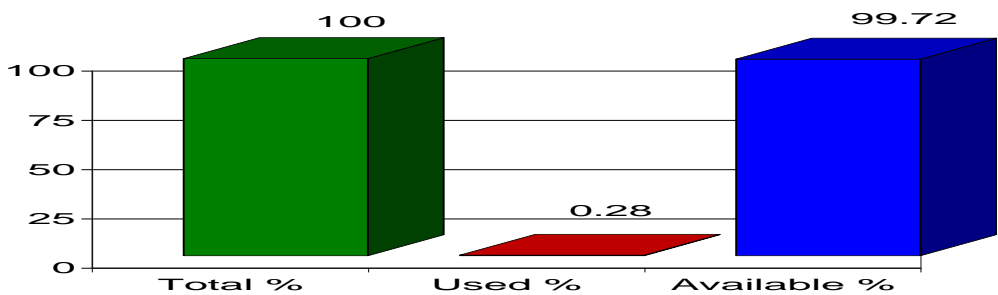


Quota Report 10/01/2012

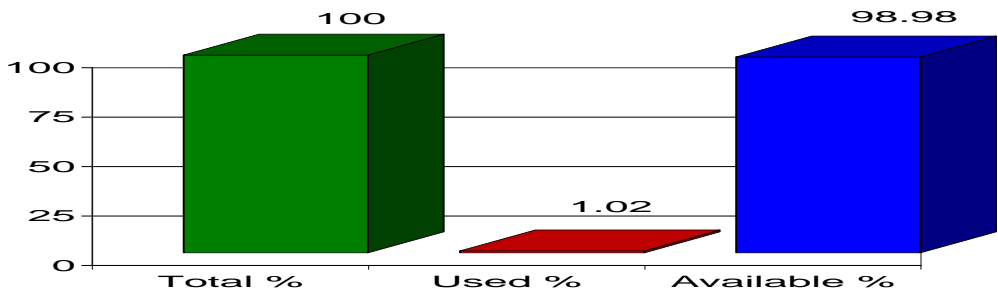
Heading: AGRIC - Israel Free Trade - 99 USN 04, Dried Milk
Period: 01/01/2012 **Through:** 12/31/2012
Country: Israel **Date/Time Filled:** Open
UOM: KG **Q Level:** 1,304,000 **Ent-Qty:** 1,056,000 **% Filled:** 80.98



Heading: AGRIC - Israel Free Trade - 99 USN 05, Cheese, Cheese Substitutes
Period: 01/01/2012 **Through:** 12/31/2012
Country: Israel **Date/Time Filled:** Open
UOM: KG **Q Level:** 1,534,000 **Ent-Qty:** 4,294 **% Filled:** 0.28

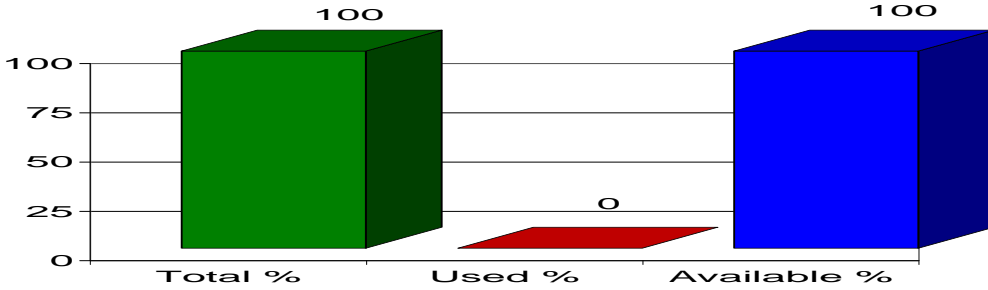


Heading: AGRIC - Israel Free Trade - 99 USN 06, Peanuts
Period: 01/01/2012 **Through:** 12/31/2012
Country: Israel **Date/Time Filled:** Open
UOM: KG **Q Level:** 131,000 **Ent-Qty:** 1,342 **% Filled:** 1.02

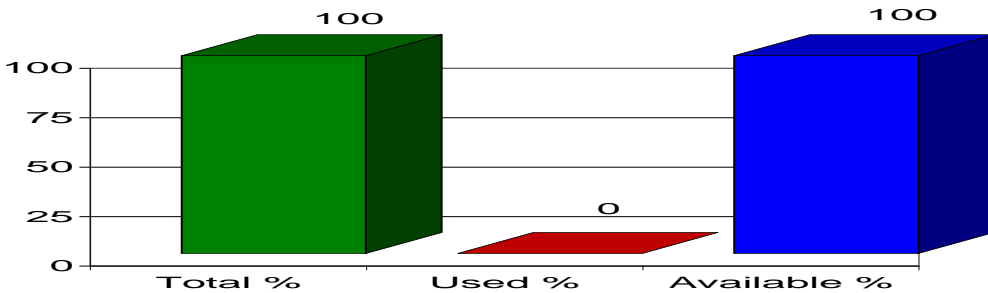


Quota Report 10/01/2012

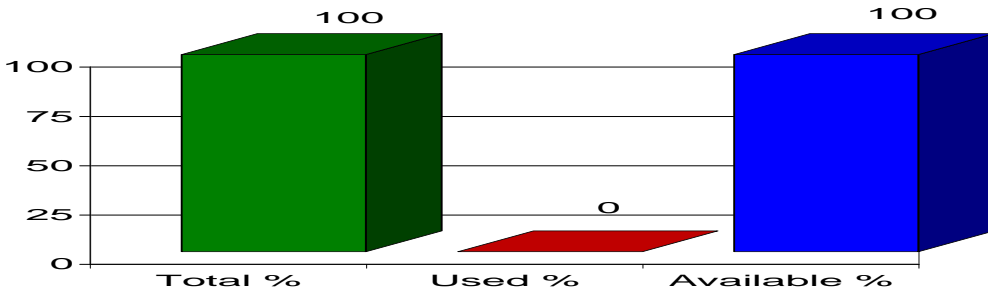
Heading: **AGRIC - Israel Free Trade - 99 USN 07, Ice Cream**
Period: **01/01/2012** Through: **12/31/2012**
Country: **Israel** Date/Time Filled: **Open**
UOM: **L** Q Level: **707,000** Ent-Qty: **0** % Filled: **0**



Heading: **AGRIC - Morocco Free Trade - 99 USN 03, Beef**
Period: **01/01/2012** Through: **12/31/2012**
Country: **Morocco** Date/Time Filled: **Open**
UOM: **KG** Q Level: **18,980** Ent-Qty: **0** % Filled: **0**

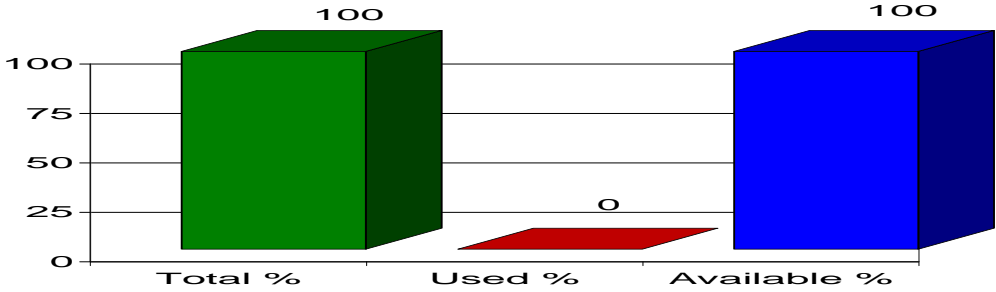


Heading: **AGRIC - Morocco Free Trade - 99 USN 04, Liquid Dairy**
Period: **01/01/2012** Through: **12/31/2012**
Country: **Morocco** Date/Time Filled: **Open**
UOM: **L** Q Level: **1,898** Ent-Qty: **0** % Filled: **0**

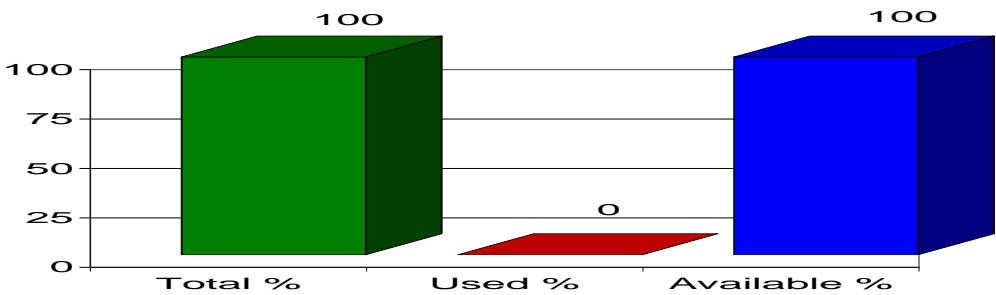


Quota Report 10/01/2012

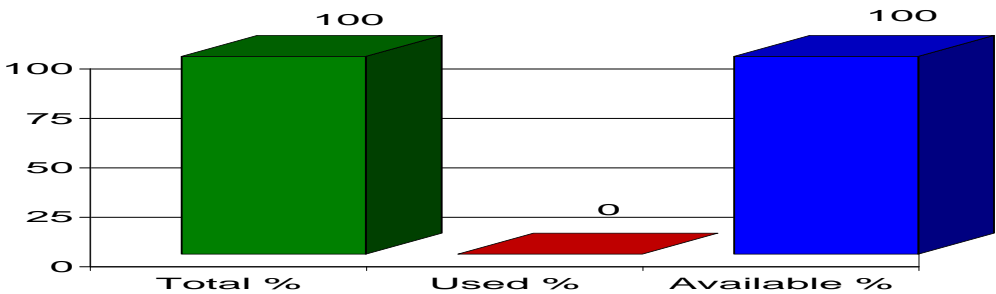
Heading: **AGRIC - Morocco Free Trade - 99 USN 05, Butter**
Period: **01/01/2012** Through: **12/31/2012**
Country: **Morocco** Date/Time Filled: **Open**
UOM: **KG** Q Level: **12,653** Ent-Qty: **0** % Filled: **0**



Heading: **AGRIC - Morocco Free Trade - 99 USN 06, Milk Powder**
Period: **01/01/2012** Through: **12/31/2012**
Country: **Morocco** Date/Time Filled: **Open**
UOM: **KG** Q Level: **12,653** Ent-Qty: **0** % Filled: **0**

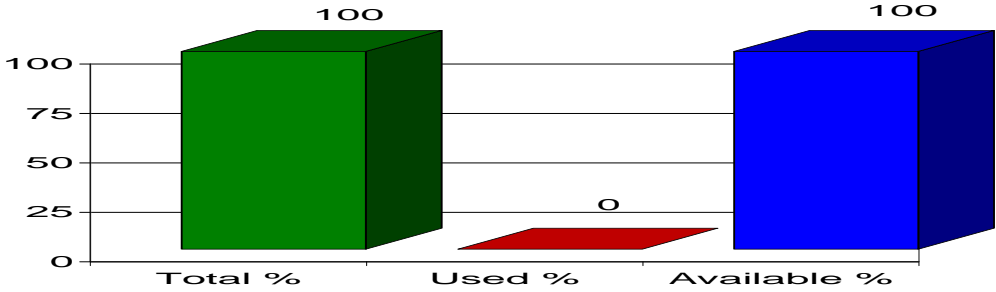


Heading: **AGRIC - Morocco Free Trade - 99 USN 07, Other Dairy Products**
Period: **01/01/2012** Through: **12/31/2012**
Country: **Morocco** Date/Time Filled: **Open**
UOM: **KG** Q Level: **18,980** Ent-Qty: **0** % Filled: **0**

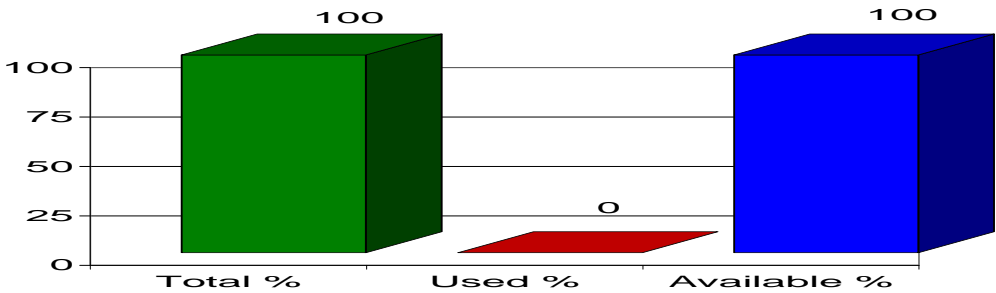


Quota Report 10/01/2012

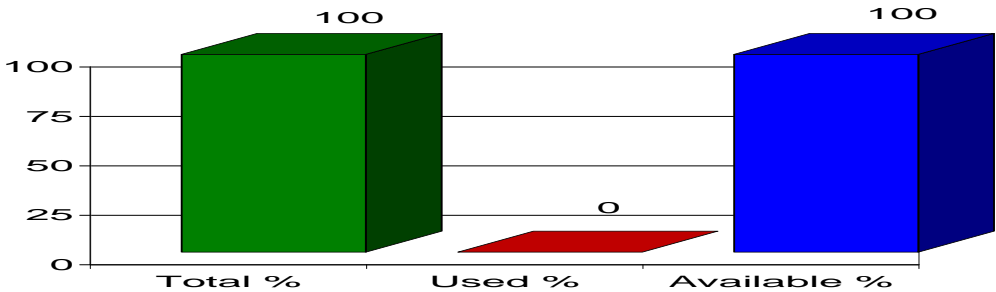
Heading: **AGRIC - Morocco Free Trade - 99 USN 08, Cheese**
Period: **01/01/2012** Through: **12/31/2012**
Country: **Morocco** Date/Time Filled: **Open**
UOM: **KG** Q Level: **37,960** Ent-Qty: **0** % Filled: **0**



Heading: **AGRIC - Morocco Free Trade - 99 USN 09, Dried Onions**
Period: **01/01/2012** Through: **12/31/2012**
Country: **Morocco** Date/Time Filled: **Open**
UOM: **KG** Q Level: **12,653** Ent-Qty: **0** % Filled: **0**

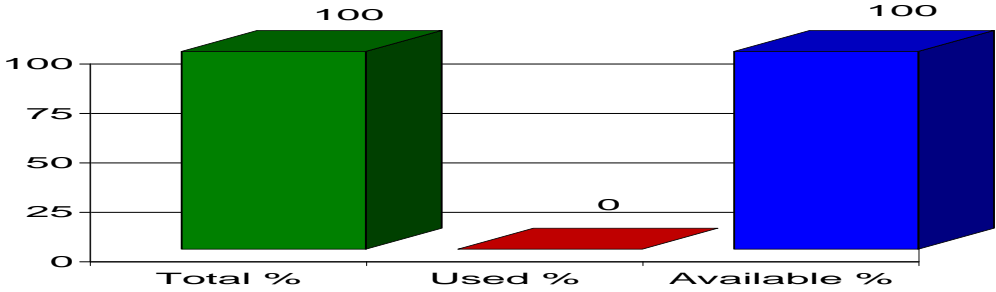


Heading: **AGRIC - Morocco Free Trade - 99 USN 10, Dried Garlic**
Period: **01/01/2012** Through: **12/31/2012**
Country: **Morocco** Date/Time Filled: **Open**
UOM: **KG** Q Level: **6,327** Ent-Qty: **0** % Filled: **0**

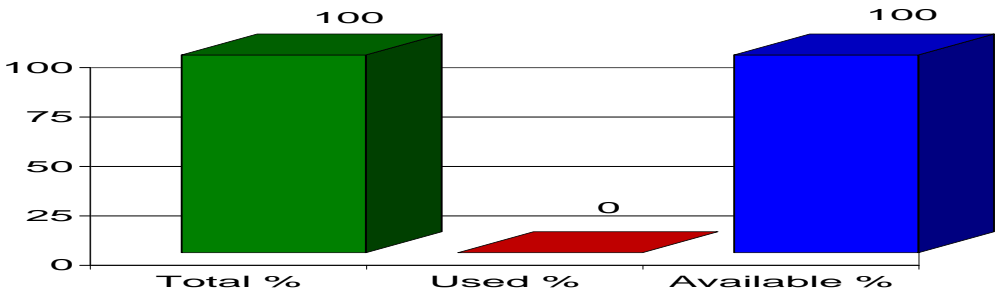


Quota Report 10/01/2012

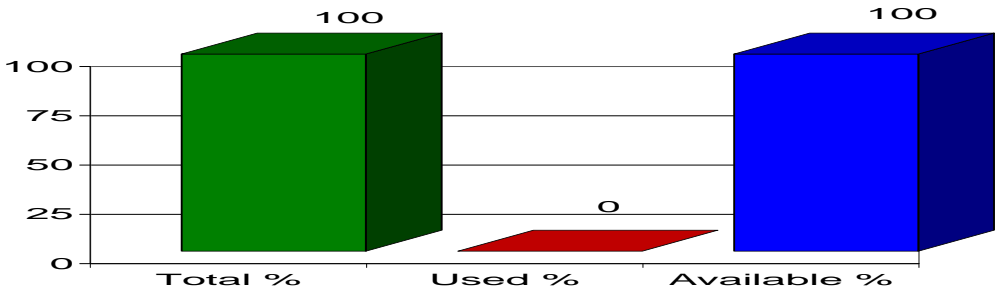
Heading: AGRIC - Morocco Free Trade - 99 USN 11, Peanuts
Period: 01/01/2012 **Through:** 12/31/2012
Country: Morocco **Date/Time Filled:** Open
UOM: KG **Q Level:** 1,265 **Ent-Qty:** 0 **% Filled:** 0



Heading: AGRIC - Morocco Free Trade - 99 USN 13, Preserved Tomato Products, Paste, Puree
Period: 01/01/2012 **Through:** 12/31/2012
Country: Morocco **Date/Time Filled:** Open
UOM: KG **Q Level:** 380,000 **Ent-Qty:** 0 **% Filled:** 0

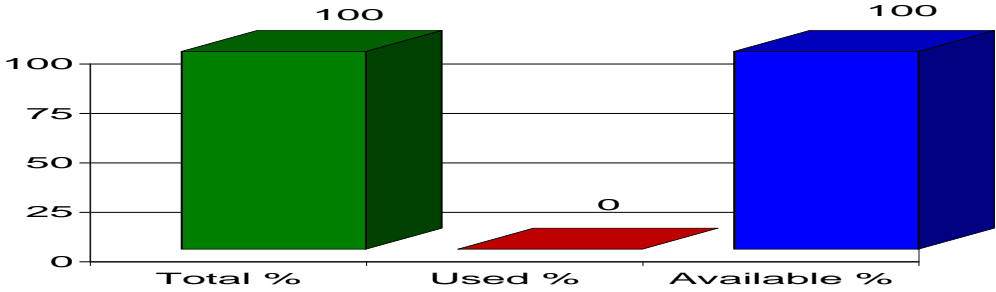


Heading: AGRIC - Morocco Free Trade - 99 USN 14, Tomato Sauces
Period: 01/01/2012 **Through:** 12/31/2012
Country: Morocco **Date/Time Filled:** Open
UOM: KG **Q Level:** 253,000 **Ent-Qty:** 0 **% Filled:** 0

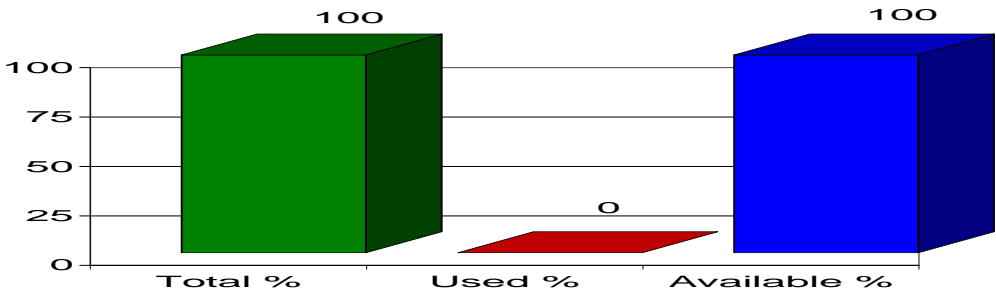


Quota Report 10/01/2012

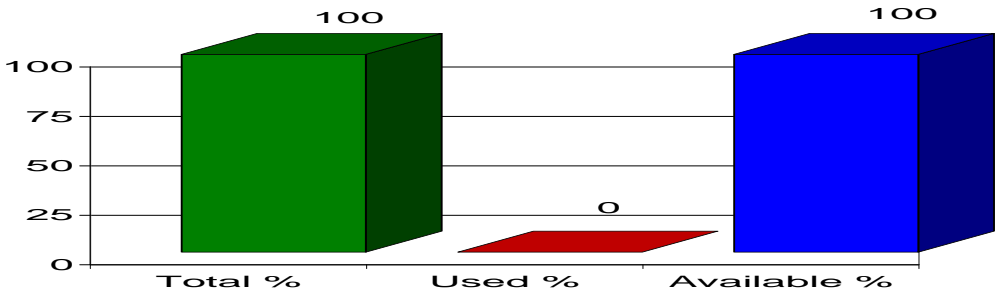
Heading: AGRIC - Morocco Free Trade - 99 USN 15, Tobacco
Period: 01/01/2012 Through: 12/31/2012
Country: Morocco Date/Time Filled: Open
UOM: KG Q Level: 6,327 Ent-Qty: 0 % Filled: 0



Heading: AGRIC - Morocco Free Trade - 99 USN 16, Cotton
Period: 01/01/2012 Through: 12/31/2012
Country: Morocco Date/Time Filled: Open
UOM: KG Q Level: 6,327 Ent-Qty: 0 % Filled: 0

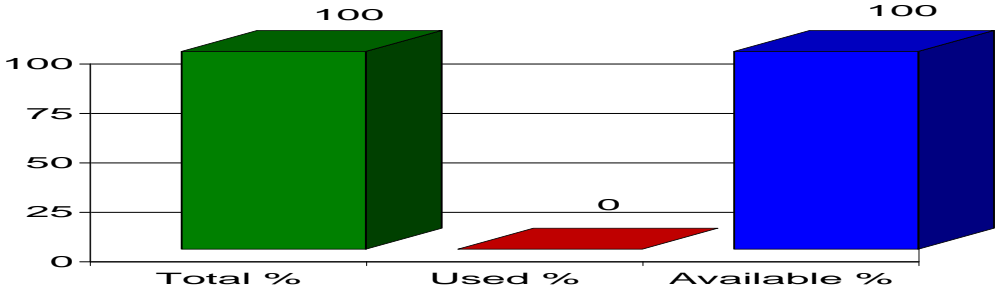


Heading: AGRIC - Oman Free Trade - 99 USN 03, Beef
Period: 01/01/2012 Through: 12/31/2012
Country: Oman Date/Time Filled: Open
UOM: KG Q Level: 19,965 Ent-Qty: 0 % Filled: 0

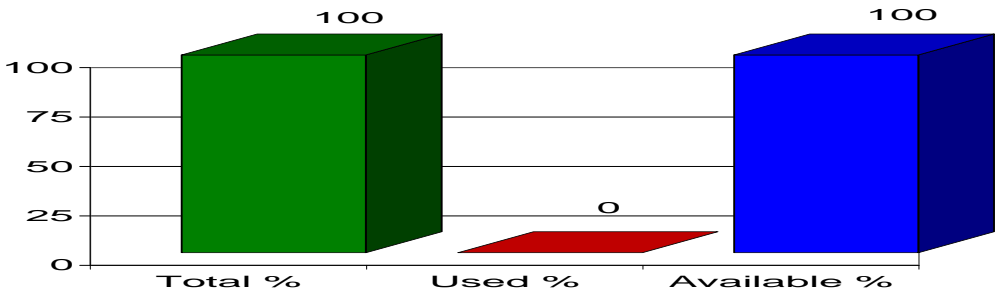


Quota Report 10/01/2012

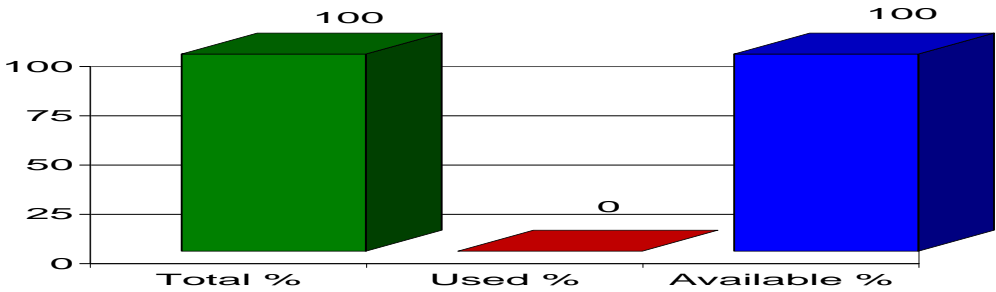
Heading: AGRIC - Oman Free Trade - 99 USN 04, Liquid Dairy
Period: 01/01/2012 **Through:** 12/31/2012
Country: Oman **Date/Time Filled:** Open
UOM: L **Q Level:** 1,330 **Ent-Qty:** 0 **% Filled:** 0



Heading: AGRIC - Oman Free Trade - 99 USN 05, Butter
Period: 01/01/2012 **Through:** 12/31/2012
Country: Oman **Date/Time Filled:** Open
UOM: KG **Q Level:** 6,665 **Ent-Qty:** 0 **% Filled:** 0

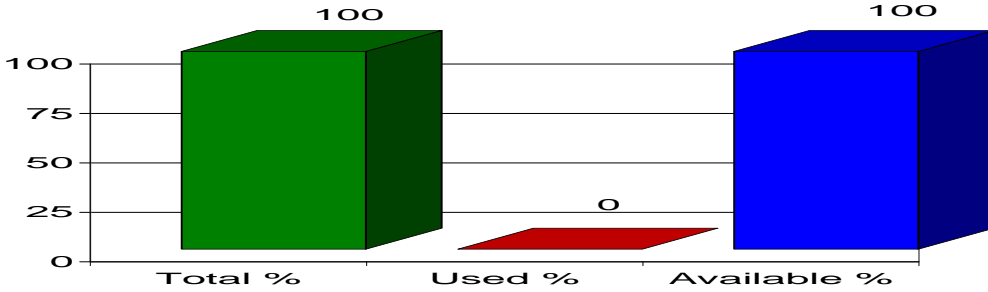


Heading: AGRIC - Oman Free Trade - 99 USN 06, Milk Powder
Period: 01/01/2012 **Through:** 12/31/2012
Country: Oman **Date/Time Filled:** Open
UOM: KG **Q Level:** 6,665 **Ent-Qty:** 0 **% Filled:** 0

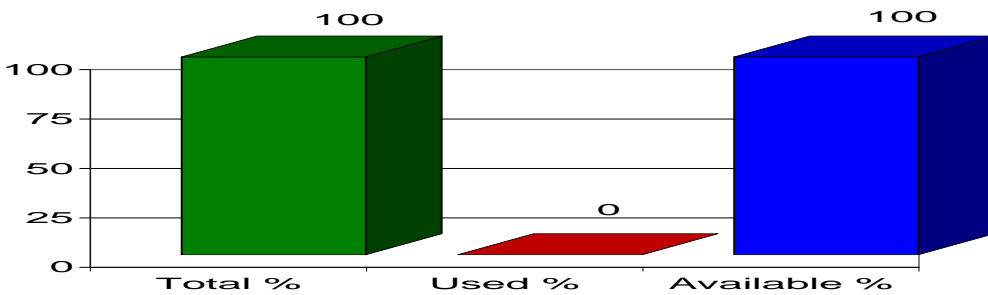


Quota Report 10/01/2012

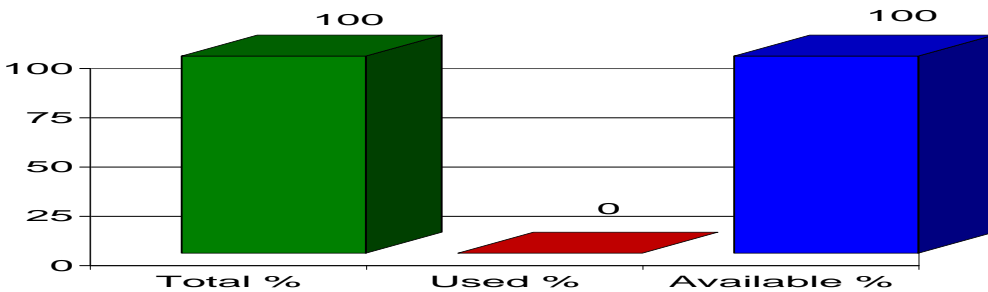
Heading: **AGRIC - Oman Free Trade - 99 USN 07, Other Dairy Products**
Period: **01/01/2012** Through: **12/31/2012**
Country: **Oman** Date/Time Filled: **Open**
UOM: **KG** Q Level: **6,665** Ent-Qty: **0** % Filled: **0**



Heading: **AGRIC - Oman Free Trade - 99 USN 08, Cheese**
Period: **01/01/2012** Through: **12/31/2012**
Country: **Oman** Date/Time Filled: **Open**
UOM: **KG** Q Level: **19,965** Ent-Qty: **0** % Filled: **0**

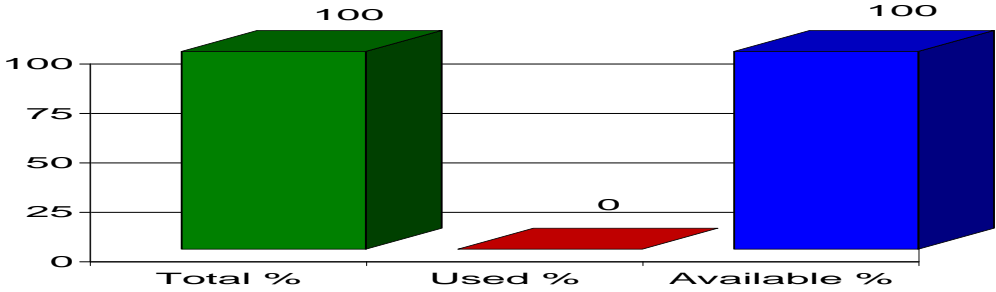


Heading: **AGRIC - Oman Free Trade - 99 USN 09, Peanuts**
Period: **01/01/2012** Through: **12/31/2012**
Country: **Oman** Date/Time Filled: **Open**
UOM: **KG** Q Level: **1,331** Ent-Qty: **0** % Filled: **0**

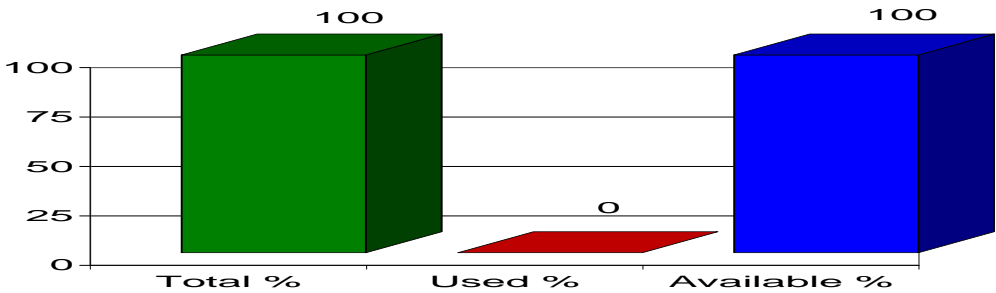


Quota Report 10/01/2012

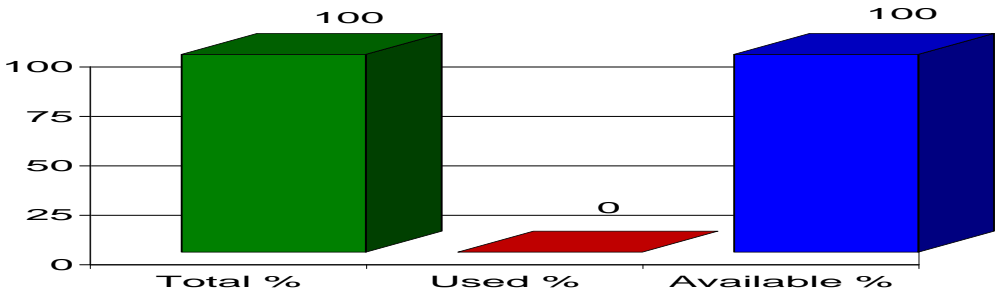
Heading: **AGRIC - Oman Free Trade - 99 USN 10, Sugar**
Period: **01/01/2012** Through: **12/31/2012**
Country: **Oman** Date/Time Filled: **Open**
UOM: **KG** Q Level: **17,364** Ent-Qty: **0** % Filled: **0**



Heading: **AGRIC - Oman Free Trade - 99 USN 11, Tobacco**
Period: **01/01/2012** Through: **12/31/2012**
Country: **Oman** Date/Time Filled: **Open**
UOM: **KG** Q Level: **6,665** Ent-Qty: **0** % Filled: **0**

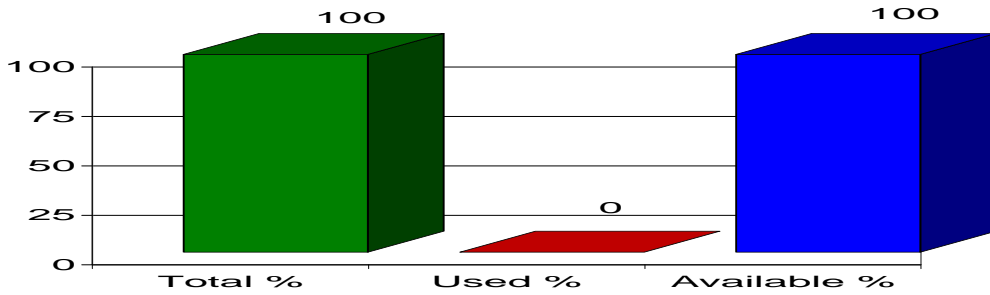


Heading: **AGRIC - Oman Free Trade - 99 USN 12, Cotton**
Period: **01/01/2012** Through: **12/31/2012**
Country: **Oman** Date/Time Filled: **Open**
UOM: **KG** Q Level: **6,665** Ent-Qty: **0** % Filled: **0**

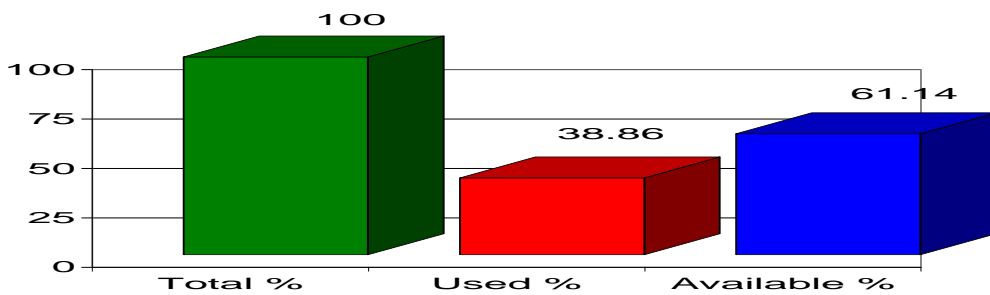


Quota Report 10/01/2012

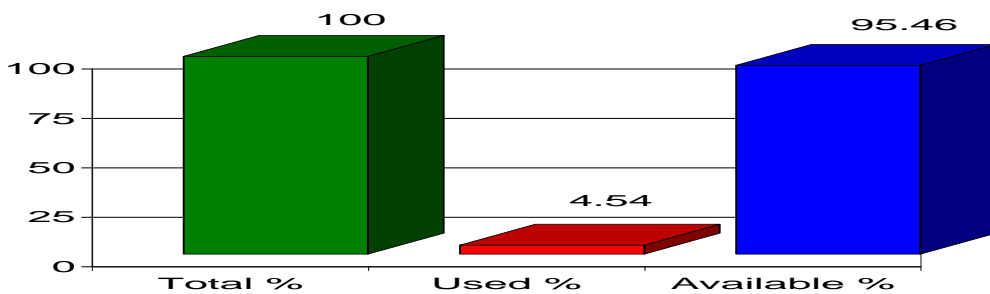
Heading: AGRIC - Peru TPA - 9822.06.15, Specialty Sugar
Period: 01/01/2012 **Through:** 12/31/2012
Country: Peru **Date/Time Filled:** Open
UOM: KG **Q Level:** 2,000,000 **Ent-Qty:** 0 **% Filled:** 0



Heading: AGRIC - Peru TPA - 99 USN 03a, Condensed/Evap Milk
Period: 01/01/2012 **Through:** 12/31/2012
Country: Peru **Date/Time Filled:** Open
UOM: KG **Q Level:** 8,430,000 **Ent-Qty:** 3,276,269 **% Filled:** 38.86

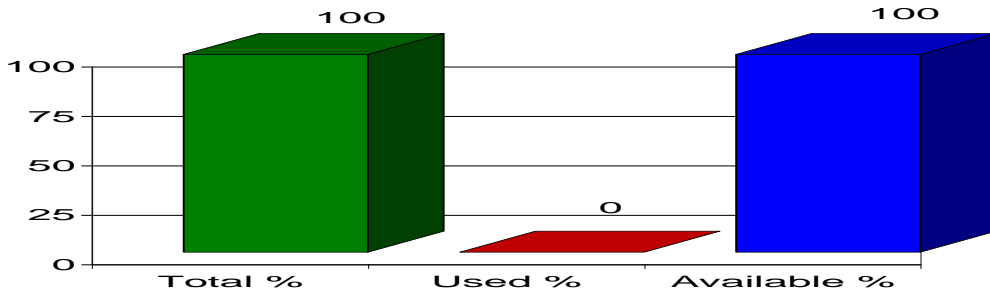


Heading: AGRIC - Peru TPA - 99 USN 04, Dairy Products
Period: 01/01/2012 **Through:** 12/31/2012
Country: Peru **Date/Time Filled:** Open
UOM: KG **Q Level:** 2,662,000 **Ent-Qty:** 120,841 **% Filled:** 4.54

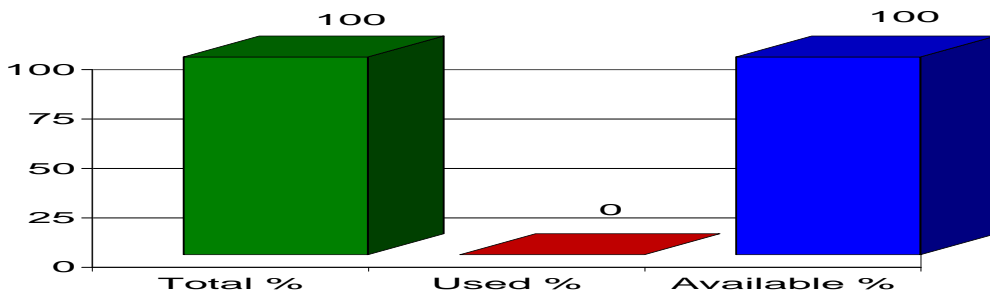


Quota Report 10/01/2012

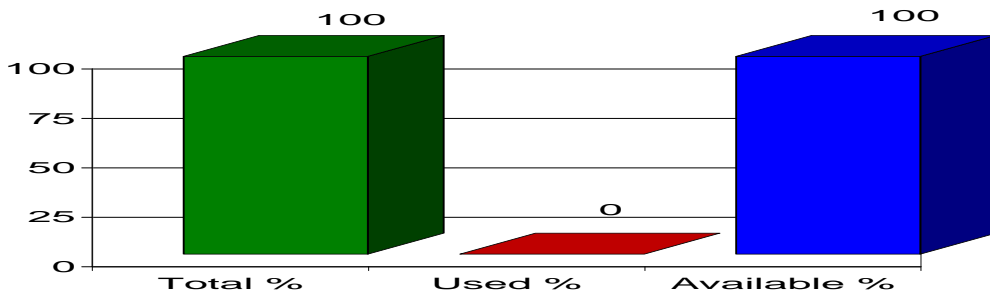
Heading: AGRIC - Peru TPA - 99 USN 05a, Cheese
Period: 01/01/2012 **Through:** 12/31/2012
Country: Peru **Date/Time Filled:** Open
UOM: KG **Q Level:** 3,512,000 **Ent-Qty:** 0 **% Filled:** 0



Heading: AGRIC - Singapore Free Trade - 99 USN 03, Beef
Period: 01/01/2012 **Through:** 12/31/2012
Country: Singapore **Date/Time Filled:** Open
UOM: KG **Q Level:** 32,154 **Ent-Qty:** 0 **% Filled:** 0

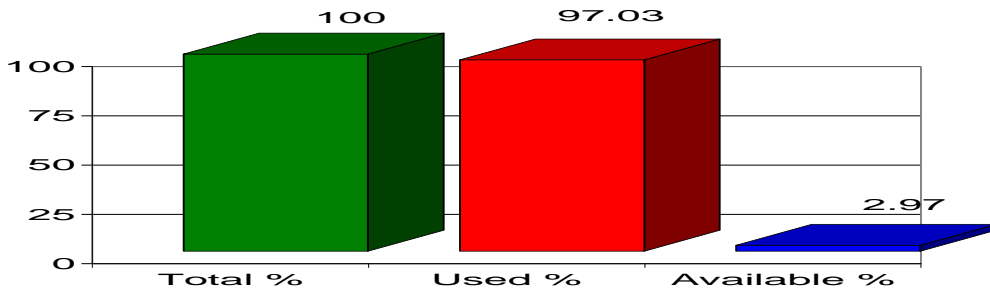


Heading: AGRIC - Singapore Free Trade - 99 USN 04, Dairy
Period: 01/01/2012 **Through:** 12/31/2012
Country: Singapore **Date/Time Filled:** Open
UOM: L **Q Level:** 2,140 **Ent-Qty:** 0 **% Filled:** 0

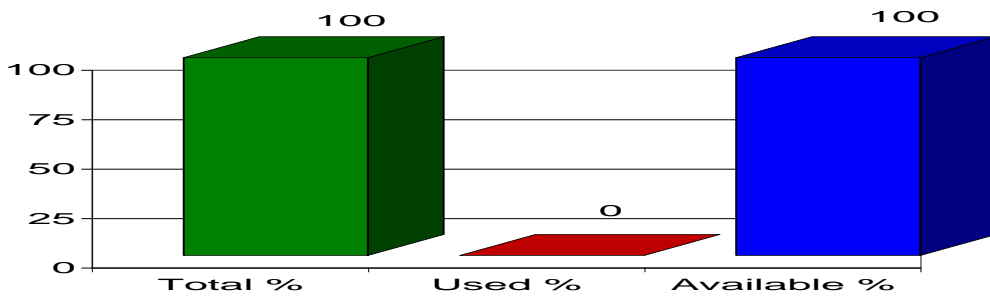


Quota Report 10/01/2012

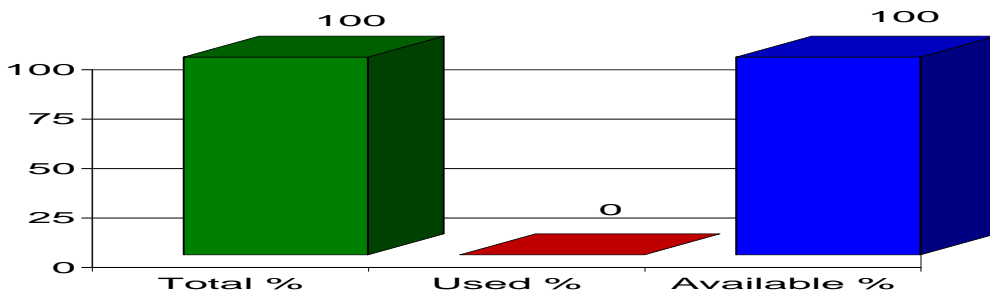
Heading: AGRIC - Singapore Free Trade - 99 USN 05, Dairy
Period: 01/01/2012 **Through:** 12/31/2012
Country: Singapore **Date/Time Filled:** Open
UOM: KG **Q Level:** 10,718 **Ent-Qty:** 10,400 **% Filled:** 97.03



Heading: AGRIC - Singapore Free Trade - 99 USN 06, Dairy
Period: 01/01/2012 **Through:** 12/31/2012
Country: Singapore **Date/Time Filled:** Open
UOM: KG **Q Level:** 10,178 **Ent-Qty:** 0 **% Filled:** 0

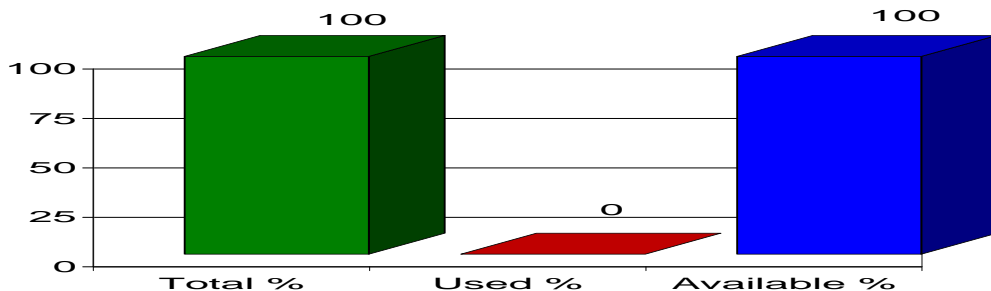


Heading: AGRIC - Singapore Free Trade - 99 USN 07, Dairy, Cocoa Products
Period: 01/01/2012 **Through:** 12/31/2012
Country: Singapore **Date/Time Filled:** Open
UOM: KG **Q Level:** 10,718 **Ent-Qty:** 0 **% Filled:** 0

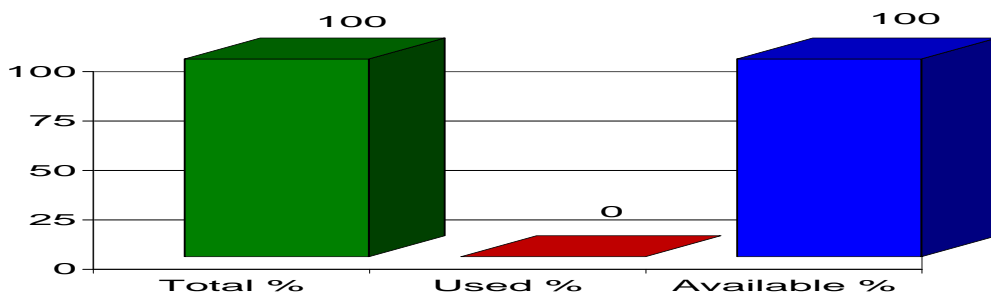


Quota Report 10/01/2012

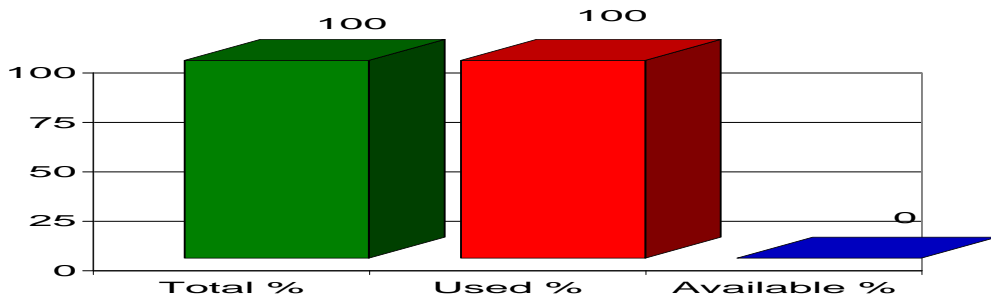
Heading: AGRIC - Singapore Free Trade - 99 USN 08, Cheese
Period: 01/01/2012 **Through:** 12/31/2012
Country: Singapore **Date/Time Filled:** Open
UOM: KG **Q Level:** 29,231 **Ent-Qty:** 0 **% Filled:** 0



Heading: AGRIC - Singapore Free Trade - 99 USN 09, Peanuts, Peanut Butter
Period: 01/01/2012 **Through:** 12/31/2012
Country: Singapore **Date/Time Filled:** Open
UOM: KG **Q Level:** 1,214 **Ent-Qty:** 0 **% Filled:** 0

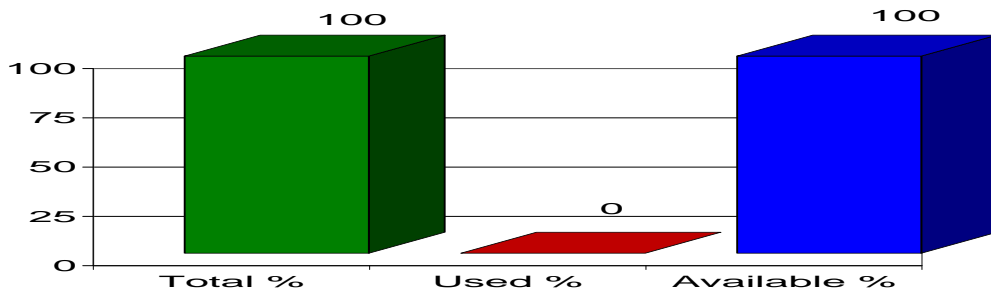


Heading: AGRIC - Singapore Free Trade - 99 USN 10, Sugar, Syrups, Mixes and Doughs
Period: 01/01/2012 **Through:** 12/31/2012
Country: Singapore **Date/Time Filled:** 03/12/2012 08:30
UOM: KG **Q Level:** 22,162 **Ent-Qty:** 22,162 **% Filled:** 100

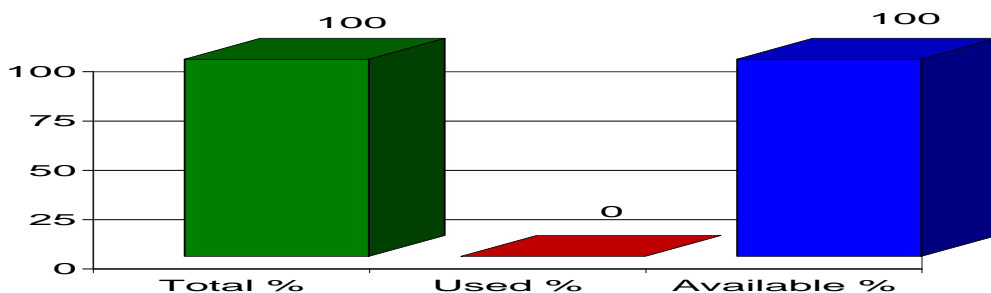


Quota Report 10/01/2012

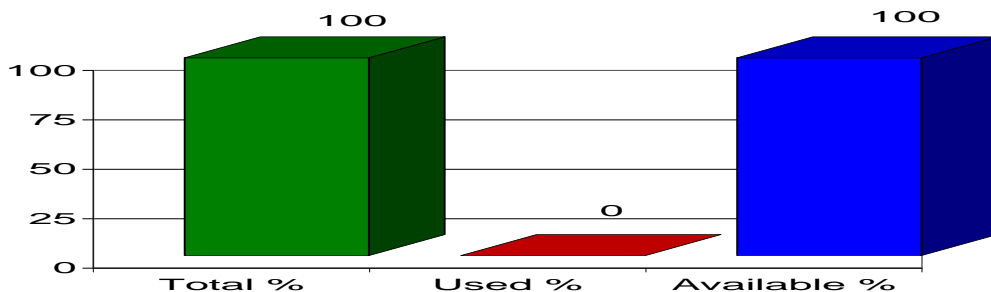
Heading: AGRIC - Singapore Free Trade - 99 USN 11, Tobacco
Period: 01/01/2012 **Through:** 12/31/2012
Country: Singapore **Date/Time Filled:** Open
UOM: KG **Q Level:** 10,718 **Ent-Qty:** 0 **% Filled:** 0



Heading: AGRIC - Singapore Free Trade - 99 USN 12, Cotton
Period: 01/01/2012 **Through:** 12/31/2012
Country: Singapore **Date/Time Filled:** Open
UOM: KG **Q Level:** 10,718 **Ent-Qty:** 0 **% Filled:** 0

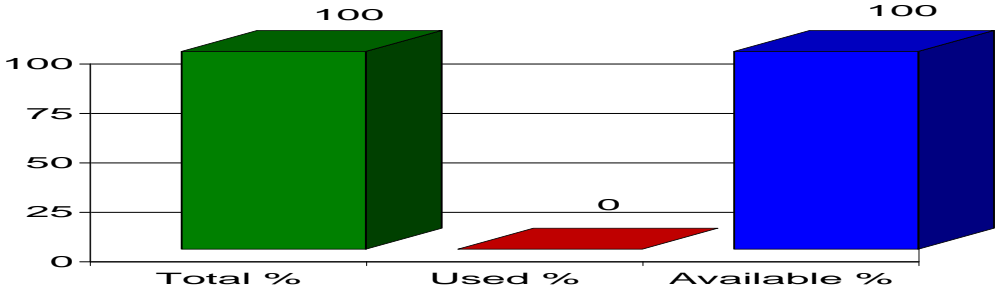


Heading: ATPDEA - Wearing Apparel and Certain Textile Products from Columbia and Ecuador
Period: 10/01/2012 **Through:** 09/30/2013
Country: All Countries **Date/Time Filled:** Open
UOM: M2 **Q Level:** 0 **Ent-Qty:** 0 **% Filled:** 0

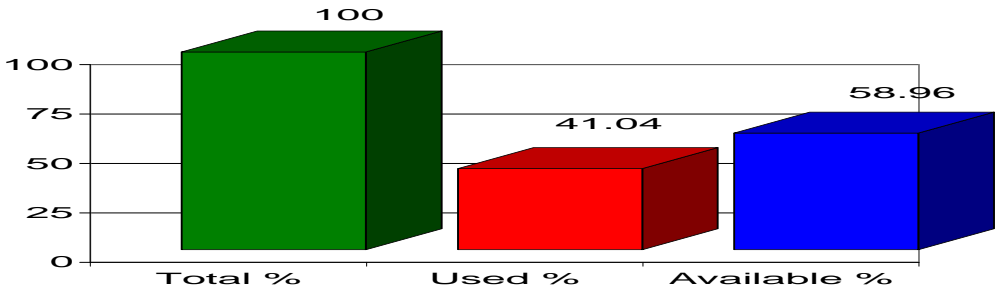


Quota Report 10/01/2012

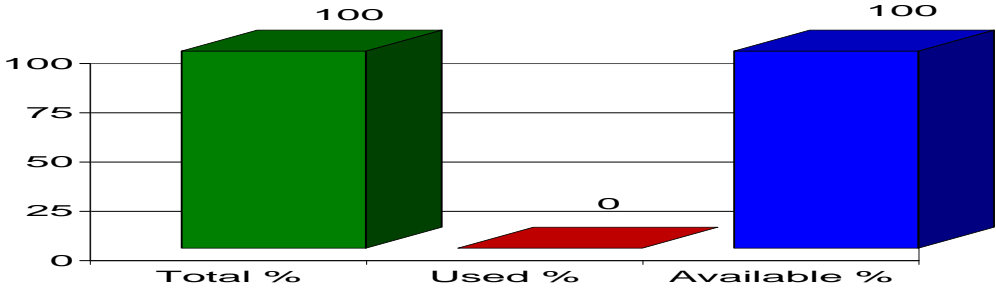
Heading: Chapter 02, Additional U.S. Note 3, Beef
 Period: 01/01/2012 Through: 12/31/2012
 Country: Argentina Date/Time Filled: Open
 UOM: KG Q Level: 20,000,000 Ent-Qty: 0 % Filled: 0



Heading: Chapter 02, Additional U.S. Note 3, Beef
 Period: 01/01/2012 Through: 12/31/2012
 Country: Australia Date/Time Filled: Open
 UOM: KG Q Level: 378,214,000 Ent-Qty: 155,228,217 % Filled: 41.04

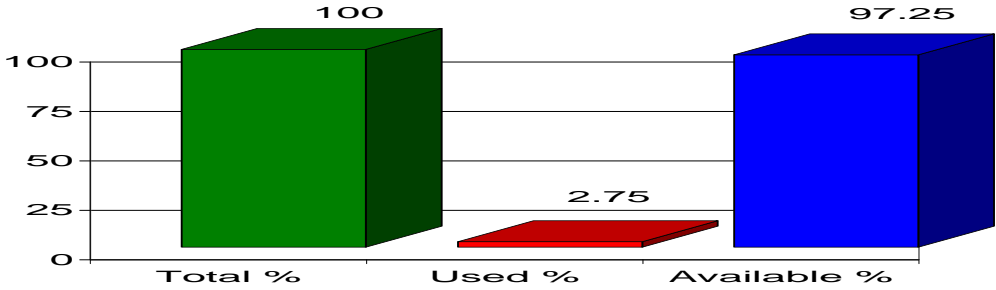


Heading: Chapter 02, Additional U.S. Note 3, Beef
 Period: 01/01/2012 Through: 12/31/2012
 Country: Canada Date/Time Filled: Open
 UOM: KG Q Level: 0 Ent-Qty: 147,207,400 % Filled: 0

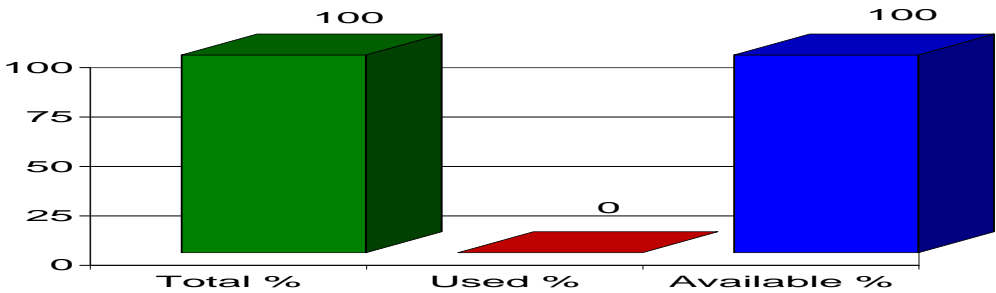


Quota Report 10/01/2012

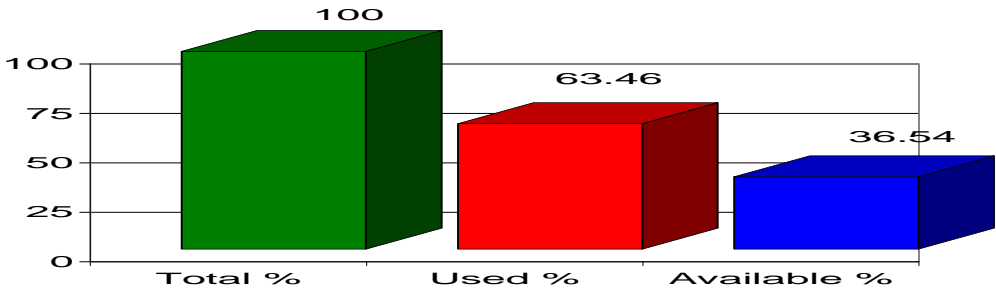
Heading: Chapter 02, Additional U.S. Note 3, Beef
Period: 01/01/2012 **Through:** 12/31/2012
Country: Japan **Date/Time Filled:** Open
UOM: KG **Q Level:** 200,000 **Ent-Qty:** 5,493 **% Filled:** 2.75



Heading: Chapter 02, Additional U.S. Note 3, Beef
Period: 01/01/2012 **Through:** 12/31/2012
Country: Mexico **Date/Time Filled:** Open
UOM: KG **Q Level:** 0 **Ent-Qty:** 61,130,218 **% Filled:** 0

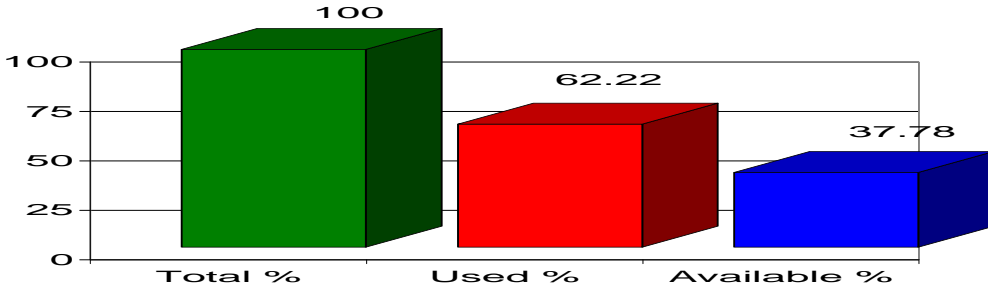


Heading: Chapter 02, Additional U.S. Note 3, Beef
Period: 01/01/2012 **Through:** 12/31/2012
Country: New Zealand **Date/Time Filled:** Open
UOM: KG **Q Level:** 213,402,000 **Ent-Qty:** 135,429,059 **% Filled:** 63.46

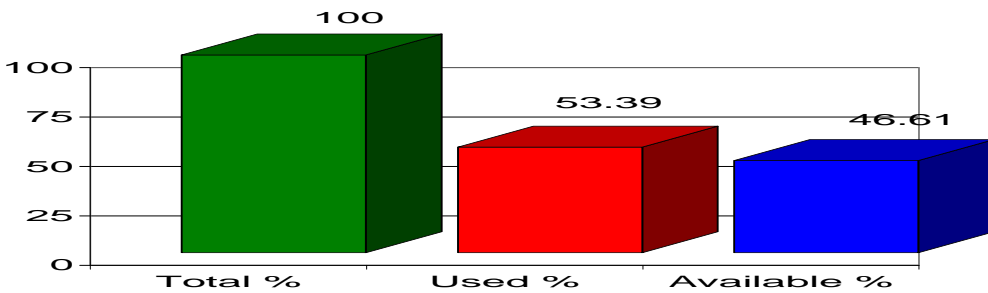


Quota Report 10/01/2012

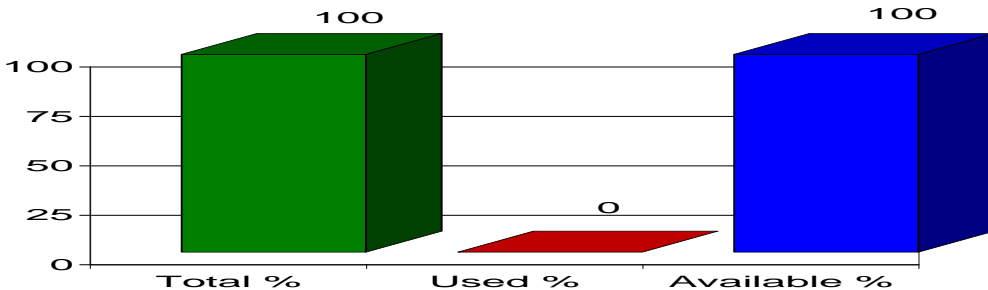
Heading: Chapter 02, Additional U.S. Note 3, Beef
Period: 01/01/2012 **Through:** 12/31/2012
Country: Uruguay **Date/Time Filled:** Open
UOM: KG **Q Level:** 20,000,000 **Ent-Qty:** 12,443,449 **% Filled:** 62.22



Heading: Chapter 02, Additional U.S. Note 3, Beef
Period: 01/01/2012 **Through:** 12/31/2012
Country: Other Countries **Date/Time Filled:** Open
UOM: KG **Q Level:** 64,805,000 **Ent-Qty:** 34,596,902 **% Filled:** 53.39

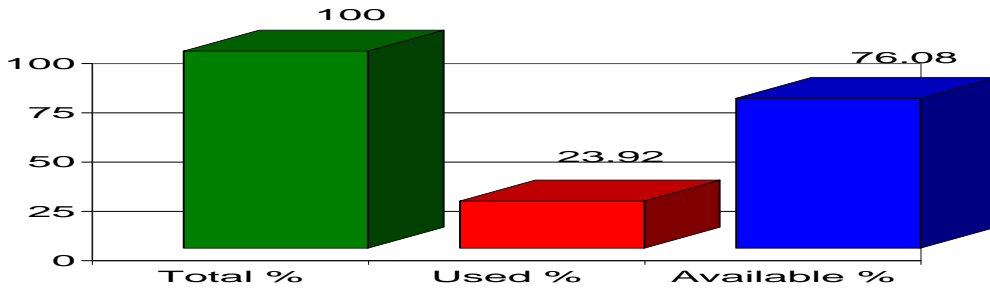


Heading: Chapter 04, Additional U.S. Note 05, Milk and Cream
Period: 01/01/2012 **Through:** 12/31/2012
Country: New Zealand (MAQ) **Date/Time Filled:** Open
UOM: L **Q Level:** 5,678,117 **Ent-Qty:** 0 **% Filled:** 0

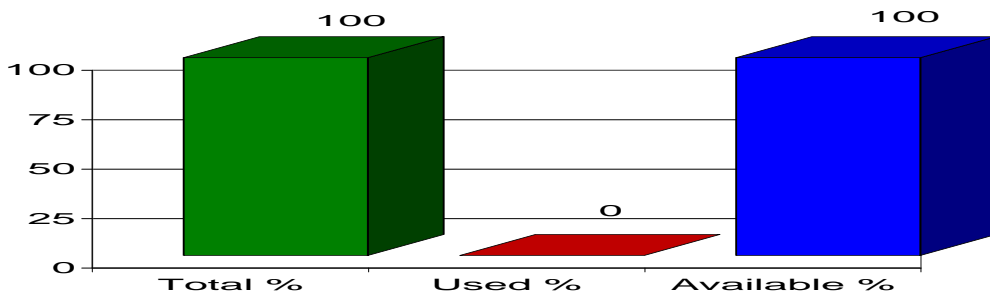


Quota Report 10/01/2012

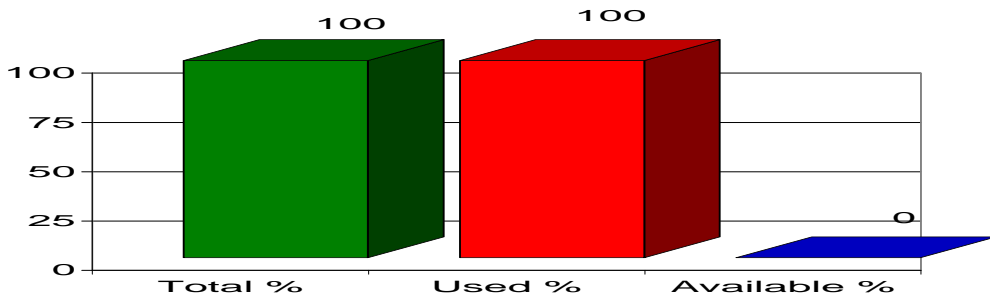
Heading: Chapter 04, Additional U.S. Note 05, Milk and Cream
Period: 01/01/2012 **Through:** 12/31/2012
Country: Any Country **Date/Time Filled:** Open
UOM: L **Q Level:** 1,016,723 **Ent-Qty:** 243,248 **% Filled:** 23.92



Heading: Chapter 04, Additional U.S. Note 09, Dried Milk and Dried Cream
Period: 01/01/2012 **Through:** 12/31/2012
Country: All Countries **Date/Time Filled:** Open
UOM: KG **Q Level:** 99,500 **Ent-Qty:** 0 **% Filled:** 0

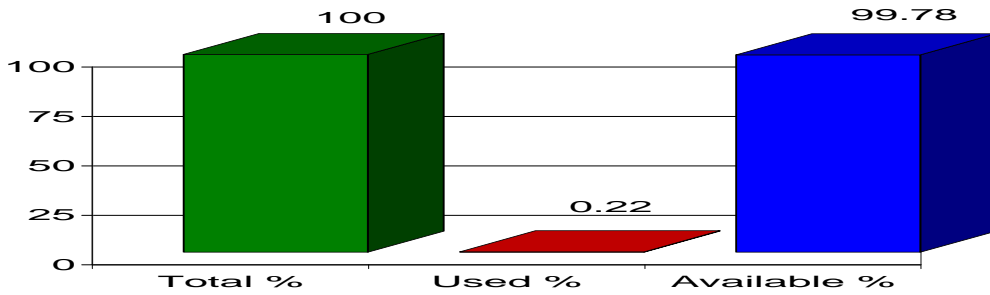


Heading: Chapter 04, Additional U.S. Note 10, Dairy Products
Period: 01/01/2012 **Through:** 12/31/2012
Country: Global Total Dairy Products **Date/Time Filled:** Open
UOM: KG **Q Level:** 4,105,000 **Ent-Qty:** 4,105,000 **% Filled:** 100

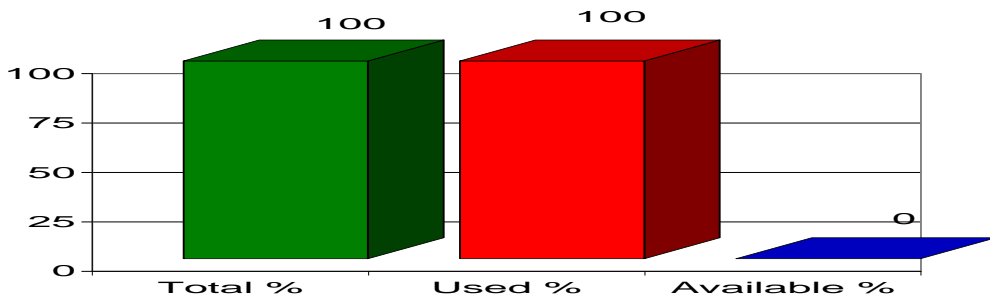


Quota Report 10/01/2012

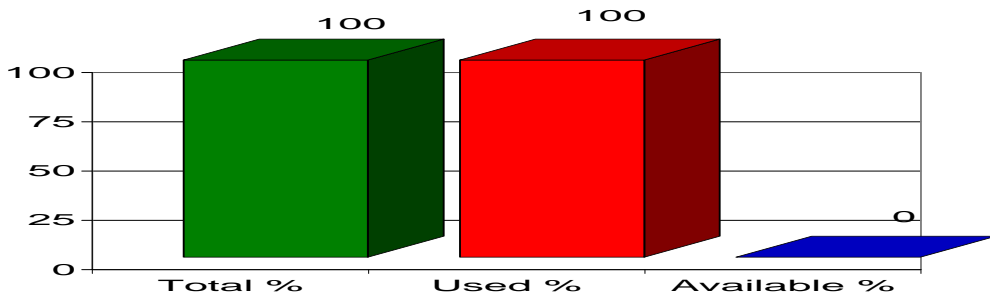
Heading: Chapter 04, Additional U.S. Note 10, Dairy Products
 Period: 01/01/2012 Through: 12/31/2012
 Country: Australia (MAQ) Date/Time Filled: Open
 UOM: KG Q Level: 1,016,046 Ent-Qty: 2,202 % Filled: 0.22



Heading: Chapter 04, Additional U.S. Note 10, Dairy Products
 Period: 01/01/2012 Through: 12/31/2012
 Country: Any Country Date/Time Filled: 03/13/2012 15:40
 UOM: KG Q Level: 2,934,733 Ent-Qty: 2,934,733 % Filled: 100

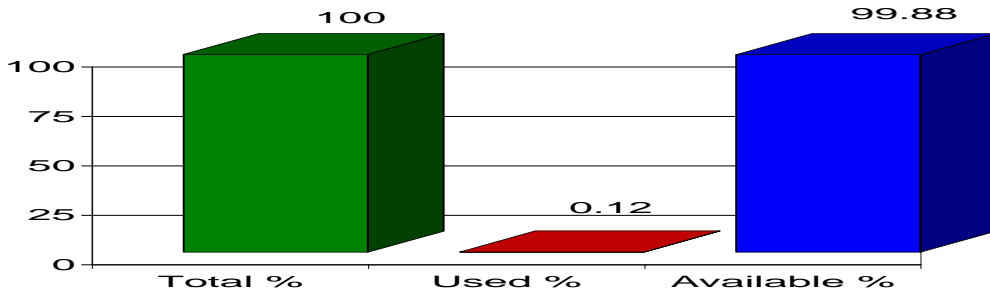


Heading: Chapter 04, Additional U.S. Note 10, Dairy Products
 Period: 01/01/2012 Through: 12/31/2012
 Country: BE/DK MAQ Date/Time Filled: 04/16/2012 10:00
 UOM: KG Q Level: 154,221 Ent-Qty: 154,221 % Filled: 100

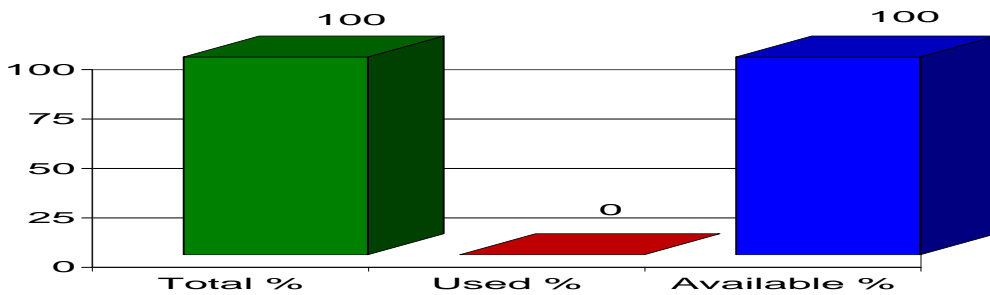


Quota Report 10/01/2012

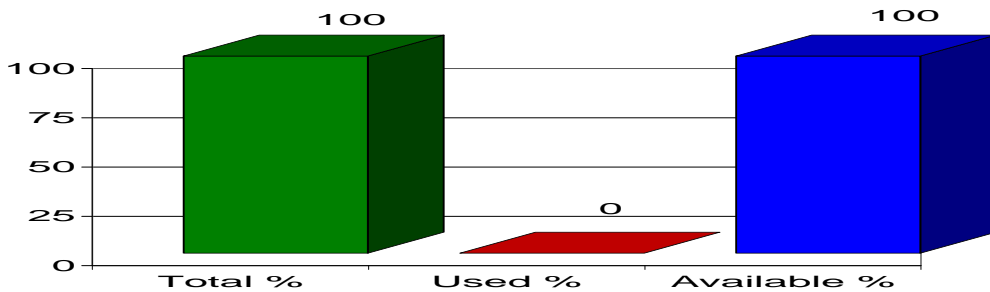
Heading: Chapter 04, Additional U.S. Note 11, Milk and Cream, Condensed or Evaporated
Period: 01/01/2012 **Through:** 12/31/2012
Country: Canada - Evap (MAQ) **Date/Time Filled:** Open
UOM: KG **Q Level:** 31,751 **Ent-Qty:** 39 **% Filled:** 0.12



Heading: Chapter 04, Additional U.S. Note 11, Milk and Cream, Condensed or Evaporated
Period: 01/01/2012 **Through:** 12/31/2012
Country: Germany - Evap (MAQ) **Date/Time Filled:** Open
UOM: KG **Q Level:** 9,979 **Ent-Qty:** 0 **% Filled:** 0

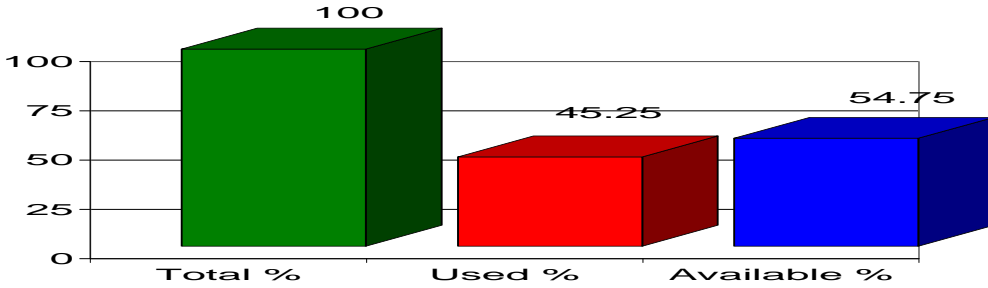


Heading: Chapter 04, Additional U.S. Note 11, Milk and Cream, Condensed or Evaporated
Period: 01/01/2012 **Through:** 12/31/2012
Country: Denmark - Evap (MAQ) **Date/Time Filled:** Open
UOM: KG **Q Level:** 4,989 **Ent-Qty:** 0 **% Filled:** 0

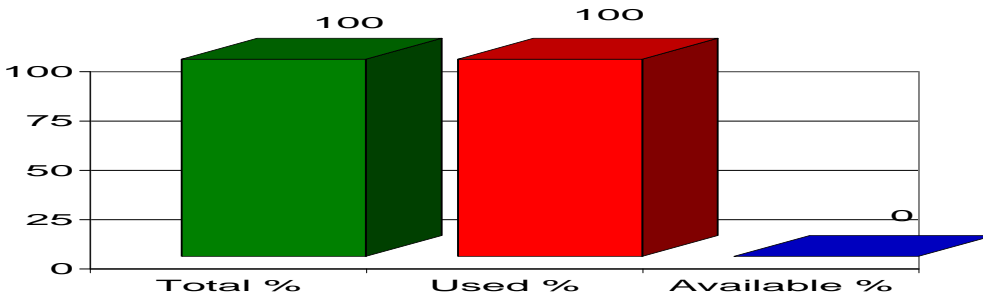


Quota Report 10/01/2012

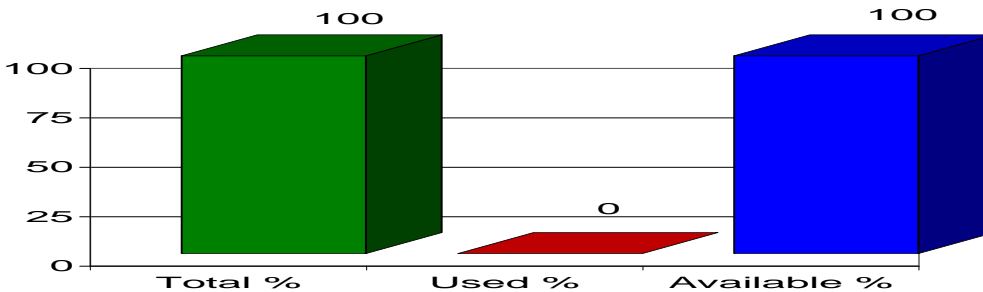
Heading: Chapter 04, Additional U.S. Note 11, Milk and Cream, Condensed or Evaporated
Period: 01/01/2012 **Through:** 12/31/2012
Country: Netherlands - Evap (MAQ) **Date/Time Filled:** Open
UOM: KG **Q Level:** 548,393 **Ent-Qty:** 248,145 **% Filled:** 45.25



Heading: Chapter 04, Additional U.S. Note 11, Milk and Cream, Condensed or Evaporated
Period: 01/01/2012 **Through:** 12/31/2012
Country: Any Country **Date/Time Filled:**
UOM: KG **Q Level:** 4,415,616 **Ent-Qty:** 4,415,616 **% Filled:** 100

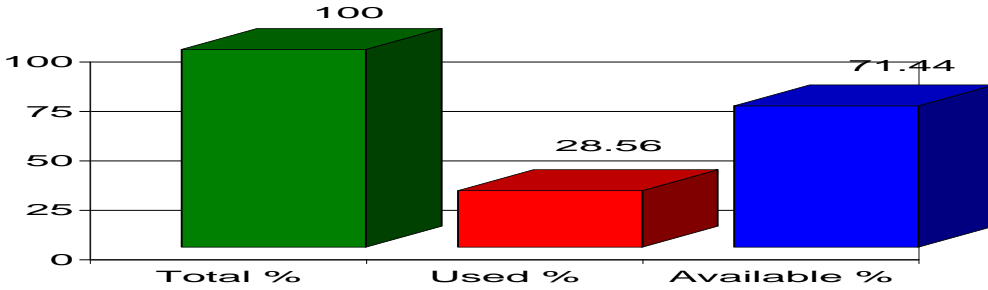


Heading: Chapter 04, Additional U.S. Note 11, Milk and Cream, Condensed or Evaporated
Period: 01/01/2012 **Through:** 12/31/2012
Country: Australia - Cond (MAQ) **Date/Time Filled:** Open
UOM: KG **Q Level:** 91,625 **Ent-Qty:** 0 **% Filled:** 0

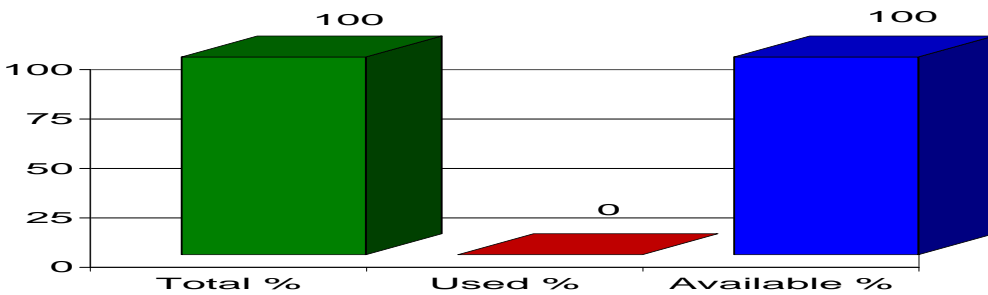


Quota Report 10/01/2012

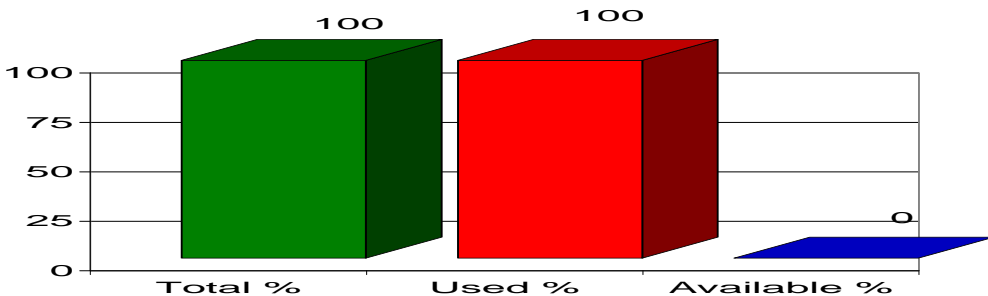
Heading: Chapter 04, Additional U.S. Note 11, Milk and Cream, Condensed or Evaporated
Period: 01/01/2012 **Through:** 12/31/2012
Country: Canada - Cond (MAQ) **Date/Time Filled:** Open
UOM: KG **Q Level:** 994,274 **Ent-Qty:** 284,008 **% Filled:** 28.56



Heading: Chapter 04, Additional U.S. Note 11, Milk and Cream, Condensed or Evaporated
Period: 01/01/2012 **Through:** 12/31/2012
Country: Denmark - Cond (MAQ) **Date/Time Filled:** Open
UOM: KG **Q Level:** 605,092 **Ent-Qty:** 0 **% Filled:** 0

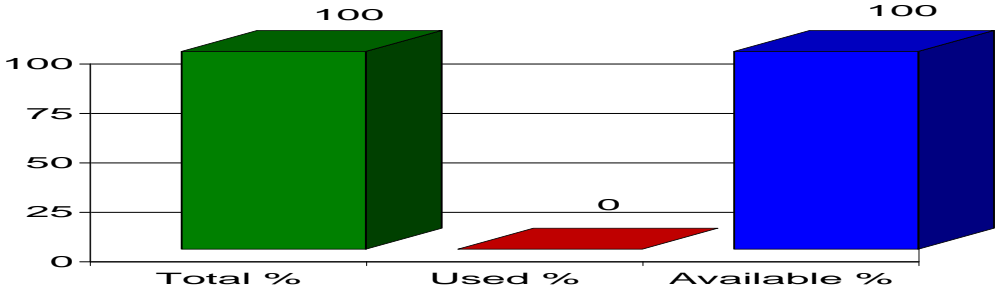


Heading: Chapter 04, Additional U.S. Note 11, Milk and Cream, Condensed or Evaporated
Period: 01/01/2012 **Through:** 12/31/2012
Country: Netherlands - Cond (MAQ) **Date/Time Filled:** 06/29/2012 14:23
UOM: KG **Q Level:** 153,314 **Ent-Qty:** 153,314 **% Filled:** 100

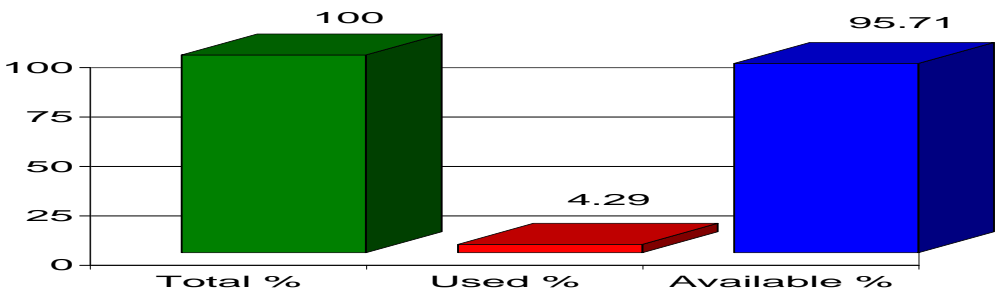


Quota Report 10/01/2012

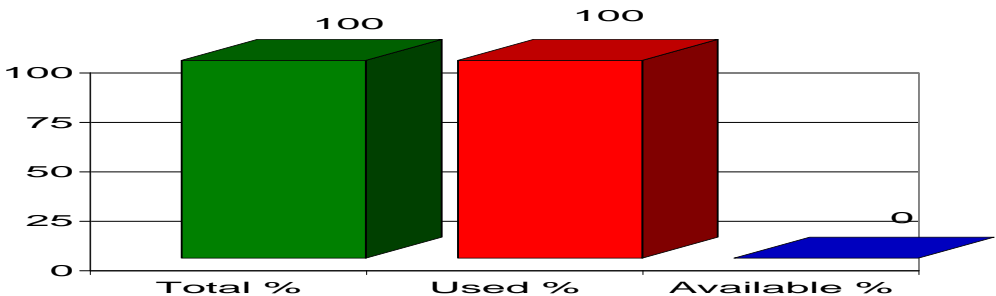
Heading: Chapter 04, Additional U.S. Note 11, Milk and Cream, Condensed or Evaporated
 Period: 01/01/2012 Through: 12/31/2012
 Country: Canada - Other Cond (MAQ) Date/Time Filled: Open
 UOM: KG Q Level: 2,267 Ent-Qty: 0 % Filled: 0



Heading: Chapter 04, Additional U.S. Note 12, Dried Cream, Dried Milk, Dried Whey
 Period: 01/01/2012 Through: 12/31/2012
 Country: All Countries Date/Time Filled: Open
 UOM: KG Q Level: 71,019 Ent-Qty: 3,050 % Filled: 4.29



Heading: Chapter 04, Additional U.S. Note 18, Canadian Cheddar Cheese
 Period: 01/01/2012 Through: 12/31/2012
 Country: Canada Date/Time Filled: 06/19/2012 14:35
 UOM: KG Q Level: 833,417 Ent-Qty: 833,417 % Filled: 100



Quota Report 10/01/2012

Heading: Chapter 04, Whole Milk - 0401.20.20

Period: 01/01/2012

Through: 12/31/2012

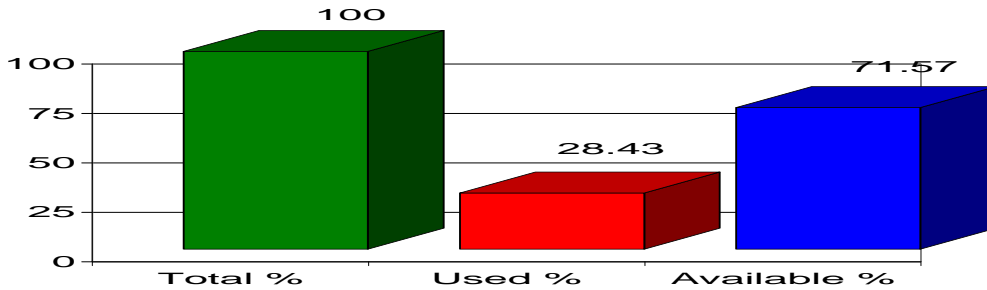
Country: All Countries

Date/Time Filled: Open

UOM: L Q Level: 11,356,236

Ent-Qty: 3,228,990

% Filled: 28.43



Heading: Chapter 12, Additional U.S. Note 2, Peanuts

Period: 04/01/2012

Through: 03/31/2013

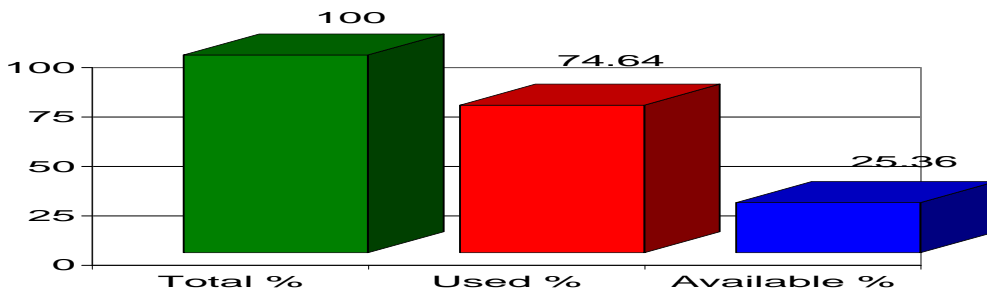
Country: Other Countries

Date/Time Filled: Open

UOM: KG Q Level: 9,005,000

Ent-Qty: 6,721,599

% Filled: 74.64



Heading: Chapter 12, Additional U.S. Note 2, Peanuts

Period: 04/01/2012

Through: 03/31/2013

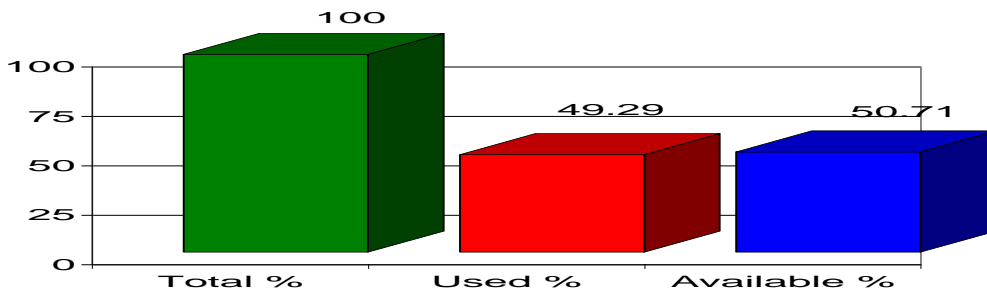
Country: Argentina

Date/Time Filled: Open

UOM: KG Q Level: 43,901,000

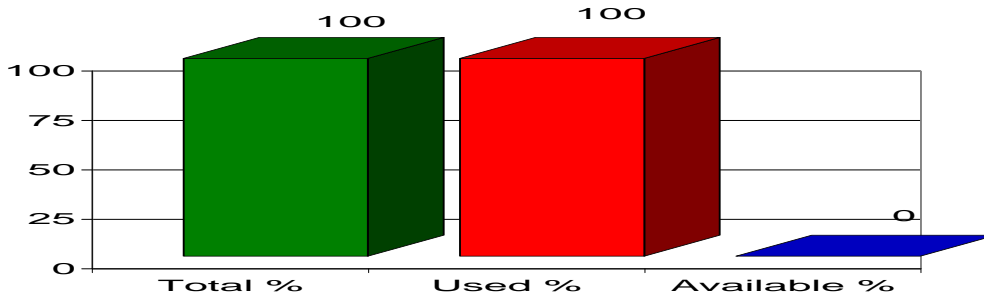
Ent-Qty: 21,640,776

% Filled: 49.29

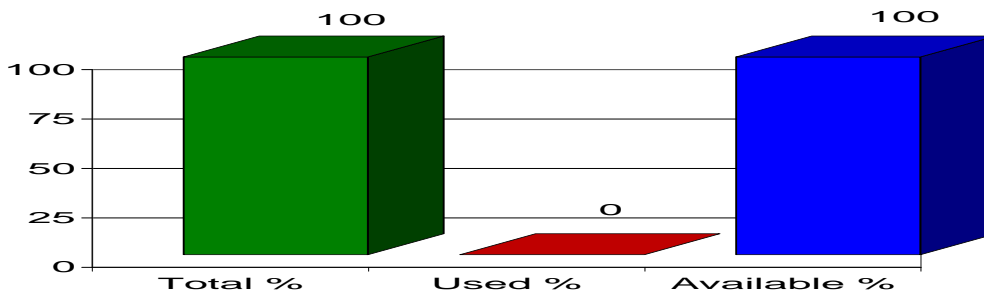


Quota Report 10/01/2012

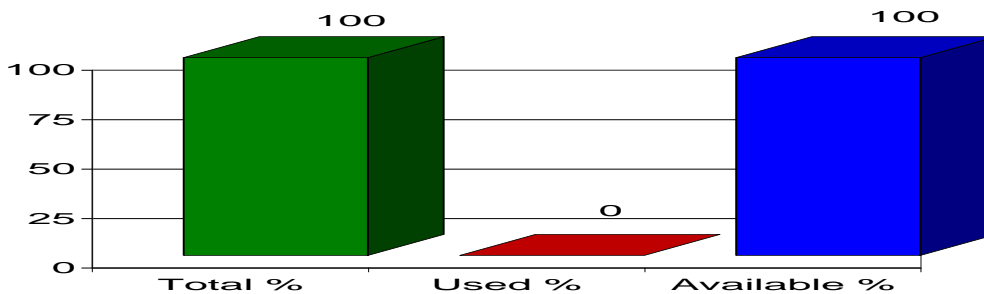
Heading: Chapter 16, Tuna - 1604.14
 Period: 01/01/2012 Through: 12/31/2012
 Country: Low Date/Time Filled: 01/03/2012 12:00
 UOM: KG Q Level: 17,270,370 Ent-Qty: 17,270,370 % Filled: 100



Heading: Chapter 16, Tuna - 1604.14
 Period: 01/01/2012 Through: 12/31/2012
 Country: High and Low Total Date/Time Filled: Open
 UOM: KG Q Level: 0 Ent-Qty: 173,294,854 % Filled: 0



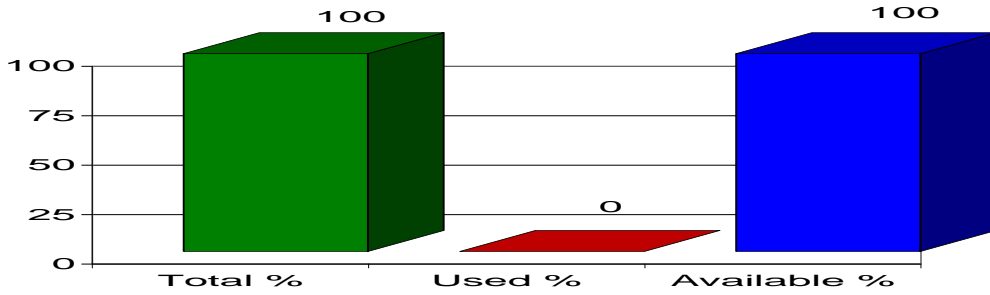
Heading: Chapter 17 AUSN 5 - Raw Sugars *** Raw sugar must be accompanied by a C.Q.E. to qualify for the low rate. ***
 Period: 10/01/2012 Through: 09/30/2013
 Country: Argentina Date/Time Filled: Open
 UOM: KG Q Level: 46,154,000 Ent-Qty: 0 % Filled: 0



Quota Report 10/01/2012

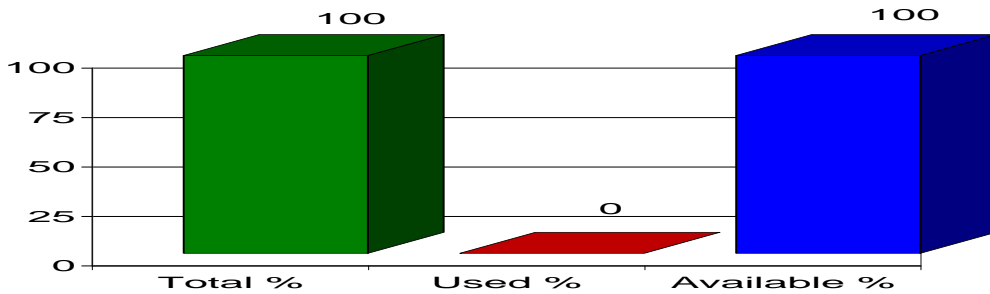
Heading: Chapter 17 AUSN 5 - Raw Sugars *** Raw sugar must be accompanied by a C.Q.E. to qualify for the low rate. ***

Period: 10/01/2012 Through: 09/30/2013
 Country: Australia Date/Time Filled: Open
 UOM: KG Q Level: 89,087,000 Ent-Qty: 0 % Filled: 0



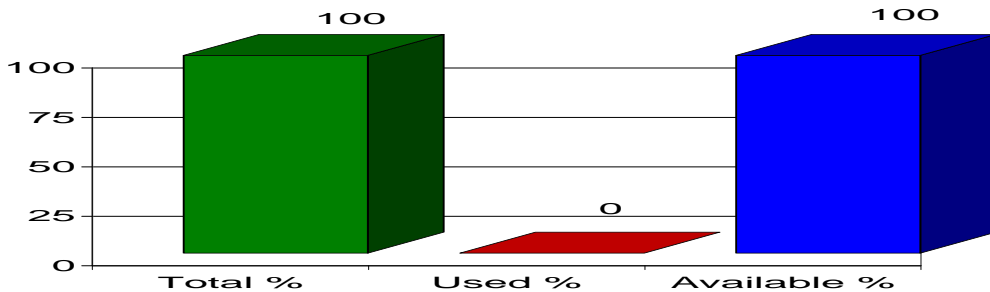
Heading: Chapter 17 AUSN 5 - Raw Sugars *** Raw sugar must be accompanied by a C.Q.E. to qualify for the low rate. ***

Period: 10/01/2012 Through: 09/30/2013
 Country: Barbados Date/Time Filled: Open
 UOM: KG Q Level: 7,513,000 Ent-Qty: 0 % Filled: 0



Heading: Chapter 17 AUSN 5 - Raw Sugars *** Raw sugar must be accompanied by a C.Q.E. to qualify for the low rate. ***

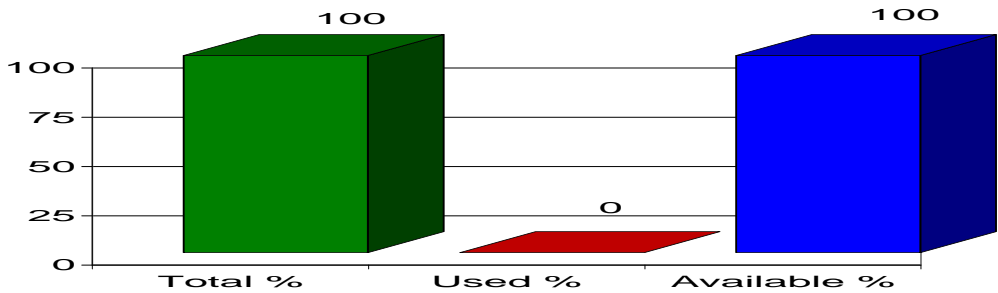
Period: 10/01/2012 Through: 09/30/2013
 Country: Bolivia Date/Time Filled: Open
 UOM: KG Q Level: 8,587,000 Ent-Qty: 0 % Filled: 0



Quota Report 10/01/2012

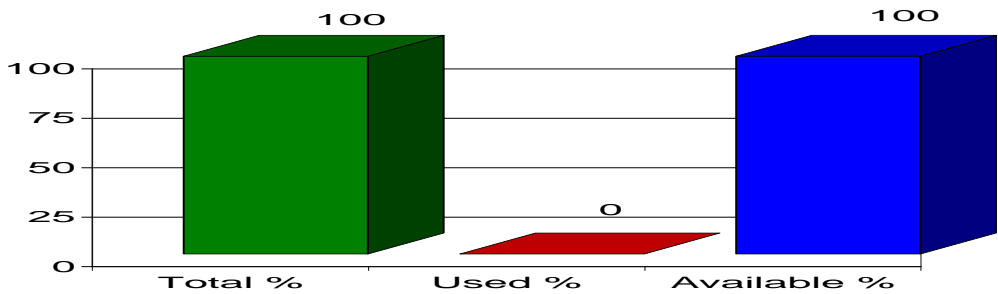
Heading: Chapter 17 AUSN 5 - Raw Sugars *** Raw sugar must be accompanied by a C.Q.E. to qualify for the low rate. ***

Period: 10/01/2012 Through: 09/30/2013
 Country: Brazil Date/Time Filled: Open
 UOM: KG Q Level: 155,634,000 Ent-Qty: 0 % Filled: 0



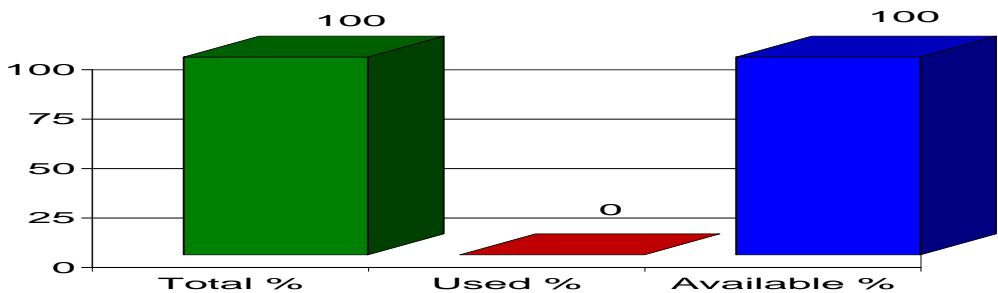
Heading: Chapter 17 AUSN 5 - Raw Sugars *** Raw sugar must be accompanied by a C.Q.E. to qualify for the low rate. ***

Period: 10/01/2012 Through: 09/30/2013
 Country: Belize Date/Time Filled: Open
 UOM: KG Q Level: 11,807,000 Ent-Qty: 0 % Filled: 0



Heading: Chapter 17 AUSN 5 - Raw Sugars *** Raw sugar must be accompanied by a C.Q.E. to qualify for the low rate. ***

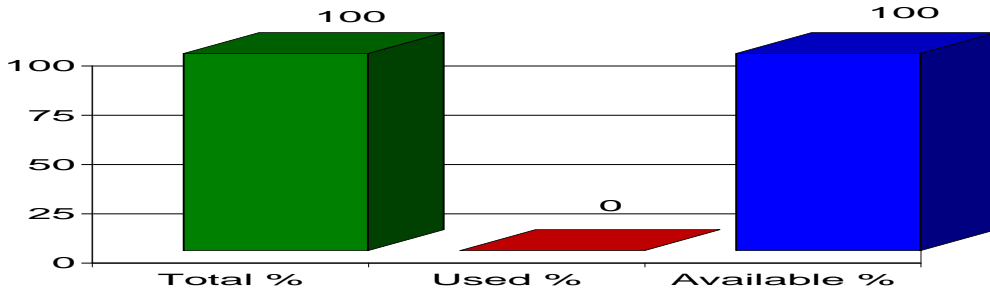
Period: 10/01/2012 Through: 09/30/2013
 Country: Congo Date/Time Filled: Open
 UOM: KG Q Level: 7,258,000 Ent-Qty: 0 % Filled: 0



Quota Report 10/01/2012

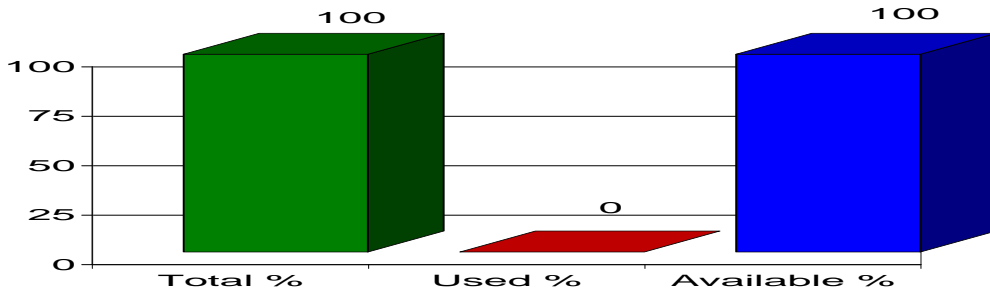
Heading: Chapter 17 AUSN 5 - Raw Sugars *** Raw sugar must be accompanied by a C.Q.E. to qualify for the low rate. ***

Period: 10/01/2012 Through: 09/30/2013
 Country: Cote d'Ivoire Date/Time Filled: Open
 UOM: KG Q Level: 7,258,000 Ent-Qty: 0 % Filled: 0



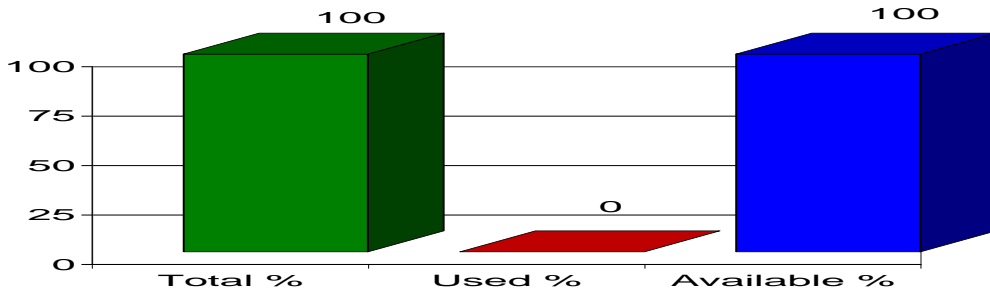
Heading: Chapter 17 AUSN 5 - Raw Sugars *** Raw sugar must be accompanied by a C.Q.E. to qualify for the low rate. ***

Period: 10/01/2012 Through: 09/30/2013
 Country: Colombia Date/Time Filled: Open
 UOM: KG Q Level: 25,760,000 Ent-Qty: 0 % Filled: 0



Heading: Chapter 17 AUSN 5 - Raw Sugars *** Raw sugar must be accompanied by a C.Q.E. to qualify for the low rate. ***

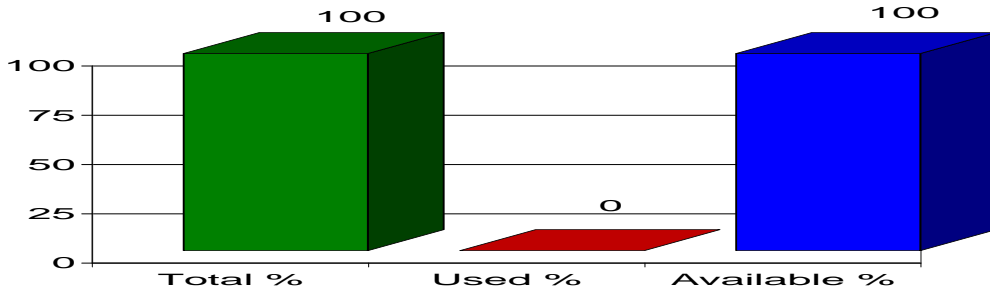
Period: 10/01/2012 Through: 09/30/2013
 Country: Costa Rica Date/Time Filled: Open
 UOM: KG Q Level: 16,100,000 Ent-Qty: 0 % Filled: 0



Quota Report 10/01/2012

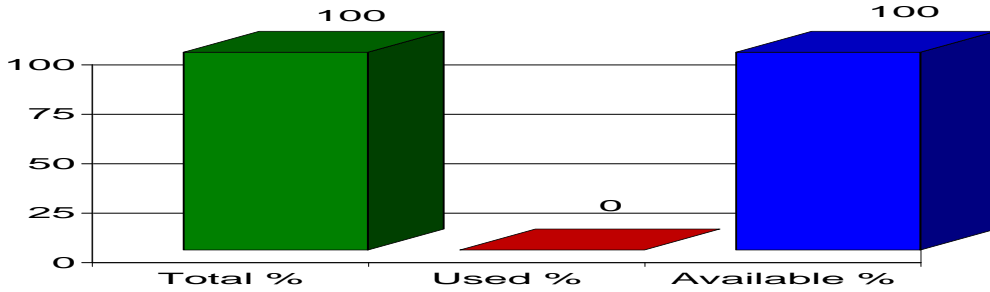
Heading: Chapter 17 AUSN 5 - Raw Sugars *** Raw sugar must be accompanied by a C.Q.E. to qualify for the low rate. ***

Period: 10/01/2012 Through: 09/30/2013
 Country Dominican Republic Date/Time Filled: Open
 UOM: KG Q Level: 188,908,000 Ent-Qty: 0 % Filled: 0



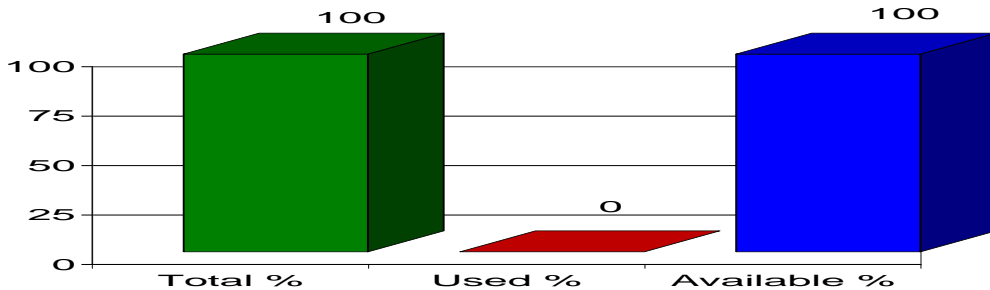
Heading: Chapter 17 AUSN 5 - Raw Sugars *** Raw sugar must be accompanied by a C.Q.E. to qualify for the low rate. ***

Period: 10/01/2012 Through: 09/30/2013
 Country Ecuador Date/Time Filled: Open
 UOM: KG Q Level: 11,807,000 Ent-Qty: 0 % Filled: 0



Heading: Chapter 17 AUSN 5 - Raw Sugars *** Raw sugar must be accompanied by a C.Q.E. to qualify for the low rate. ***

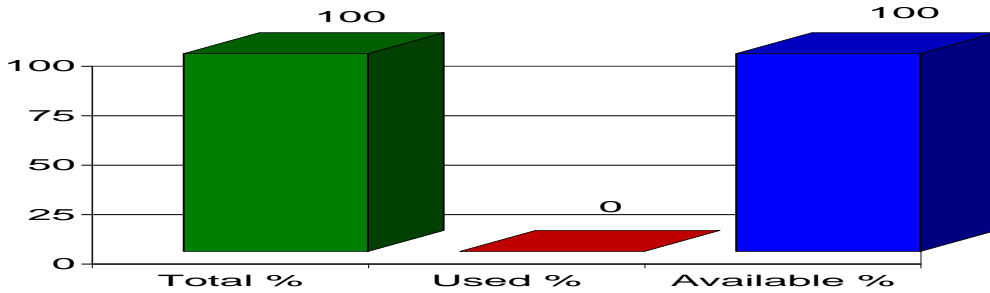
Period: 10/01/2012 Through: 09/30/2013
 Country Fiji Date/Time Filled: Open
 UOM: KG Q Level: 9,660,000 Ent-Qty: 0 % Filled: 0



Quota Report 10/01/2012

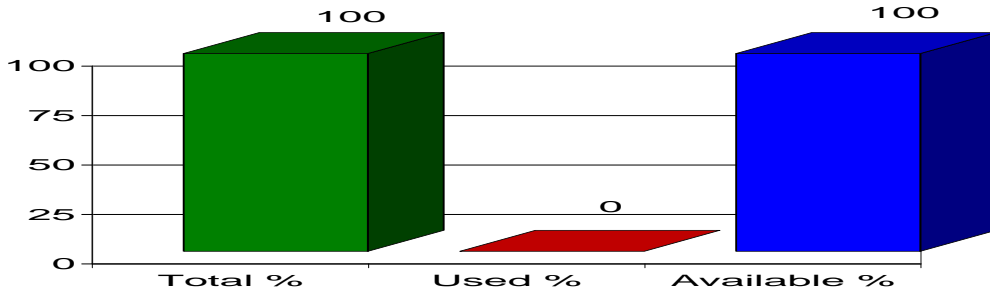
Heading: Chapter 17 AUSN 5 - Raw Sugars *** Raw sugar must be accompanied by a C.Q.E. to qualify for the low rate. ***

Period: 10/01/2012 Through: 09/30/2013
 Country: Gabon Date/Time Filled: Open
 UOM: KG Q Level: 7,258,000 Ent-Qty: 0 % Filled: 0



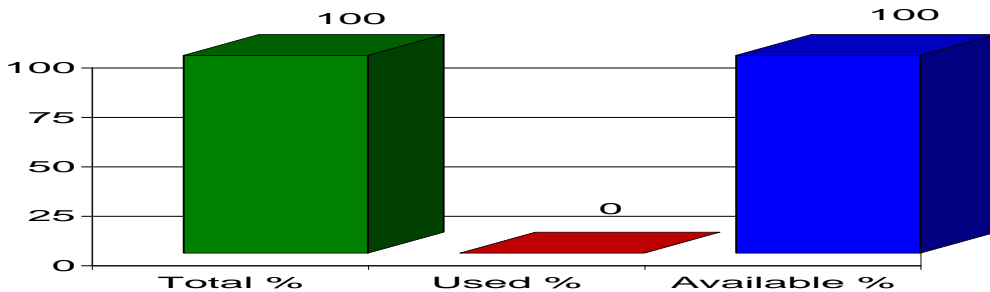
Heading: Chapter 17 AUSN 5 - Raw Sugars *** Raw sugar must be accompanied by a C.Q.E. to qualify for the low rate. ***

Period: 10/01/2012 Through: 09/30/2013
 Country: Guatemala Date/Time Filled: Open
 UOM: KG Q Level: 51,520,000 Ent-Qty: 0 % Filled: 0



Heading: Chapter 17 AUSN 5 - Raw Sugars *** Raw sugar must be accompanied by a C.Q.E. to qualify for the low rate. ***

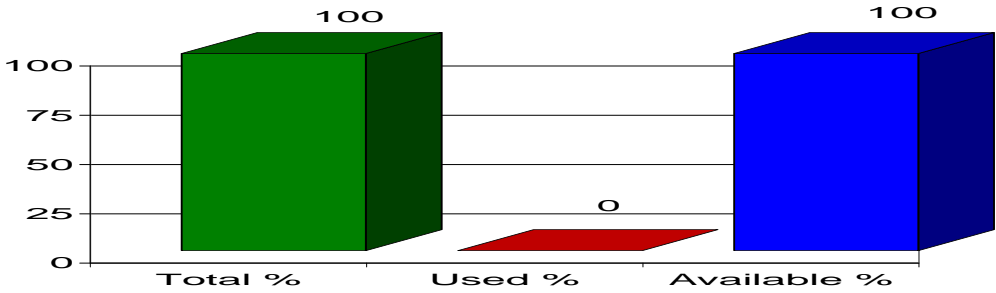
Period: 10/01/2012 Through: 09/30/2013
 Country: Guyana Date/Time Filled: Open
 UOM: KG Q Level: 12,880,000 Ent-Qty: 0 % Filled: 0



Quota Report 10/01/2012

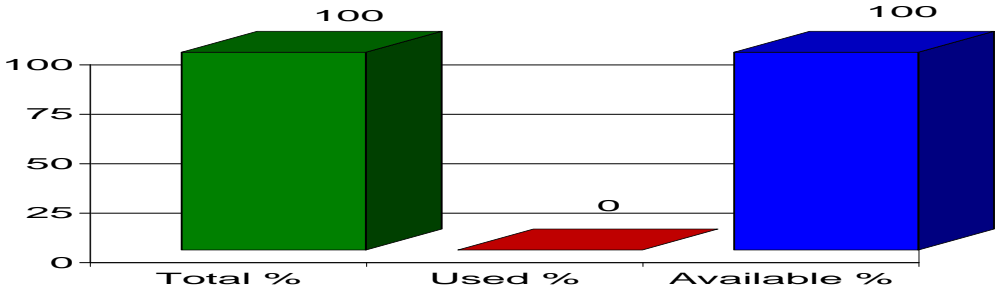
Heading: Chapter 17 AUSN 5 - Raw Sugars *** Raw sugar must be accompanied by a C.Q.E. to qualify for the low rate. ***

Period: 10/01/2012 Through: 09/30/2013
 Country Honduras Date/Time Filled: Open
 UOM: KG Q Level: 10,733,000 Ent-Qty: 0 % Filled: 0



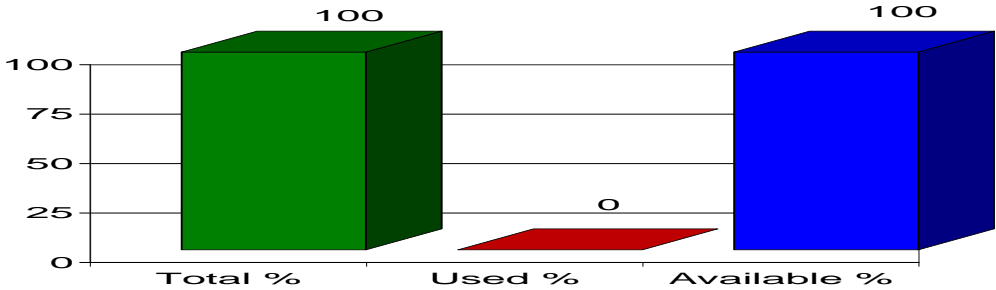
Heading: Chapter 17 AUSN 5 - Raw Sugars *** Raw sugar must be accompanied by a C.Q.E. to qualify for the low rate. ***

Period: 10/01/2012 Through: 09/30/2013
 Country Haiti Date/Time Filled: Open
 UOM: KG Q Level: 7,258,000 Ent-Qty: 0 % Filled: 0



Heading: Chapter 17 AUSN 5 - Raw Sugars *** Raw sugar must be accompanied by a C.Q.E. to qualify for the low rate. ***

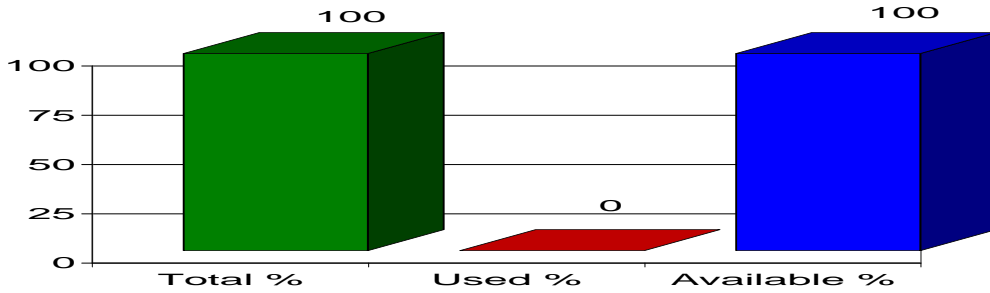
Period: 10/01/2012 Through: 09/30/2013
 Country India Date/Time Filled: Open
 UOM: KG Q Level: 8,587,000 Ent-Qty: 0 % Filled: 0



Quota Report 10/01/2012

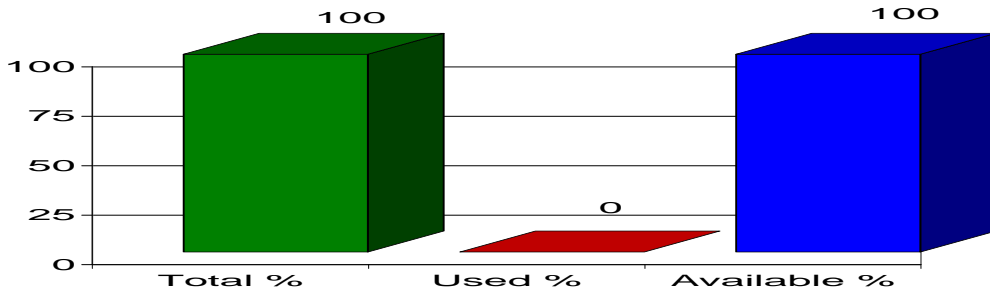
Heading: Chapter 17 AUSN 5 - Raw Sugars *** Raw sugar must be accompanied by a C.Q.E. to qualify for the low rate. ***

Period: 10/01/2012 Through: 09/30/2013
 Country: Jamaica Date/Time Filled: Open
 UOM: KG Q Level: 11,807,000 Ent-Qty: 0 % Filled: 0



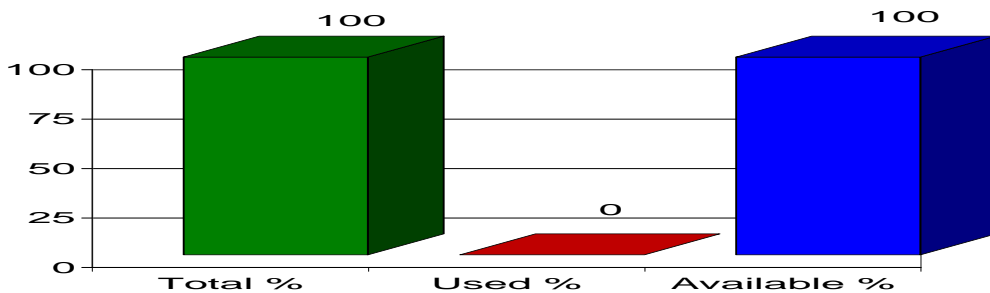
Heading: Chapter 17 AUSN 5 - Raw Sugars *** Raw sugar must be accompanied by a C.Q.E. to qualify for the low rate. ***

Period: 10/01/2012 Through: 09/30/2013
 Country: St Kitts-Nevis Date/Time Filled: Open
 UOM: KG Q Level: 7,258,000 Ent-Qty: 0 % Filled: 0



Heading: Chapter 17 AUSN 5 - Raw Sugars *** Raw sugar must be accompanied by a C.Q.E. to qualify for the low rate. ***

Period: 10/01/2012 Through: 09/30/2013
 Country: Madagascar Date/Time Filled: Open
 UOM: KG Q Level: 7,258,000 Ent-Qty: 0 % Filled: 0



Quota Report 10/01/2012

Heading: Chapter 17 AUSN 5 - Raw Sugars *** Raw sugar must be accompanied by a C.Q.E. to qualify for the low rate. ***

Period: 10/01/2012

Through:

09/30/2013

Country Mauritius

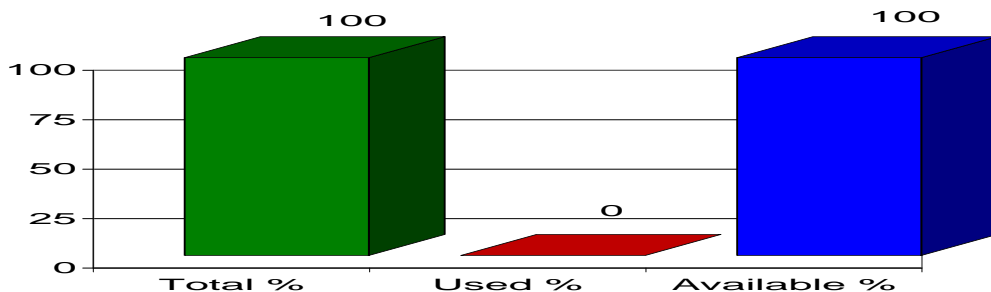
Date/Time Filled:

Open

UOM: KG Q Level: 12,880,000

Ent-Qty: 0

% Filled: 0



Heading: Chapter 17 AUSN 5 - Raw Sugars *** Raw sugar must be accompanied by a C.Q.E. to qualify for the low rate. ***

Period: 10/01/2012

Through:

09/30/2013

Country Malawi

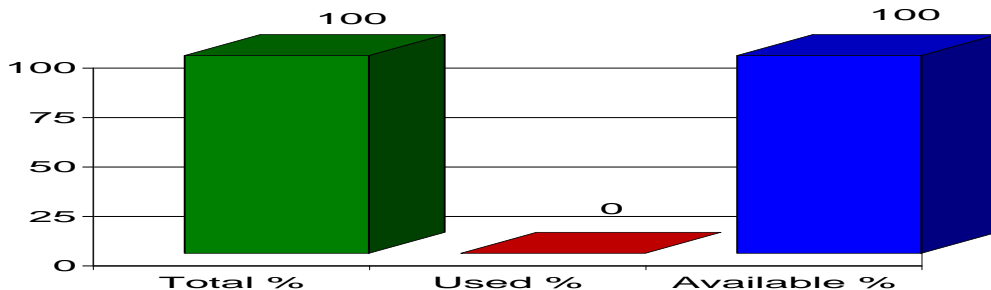
Date/Time Filled:

Open

UOM: KG Q Level: 10,733,000

Ent-Qty: 0

% Filled: 0



Heading: Chapter 17 AUSN 5 - Raw Sugars *** Raw sugar must be accompanied by a C.Q.E. to qualify for the low rate. ***

Period: 10/01/2012

Through:

09/30/2013

Country Mozambique

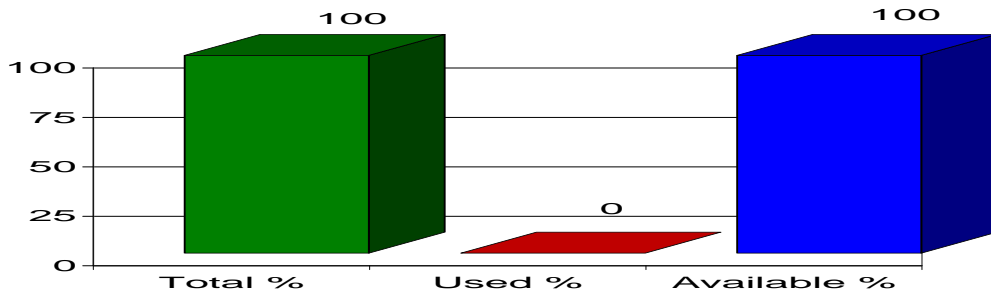
Date/Time Filled:

Open

UOM: KG Q Level: 13,953,000

Ent-Qty: 0

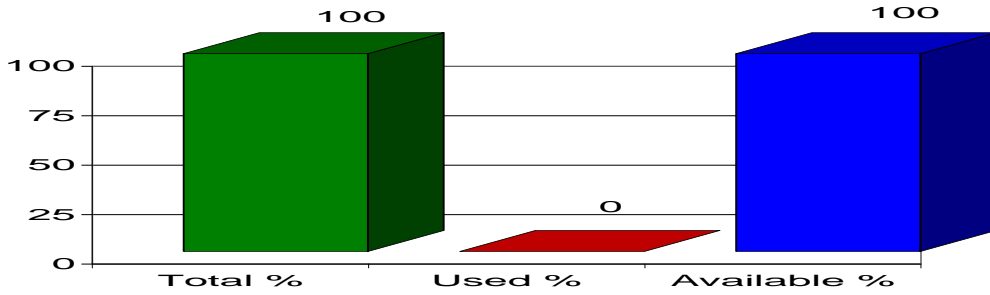
% Filled: 0



Quota Report 10/01/2012

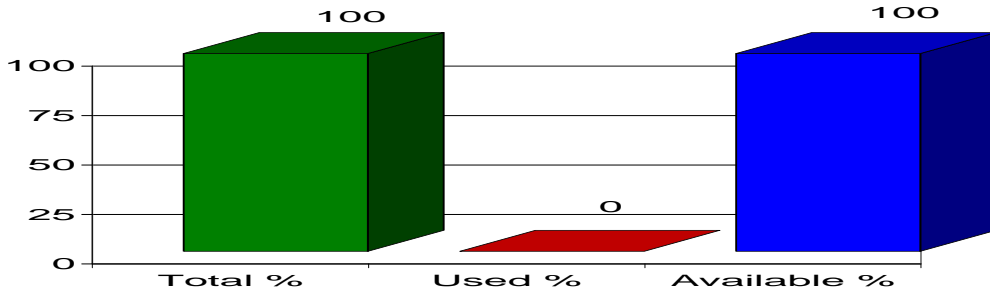
Heading: Chapter 17 AUSN 5 - Raw Sugars *** Raw sugar must be accompanied by a C.Q.E. to qualify for the low rate. ***

Period: 10/01/2012 Through: 09/30/2013
 Country: Nicaragua Date/Time Filled: Open
 UOM: KG Q Level: 22,540,000 Ent-Qty: 0 % Filled: 0



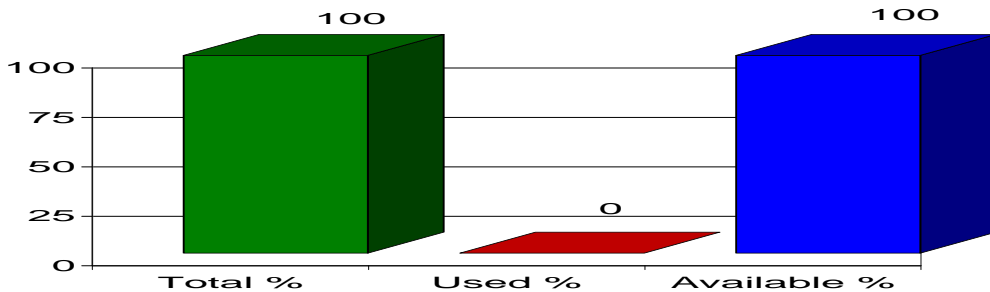
Heading: Chapter 17 AUSN 5 - Raw Sugars *** Raw sugar must be accompanied by a C.Q.E. to qualify for the low rate. ***

Period: 10/01/2012 Through: 09/30/2013
 Country: Panama Date/Time Filled: Open
 UOM: KG Q Level: 31,127,000 Ent-Qty: 0 % Filled: 0



Heading: Chapter 17 AUSN 5 - Raw Sugars *** Raw sugar must be accompanied by a C.Q.E. to qualify for the low rate. ***

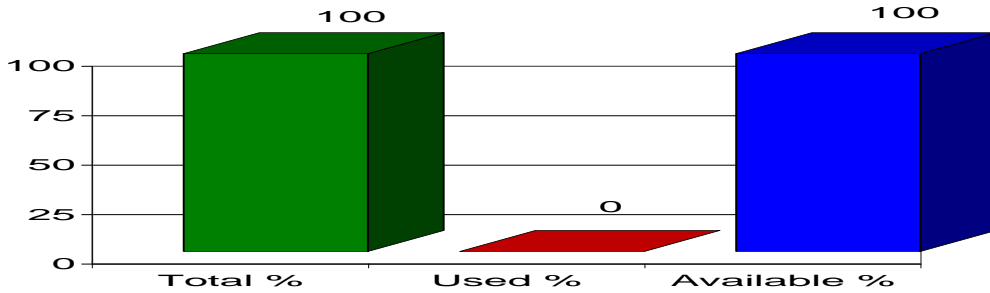
Period: 10/01/2012 Through: 09/30/2013
 Country: Peru Date/Time Filled: Open
 UOM: KG Q Level: 44,007,000 Ent-Qty: 0 % Filled: 0



Quota Report 10/01/2012

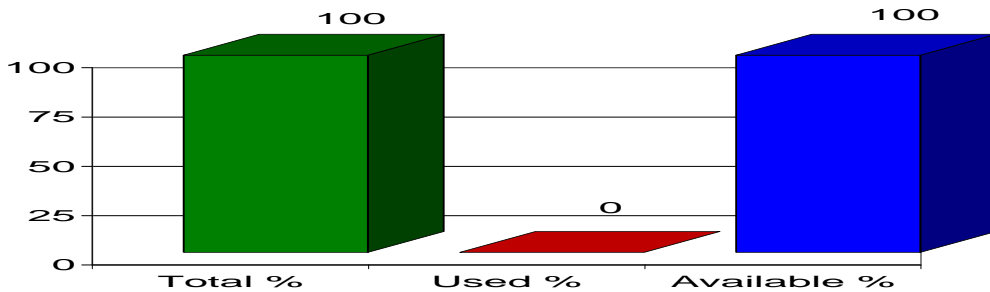
Heading: Chapter 17 AUSN 5 - Raw Sugars *** Raw sugar must be accompanied by a C.Q.E. to qualify for the low rate. ***

Period: 10/01/2012 Through: 09/30/2013
 Country: Papua New Guinea Date/Time Filled: Open
 UOM: KG Q Level: 7,258,000 Ent-Qty: 0 % Filled: 0



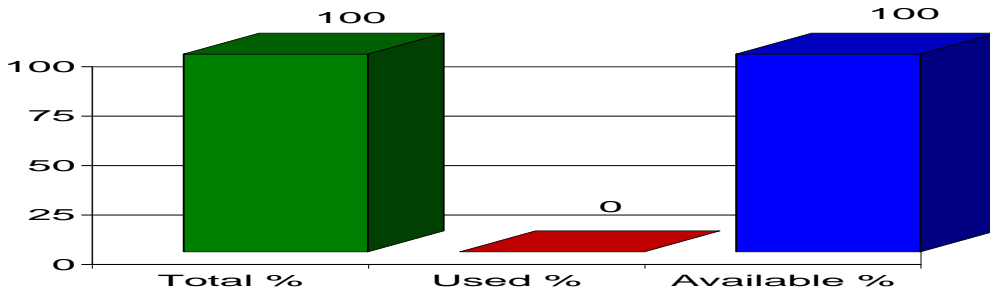
Heading: Chapter 17 AUSN 5 - Raw Sugars *** Raw sugar must be accompanied by a C.Q.E. to qualify for the low rate. ***

Period: 10/01/2012 Through: 09/30/2013
 Country: Philippines Date/Time Filled: Open
 UOM: KG Q Level: 144,901,000 Ent-Qty: 0 % Filled: 0



Heading: Chapter 17 AUSN 5 - Raw Sugars *** Raw sugar must be accompanied by a C.Q.E. to qualify for the low rate. ***

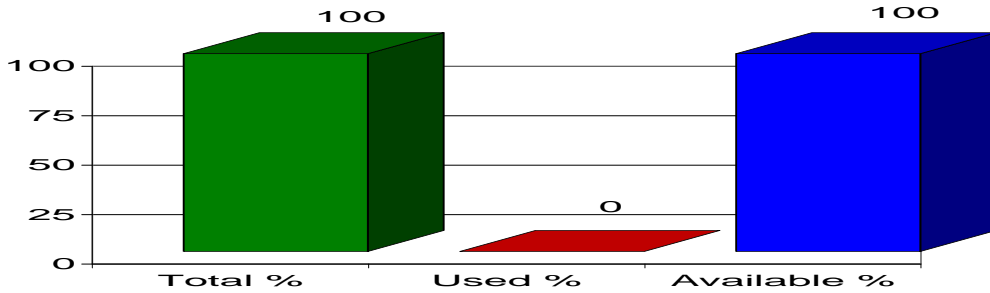
Period: 10/01/2012 Through: 09/30/2013
 Country: Paraguay Date/Time Filled: Open
 UOM: KG Q Level: 7,258,000 Ent-Qty: 0 % Filled: 0



Quota Report 10/01/2012

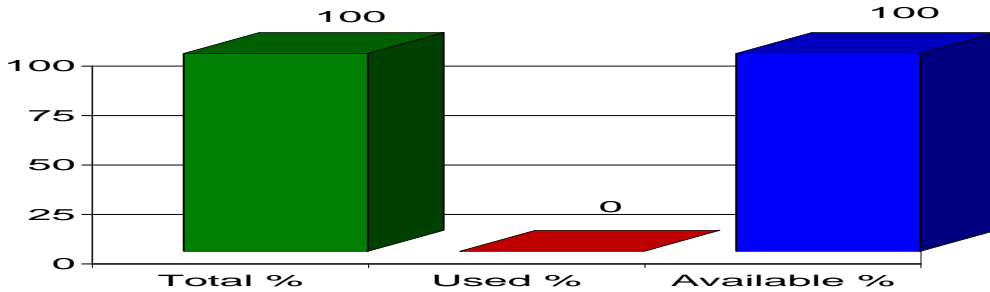
Heading: Chapter 17 AUSN 5 - Raw Sugars *** Raw sugar must be accompanied by a C.Q.E. to qualify for the low rate. ***

Period: 10/01/2012 Through: 09/30/2013
 Country: El Salvador Date/Time Filled: Open
 UOM: KG Q Level: 27,907,000 Ent-Qty: 0 % Filled: 0



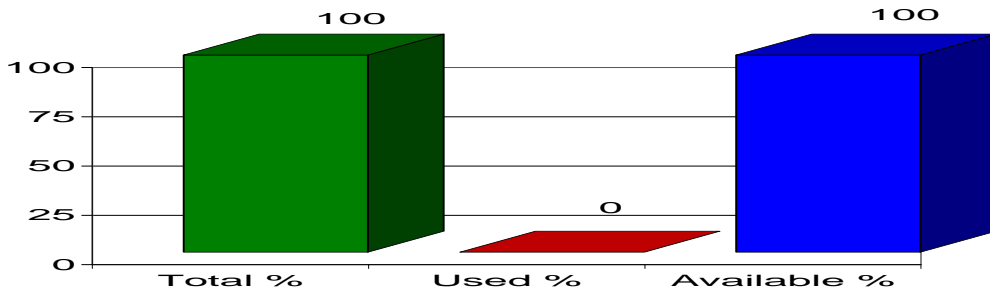
Heading: Chapter 17 AUSN 5 - Raw Sugars *** Raw sugar must be accompanied by a C.Q.E. to qualify for the low rate. ***

Period: 10/01/2012 Through: 09/30/2013
 Country: Swaziland Date/Time Filled: Open
 UOM: KG Q Level: 17,174,000 Ent-Qty: 0 % Filled: 0



Heading: Chapter 17 AUSN 5 - Raw Sugars *** Raw sugar must be accompanied by a C.Q.E. to qualify for the low rate. ***

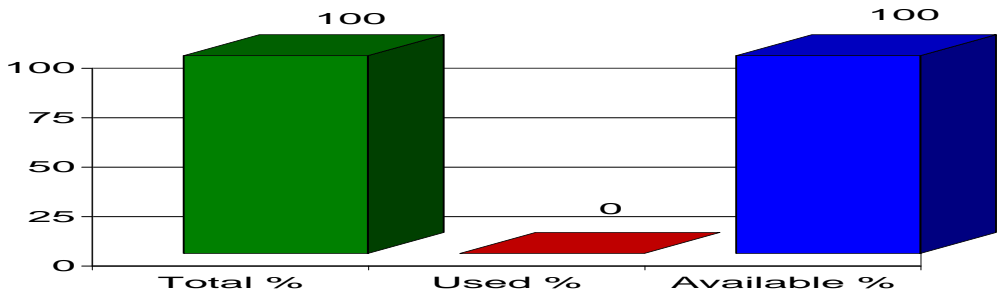
Period: 10/01/2012 Through: 09/30/2013
 Country: Thailand Date/Time Filled: Open
 UOM: KG Q Level: 15,027,000 Ent-Qty: 0 % Filled: 0



Quota Report 10/01/2012

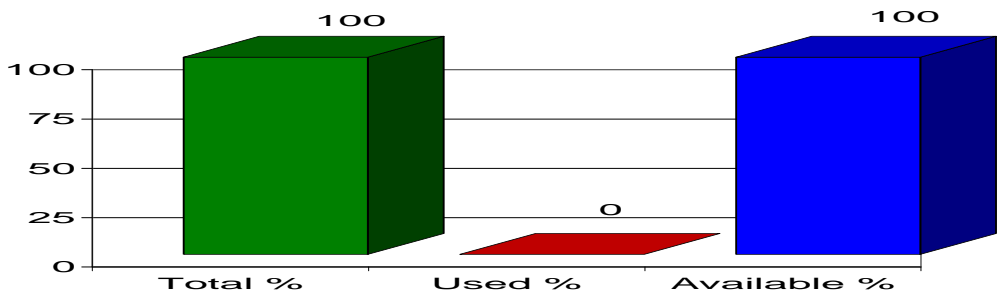
Heading: Chapter 17 AUSN 5 - Raw Sugars *** Raw sugar must be accompanied by a C.Q.E. to qualify for the low rate. ***

Period: 10/01/2012 Through: 09/30/2013
 Country: Trinidad-Tobago Date/Time Filled: Open
 UOM: KG Q Level: 7,513,000 Ent-Qty: 0 % Filled: 0



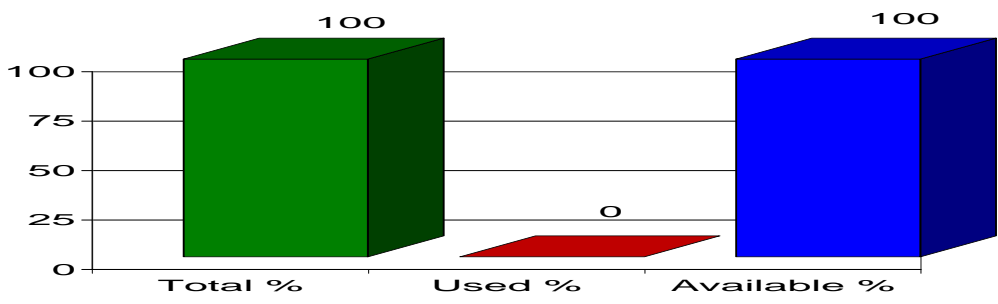
Heading: Chapter 17 AUSN 5 - Raw Sugars *** Raw sugar must be accompanied by a C.Q.E. to qualify for the low rate. ***

Period: 10/01/2012 Through: 09/30/2013
 Country: Taiwan Date/Time Filled: Open
 UOM: KG Q Level: 0 Ent-Qty: 0 % Filled: 0



Heading: Chapter 17 AUSN 5 - Raw Sugars *** Raw sugar must be accompanied by a C.Q.E. to qualify for the low rate. ***

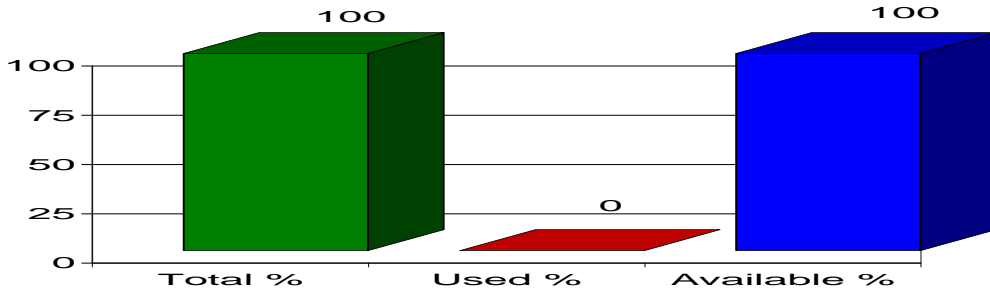
Period: 10/01/2012 Through: 09/30/2013
 Country: Uruguay Date/Time Filled: Open
 UOM: KG Q Level: 7,258,000 Ent-Qty: 0 % Filled: 0



Quota Report 10/01/2012

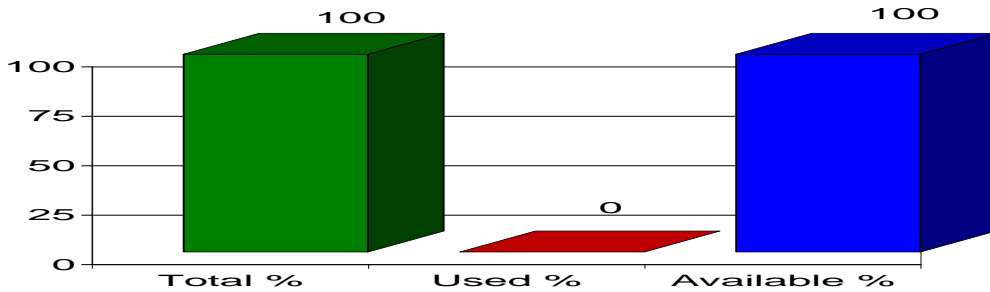
Heading: Chapter 17 AUSN 5 - Raw Sugars *** Raw sugar must be accompanied by a C.Q.E. to qualify for the low rate. ***

Period: 10/01/2012 Through: 09/30/2013
 Country: South Africa Date/Time Filled: Open
 UOM: KG Q Level: 24,687,000 Ent-Qty: 0 % Filled: 0



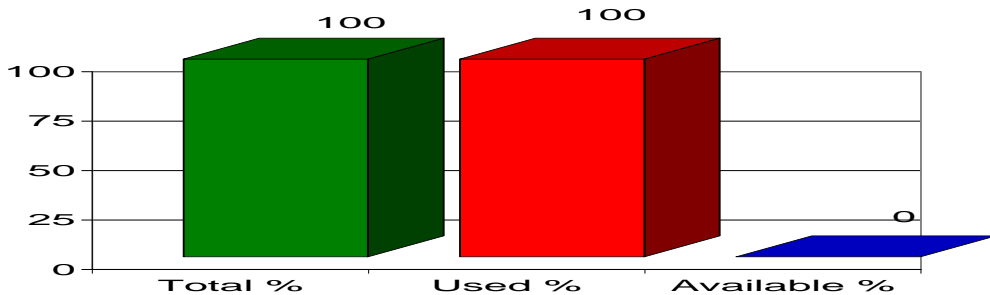
Heading: Chapter 17 AUSN 5 - Raw Sugars *** Raw sugar must be accompanied by a C.Q.E. to qualify for the low rate. ***

Period: 10/01/2012 Through: 09/30/2013
 Country: Zimbabwe Date/Time Filled: Open
 UOM: KG Q Level: 12,880,000 Ent-Qty: 0 % Filled: 0



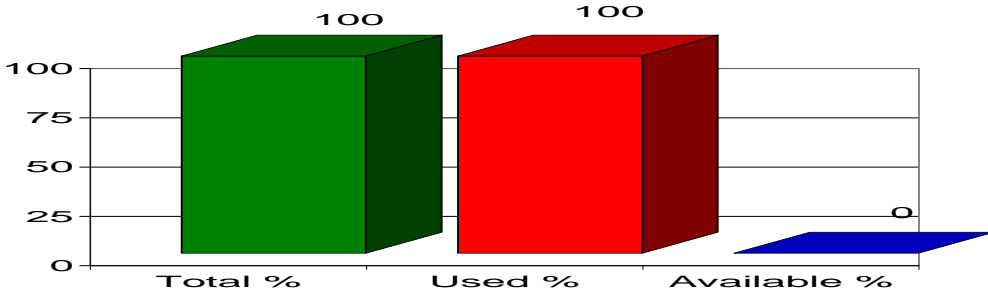
Heading: Chapter 17 AUSN 5 = Raw Sugars - Refined Tariff-Rate Canada Sugar Quota **C.Q.E. must be present to qualify at the low rate**

Period: 10/01/2012 Through: 09/30/2013
 Country: Canada Date/Time Filled: Open
 UOM: KG Q Level: 12,050,000 Ent-Qty: 12,050,000 % Filled: 100

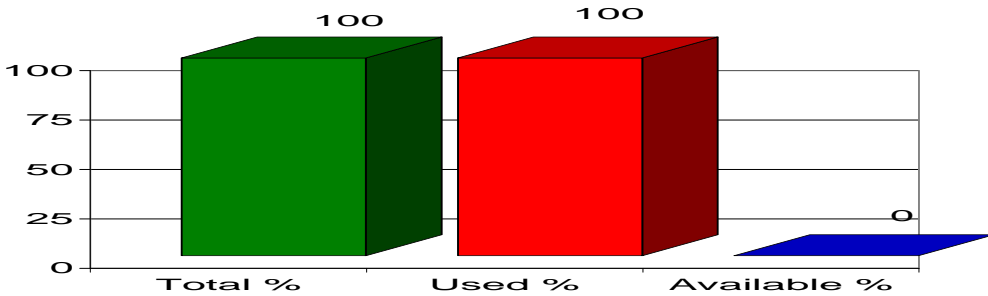


Quota Report 10/01/2012

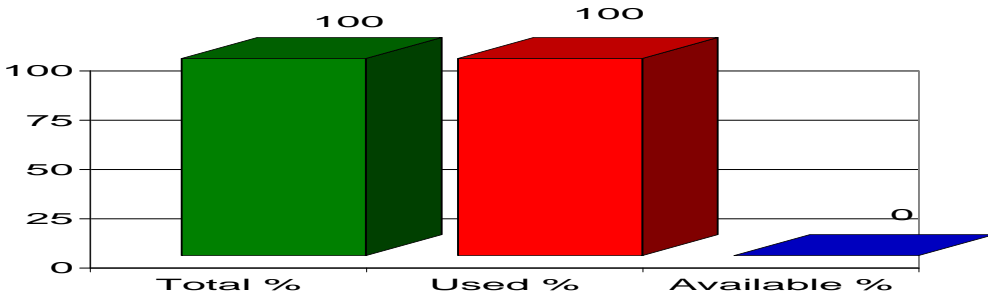
Heading: Chapter 17 AUSN 5 = Raw Sugars - Refined & Specialty Tariff-Rate Sugar Quota
Period: 10/01/2012 **Through:** 09/30/2013
Country: All Countries (Refined) **Date/Time Filled:** Open
UOM: KG **Q Level:** 0 **Ent-Qty:** 0 **% Filled:** 100



Heading: Chapter 17 AUSN 5 = Raw Sugars - Specialty Tariff-Rate Sugar Quota - Period 1
****Specialty Sugar Cert must be present to qualify at low rate****
Period: 10/01/2012 **Through:** 09/30/2013
Country: All Countries (Specialty 1) **Date/Time Filled:** Open
UOM: KG **Q Level:** 0 **Ent-Qty:** 0 **% Filled:** 100

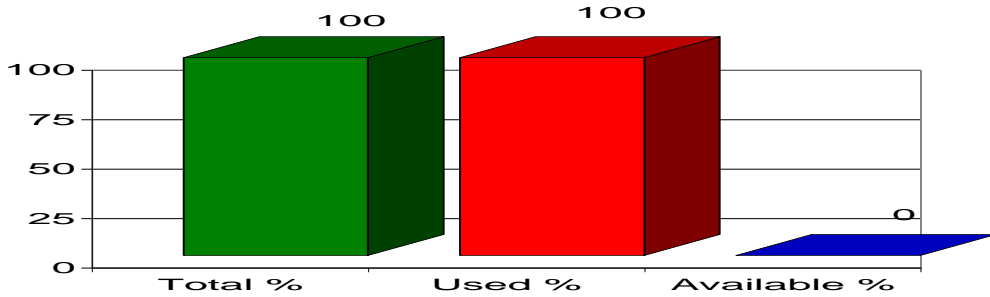


Heading: Chapter 17 AUSN 5 = Raw Sugars - Specialty Tariff-Rate Sugar Quota - Period 2
****Specialty Sugar Cert must be present to qualify at low rate****
Period: 10/01/2012 **Through:** 09/30/2013
Country: All Countries (Specialty 2) **Date/Time Filled:** Open
UOM: KG **Q Level:** 0 **Ent-Qty:** 0 **% Filled:** 100

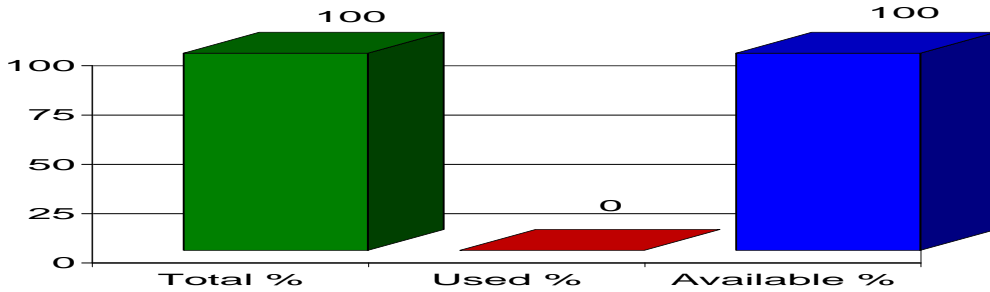


Quota Report 10/01/2012

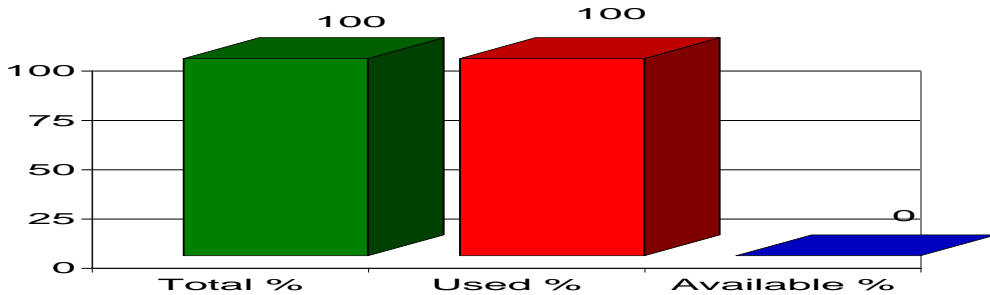
Heading: Chapter 17 AUSN 5 = Raw Sugars - Specialty Tariff-Rate Sugar Quota - Period 3
****Specialty Sugar Cert must be present to qualify at low rate****
 Period: 10/01/2012 Through: 09/30/2013
 Country: All Countries (Specialty 3) Date/Time Filled: Open
 UOM: KG Q Level: 0 Ent-Qty: 0 % Filled: 100



Heading: Chapter 17 AUSN 5 = Raw Sugars - Specialty Tariff-Rate Sugar Quota - Period 4
****Specialty Sugar Cert must be present to qualify at low rate****
 Period: 10/01/2012 Through: 09/30/2013
 Country: All Countries (Specialty 4) Date/Time Filled: Open
 UOM: KG Q Level: 0 Ent-Qty: 0 % Filled: 0

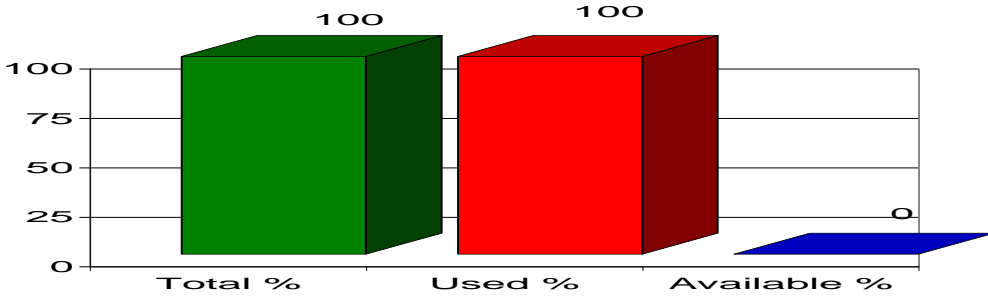


Heading: Chapter 17 AUSN 5 = Raw Sugars - Specialty Tariff-Rate Sugar Quota - Period 5
****Specialty Sugar Cert must be present to qualify at low rate****
 Period: 10/01/2012 Through: 09/30/2013
 Country: All Countries (Specialty 5) Date/Time Filled: Open
 UOM: KG Q Level: 0 Ent-Qty: 0 % Filled: 100

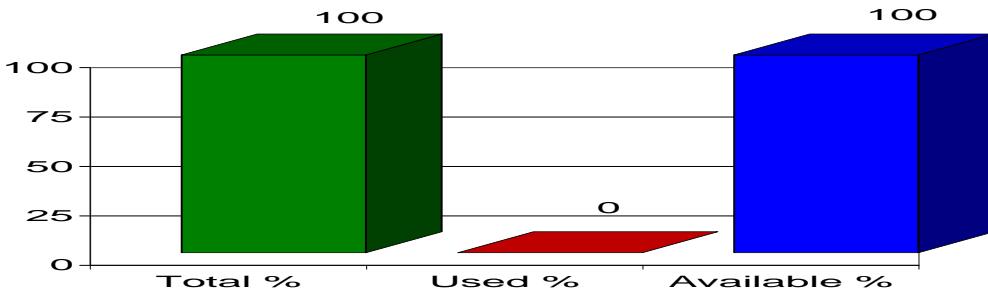


Quota Report 10/01/2012

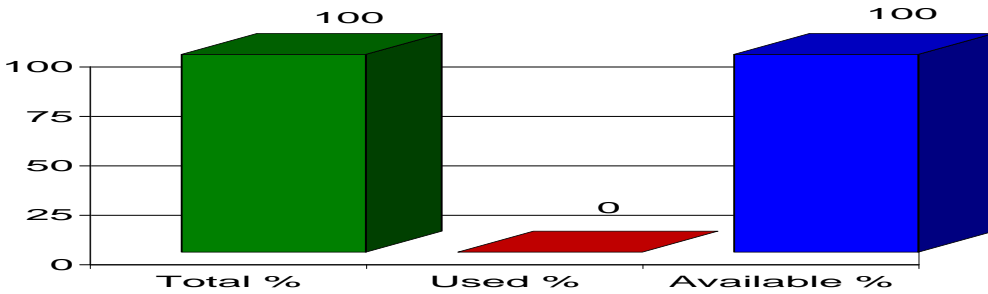
Heading: Chapter 17, Additional U.S. Note 8, Sugar Blends
Period: 10/01/2012 **Through:** 09/30/2013
Country: All Countries **Date/Time Filled:** Open
UOM: KG **Q Level:** 0 **Ent-Qty:** 0 **% Filled:** 100



Heading: Chapter 17, Additional U.S. Note 8, Sugar Blends
Period: 10/01/2012 **Through:** 09/30/2013
Country: Canada **Date/Time Filled:** Open
UOM: KG **Q Level:** 59,250,000 **Ent-Qty:** 0 **% Filled:** 0

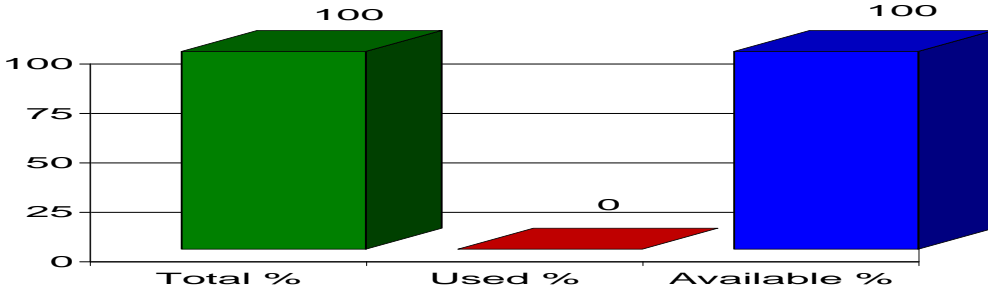


Heading: Chapter 18, Additional U.S. Note 1, Cocoa Powder
Period: 10/01/2012 **Through:** 09/30/2013
Country: All Countries **Date/Time Filled:** Open
UOM: KG **Q Level:** 2,313,000 **Ent-Qty:** 0 **% Filled:** 0

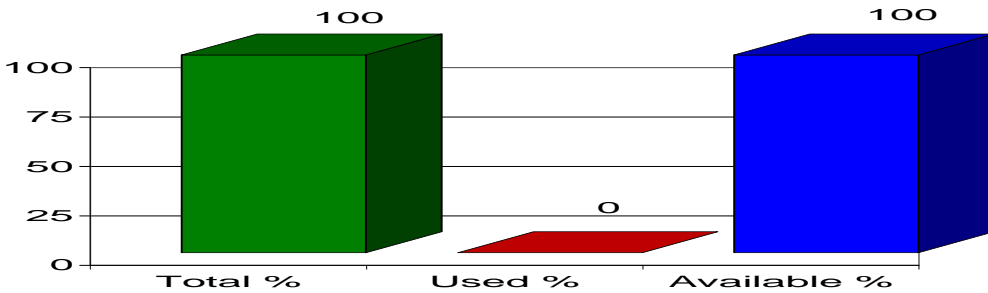


Quota Report 10/01/2012

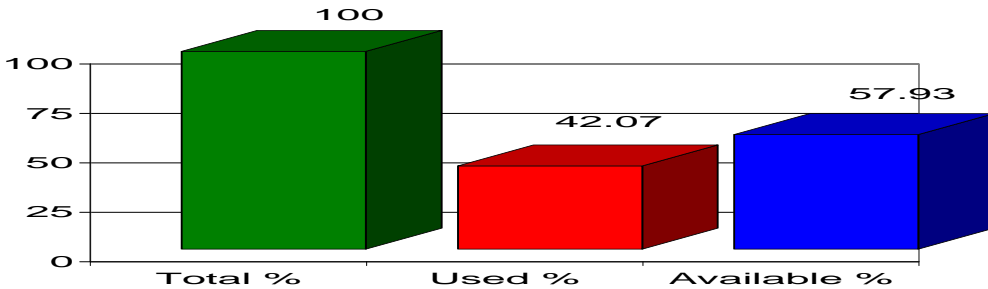
Heading: Chapter 18, Additional U.S. Note 2, Chocolate
Period: 01/01/2012 **Through:** 12/31/2012
Country: Ireland (MAQ) **Date/Time Filled:** Open
UOM: KG **Q Level:** 4,286,491 **Ent-Qty:** 0 **% Filled:** 0



Heading: Chapter 18, Additional U.S. Note 2, Chocolate
Period: 01/01/2012 **Through:** 12/31/2012
Country: United Kingdom (MAQ) **Date/Time Filled:** Open
UOM: KG **Q Level:** 3,379,297 **Ent-Qty:** 0 **% Filled:** 0

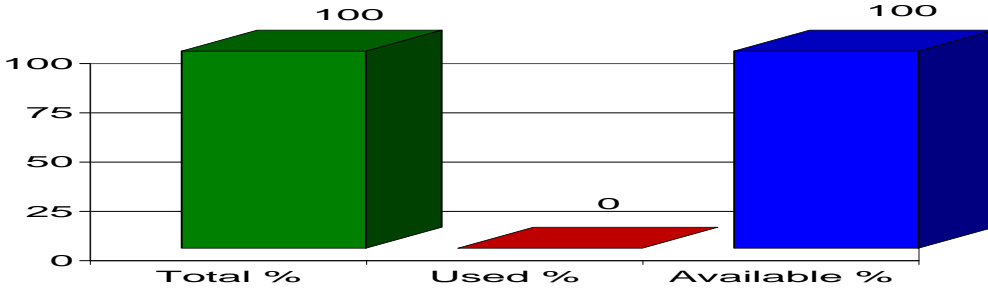


Heading: Chapter 18, Additional U.S. Note 2, Chocolate
Period: 01/01/2012 **Through:** 12/31/2012
Country: Netherlands (MAQ) **Date/Time Filled:** Open
UOM: KG **Q Level:** 45,359 **Ent-Qty:** 19,082 **% Filled:** 42.07

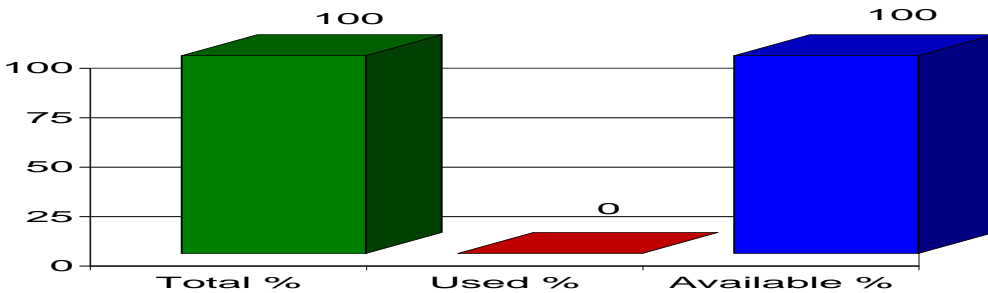


Quota Report 10/01/2012

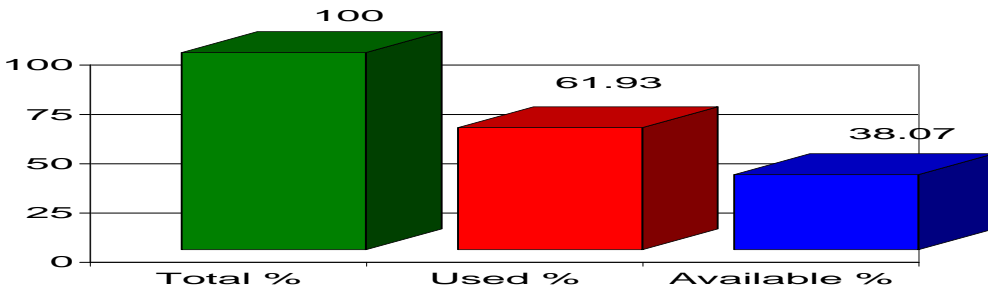
Heading: Chapter 18, Additional U.S. Note 2, Chocolate
Period: 01/01/2012 **Through:** 12/31/2012
Country: Australia (MAQ) **Date/Time Filled:** Open
UOM: KG **Q Level:** 2,000,000 **Ent-Qty:** 0 **% Filled:** 0



Heading: Chapter 18, Additional U.S. Note 2, Chocolate
Period: 01/01/2012 **Through:** 12/31/2012
Country: New Zealand (MAQ) **Date/Time Filled:** Open
UOM: KG **Q Level:** 1 **Ent-Qty:** 0 **% Filled:** 0



Heading: Chapter 18, Additional U.S. Note 2, Chocolate
Period: 01/01/2012 **Through:** 12/31/2012
Country: Any Country **Date/Time Filled:** Open
UOM: KG **Q Level:** 16,456,442 **Ent-Qty:** 10,191,752 **% Filled:** 61.93



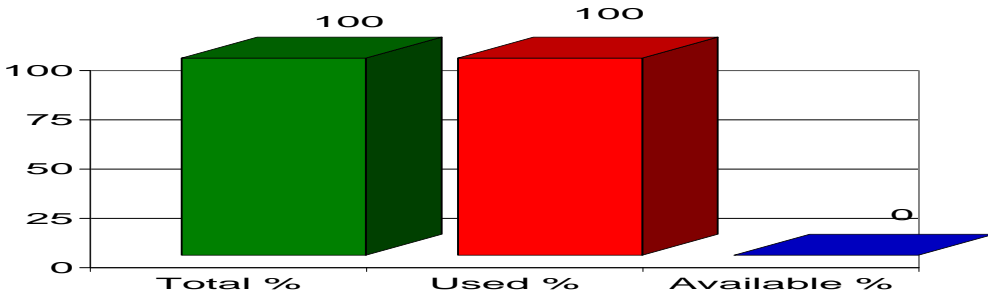
Quota Report 10/01/2012

Heading: Chapter 18, Additional U.S. Note 3, Chocolate and Low Fat Chocolate Crumb

Period: 01/01/2012 Through: 12/31/2012

Country: Any Country Date/Time Filled: Open

UOM: KG Q Level: 0 Ent-Qty: BANNED % Filled: 100

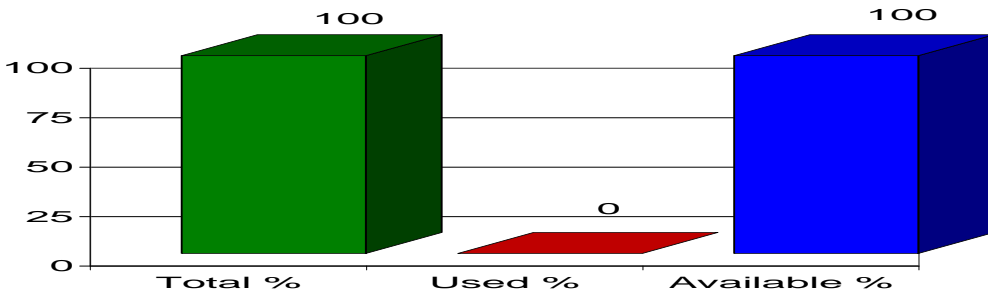


Heading: Chapter 18, Additional U.S. Note 3, Chocolate and Low Fat Chocolate Crumb

Period: 01/01/2012 Through: 12/31/2012

Country: United Kingdom (MAQ) Date/Time Filled: Open

UOM: KG Q Level: 421,854 Ent-Qty: 0 % Filled: 0

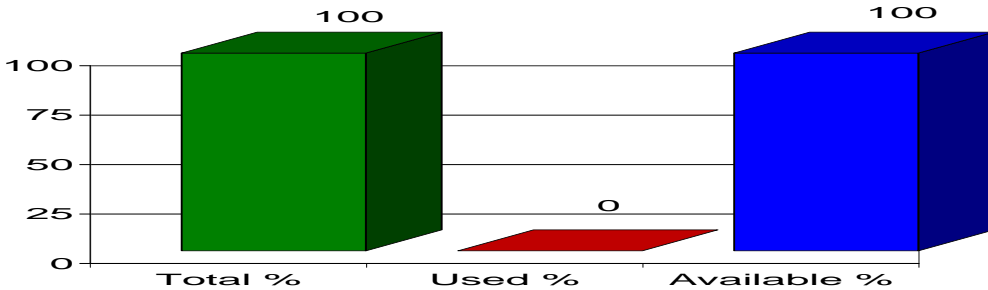


Heading: Chapter 18, Additional U.S. Note 3, Chocolate and Low Fat Chocolate Crumb

Period: 01/01/2012 Through: 12/31/2012

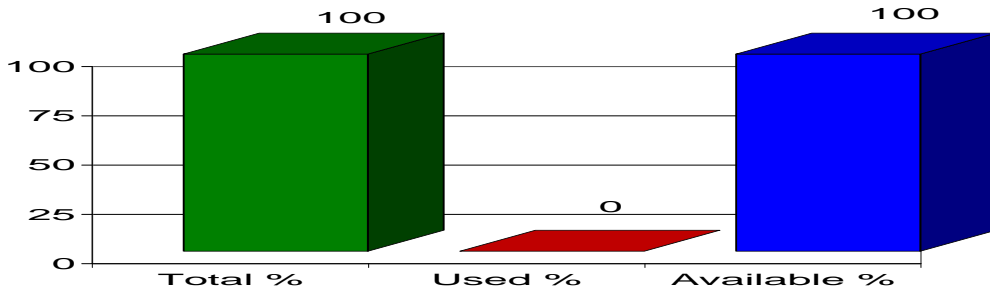
Country: Ireland (MAQ) Date/Time Filled: Open

UOM: KG Q Level: 1,700,988 Ent-Qty: 0 % Filled: 0

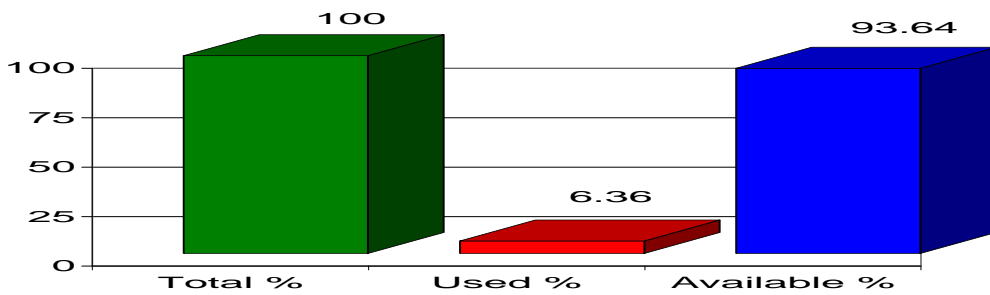


Quota Report 10/01/2012

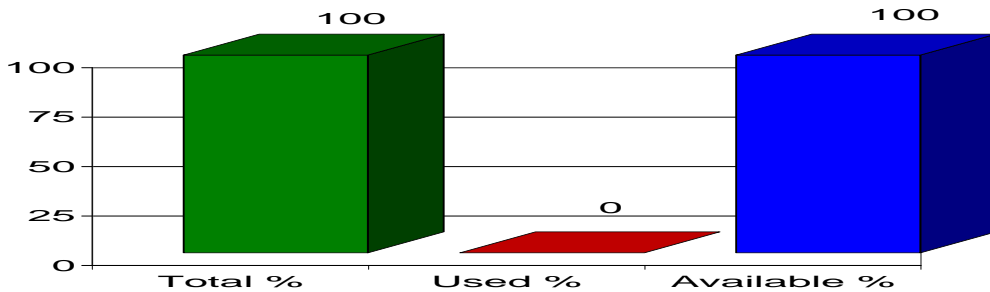
Heading: Chapter 18, Additional U.S. Note 3, Chocolate and Low Fat Chocolate Crumb
 Period: 01/01/2012 Through: 12/31/2012
 Country: New Zealand (MAQ) Date/Time Filled: Open
 UOM: KG Q Level: 1 Ent-Qty: 0 % Filled: 0



Heading: Chapter 19, Additional U.S. Note 2, Infant Formula
 Period: 01/01/2012 Through: 12/31/2012
 Country: All Countries Date/Time Filled: Open
 UOM: KG Q Level: 100,000 Ent-Qty: 6,362 % Filled: 6.36

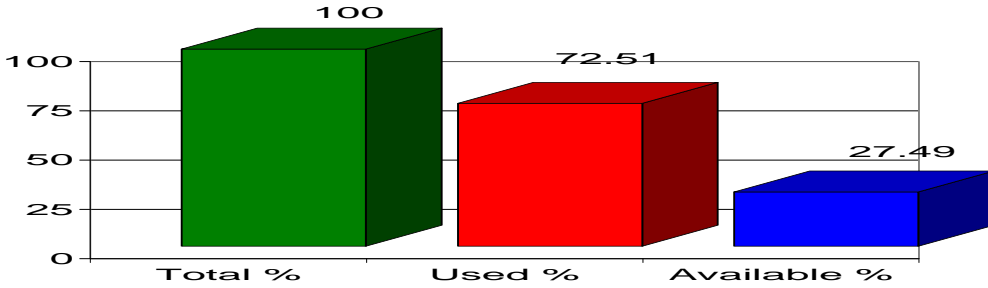


Heading: Chapter 19, Additional U.S. Note 3, Mixes and Dough
 Period: 10/01/2012 Through: 09/30/2013
 Country: All Countries Date/Time Filled: Open
 UOM: KG Q Level: 5,398,000 Ent-Qty: 0 % Filled: 0

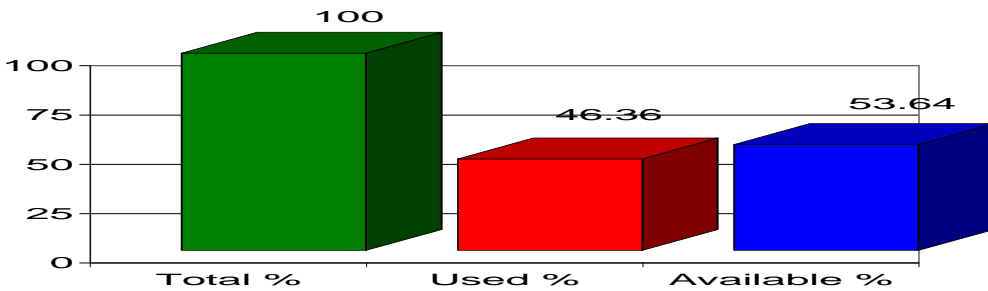


Quota Report 10/01/2012

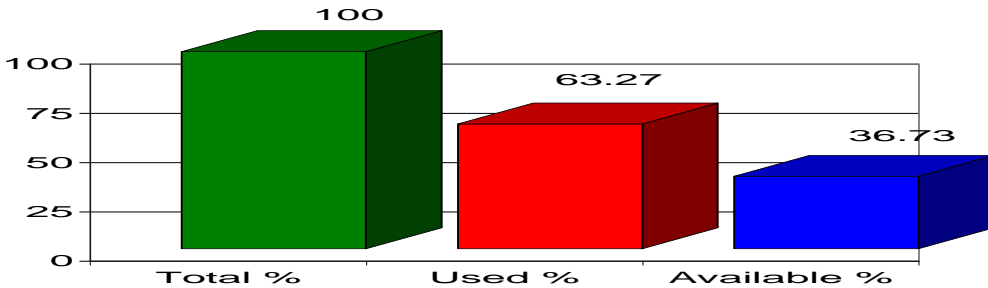
Heading: Chapter 20, Additional U.S. Note 5, Peanut Butter and Paste
Period: 01/01/2012 **Through:** 12/31/2012
Country: Other Countries **Date/Time Filled:** Open
UOM: KG **Q Level:** 250,000 **Ent-Qty:** 181,263 **% Filled:** 72.51



Heading: Chapter 20, Additional U.S. Note 5, Peanut Butter and Paste
Period: 01/01/2012 **Through:** 12/31/2012
Country: Argentina **Date/Time Filled:** Open
UOM: KG **Q Level:** 3,650,000 **Ent-Qty:** 1,692,264 **% Filled:** 46.36

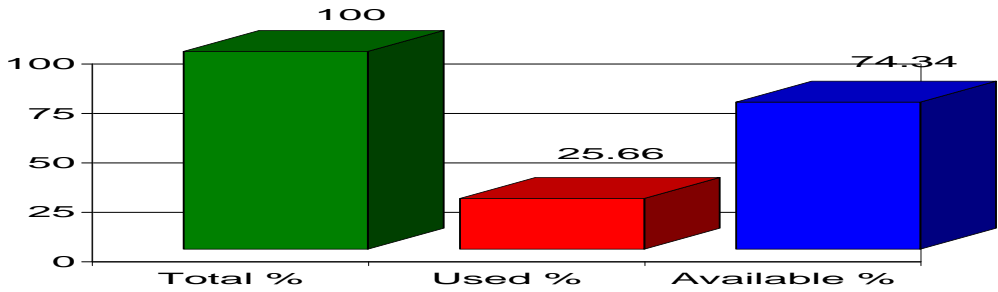


Heading: Chapter 20, Additional U.S. Note 5, Peanut Butter and Paste
Period: 01/01/2012 **Through:** 12/31/2012
Country: Canada **Date/Time Filled:** Open
UOM: KG **Q Level:** 14,500,000 **Ent-Qty:** 9,174,484 **% Filled:** 63.27

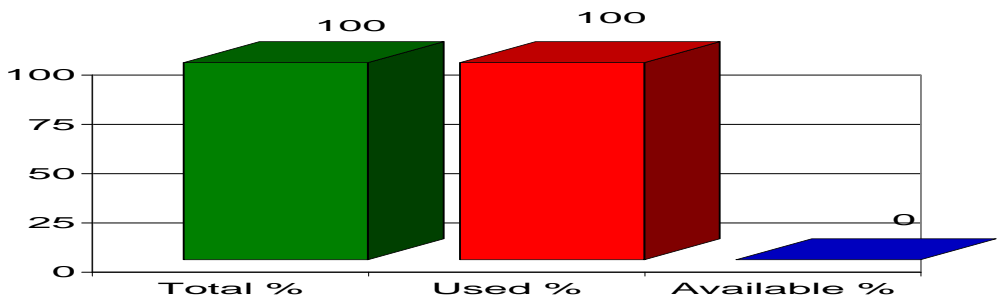


Quota Report 10/01/2012

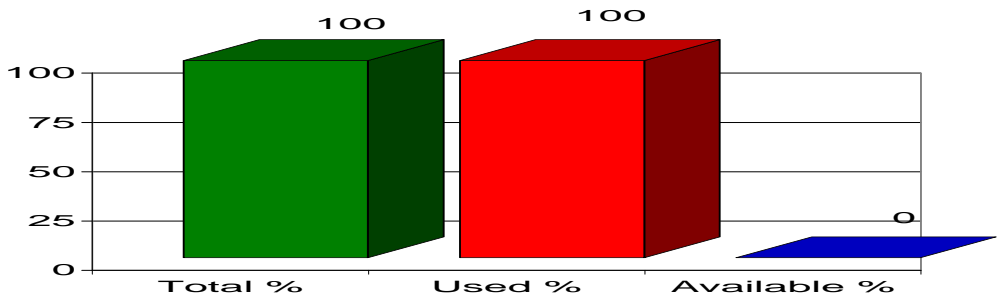
Heading: Chapter 20, Additional U.S. Note 5, Peanut Butter and Paste
Period: 01/01/2012 **Through:** 12/31/2012
Country: 20 AUSN 6 Countries **Date/Time Filled:** Open
UOM: KG **Q Level:** 1,600,000 **Ent-Qty:** 410,595 **% Filled:** 25.66



Heading: Chapter 20, Mandarin Oranges - 2008.30
Period: 01/01/2012 **Through:** 12/31/2012
Country: All Countries **Date/Time Filled:** 03/13/2012 10:07
UOM: KG **Q Level:** 40,000,000 **Ent-Qty:** 40,000,000 **% Filled:** 100

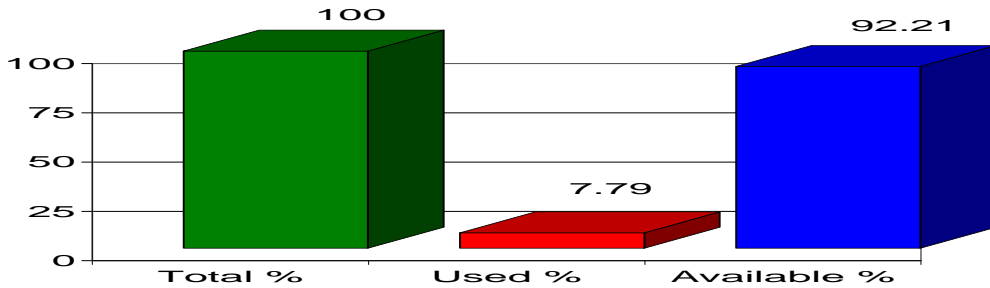


Heading: Chapter 20, Olives - 2005
Period: 01/01/2012 **Through:** 12/31/2012
Country: Olives (2) 2005700200 **Date/Time Filled:** Open
UOM: KG **Q Level:** 730,000 **Ent-Qty:** BANNED **% Filled:** 100

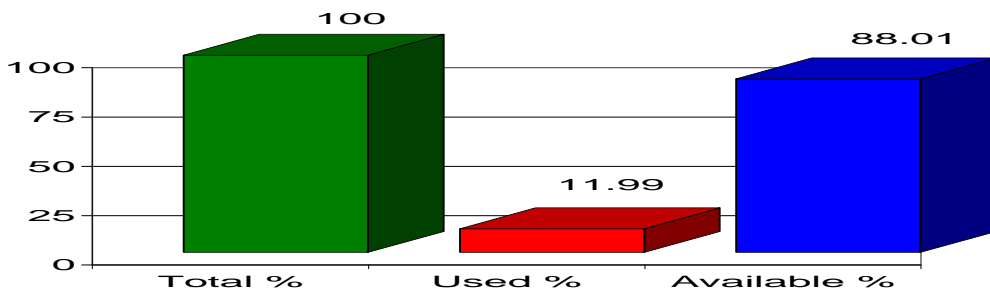


Quota Report 10/01/2012

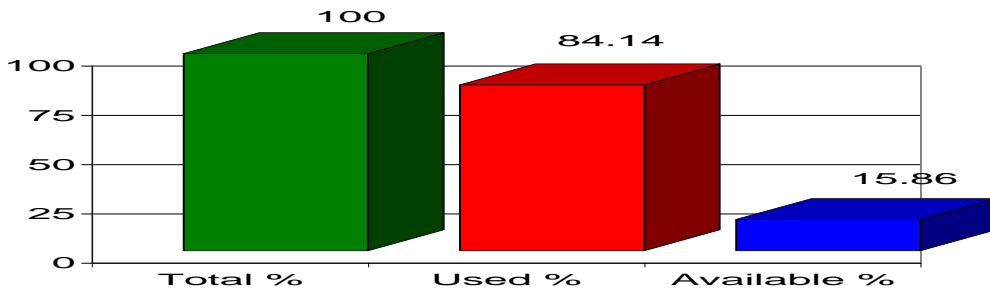
Heading: Chapter 20, Olives - 2005
Period: 01/01/2012 **Through:** 12/31/2012
Country: Olives (1) 2005700600 **Date/Time Filled:** Open
UOM: KG **Q Level:** 4,400,000 **Ent-Qty:** 342,960 **% Filled:** 7.79



Heading: Chapter 20, Olives - 2005
Period: 01/01/2012 **Through:** 12/31/2012
Country: Olives (3) 2005701600 **Date/Time Filled:** Open
UOM: KG **Q Level:** 2,700,000 **Ent-Qty:** 323,762 **% Filled:** 11.99

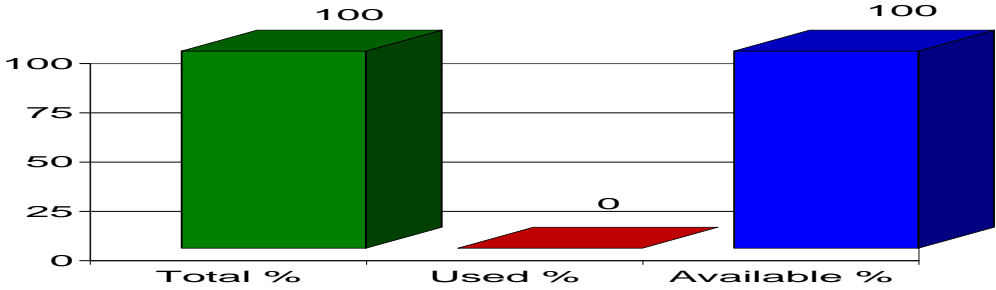


Heading: Chapter 20, Olives - 2005
Period: 01/01/2012 **Through:** 12/31/2012
Country: Olives (4) 2005709100 **Date/Time Filled:** Open
UOM: KG **Q Level:** 550,000 **Ent-Qty:** 462,759 **% Filled:** 84.14

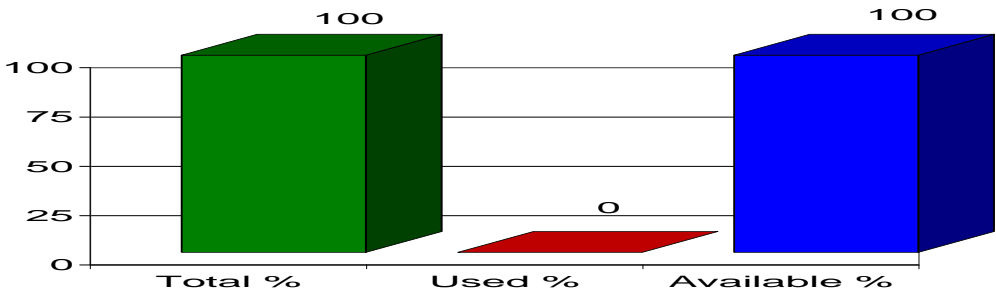


Quota Report 10/01/2012

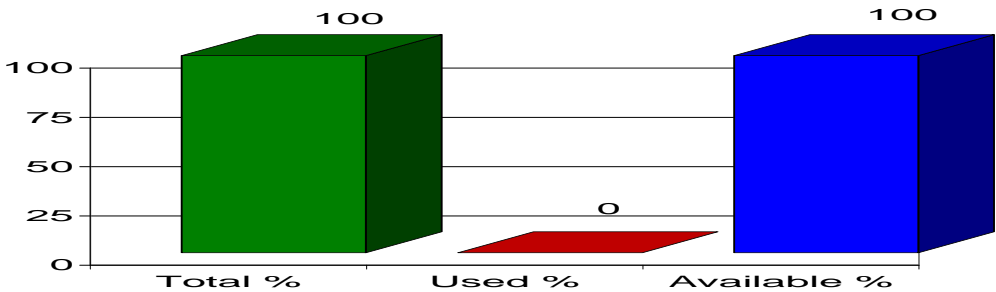
Heading: Chapter 21, Additional U.S. Note 4, Mixed Condiments and Mixed Seasonings
Period: 10/01/2012 **Through:** 09/30/2013
Country: All Countries **Date/Time Filled:** Open
UOM: KG **Q Level:** 689,000 **Ent-Qty:** 0 **% Filled:** 0



Heading: Chapter 21, Additional U.S. Note 5, Ice Cream
Period: 01/01/2012 **Through:** 12/31/2012
Country: Belgium (MAQ) **Date/Time Filled:** Open
UOM: L **Q Level:** 922,315 **Ent-Qty:** 0 **% Filled:** 0

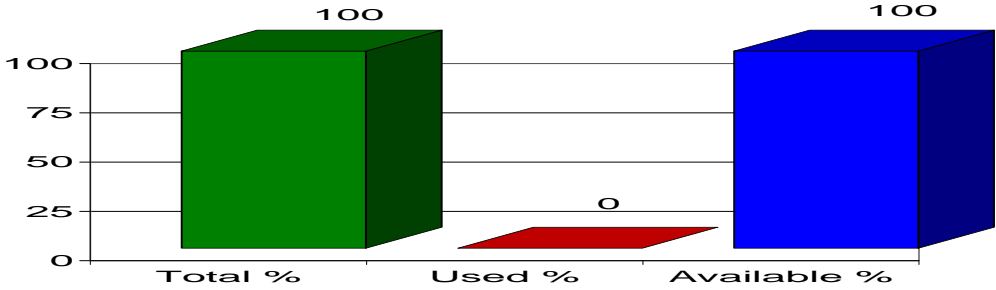


Heading: Chapter 21, Additional U.S. Note 5, Ice Cream
Period: 01/01/2012 **Through:** 12/31/2012
Country: Denmark (MAQ) **Date/Time Filled:** Open
UOM: L **Q Level:** 13,059 **Ent-Qty:** 0 **% Filled:** 0

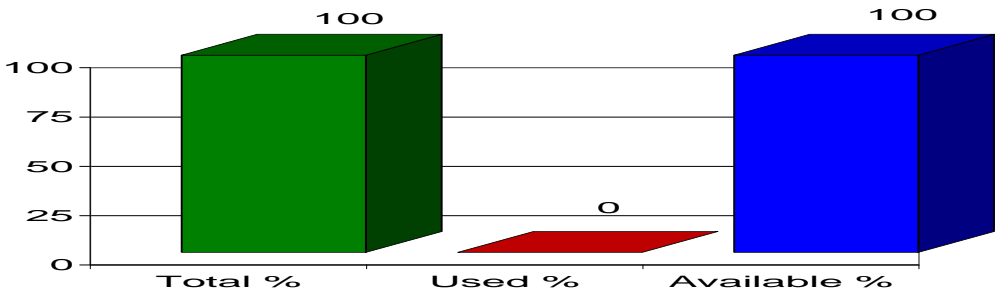


Quota Report 10/01/2012

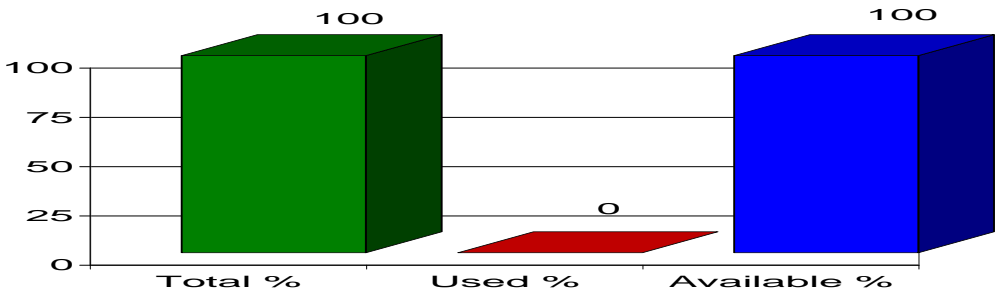
Heading: Chapter 21, Additional U.S. Note 5, Ice Cream
Period: 01/01/2012 Through: 12/31/2012
Country: Jamaica (MAQ) Date/Time Filled: Open
UOM: L Q Level: 3,596 Ent-Qty: 0 % Filled: 0



Heading: Chapter 21, Additional U.S. Note 5, Ice Cream
Period: 01/01/2012 Through: 12/31/2012
Country: Netherlands (MAQ) Date/Time Filled: Open
UOM: L Q Level: 104,477 Ent-Qty: 0 % Filled: 0

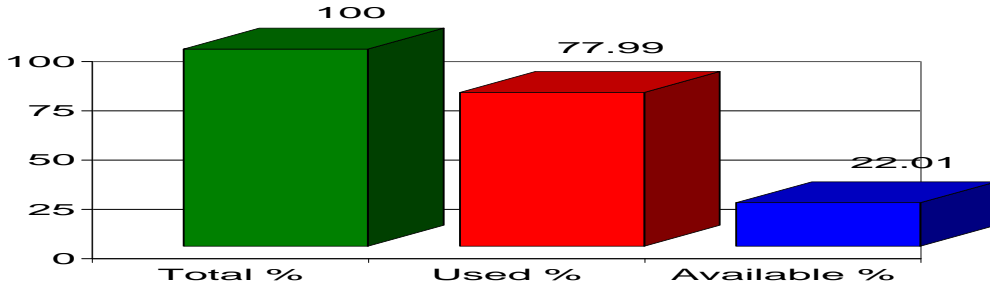


Heading: Chapter 21, Additional U.S. Note 5, Ice Cream
Period: 01/01/2012 Through: 12/31/2012
Country: New Zealand (MAQ) Date/Time Filled: Open
UOM: L Q Level: 589,312 Ent-Qty: 0 % Filled: 0

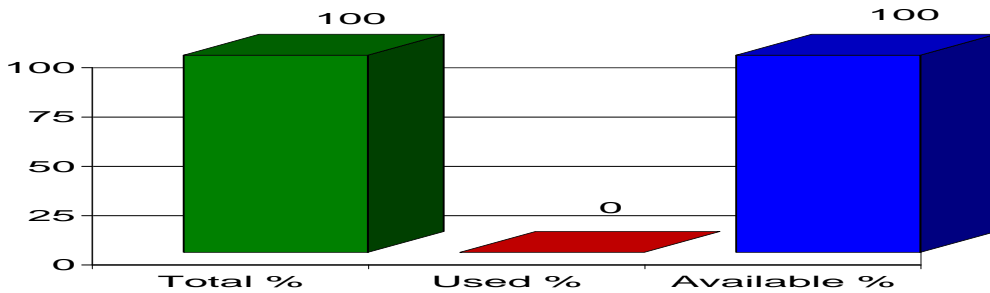


Quota Report 10/01/2012

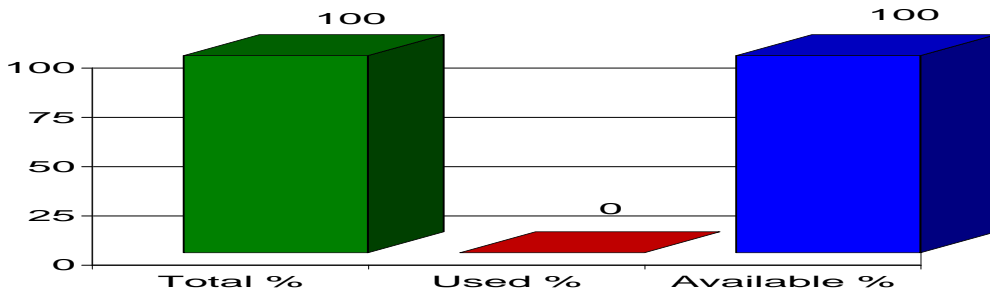
Heading: Chapter 21, Additional U.S. Note 5, Ice Cream
Period: 01/01/2012 **Through:** 12/31/2012
Country: Any Country **Date/Time Filled:** Open
UOM: L **Q Level:** 4,035,087 **Ent-Qty:** 3,147,120 **% Filled:** 77.99



Heading: Chapter 23, Additional U.S. Note 2, Animal Feed
Period: 01/01/2012 **Through:** 12/31/2012
Country: Australia (MAQ) **Date/Time Filled:** Open
UOM: KG **Q Level:** 56,699 **Ent-Qty:** 0 **% Filled:** 0

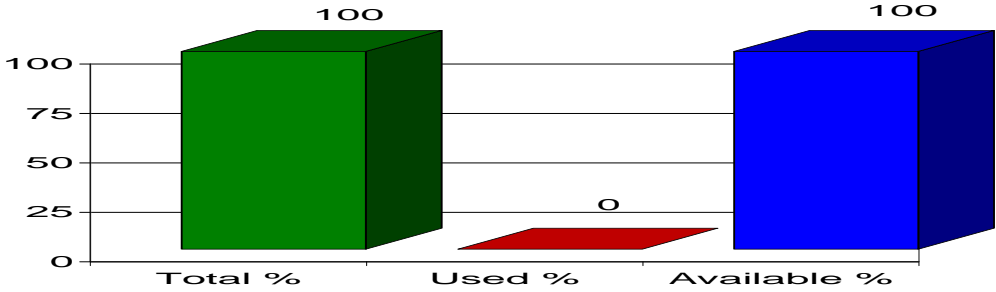


Heading: Chapter 23, Additional U.S. Note 2, Animal Feed
Period: 01/01/2012 **Through:** 12/31/2012
Country: United Kingdom (MAQ) **Date/Time Filled:** Open
UOM: KG **Q Level:** 83,914 **Ent-Qty:** 0 **% Filled:** 0

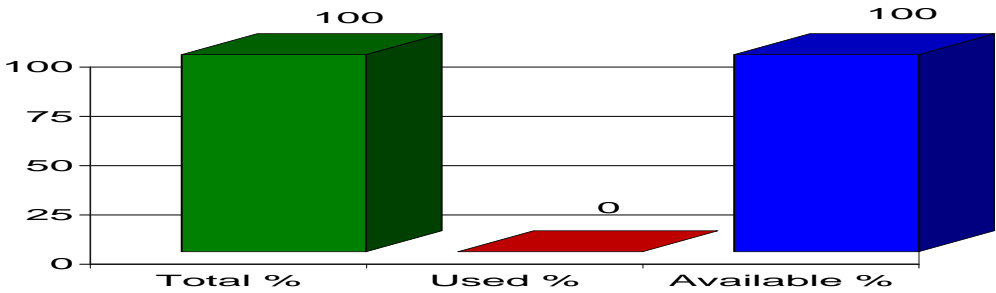


Quota Report 10/01/2012

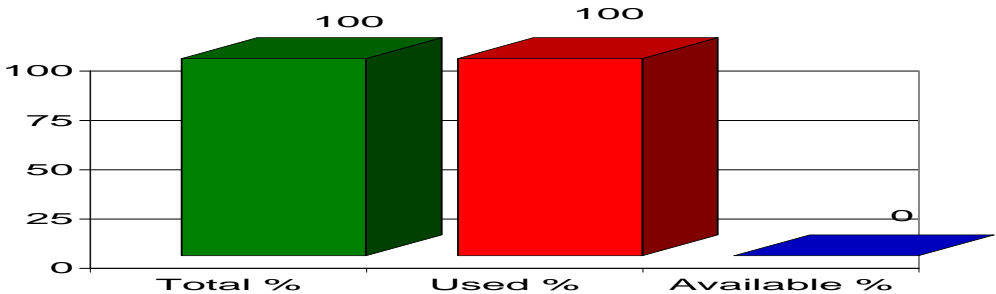
Heading: Chapter 23, Additional U.S. Note 2, Animal Feed
 Period: 01/01/2012 Through: 12/31/2012
 Country: Ireland (MAQ) Date/Time Filled: Open
 UOM: KG Q Level: 5,470,323 Ent-Qty: 0 % Filled: 0



Heading: Chapter 23, Additional U.S. Note 2, Animal Feed
 Period: 01/01/2012 Through: 12/31/2012
 Country: New Zealand (MAQ) Date/Time Filled: Open
 UOM: KG Q Level: 1,782,618 Ent-Qty: 0 % Filled: 0

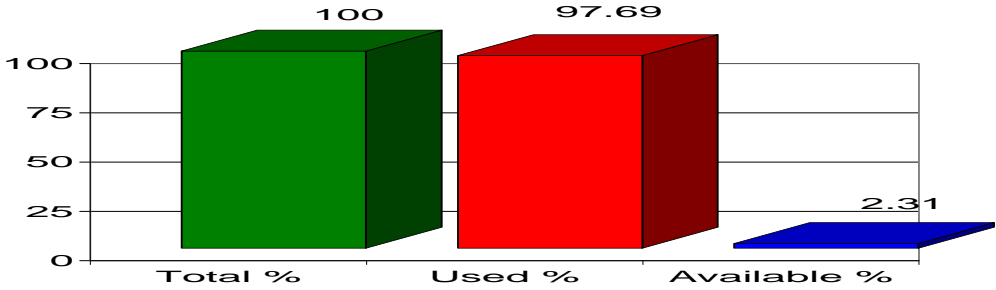


Heading: Chapter 23, Additional U.S. Note 2, Animal Feed
 Period: 01/01/2012 Through: 12/31/2012
 Country: Any Country Date/Time Filled: 06/07/2012 09:24
 UOM: KG Q Level: 6,146 Ent-Qty: 6,146 % Filled: 100

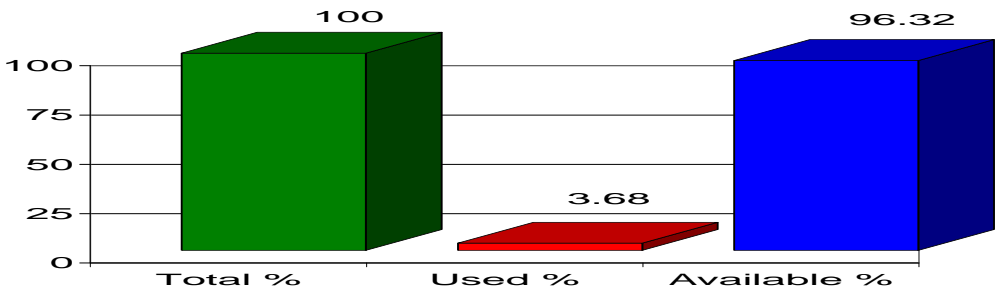


Quota Report 10/01/2012

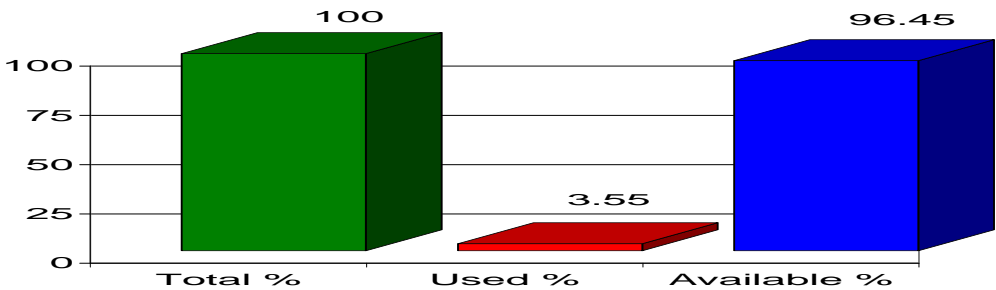
Heading: Chapter 24, Additional U.S. Note 5, Tobacco
 Period: 09/13/2012 Through: 09/12/2013
 Country: Other Countries Date/Time Filled: Open
 UOM: KG Q Level: 3,000,000 Ent-Qty: 2,930,680 % Filled: 97.69



Heading: Chapter 24, Additional U.S. Note 5, Tobacco
 Period: 09/13/2012 Through: 09/12/2013
 Country: Argentina Date/Time Filled: Open
 UOM: KG Q Level: 10,750,000 Ent-Qty: 396,000 % Filled: 3.68

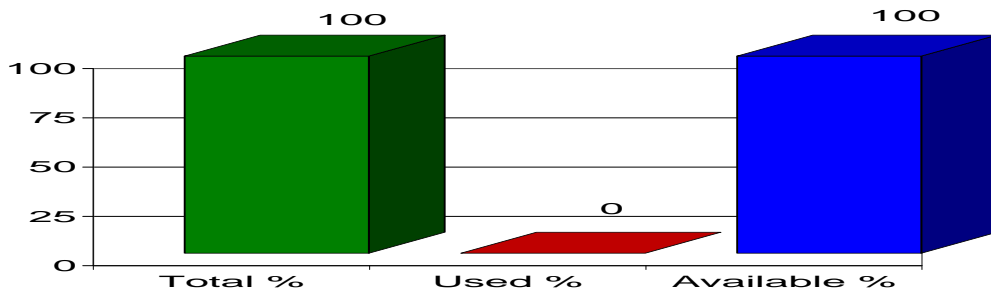


Heading: Chapter 24, Additional U.S. Note 5, Tobacco
 Period: 09/13/2012 Through: 09/12/2013
 Country: Brazil Date/Time Filled: Open
 UOM: KG Q Level: 80,200,000 Ent-Qty: 2,848,634 % Filled: 3.55

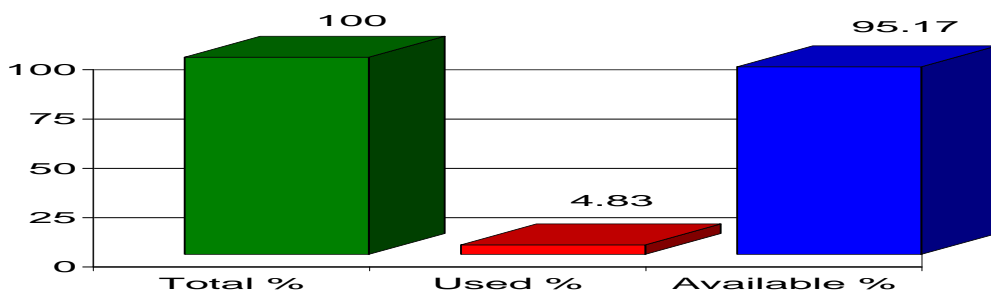


Quota Report 10/01/2012

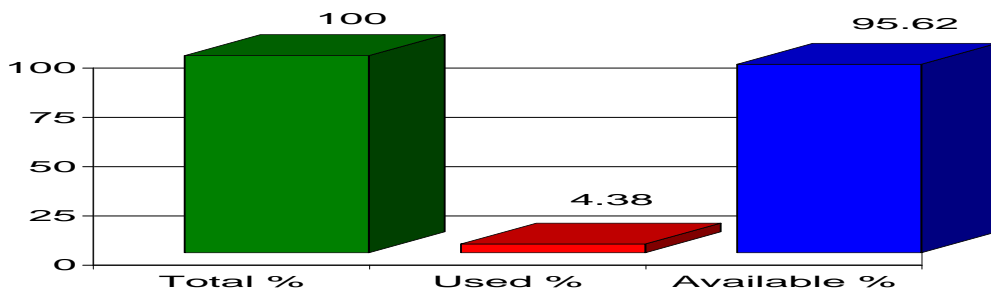
Heading: Chapter 24, Additional U.S. Note 5, Tobacco
 Period: 09/13/2012 Through: 09/12/2013
 Country: Chile Date/Time Filled: Open
 UOM: KG Q Level: 2,750,000 Ent-Qty: 0 % Filled: 0



Heading: Chapter 24, Additional U.S. Note 5, Tobacco
 Period: 09/13/2012 Through: 09/12/2013
 Country: Guatemala Date/Time Filled: Open
 UOM: KG Q Level: 10,000,000 Ent-Qty: 483,120 % Filled: 4.83

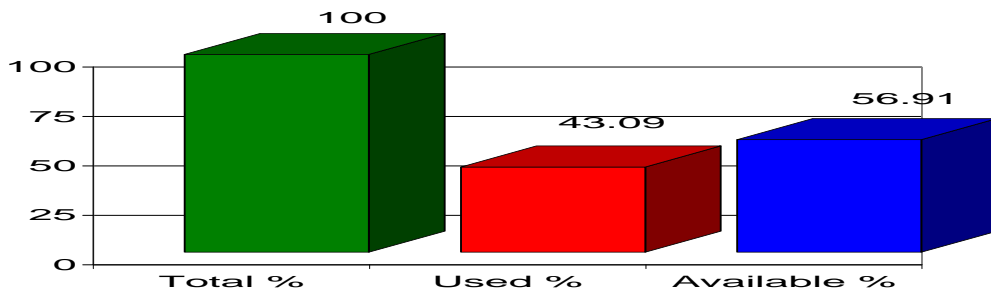


Heading: Chapter 24, Additional U.S. Note 5, Tobacco
 Period: 09/13/2012 Through: 09/12/2013
 Country: Malawi Date/Time Filled: Open
 UOM: KG Q Level: 12,000,000 Ent-Qty: 525,600 % Filled: 4.38

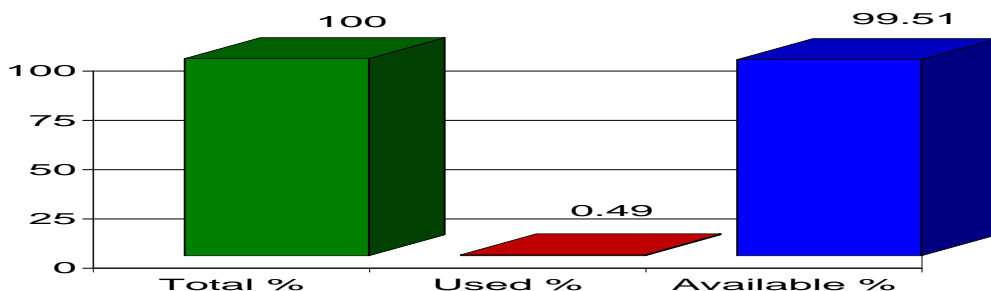


Quota Report 10/01/2012

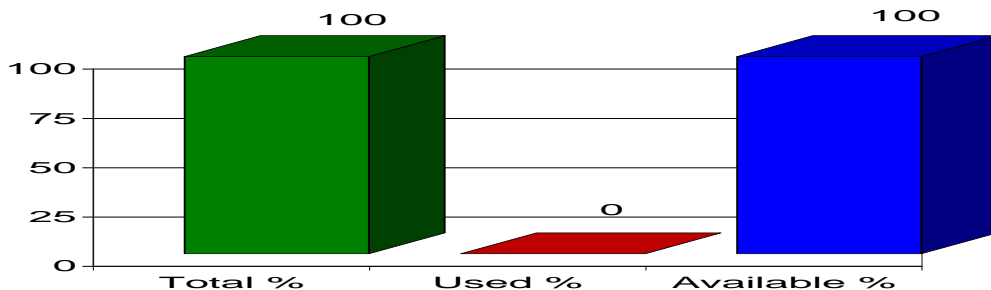
Heading: Chapter 24, Additional U.S. Note 5, Tobacco
Period: 09/13/2012 **Through:** 09/12/2013
Country: Philippines **Date/Time Filled:** Open
UOM: KG **Q Level:** 3,000,000 **Ent-Qty:** 1,292,800 **% Filled:** 43.09



Heading: Chapter 24, Additional U.S. Note 5, Tobacco
Period: 09/13/2012 **Through:** 09/12/2013
Country: Thailand **Date/Time Filled:** Open
UOM: KG **Q Level:** 7,000,000 **Ent-Qty:** 34,560 **% Filled:** 0.49

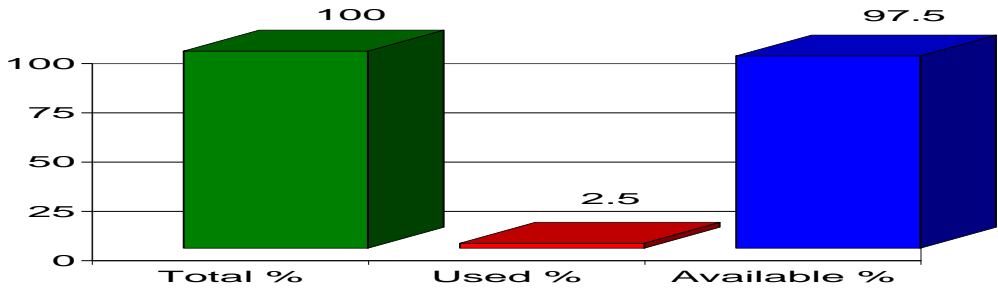


Heading: Chapter 24, Additional U.S. Note 5, Tobacco
Period: 09/13/2012 **Through:** 09/12/2013
Country: Zimbabwe **Date/Time Filled:** Open
UOM: KG **Q Level:** 0 **Ent-Qty:** 0 **% Filled:** 0

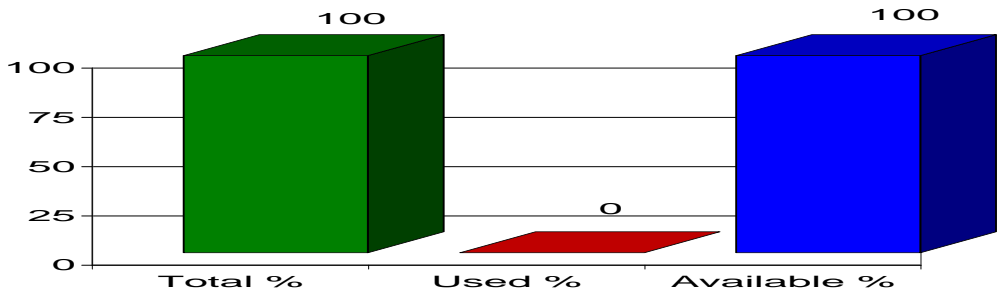


Quota Report 10/01/2012

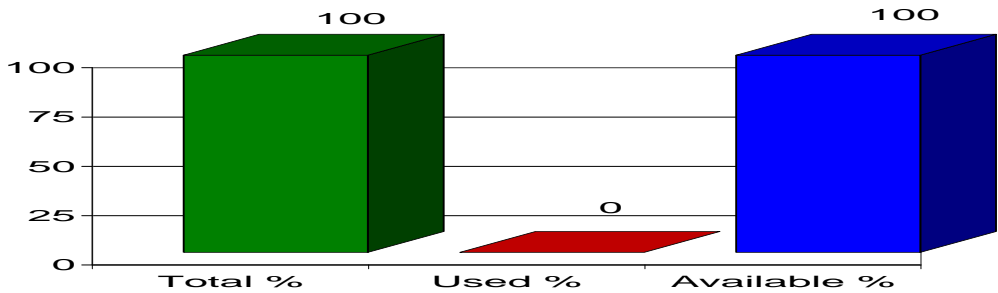
Heading: Chapter 24, Additional U.S. Note 5, Tobacco
 Period: 09/13/2012 Through: 09/12/2013
 Country: European Union Date/Time Filled: Open
 UOM: KG Q Level: 10,000,000 Ent-Qty: 249,600 % Filled: 2.5



Heading: Chapter 52, Additional U.S. Note 05, Cotton NOTE: For "*" countries, see end of report for explanation
 Period: 09/20/2012 Through: 09/19/2013
 Country: China (MAQ) Date/Time Filled: Open
 UOM: KG Q Level: 621,780 Ent-Qty: 0 % Filled: 0



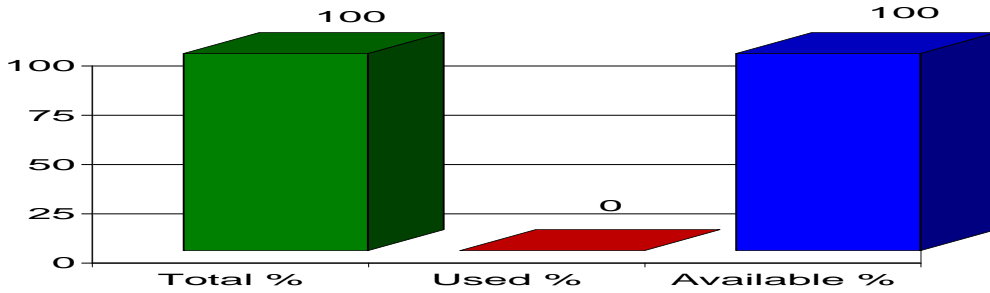
Heading: Chapter 52, Additional U.S. Note 05, Cotton NOTE: For "*" countries, see end of report for explanation
 Period: 09/20/2012 Through: 09/19/2013
 Country: Colombia (MAQ) Date/Time Filled: Open
 UOM: KG Q Level: 56 Ent-Qty: 0 % Filled: 0



Quota Report 10/01/2012

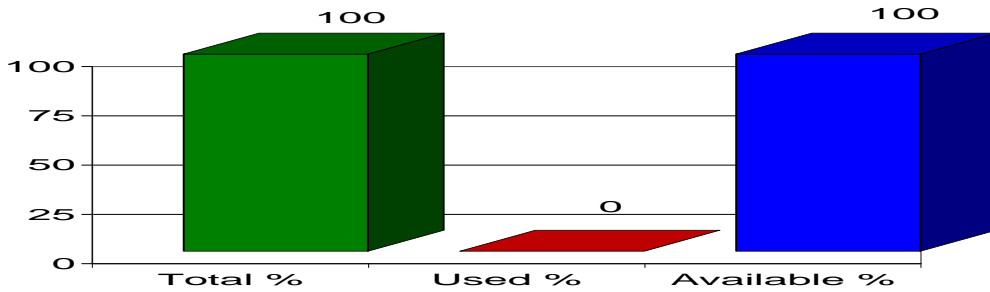
Heading: Chapter 52, Additional U.S. Note 05, Cotton NOTE: For "*" countries, see end of report for explanation

Period: 09/20/2012 Through: 09/19/2013
 Country: Ecuador (MAQ) Date/Time Filled: Open
 UOM: KG Q Level: 4,233 Ent-Qty: 0 % Filled: 0



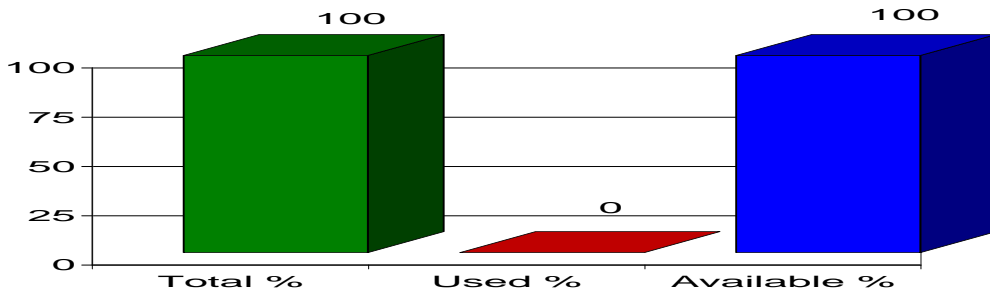
Heading: Chapter 52, Additional U.S. Note 05, Cotton NOTE: For "*" countries, see end of report for explanation

Period: 09/20/2012 Through: 09/19/2013
 Country: Honduras (MAQ) Date/Time Filled: Open
 UOM: KG Q Level: 341 Ent-Qty: 0 % Filled: 0



Heading: Chapter 52, Additional U.S. Note 05, Cotton NOTE: For "*" countries, see end of report for explanation

Period: 09/20/2012 Through: 09/19/2013
 Country: Haiti (MAQ) Date/Time Filled: Open
 UOM: KG Q Level: 107 Ent-Qty: 0 % Filled: 0



Quota Report 10/01/2012

Heading: Chapter 52, Additional U.S. Note 05, Cotton NOTE: For "*" countries, see end of report for explanation

Period: 09/20/2012

Through: 09/19/2013

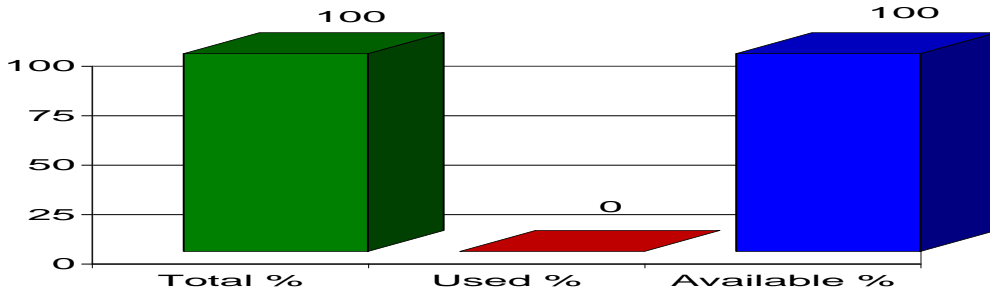
Country Iraq (MAQ)

Date/Time Filled: Open

UOM: KG Q Level: 88

Ent-Qty: 0

% Filled: 0



Heading: Chapter 52, Additional U.S. Note 05, Cotton NOTE: For "*" countries, see end of report for explanation

Period: 09/20/2012

Through: 09/19/2013

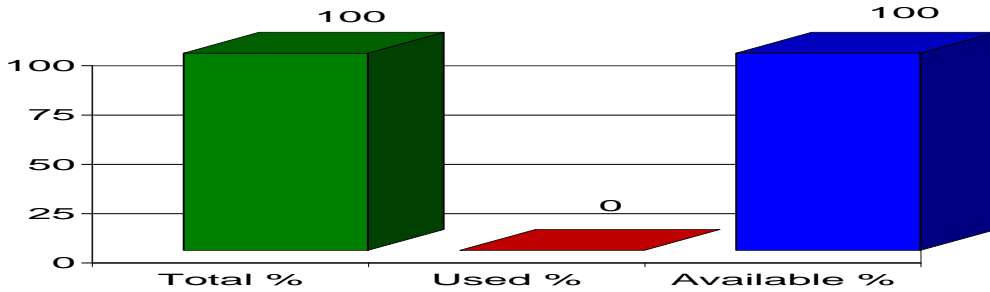
Country Nigeria (MAQ)

Date/Time Filled: Open

UOM: KG Q Level: 2,438

Ent-Qty: 0

% Filled: 0



Heading: Chapter 52, Additional U.S. Note 05, Cotton NOTE: For "*" countries, see end of report for explanation

Period: 09/20/2012

Through: 09/19/2013

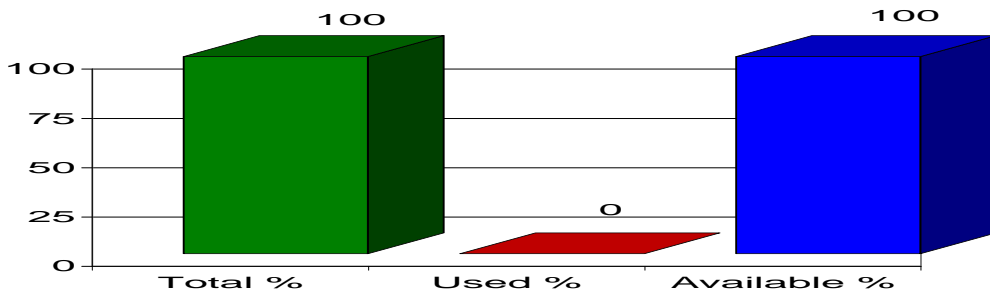
Country Peru (MAQ)

Date/Time Filled: Open

UOM: KG Q Level: 112,469

Ent-Qty: 0

% Filled: 0



Quota Report 10/01/2012

Heading: Chapter 52, Additional U.S. Note 05, Cotton NOTE: For "*" countries, see end of report for explanation

Period: 09/20/2012

Through: 09/19/2013

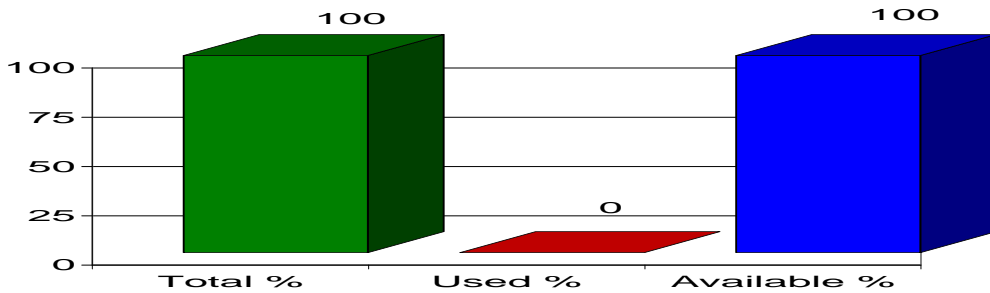
Country Paraguay (MAQ)

Date/Time Filled: Open

UOM: KG Q Level: 395

Ent-Qty: 0

% Filled: 0



Heading: Chapter 52, Additional U.S. Note 05, Cotton NOTE: For "*" countries, see end of report for explanation

Period: 09/20/2012

Through: 09/19/2013

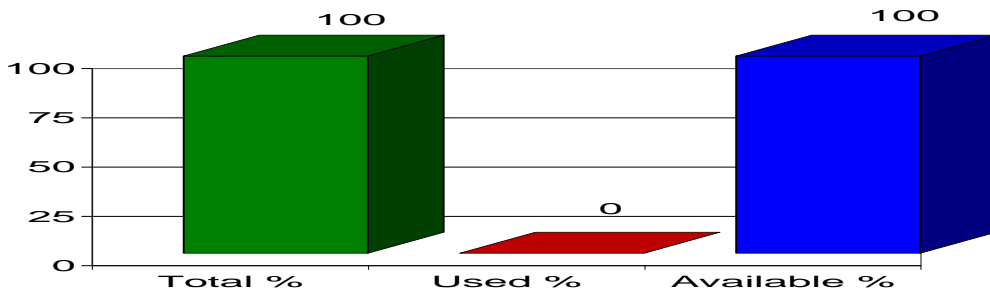
Country Gambia, Sierra Leone (MAQ)

Date/Time Filled: Open

UOM: KG Q Level: 7,259

Ent-Qty: 0

% Filled: 0



Heading: Chapter 52, Additional U.S. Note 05, Cotton NOTE: For "*" countries, see end of report for explanation

Period: 09/20/2012

Through: 09/19/2013

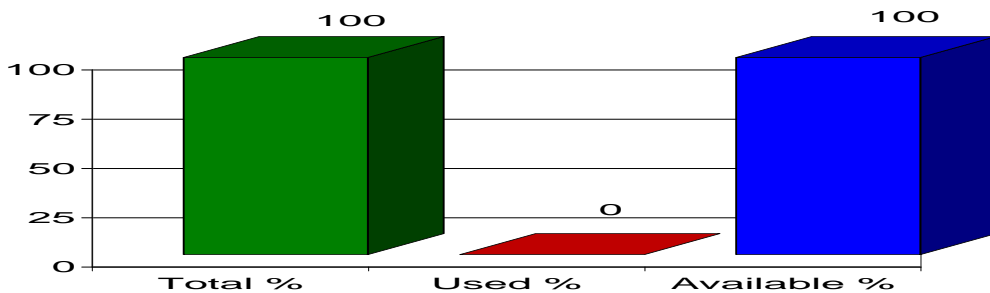
Country Neth. New Guinea (MAQ)

Date/Time Filled: Open

UOM: KG Q Level: 32,381

Ent-Qty: 0

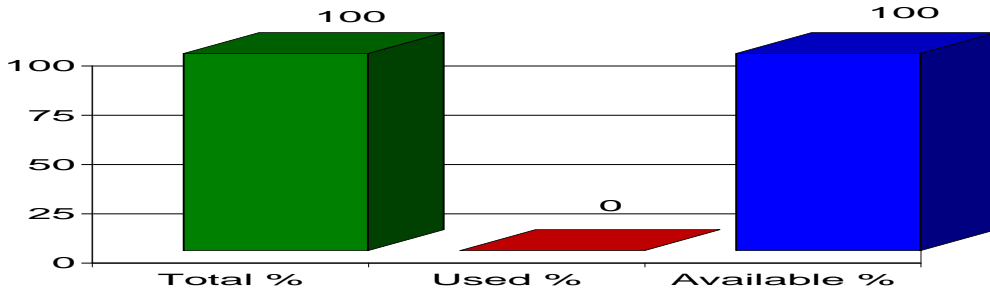
% Filled: 0



Quota Report 10/01/2012

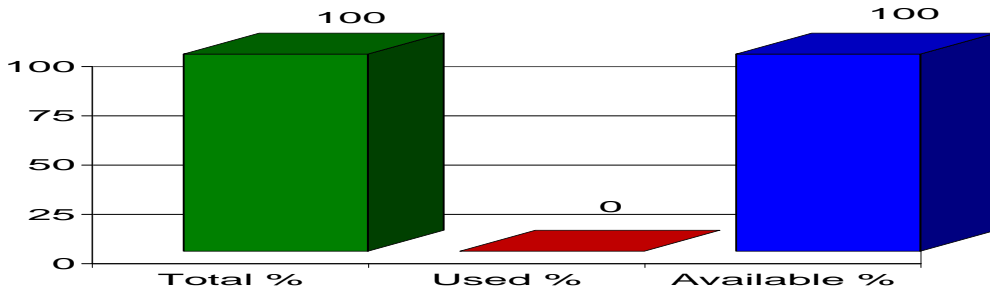
Heading: Chapter 52, Additional U.S. Note 05, Cotton NOTE: For "*" countries, see end of report for explanation

Period: 09/20/2012 Through: 09/19/2013
 Country: Eastern Europe (MAQ) Date/Time Filled: Open
 UOM: KG Q Level: 215,512 Ent-Qty: 0 % Filled: 0



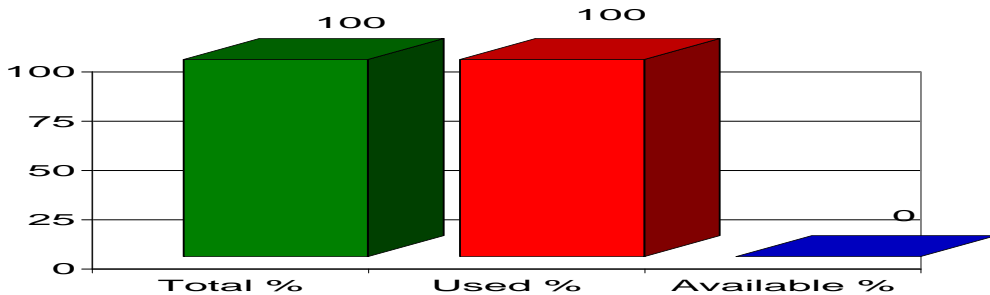
Heading: Chapter 52, Additional U.S. Note 05, Cotton NOTE: For "*" countries, see end of report for explanation

Period: 09/20/2012 Through: 09/19/2013
 Country: Egypt & Sudan (MAQ) Date/Time Filled: Open
 UOM: KG Q Level: 355,532 Ent-Qty: 0 % Filled: 0



Heading: Chapter 52, Additional U.S. Note 05, Cotton NOTE: For "*" countries, see end of report for explanation

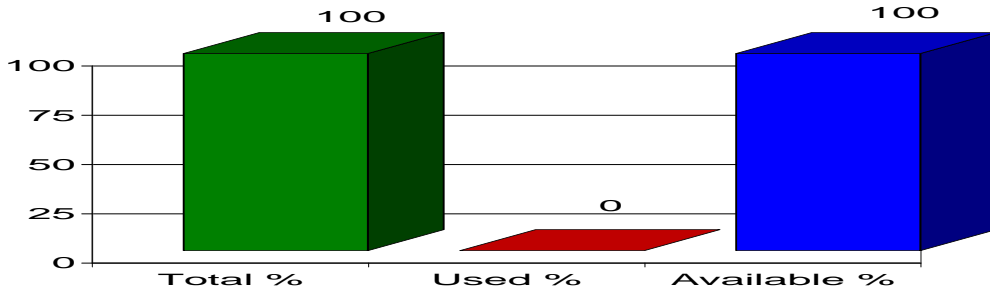
Period: 09/20/2012 Through: 09/19/2013
 Country: Brazil (MAQ) Date/Time Filled: Open
 UOM: KG Q Level: 280,648 Ent-Qty: 280,648 % Filled: 100



Quota Report 10/01/2012

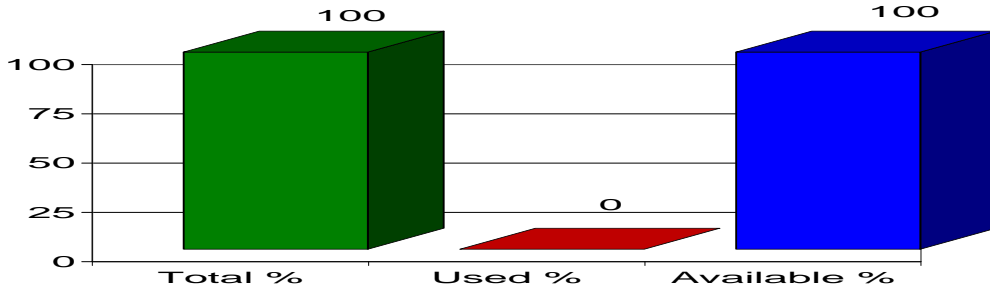
Heading: Chapter 52, Additional U.S. Note 05, Cotton NOTE: For "*" countries, see end of report for explanation

Period: 09/20/2012 Through: 09/19/2013
 Country: India &,Pakistan Indonesia (MAQ) Date/Time Filled: Open
 UOM: KG Q Level: 908,764 Ent-Qty: 0 % Filled: 0



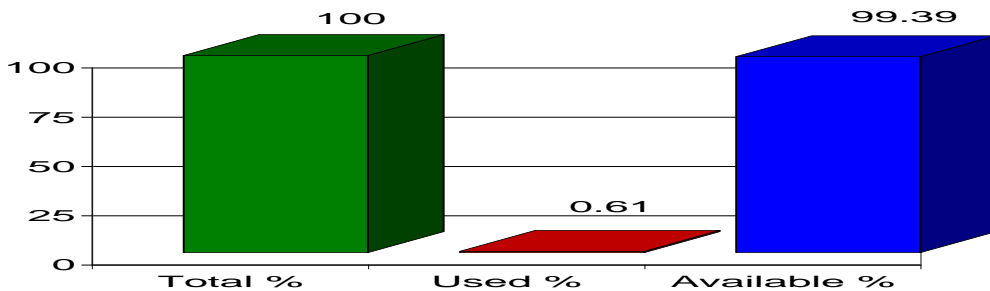
Heading: Chapter 52, Additional U.S. Note 05, Cotton NOTE: For "*" countries, see end of report for explanation

Period: 09/20/2012 Through: 09/19/2013
 Country: Kenya, Uganda (MAQ) Date/Time Filled: Open
 UOM: KG Q Level: 1,016 Ent-Qty: 0 % Filled: 0



Heading: Chapter 52, Additional U.S. Note 05, Cotton NOTE: For "*" countries, see end of report for explanation

Period: 09/20/2012 Through: 09/19/2013
 Country: Global Total Date/Time Filled: Open
 UOM: KG Q Level: 17,652,000 Ent-Qty: 107,839 % Filled: 0.61



Quota Report 10/01/2012

Heading: Chapter 52, Additional U.S. Note 05, Cotton NOTE: For "*" countries, see end of report for explanation

Period: 09/20/2012

Through: 09/19/2013

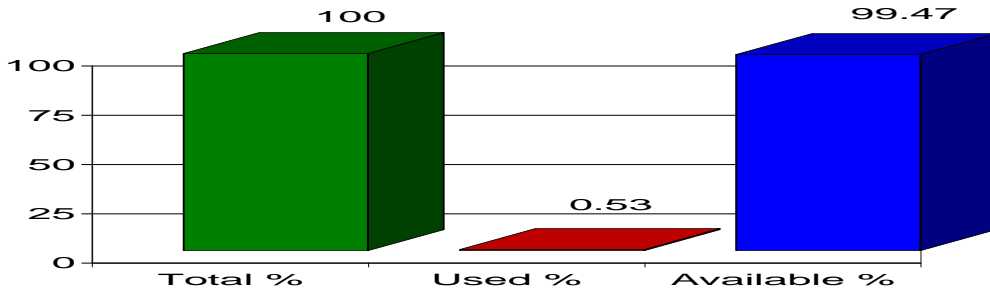
Country Aggregate Total

Date/Time Filled: Open

UOM: KG Q Level: 20,207,050

Ent-Qty: 107,839

% Filled: 0.53



Heading: Chapter 52, Additional U.S. Note 05, Cotton NOTE: For "*" countries, see end of report for explanation

Period: 09/20/2012

Through: 09/19/2013

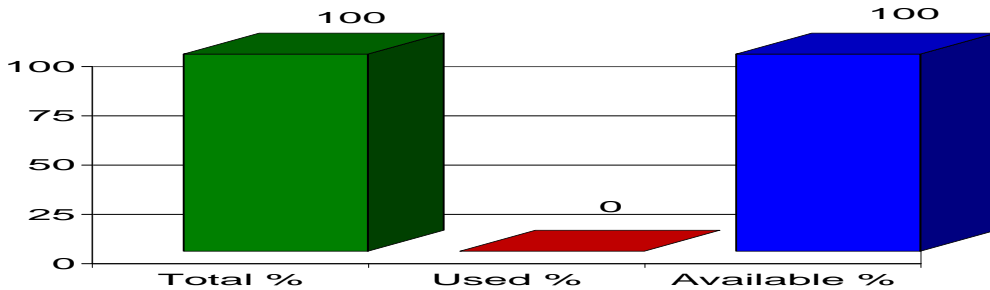
Country Argentina (MAQ)

Date/Time Filled: Open

UOM: KG Q Level: 2,360

Ent-Qty: 0

% Filled: 0



Heading: Chapter 52, Additional U.S. Note 06, Cotton, Rough or Harsh

Period: 08/01/2012

Through: 07/31/2013

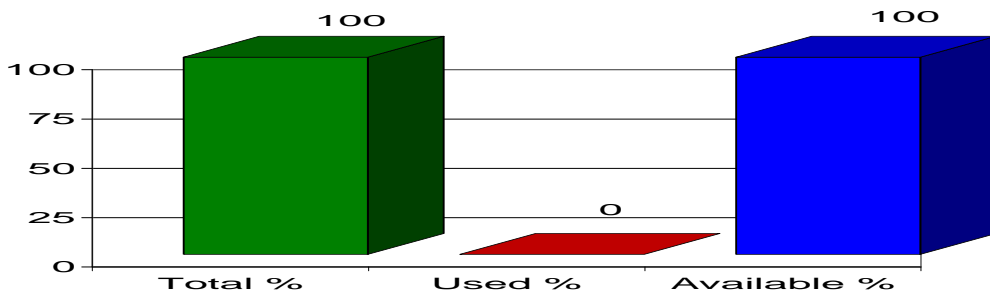
Country Any WTO Country

Date/Time Filled: Open

UOM: KG Q Level: 1,400,000

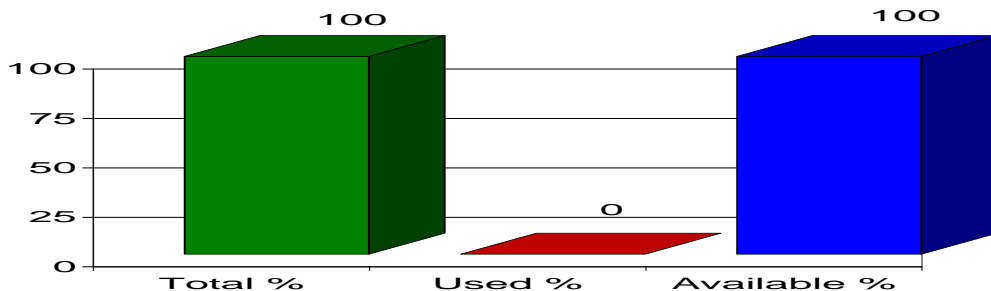
Ent-Qty: 0

% Filled: 0

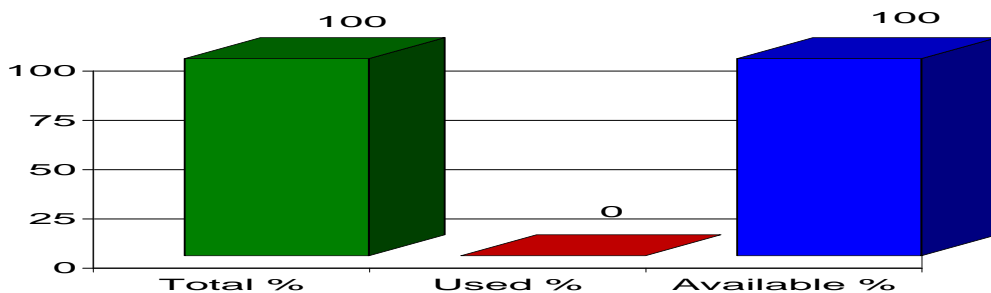


Quota Report 10/01/2012

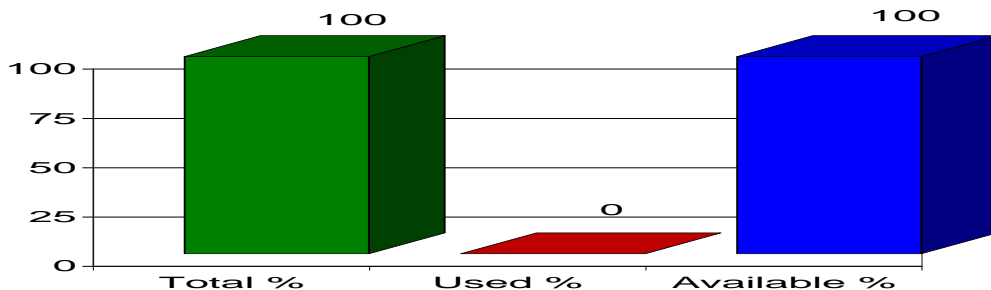
Heading: Chapter 52, Additional U.S. Note 07, Cotton
Period: 08/01/2012 **Through:** 07/31/2013
Country: Any WTO Country **Date/Time Filled:** Open
UOM: KG **Q Level:** 5,201,003,401 **Ent-Qty:** 0 **% Filled:** 0



Heading: Chapter 52, Additional U.S. Note 08, Cotton
Period: 08/01/2012 **Through:** 07/31/2013
Country: Any WTO Country **Date/Time Filled:** Open
UOM: KG **Q Level:** 40,100,000 **Ent-Qty:** 0 **% Filled:** 0

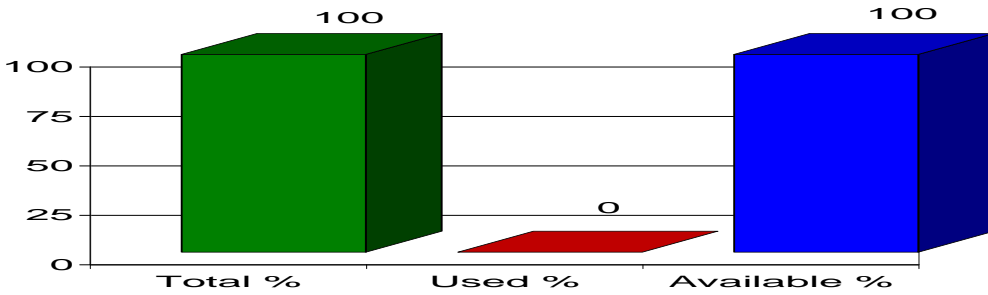


Heading: Chapter 52, Additional U.S. Note 09, Cotton, Card Strips
Period: 09/20/2012 **Through:** 09/19/2013
Country: Belgium (MAQ) **Date/Time Filled:** Open
UOM: KG **Q Level:** 5,830 **Ent-Qty:** 0 **% Filled:** 0

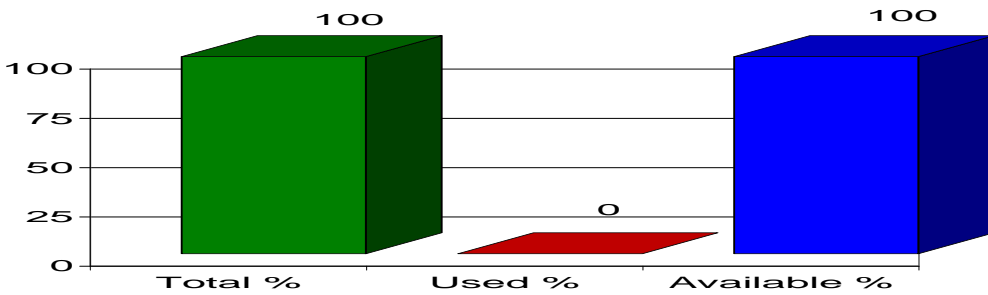


Quota Report 10/01/2012

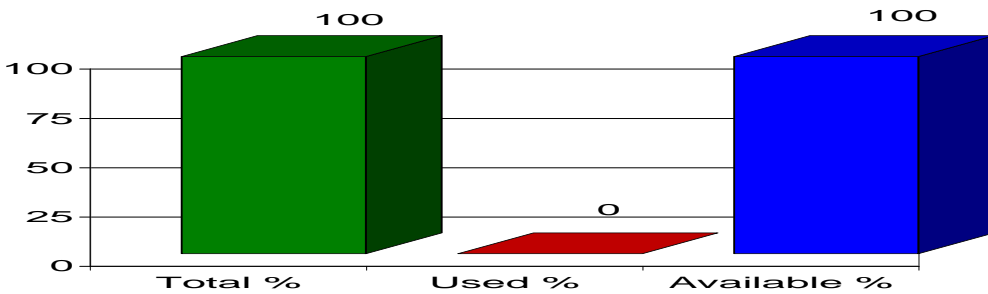
Heading: Chapter 52, Additional U.S. Note 09, Cotton, Card Strips
Period: 09/20/2012 Through: 09/19/2013
Country: Canada (MAQ) Date/Time Filled: Open
UOM: KG Q Level: 108,721 Ent-Qty: 0 % Filled: 0



Heading: Chapter 52, Additional U.S. Note 09, Cotton, Card Strips
Period: 09/20/2012 Through: 09/19/2013
Country: Switzerland (MAQ) Date/Time Filled: Open
UOM: KG Q Level: 6,711 Ent-Qty: 0 % Filled: 0

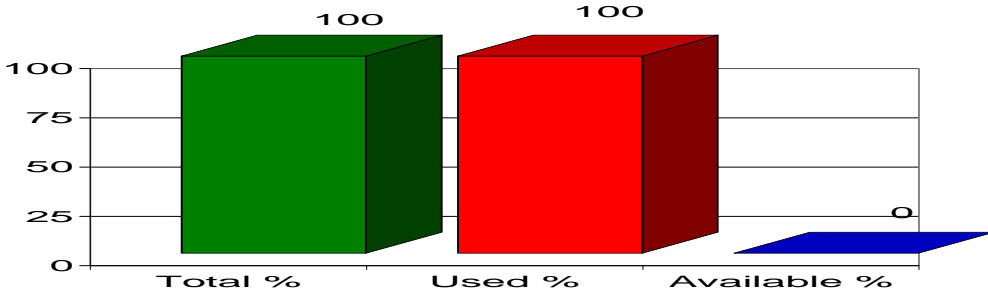


Heading: Chapter 52, Additional U.S. Note 09, Cotton, Card Strips
Period: 09/20/2012 Through: 09/19/2013
Country: China (MAQ) Date/Time Filled: Open
UOM: KG Q Level: 7,857 Ent-Qty: 0 % Filled: 0

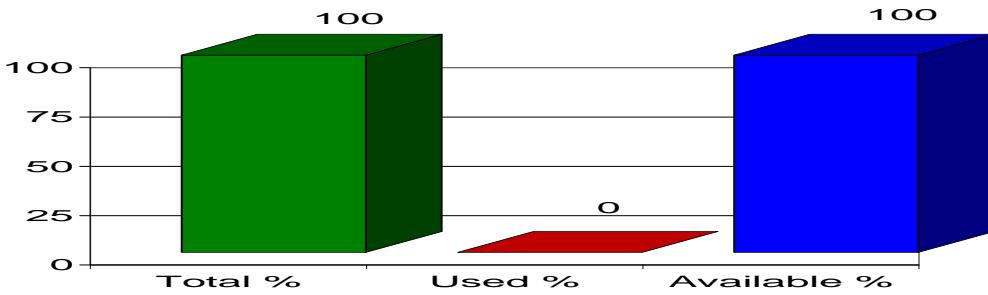


Quota Report 10/01/2012

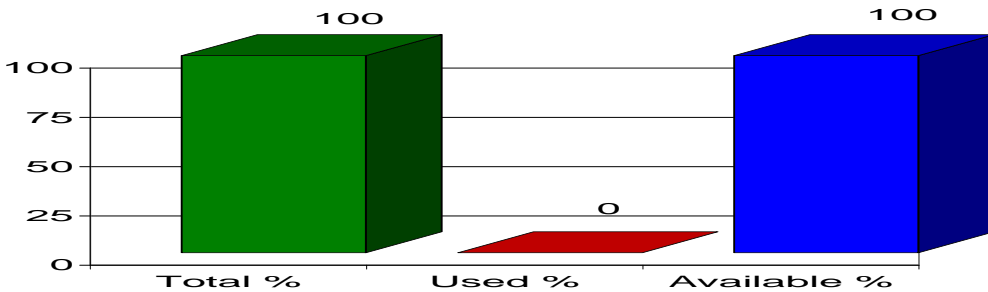
Heading: Chapter 52, Additional U.S. Note 09, Cotton, Card Strips
Period: 09/20/2012 **Through:** 09/19/2013
Country: Cuba (MAQ) **Date/Time Filled:** Open
UOM: KG **Q Level:** 2,968 **Ent-Qty:** BANNED **% Filled:** 100



Heading: Chapter 52, Additional U.S. Note 09, Cotton, Card Strips
Period: 09/20/2012 **Through:** 09/19/2013
Country: Germany (MAQ) **Date/Time Filled:** Open
UOM: KG **Q Level:** 11,540 **Ent-Qty:** 0 **% Filled:** 0

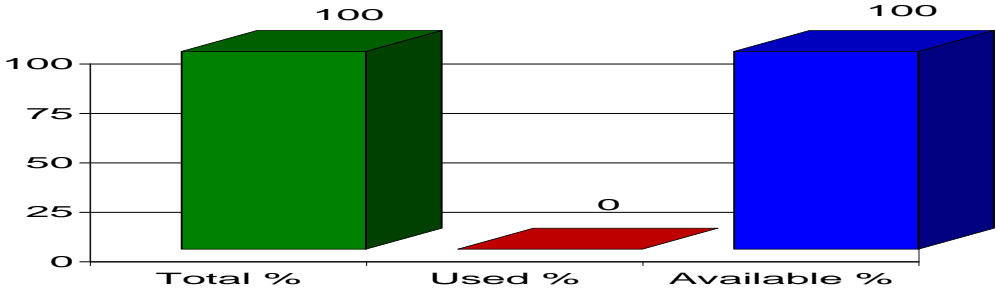


Heading: Chapter 52, Additional U.S. Note 09, Cotton, Card Strips
Period: 09/20/2012 **Through:** 09/19/2013
Country: France (MAQ) **Date/Time Filled:** Open
UOM: KG **Q Level:** 34,385 **Ent-Qty:** 0 **% Filled:** 0

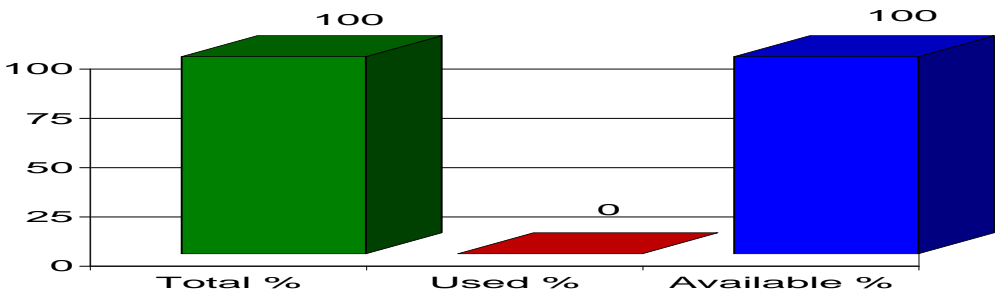


Quota Report 10/01/2012

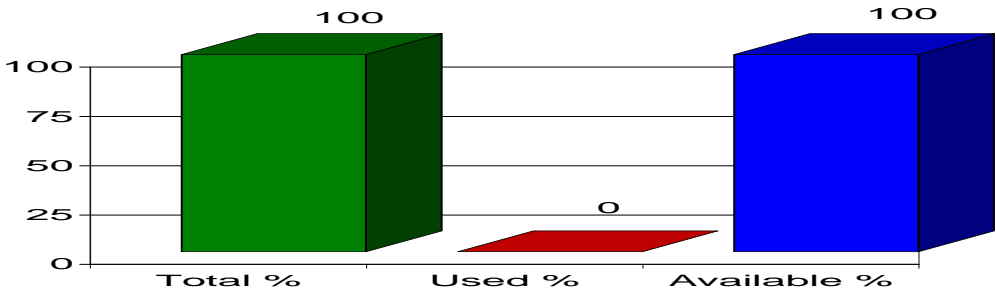
Heading: Chapter 52, Additional U.S. Note 09, Cotton, Card Strips
Period: 09/20/2012 Through: 09/19/2013
Country: United Kingdom (MAQ) Date/Time Filled: Open
UOM: KG Q Level: 653,695 Ent-Qty: 0 % Filled: 0



Heading: Chapter 52, Additional U.S. Note 09, Cotton, Card Strips
Period: 09/20/2012 Through: 09/19/2013
Country: Italy (MAQ) Date/Time Filled: Open
UOM: KG Q Level: 3,215 Ent-Qty: 0 % Filled: 0

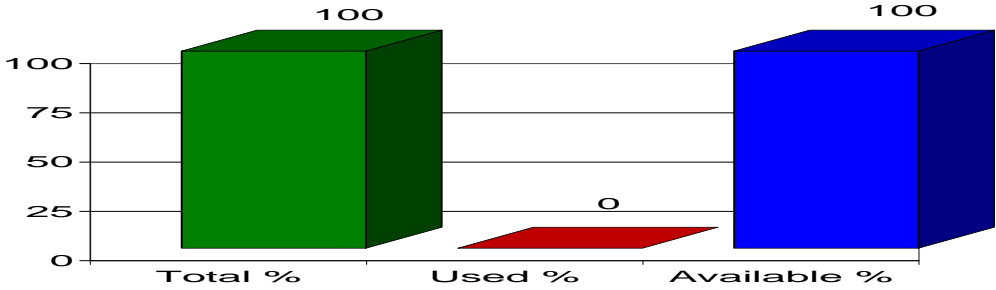


Heading: Chapter 52, Additional U.S. Note 09, Cotton, Card Strips
Period: 09/20/2012 Through: 09/19/2013
Country: Japan (MAQ) Date/Time Filled: Open
UOM: KG Q Level: 154,917 Ent-Qty: 0 % Filled: 0

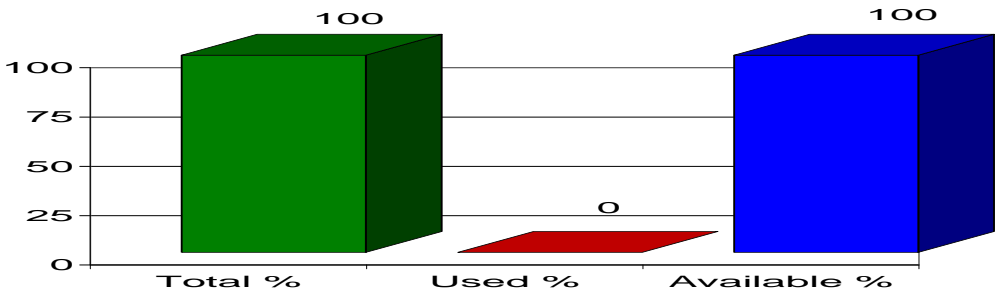


Quota Report 10/01/2012

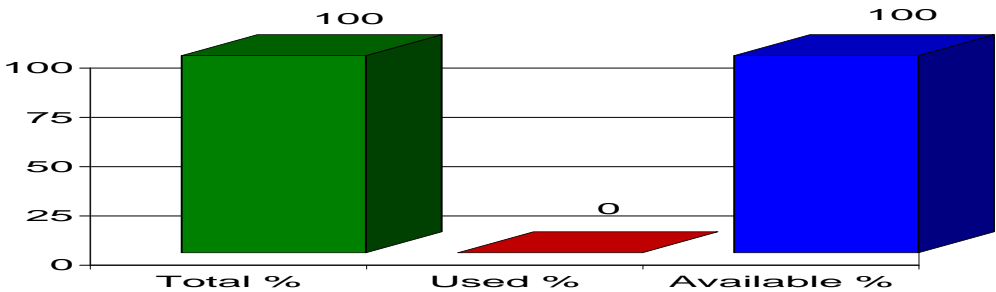
Heading: Chapter 52, Additional U.S. Note 09, Cotton, Card Strips
Period: 09/20/2012 **Through:** 09/19/2013
Country: Netherlands (MAQ) **Date/Time Filled:** Open
UOM: KG **Q Level:** 0 **Ent-Qty:** 0 **% Filled:** 0



Heading: Chapter 52, Additional U.S. Note 09, Cotton, Card Strips
Period: 09/20/2012 **Through:** 09/19/2013
Country: India & Pakistan (MAQ) **Date/Time Filled:** Open
UOM: KG **Q Level:** 31,582 **Ent-Qty:** 0 **% Filled:** 0

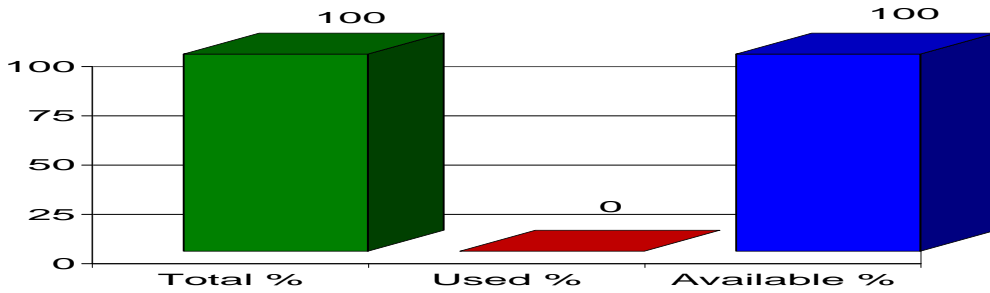


Heading: Chapter 52, Additional U.S. Note 09, Cotton, Card Strips
Period: 09/20/2012 **Through:** 09/19/2013
Country: Any WTO Country **Date/Time Filled:** Open
UOM: KG **Q Level:** 2,500,000 **Ent-Qty:** 0 **% Filled:** 0

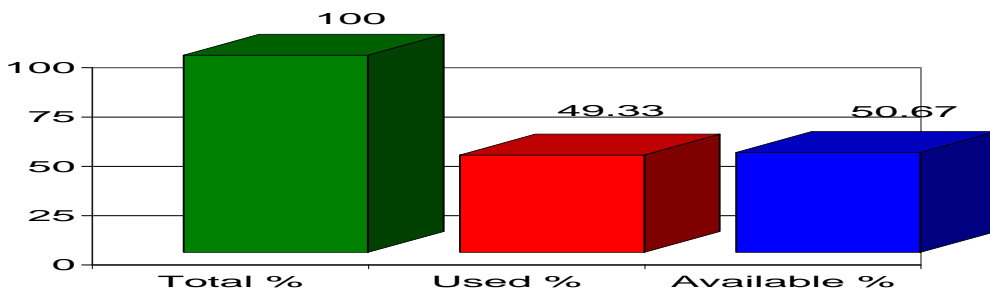


Quota Report 10/01/2012

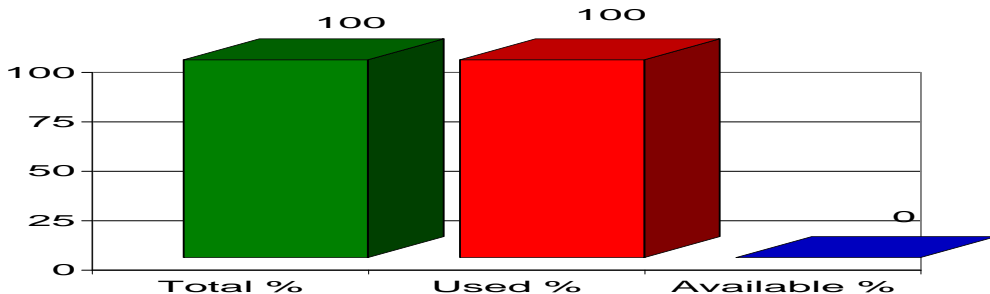
Heading: Chapter 52, Additional U.S. Note 10, Fibers of Cotton
Period: 09/11/2012 **Through:** 09/10/2013
Country: Any WTO Country **Date/Time Filled:** Open
UOM: KG **Q Level:** 2,500 **Ent-Qty:** 0 **% Filled:** 0



Heading: Chapter 96, 9603.10.05 - Whiskbrooms
Period: 01/01/2012 **Through:** 12/31/2012
Country: All Countries **Date/Time Filled:** Open
UOM: NO **Q Level:** 739,860 **Ent-Qty:** 364,968 **% Filled:** 49.33

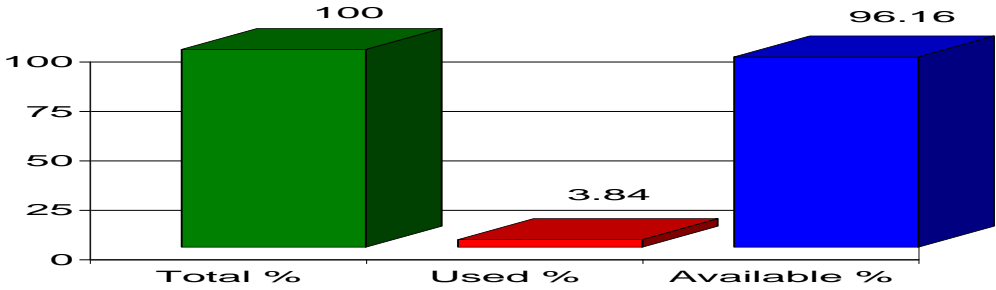


Heading: Chapter 96, 9603.10.40 - Other Brooms
Period: 01/01/2012 **Through:** 12/31/2012
Country: All Countries **Date/Time Filled:** 03/19/2012 14:30
UOM: NO **Q Level:** 1,457,736 **Ent-Qty:** 1,457,736 **% Filled:** 100

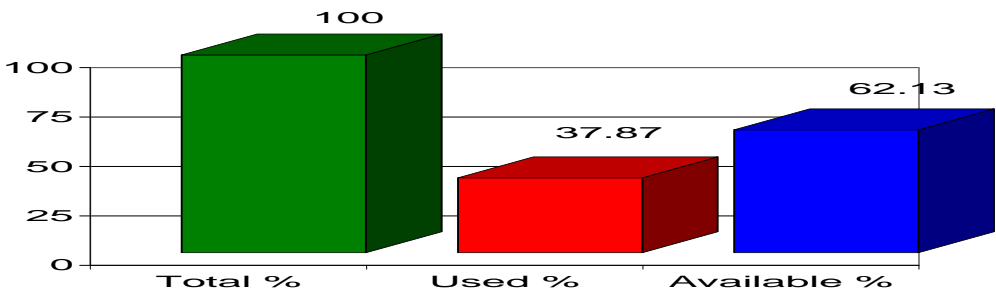


Quota Report 10/01/2012

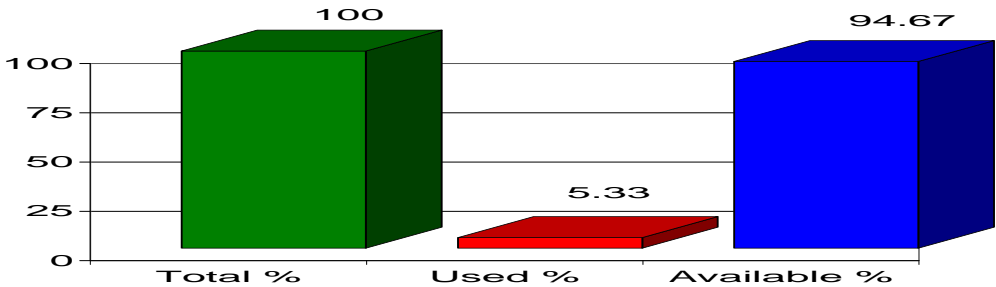
Heading: Chapter 99, 9902.51.11 - Worsted Wool Fabrics - *Need OTEXA License to Qualify*
Period: 01/01/2012 **Through:** 12/31/2012
Country: All Countries **Date/Time Filled:** Open
UOM: M2 **Q Level:** 5,500,000 **Ent-Qty:** 211,032 **% Filled:** 3.84



Heading: Chapter 99, 9902.51.15 - Worsted Wool Fabrics - *Need OTEXA License to Qualify*
Period: 01/01/2012 **Through:** 12/31/2012
Country: All Countries **Date/Time Filled:** Open
UOM: M2 **Q Level:** 5,000,000 **Ent-Qty:** 1,893,520 **% Filled:** 37.87

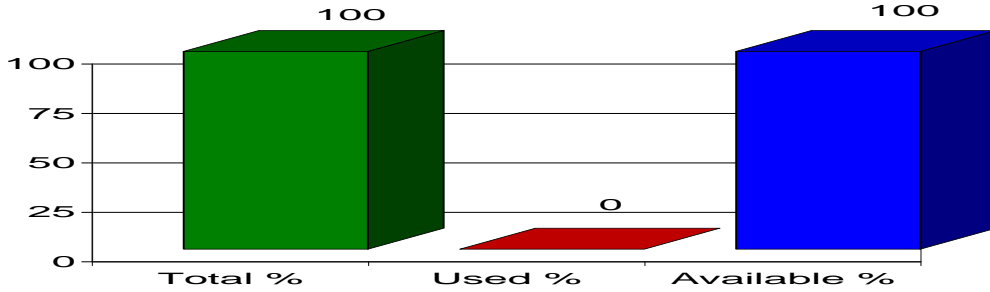


Heading: Chapter 99, 9902.51.16 - Worsted Wool Fabrics - *Need OTEXA License to Qualify*
Period: 01/01/2012 **Through:** 12/31/2012
Country: All Countries **Date/Time Filled:** Open
UOM: M2 **Q Level:** 2,000,000 **Ent-Qty:** 106,699 **% Filled:** 5.33

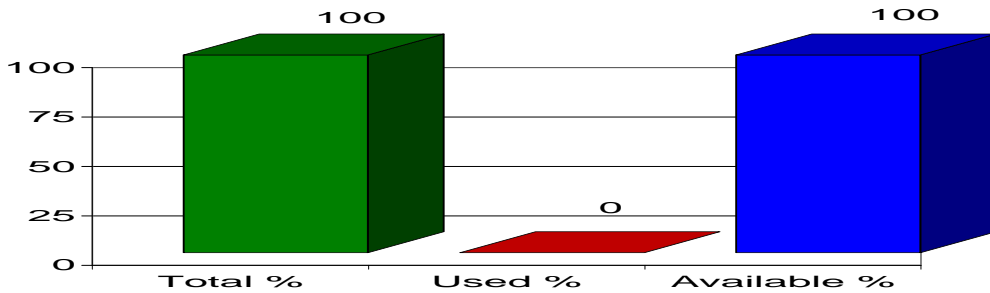


Quota Report 10/01/2012

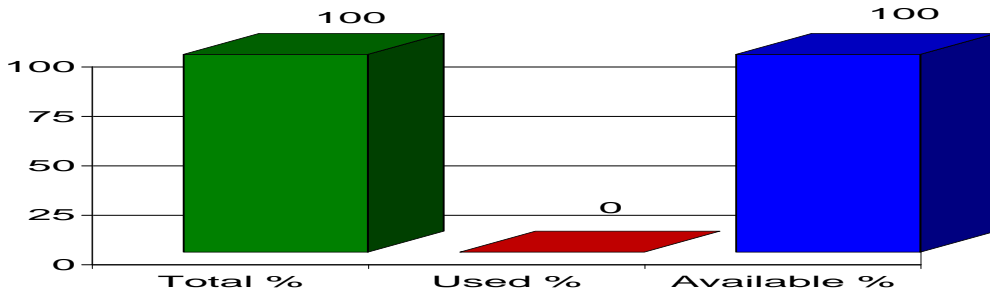
Heading: Chapter 99, 9903.52 - Upland Cotton - Agriculture Announcement #01
Period: 08/23/2012 **Through:** 02/18/2013
Country: Any Country **Date/Time Filled:** Open
UOM: KG **Q Level:** 13,516,971 **Ent-Qty:** 0 **% Filled:** 0



Heading: Chapter 99, 9903.52 - Upland Cotton - Agriculture Announcement #02
Period: 08/30/2012 **Through:** 02/25/2013
Country: Any Country **Date/Time Filled:** Open
UOM: KG **Q Level:** 13,516,971 **Ent-Qty:** 0 **% Filled:** 0

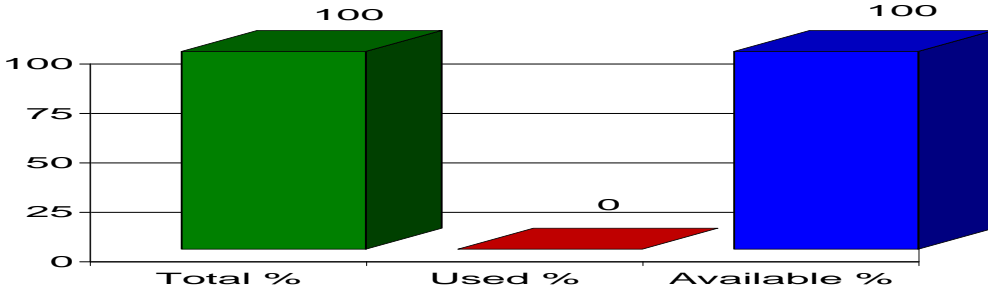


Heading: Chapter 99, 9903.52 - Upland Cotton - Agriculture Announcement #03
Period: 09/06/2012 **Through:** 03/04/2013
Country: Any Country **Date/Time Filled:** Open
UOM: KG **Q Level:** 13,516,971 **Ent-Qty:** 0 **% Filled:** 0

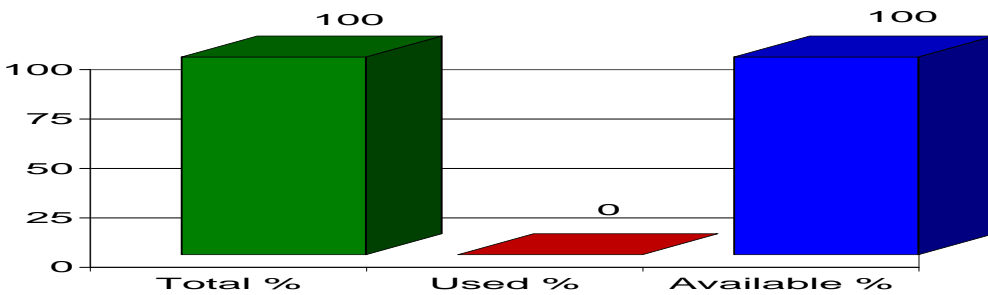


Quota Report 10/01/2012

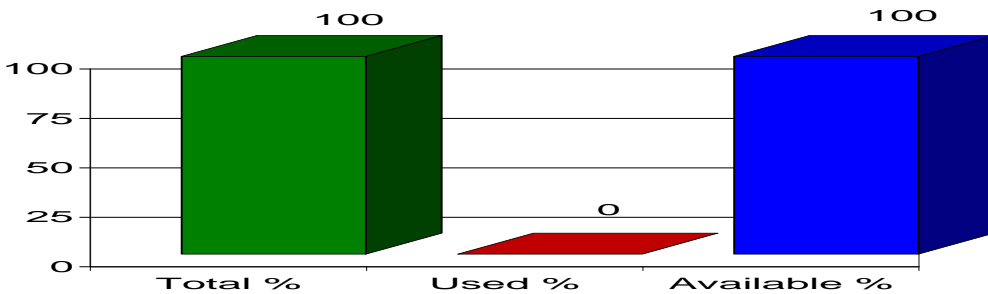
Heading: Chapter 99, 9903.52 - Upland Cotton - Agriculture Announcement #04
Period: 09/13/2012 Through: 03/11/2013
Country: Any Country Date/Time Filled: Open
UOM: KG Q Level: 13,516,971 Ent-Qty: 0 % Filled: 0



Heading: Chapter 99, 9903.52 - Upland Cotton - Agriculture Announcement #05
Period: 09/20/2012 Through: 03/18/2013
Country: Any Country Date/Time Filled: Open
UOM: KG Q Level: 13,516,971 Ent-Qty: 0 % Filled: 0

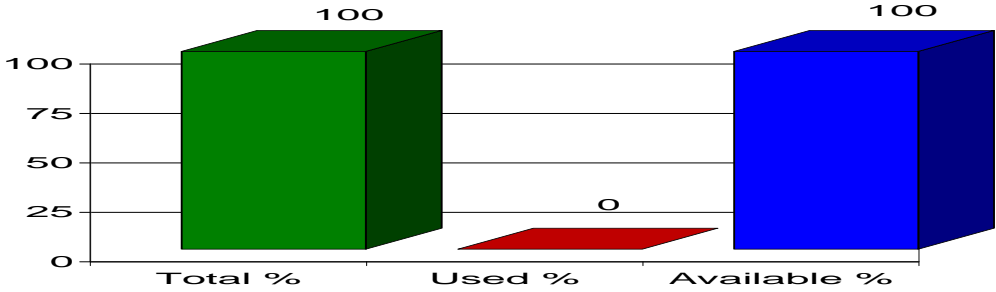


Heading: Chapter 99, 9903.52 - Upland Cotton - Agriculture Announcement #06
Period: 09/27/2012 Through: 03/25/2013
Country: Any Country Date/Time Filled: Open
UOM: KG Q Level: 13,516,971 Ent-Qty: 0 % Filled: 0

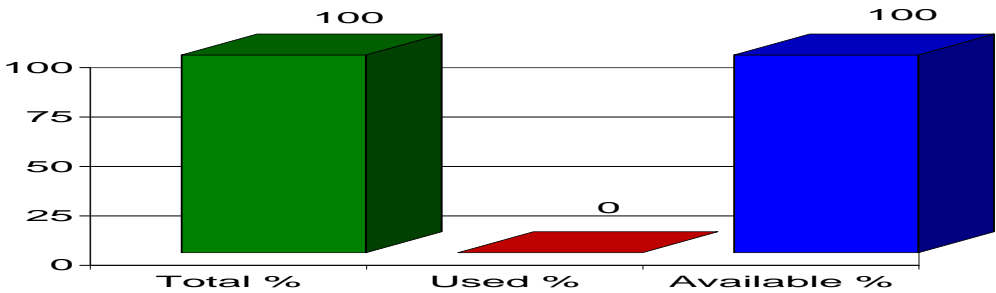


Quota Report 10/01/2012

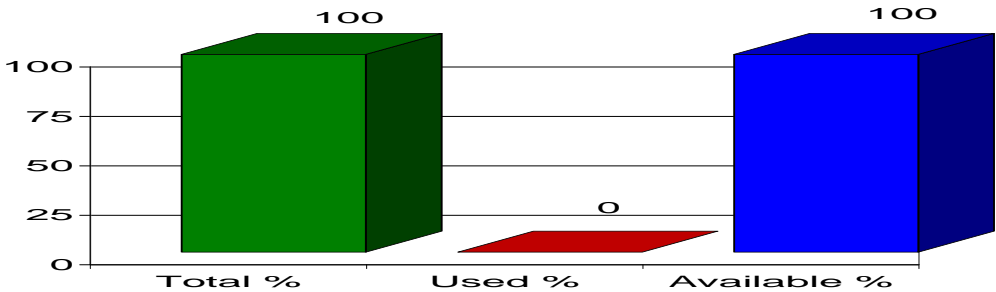
Heading: Chapter 99, 9903.52 - Upland Cotton - Agriculture Announcement #07
Period: 10/04/2012 Through: 04/01/2013
Country: Any Country Date/Time Filled: Open
UOM: KG Q Level: 14,285,630 Ent-Qty: 0 % Filled: 0



Heading: Chapter 99, 9903.52 - Upland Cotton - Agriculture Announcement #08
Period: 04/12/2012 Through: 10/08/2012
Country: Any Country Date/Time Filled: Open
UOM: KG Q Level: 14,594,057 Ent-Qty: 0 % Filled: 0

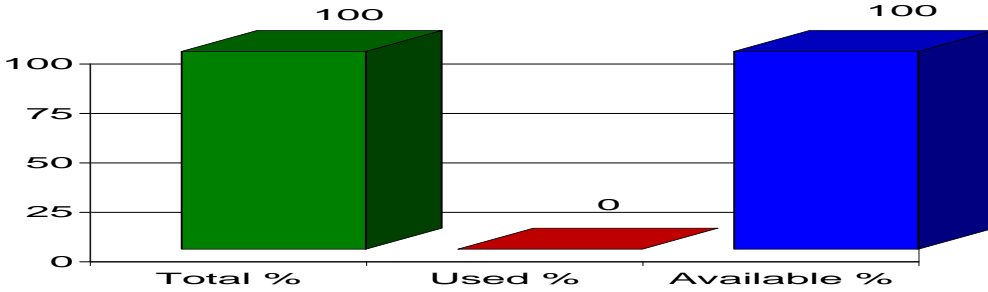


Heading: Chapter 99, 9903.52 - Upland Cotton - Agriculture Announcement #09
Period: 04/19/2012 Through: 10/15/2012
Country: Any Country Date/Time Filled: Open
UOM: KG Q Level: 14,594,057 Ent-Qty: 0 % Filled: 0

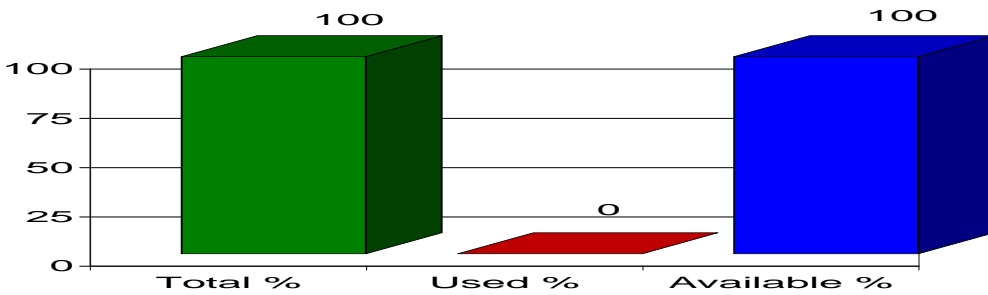


Quota Report 10/01/2012

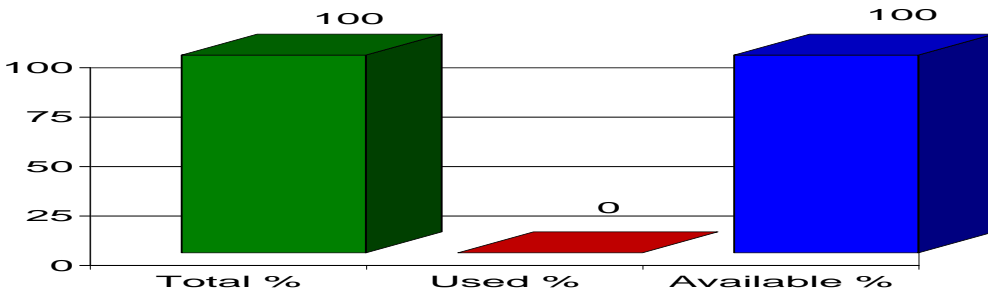
Heading: Chapter 99, 9903.52 - Upland Cotton - Agriculture Announcement #10
Period: 04/26/2012 Through: 10/22/2012
Country: Any Country Date/Time Filled: Open
UOM: KG Q Level: 14,594,057 Ent-Qty: 0 % Filled: 0



Heading: Chapter 99, 9903.52 - Upland Cotton - Agriculture Announcement #11
Period: 05/03/2012 Through: 10/29/2012
Country: Any Country Date/Time Filled: Open
UOM: KG Q Level: 14,594,057 Ent-Qty: 0 % Filled: 0

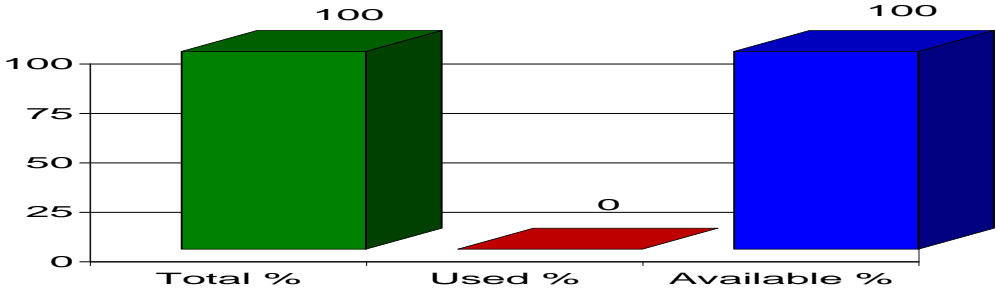


Heading: Chapter 99, 9903.52 - Upland Cotton - Agriculture Announcement #12
Period: 05/10/2012 Through: 11/05/2012
Country: Any Country Date/Time Filled: Open
UOM: KG Q Level: 14,594,057 Ent-Qty: 0 % Filled: 0

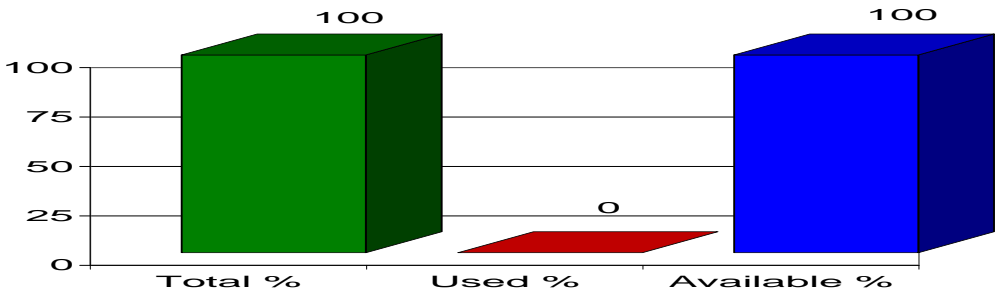


Quota Report 10/01/2012

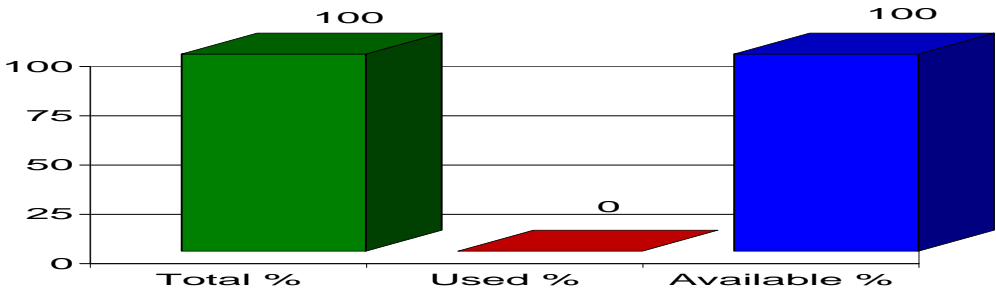
Heading: Chapter 99, 9903.52 - Upland Cotton - Agriculture Announcement #13
Period: 05/17/2012 Through: 11/12/2012
Country: Any Country Date/Time Filled: Open
UOM: KG Q Level: 14,594,057 Ent-Qty: 0 % Filled: 0



Heading: Chapter 99, 9903.52 - Upland Cotton - Agriculture Announcement #14
Period: 05/22/2012 Through: 11/19/2012
Country: Any Country Date/Time Filled: Open
UOM: KG Q Level: 14,594,057 Ent-Qty: 0 % Filled: 0



Heading: Chapter 99, 9903.52 - Upland Cotton - Agriculture Announcement #15
Period: 05/31/2012 Through: 11/26/2012
Country: Any Country Date/Time Filled: Open
UOM: KG Q Level: 14,594,057 Ent-Qty: 0 % Filled: 0



Quota Report 10/01/2012

Heading: Chapter 99, 9903.52 - Upland Cotton - Agriculture Announcement #16

Period: 06/07/2012

Through: 12/03/2012

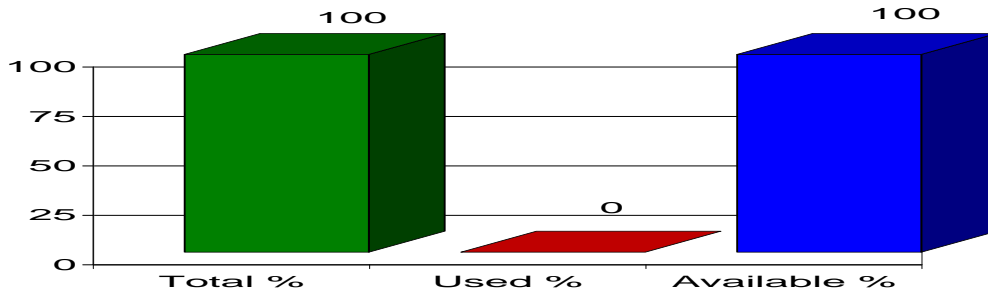
Country: Any Country

Date/Time Filled: Open

UOM: KG Q Level: 15,091,522

Ent-Qty: 0

% Filled: 0



Heading: Chapter 99, 9903.52 - Upland Cotton - Agriculture Announcement #17

Period: 06/14/2012

Through: 12/10/2012

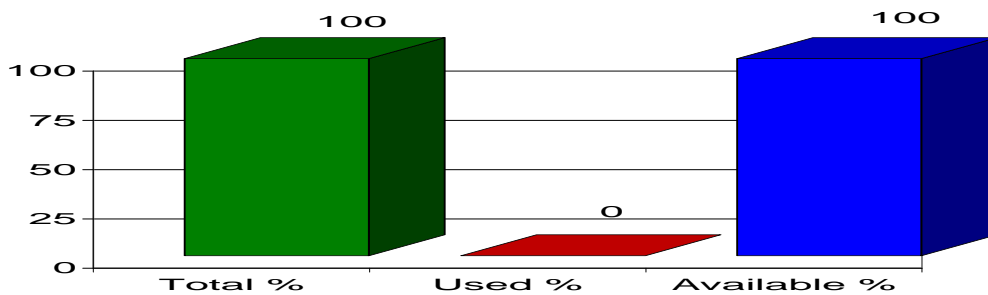
Country: Any Country

Date/Time Filled: Open

UOM: KG Q Level: 15,091,522

Ent-Qty: 0

% Filled: 0



Heading: Chapter 99, 9903.52 - Upland Cotton - Agriculture Announcement #18

Period: 06/21/2012

Through: 12/17/2012

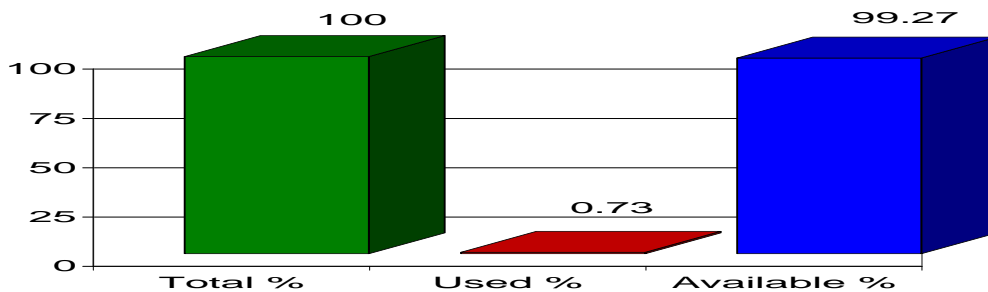
Country: Any Country

Date/Time Filled: Open

UOM: KG Q Level: 14,096,929

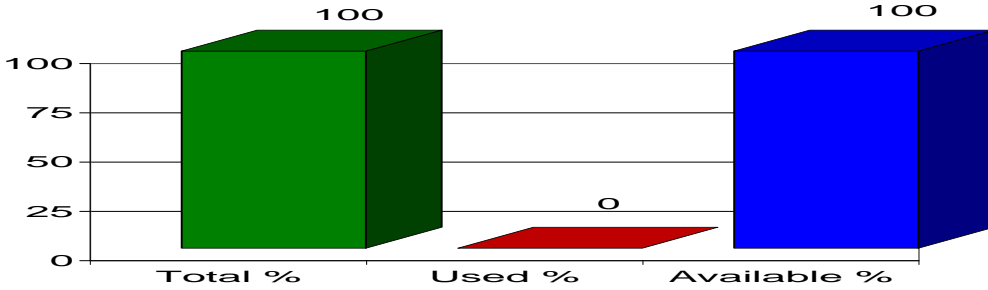
Ent-Qty: 103,105

% Filled: 0.73

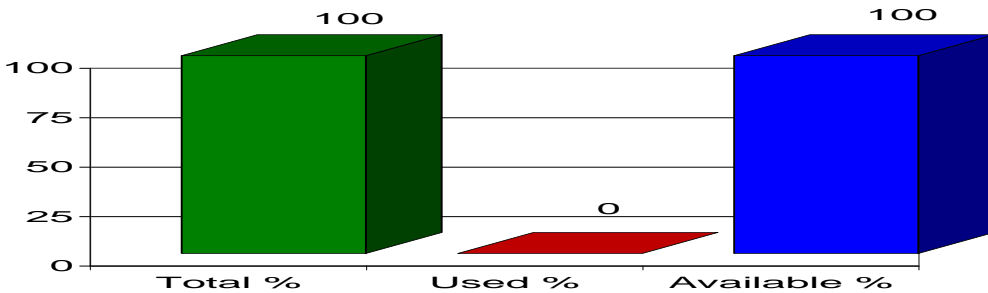


Quota Report 10/01/2012

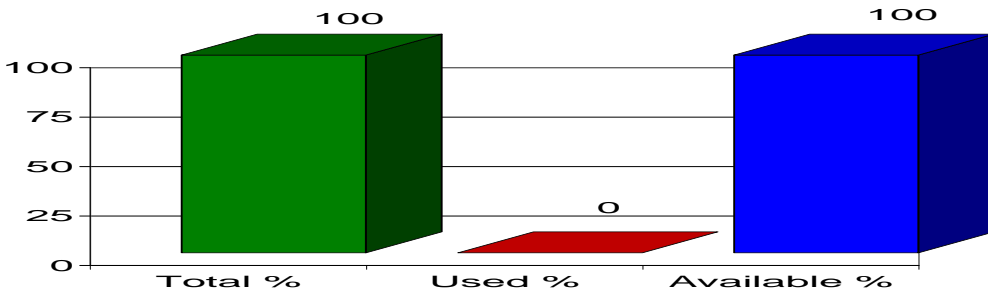
Heading: Chapter 99, 9903.52 - Upland Cotton - Agriculture Announcement #19
Period: 06/28/2012 **Through:** 12/24/2012
Country: Any Country **Date/Time Filled:** Open
UOM: KG **Q Level:** 14,096,929 **Ent-Qty:** 0 **% Filled:** 0



Heading: Chapter 99, 9903.52 - Upland Cotton - Agriculture Announcement #20
Period: 07/05/2012 **Through:** 12/31/2012
Country: Any Countries **Date/Time Filled:** Open
UOM: KG **Q Level:** 13,469,571 **Ent-Qty:** 0 **% Filled:** 0



Heading: Chapter 99, 9903.52 - Upland Cotton - Agriculture Announcement #21
Period: 07/12/2012 **Through:** 01/07/2013
Country: Any Country **Date/Time Filled:** Open
UOM: KG **Q Level:** 13,484,389 **Ent-Qty:** 0 **% Filled:** 0



Quota Report 10/01/2012

Heading: Chapter 99, 9903.52 - Upland Cotton - Agriculture Announcement #22

Period: 01/19/2012

Through: 01/14/2013

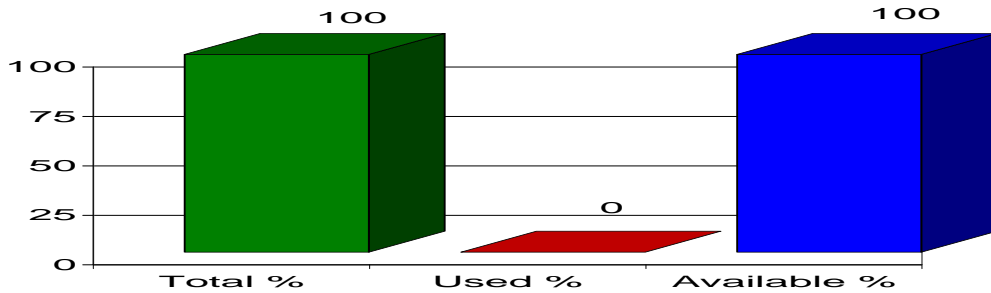
Country: Any Country

Date/Time Filled: Open

UOM: KG Q Level: 13,490,489

Ent-Qty: 0

% Filled: 0



Heading: Chapter 99, 9903.52 - Upland Cotton - Agriculture Announcement #23

Period: 07/26/2012

Through: 01/21/2013

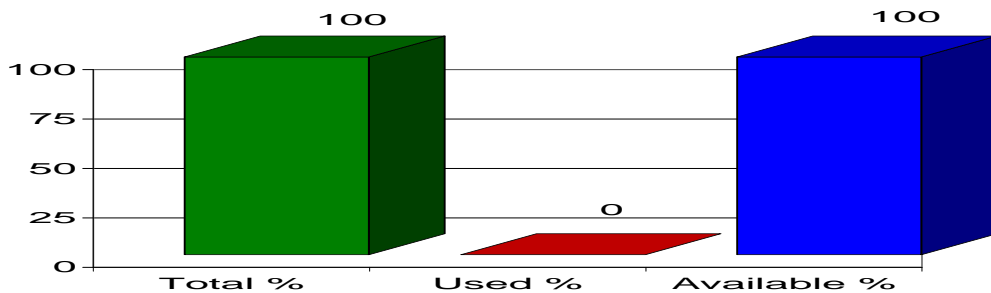
Country: Any Country

Date/Time Filled: Open

UOM: KG Q Level: 13,517,512

Ent-Qty: 0

% Filled: 0



Heading: Chapter 99, 9903.52 - Upland Cotton - Agriculture Announcement #24

Period: 08/02/2012

Through: 01/28/2013

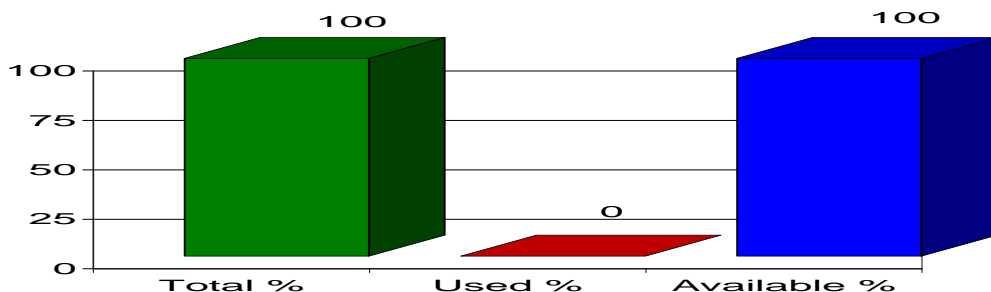
Country: Any Country

Date/Time Filled: Open

UOM: KG Q Level: 13,517,512

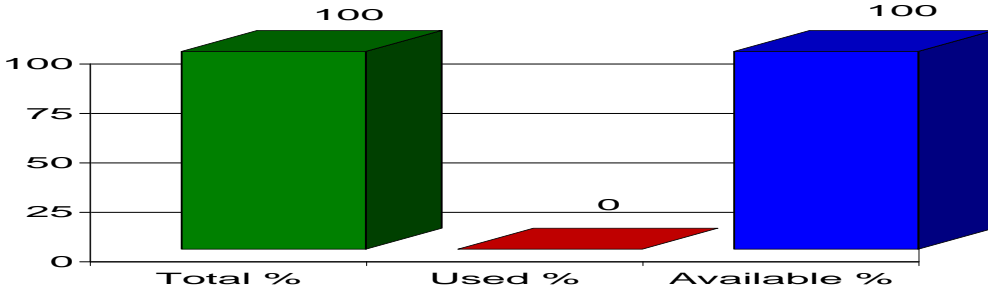
Ent-Qty: 0

% Filled: 0

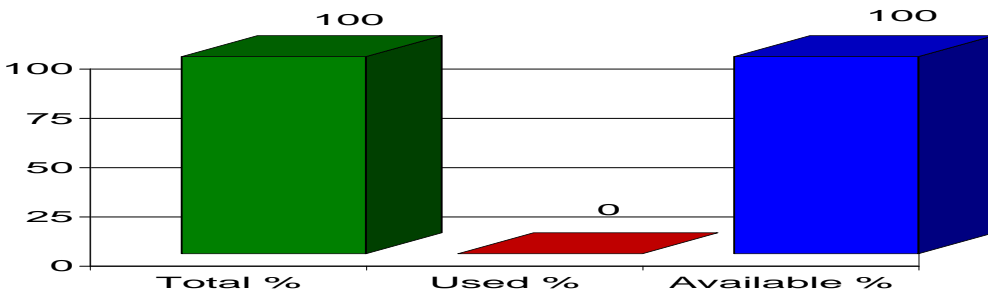


Quota Report 10/01/2012

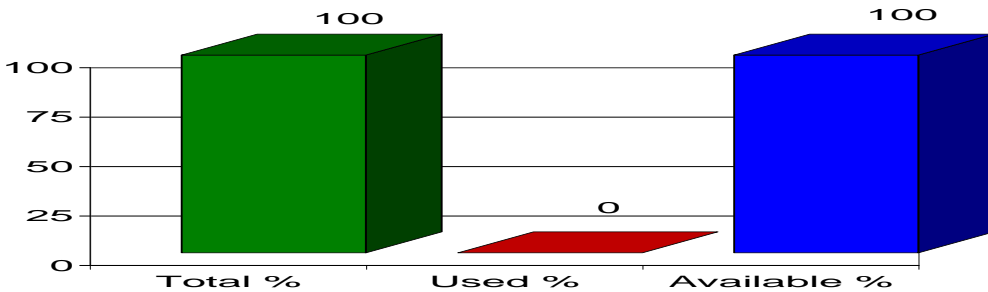
Heading: Chapter 99, 9903.52 - Upland Cotton - Agriculture Announcement #25
Period: 08/09/2012 **Through:** 02/04/2013
Country: Any Country **Date/Time Filled:** Open
UOM: KG **Q Level:** 13,517,512 **Ent-Qty:** 0 **% Filled:** 0



Heading: Chapter 99, 9903.52 - Upland Cotton - Agriculture Announcement #26
Period: 08/16/2012 **Through:** 02/11/2013
Country: Any Country **Date/Time Filled:** Open
UOM: KG **Q Level:** 13,516,971 **Ent-Qty:** 0 **% Filled:** 0

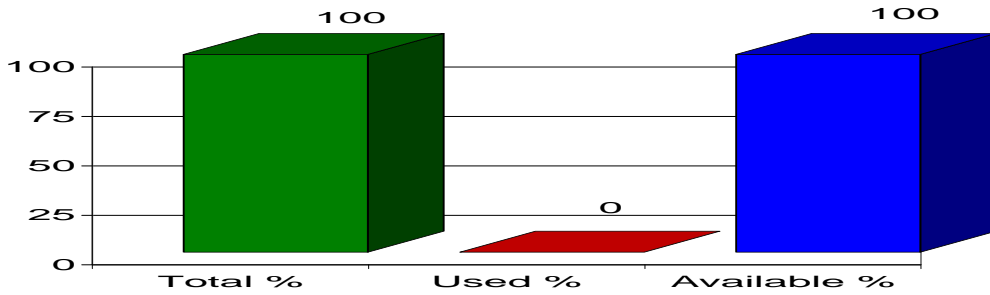


Heading: Colombia - Free Trade Beef High
Period: 05/15/2012 **Through:** 12/31/2012
Country: Colombia **Date/Time Filled:** Open
UOM: KG **Q Level:** 0 **Ent-Qty:** 0 **% Filled:** 0

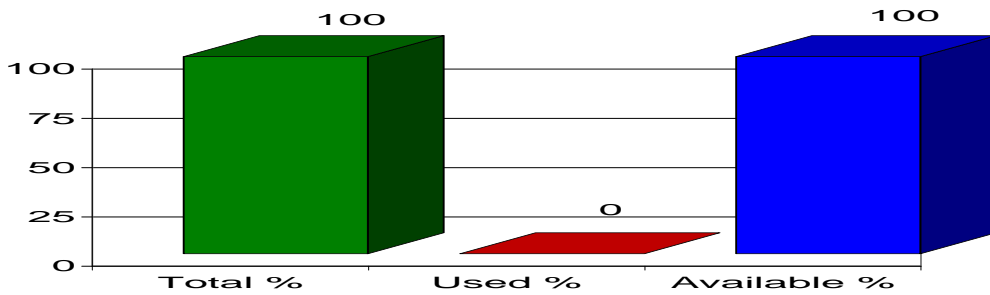


Quota Report 10/01/2012

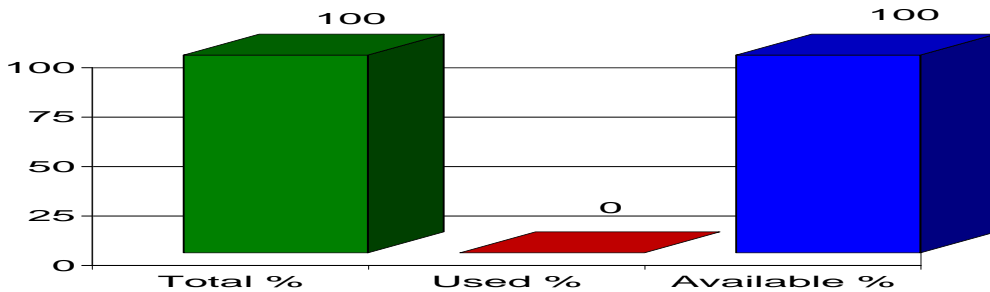
Heading: Colombia - Free Trade Beef USN 3a
Period: 05/15/2012 **Through:** 12/31/2012
Country: Colombia **Date/Time Filled:** Open
UOM: KG **Q Level:** 5,250,000 **Ent-Qty:** 0 **% Filled:** 0



Heading: Colombia - Free Trade Beef USN 3b
Period: 05/15/2012 **Through:** 12/31/2012
Country: Colombia **Date/Time Filled:** Open
UOM: KG **Q Level:** 2,100,000 **Ent-Qty:** 0 **% Filled:** 0

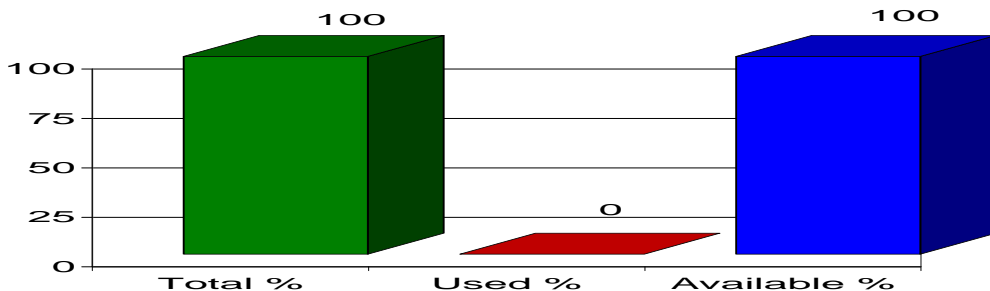


Heading: Colombia - Free Trade Dairy USN 4
Period: 05/15/2012 **Through:** 12/31/2012
Country: Colombia **Date/Time Filled:** Open
UOM: KG **Q Level:** 110,000 **Ent-Qty:** 0 **% Filled:** 0

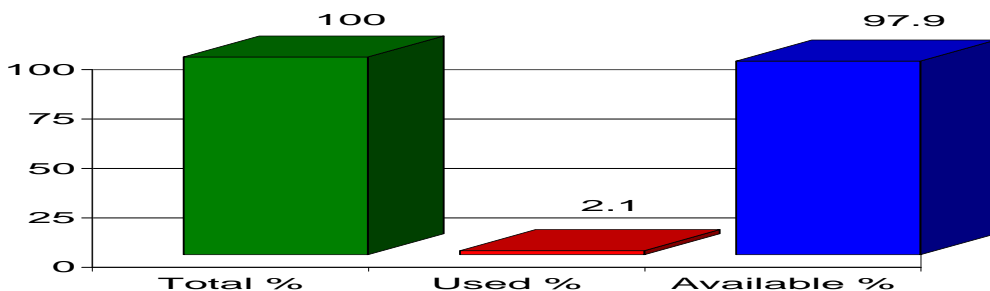


Quota Report 10/01/2012

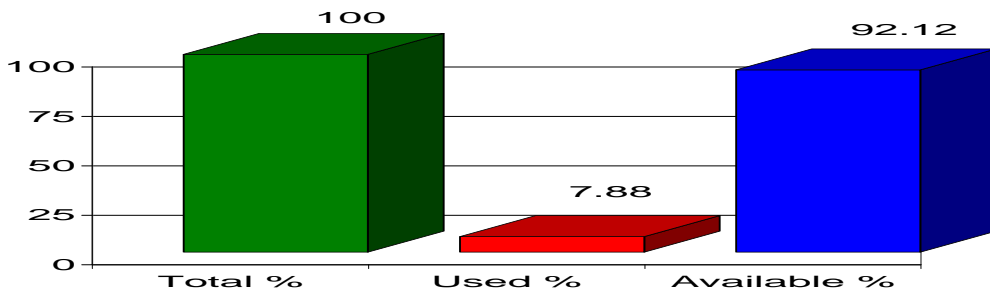
Heading: Colombia - Free Trade Dairy USN 5
Period: 05/15/2012 **Through:** 12/31/2012
Country: Colombia **Date/Time Filled:** Open
UOM: KG **Q Level:** 2,200,000 **Ent-Qty:** 0 **% Filled:** 0



Heading: Colombia - Free Trade Dairy USN 6
Period: 05/15/2012 **Through:** 12/31/2012
Country: Colombia **Date/Time Filled:** Open
UOM: KG **Q Level:** 5,060,000 **Ent-Qty:** 106,315 **% Filled:** 2.1

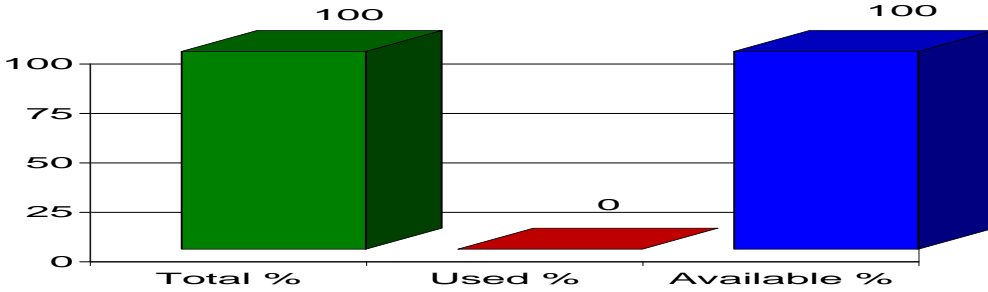


Heading: Colombia - Free Trade Dairy USN 7
Period: 05/15/2012 **Through:** 12/31/2012
Country: Colombia **Date/Time Filled:** Open
UOM: KG **Q Level:** 2,200,000 **Ent-Qty:** 173,329 **% Filled:** 7.88

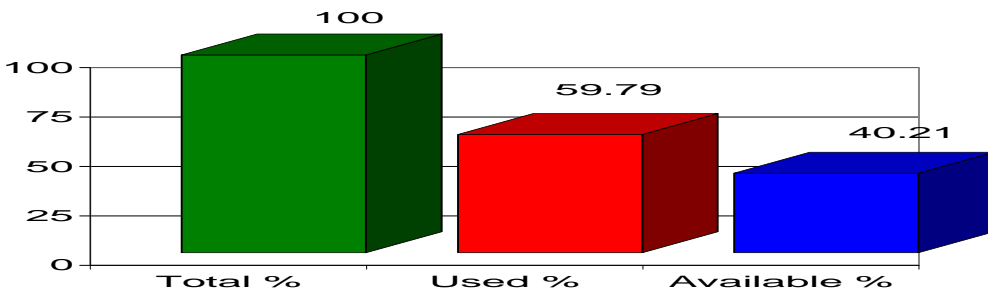


Quota Report 10/01/2012

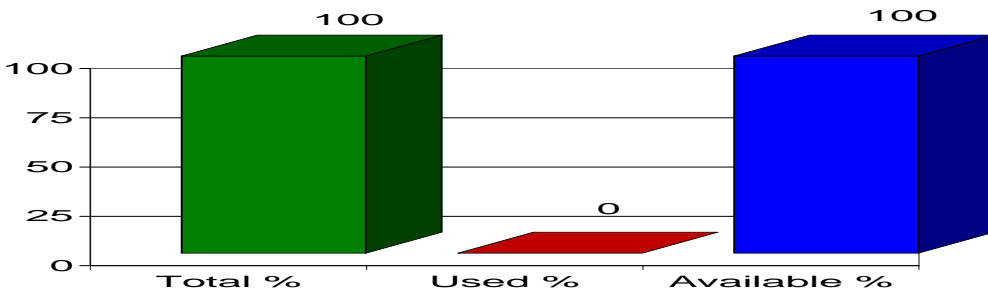
Heading: Colombia - Free Trade Ice Cream USN 8
Period: 05/15/2012 **Through:** 12/31/2012
Country: Colombia **Date/Time Filled:** Open
UOM: KG **Q Level:** 330,000 **Ent-Qty:** 0 **% Filled:** 0



Heading: Colombia - Free Trade Sugar GEN NOTE 32
Period: 05/15/2012 **Through:** 12/31/2012
Country: Colombia **Date/Time Filled:** Open
UOM: KG **Q Level:** 50,000,000 **Ent-Qty:** 29,894,596 **% Filled:** 59.79

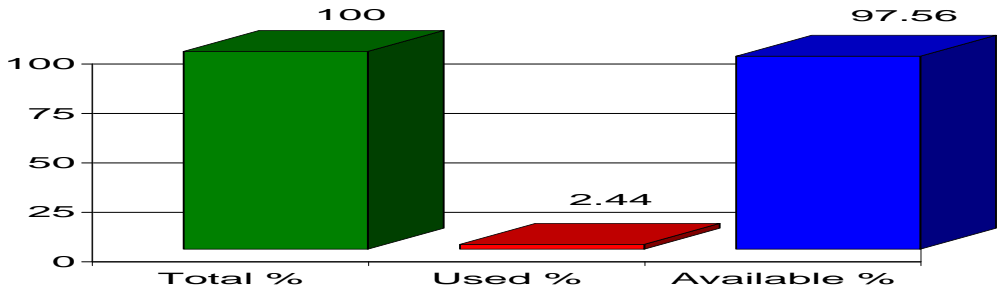


Heading: Colombia - Free Trade Tobacco USN 9
Period: 05/15/2012 **Through:** 12/31/2012
Country: Colombia **Date/Time Filled:** Open
UOM: KG **Q Level:** 4,200,000 **Ent-Qty:** 0 **% Filled:** 0

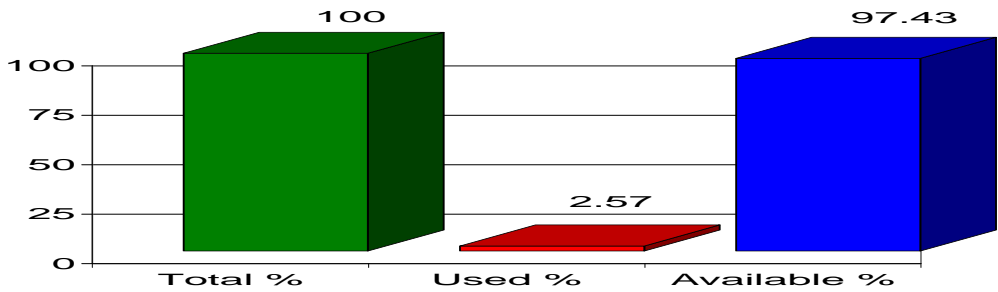


Quota Report 10/01/2012

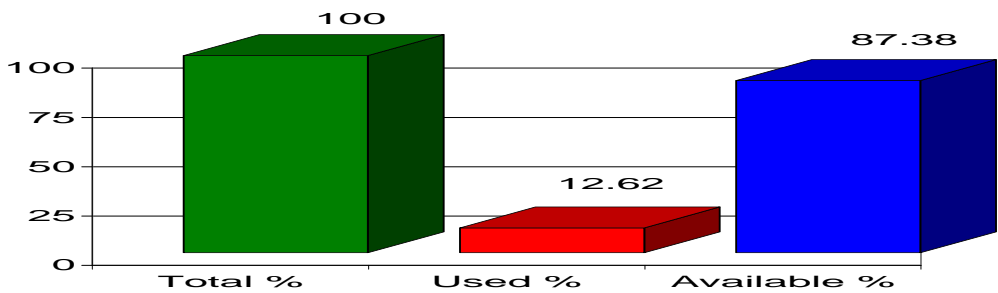
Heading: Ethyl Alcohol (aggregate)
Period: 01/01/2012 **Through:** 12/31/2012
Country: Aggregate **Date/Time Filled:** Open
UOM: GA **Q Level:** 906,900,000 **Ent-Qty:** 22,134,504 **% Filled:** 2.44



Heading: Ethyl Alcohol (Caribbean and Insular Possessions)
Period: 01/01/2012 **Through:** 12/31/2012
Country: Caribbean and Insular Possessions **Date/Time Filled:** Open
UOM: GA **Q Level:** 861,370,492 **Ent-Qty:** 22,134,504 **% Filled:** 2.57



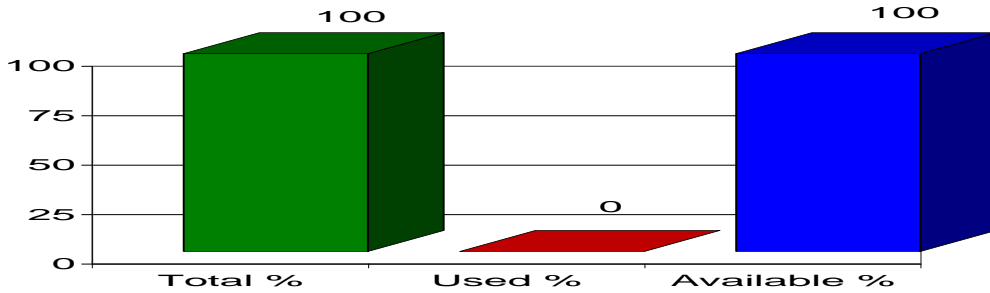
Heading: Ethyl Alcohol (Imports charge to Caribbean limit once Costa Rica and El Salvador restraint limits are filled.)
Period: 01/01/2012 **Through:** 12/31/2012
Country: Costa Rica **Date/Time Filled:** Open
UOM: GA **Q Level:** 31,000,000 **Ent-Qty:** 3,911,938 **% Filled:** 12.62



Quota Report 10/01/2012

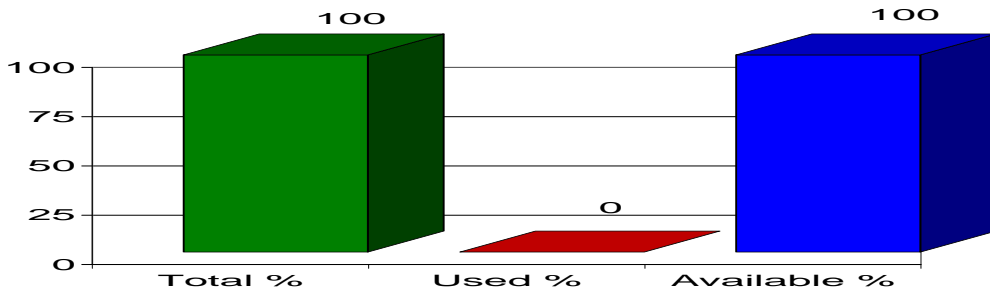
Heading: Ethyl Alcohol (Imports charge to Caribbean limit once Costa Rica and El Salvador restraint limits are filled.)

Period: 01/01/2012 Through: 12/31/2012
 Country: El Salvador Date/Time Filled: Open
 UOM: GA Q Level: 14,529,508 Ent-Qty: 42 % Filled: 0



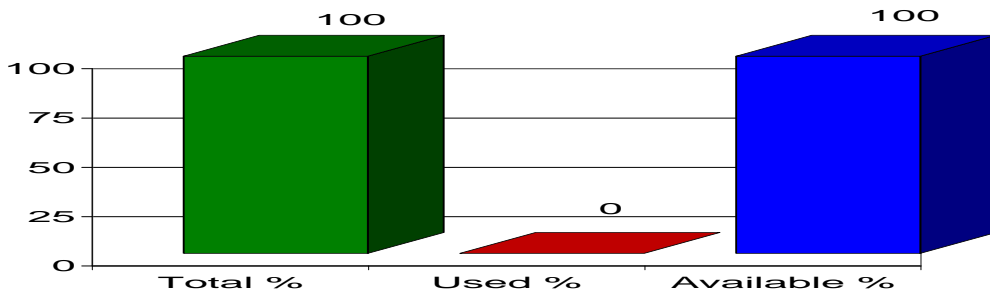
Heading: TPL - AGOA - Textile and Apparel

Period: 10/01/2012 Through: 09/30/2013
 Country: Eligible Countries Date/Time Filled: Open
 UOM: M2 Q Level: 1,735,859,926 Ent-Qty: 0 % Filled: 0



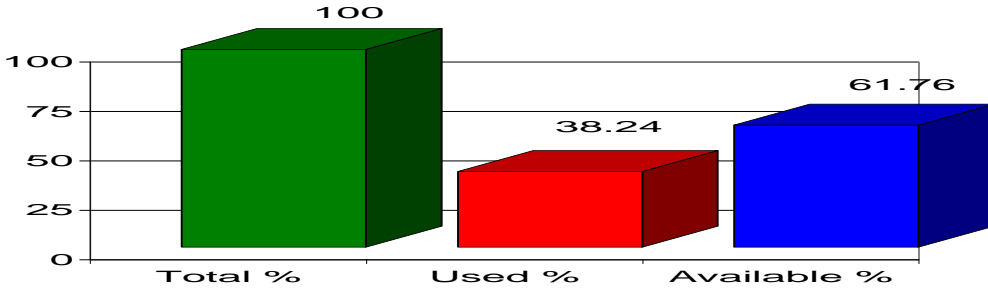
Heading: TPL - AGOA - Textile and Apparel - Sublimit for Lesser Developing Countries

Period: 10/01/2012 Through: 09/30/2013
 Country: Eligible Countries Date/Time Filled: Open
 UOM: M2 Q Level: 867,929,963 Ent-Qty: 0 % Filled: 0

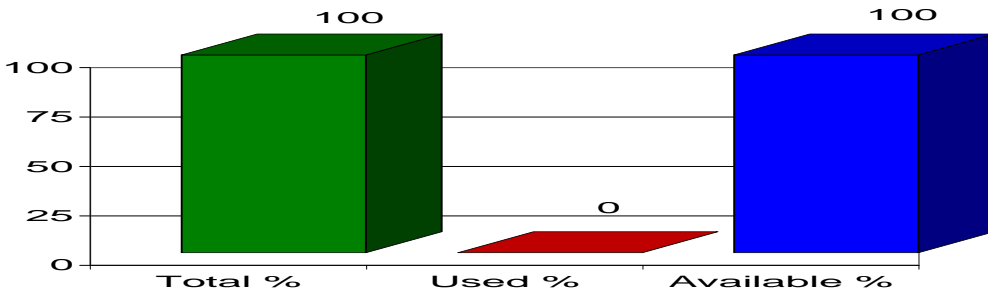


Quota Report 10/01/2012

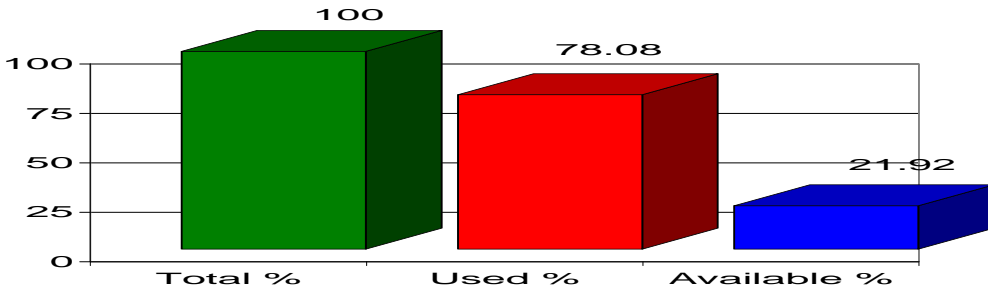
Heading: TPL - Bahrain Free Trade - 99 USN 13
Period: 01/01/2012 **Through:** 12/31/2012
Country: Bahrain **Date/Time Filled:** Open
UOM: M2 **Q Level:** 65,000,000 **Ent-Qty:** 24,854,350 **% Filled:** 38.24



Heading: TPL - CAFTA - Nicaragua - 99 USN 15 (99156101) - Sport Coats
Period: 01/01/2012 **Through:** 12/31/2012
Country: Nicaragua **Date/Time Filled:** Open
UOM: DO **Q Level:** 1,500,000 **Ent-Qty:** 0 **% Filled:** 0

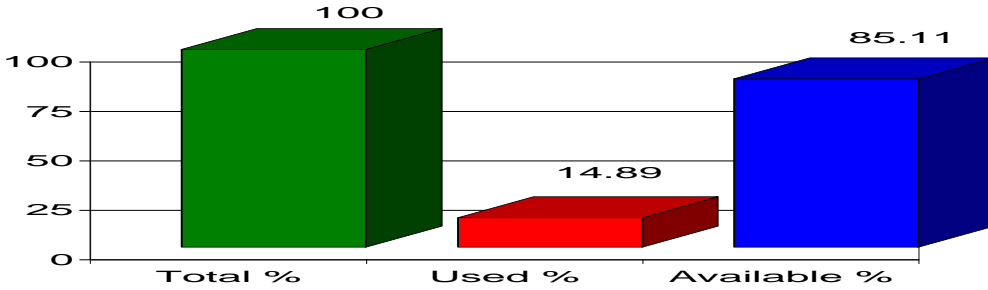


Heading: TPL - CAFTA - Nicaragua - 99 USN 15 (99156101) Cotton / MMF Apparel
Period: 01/01/2012 **Through:** 12/31/2012
Country: Nicaragua **Date/Time Filled:** Open
UOM: M2 **Q Level:** 96,529,059 **Ent-Qty:** 75,369,928 **% Filled:** 78.08

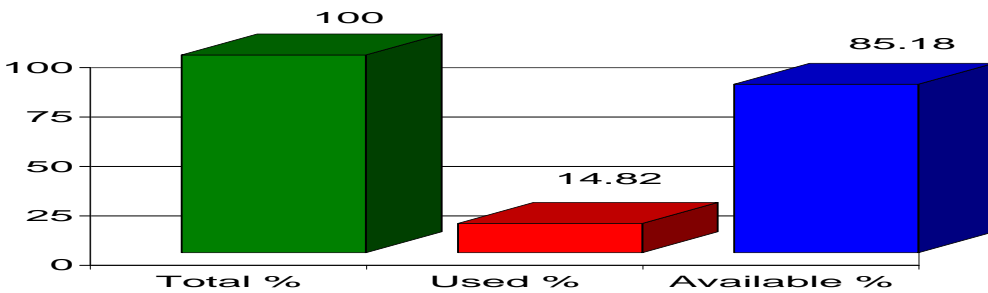


Quota Report 10/01/2012

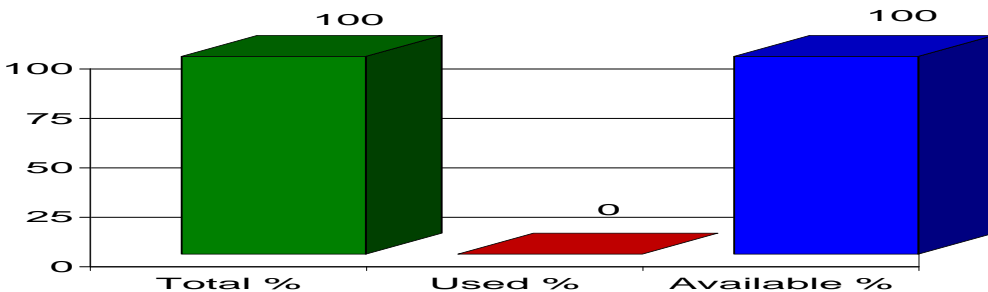
Heading: TPL - CAFTA Costa Rica - Certain apparel of wool fabric
Period: 01/01/2012 **Through:** 12/31/2012
Country: Costa Rica **Date/Time Filled:** Open
UOM: M2 **Q Level:** 500,000 **Ent-Qty:** 74,440 **% Filled:** 14.89



Heading: TPL - CAFTA Costa Rica - Tailored wool apparel
Period: 01/01/2012 **Through:** 12/31/2012
Country: Costa Rica **Date/Time Filled:** Open
UOM: M2 **Q Level:** 500,000 **Ent-Qty:** 74,085 **% Filled:** 14.82



Heading: TPL - CAFTA Costa Rica Swimwear
Period: 01/01/2012 **Through:** 12/31/2012
Country: Costa Rica **Date/Time Filled:** Open
UOM: M2 **Q Level:** 119,102 **Ent-Qty:** 0 **% Filled:** 0



Quota Report 10/01/2012

Heading: TPL - CAFTA Cumulation

Period: 01/01/2012

Through: 12/31/2012

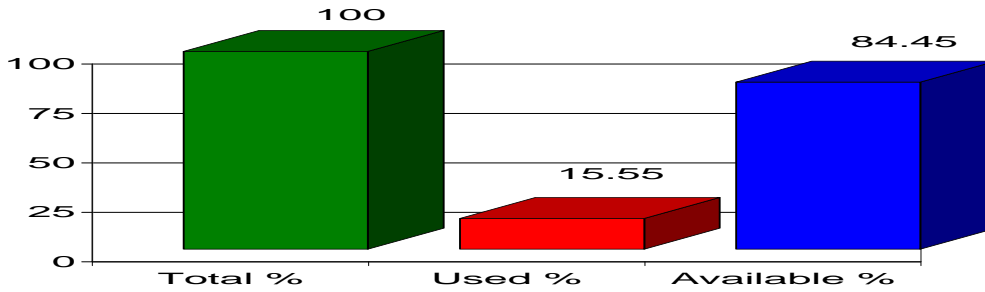
Country: Eligible countries

Date/Time Filled: Open

UOM: M2 Q Level: 100,000,000

Ent-Qty: 15,548,237

% Filled: 15.55



Heading: TPL - CAFTA Cumulation - Denim (sub-limit)

Period: 01/01/2012

Through: 12/31/2012

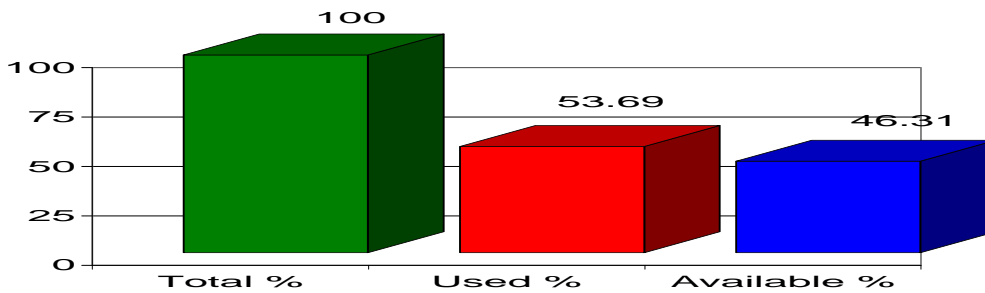
Country: Eligible Countries

Date/Time Filled: Open

UOM: M2 Q Level: 20,000,000

Ent-Qty: 10,737,520

% Filled: 53.69



Heading: TPL - CAFTA Cumulation - Trousers and Skirts (sub-limit)

Period: 01/01/2012

Through: 12/31/2012

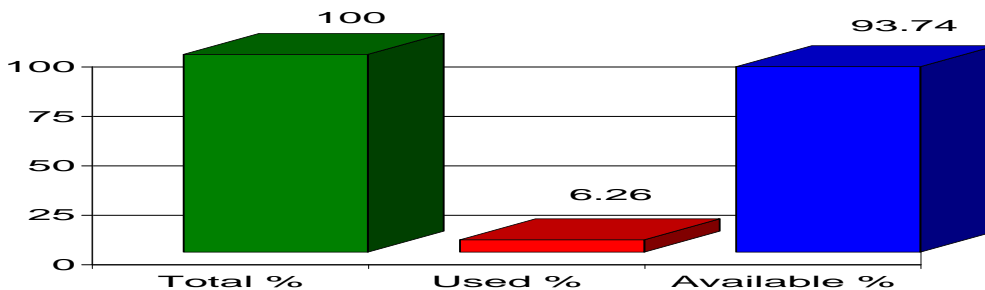
Country: Eligible Countries

Date/Time Filled: Open

UOM: M2 Q Level: 45,000,000

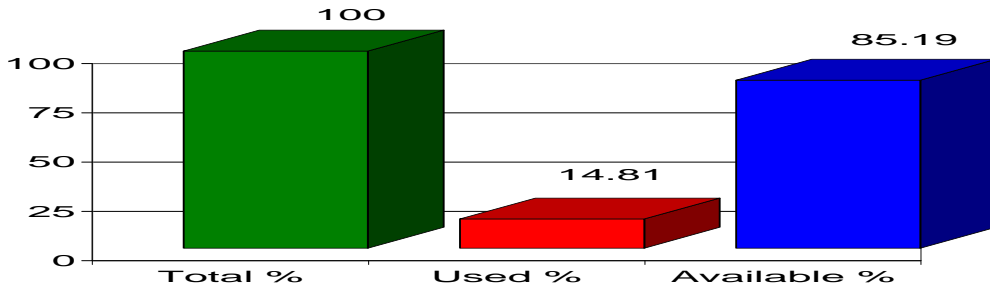
Ent-Qty: 2,816,520

% Filled: 6.26

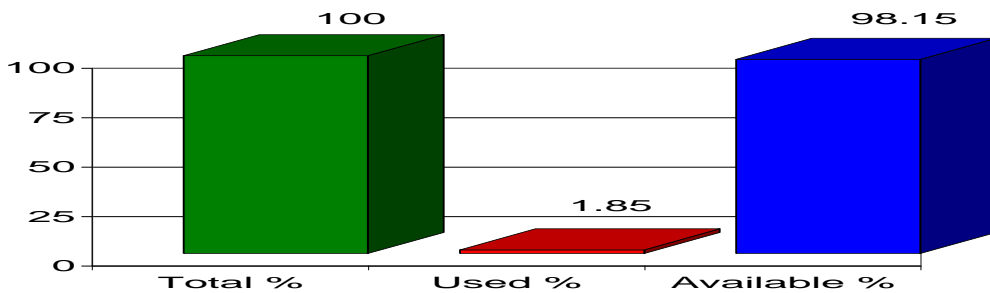


Quota Report 10/01/2012

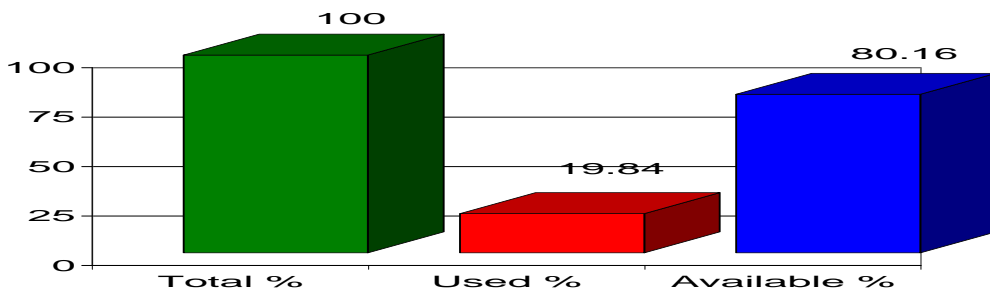
Heading: TPL - CAFTA Cumulation - Wool (sub-limit)
Period: 01/01/2012 **Through:** 12/31/2012
Country: Eligible Countries **Date/Time Filled:** Open
UOM: M2 **Q Level:** 1,000,000 **Ent-Qty:** 148,094 **% Filled:** 14.81



Heading: TPL - CAFTA Cumulation - Woven Apparel
Period: 01/01/2012 **Through:** 12/31/2012
Country: Eligible Countries **Date/Time Filled:** Open
UOM: M2 **Q Level:** 100,000,000 **Ent-Qty:** 1,846,103 **% Filled:** 1.85



Heading: TPL - Canada - TPL 1 (Cotton & MMF Apparel)
Period: 01/01/2012 **Through:** 12/31/2012
Country: Canada **Date/Time Filled:** Open
UOM: M2 **Q Level:** 88,326,464 **Ent-Qty:** 17,526,334 **% Filled:** 19.84



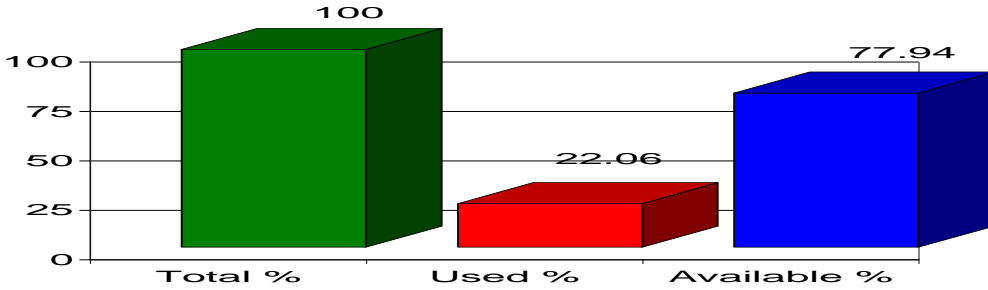
Quota Report 10/01/2012

Heading: TPL - Canada - TPL 2 (Cotton & MMF Apparel: Non-NAFTA Fabric Sub-Level)

Period: 01/01/2012 Through: 12/31/2012

Country: Canada Date/Time Filled: Open

UOM: M2 Q Level: 63,060,603 Ent-Qty: 13,913,908 % Filled: 22.06

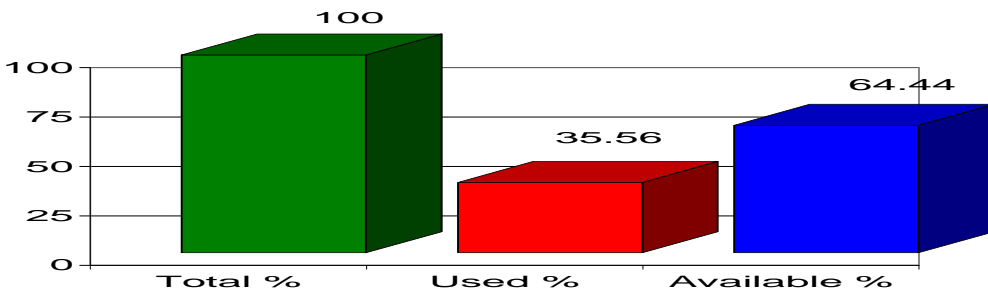


Heading: TPL - Canada - TPL 3 (Wool Apparel)

Period: 01/01/2012 Through: 12/31/2012

Country: Canada Date/Time Filled: Open

UOM: M2 Q Level: 5,325,413 Ent-Qty: 1,893,675 % Filled: 35.56

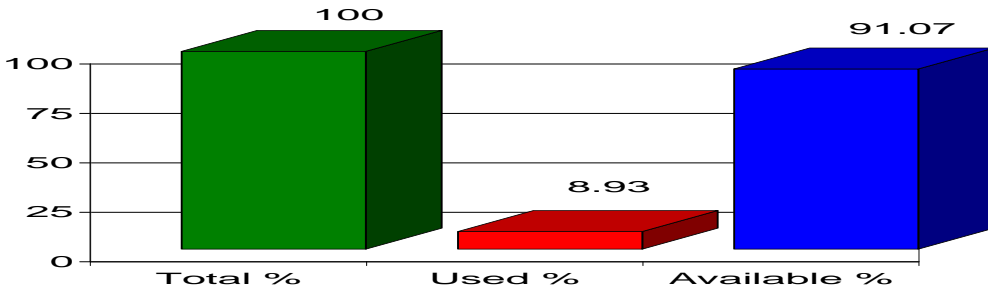


Heading: TPL - Canada - TPL 4 (Wool Apparel: Wool Suit Sub-Level)

Period: 01/01/2012 Through: 12/31/2012

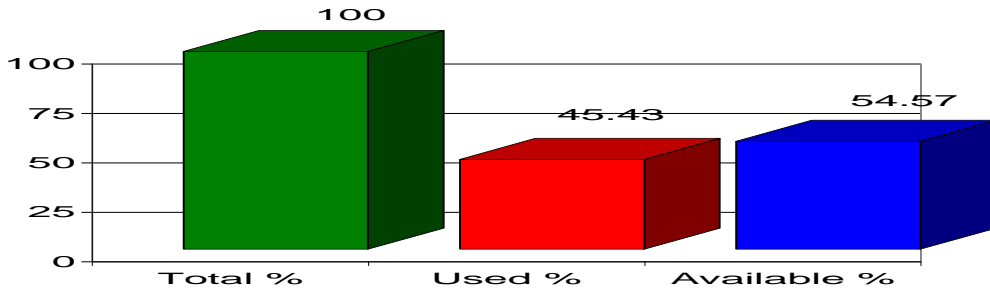
Country: Canada Date/Time Filled: Open

UOM: M2 Q Level: 5,016,780 Ent-Qty: 447,879 % Filled: 8.93

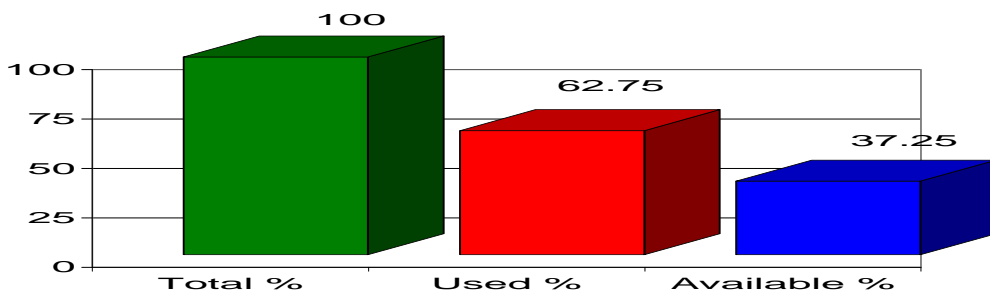


Quota Report 10/01/2012

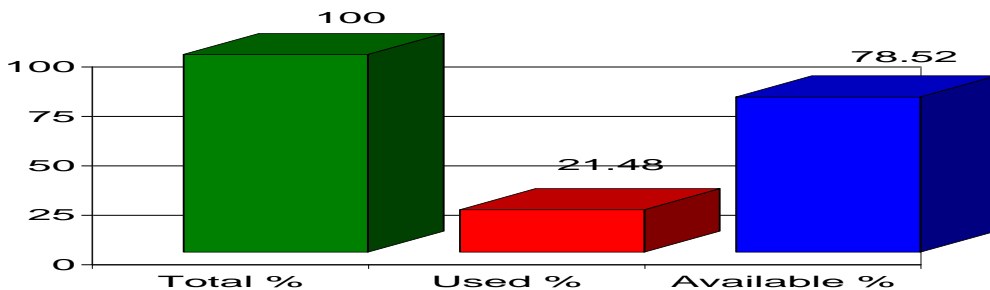
Heading: TPL - Canada - TPL 5 (Cotton & MMF Fabric and Made-Up Articles)
Period: 01/01/2012 **Through:** 12/31/2012
Country: Canada **Date/Time Filled:** Open
UOM: M2 **Q Level:** 71,765,252 **Ent-Qty:** 32,603,705 **% Filled:** 45.43



Heading: TPL - Canada - TPL 6 (Cotton & MMF Fabric and Made-Up Articles: Woven Sub-Level)
Period: 01/01/2012 **Through:** 12/31/2012
Country: Canada **Date/Time Filled:** Open
UOM: M2 **Q Level:** 38,642,828 **Ent-Qty:** 24,247,598 **% Filled:** 62.75

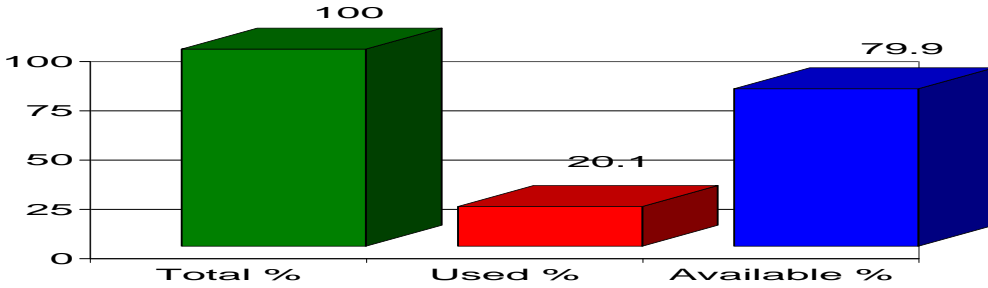


Heading: TPL - Canada - TPL 7 (Cotton & MMF Fabric and Made-Up Articles: Knit Sub-Level)
Period: 01/01/2012 **Through:** 12/31/2012
Country: Canada **Date/Time Filled:** Open
UOM: M2 **Q Level:** 38,642,828 **Ent-Qty:** 8,301,963 **% Filled:** 21.48

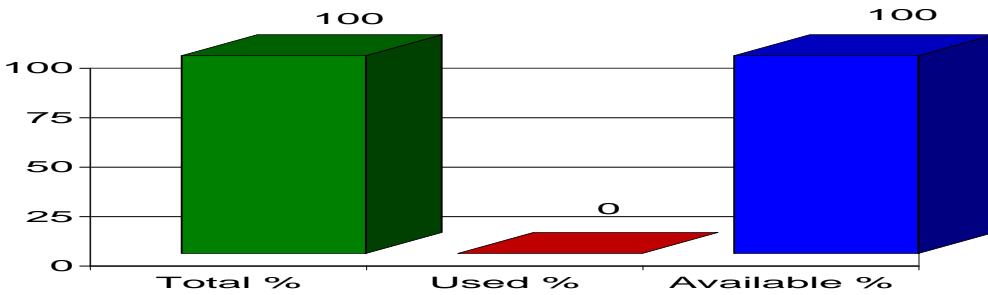


Quota Report 10/01/2012

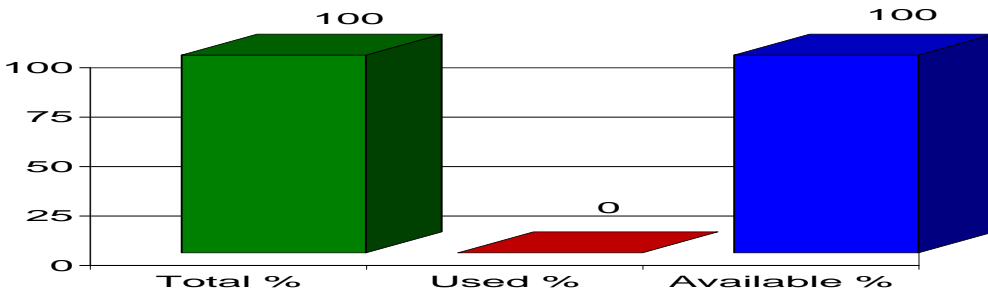
Heading: TPL - Canada - TPL 8 (Cotton & MMF Spun Yarns)
Period: 01/01/2012 **Through:** 12/31/2012
Country: Canada **Date/Time Filled:** Open
UOM: KG **Q Level:** 11,813,665 **Ent-Qty:** 2,374,550 **% Filled:** 20.1



Heading: TPL - CBTPA, Knits - 9820.11.09
Period: 10/01/2012 **Through:** 09/30/2013
Country: Eligible Countries **Date/Time Filled:** Open
UOM: M2 **Q Level:** 970,000,000 **Ent-Qty:** 0 **% Filled:** 0



Heading: TPL - CBTPA, T-Shirts - 9820.11.12
Period: 10/01/2012 **Through:** 09/30/2013
Country: Eligible Countries **Date/Time Filled:** Open
UOM: DO **Q Level:** 12,000,000 **Ent-Qty:** 0 **% Filled:** 0



Quota Report 10/01/2012

Heading: TPL - Chile Free Trade - 99 USN 22

Period: 01/01/2012

Through: 12/31/2012

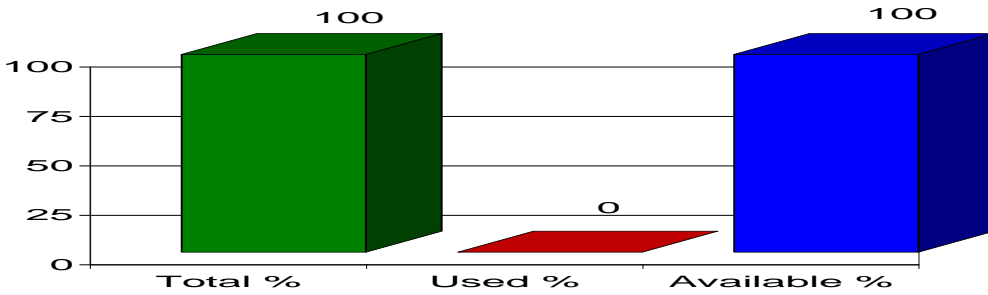
Country: Chile

Date/Time Filled: Open

UOM: M2 Q Level: 1,000,000

Ent-Qty: 0

% Filled: 0



Heading: TPL - Chile Free Trade - 99 USN 23

Period: 01/01/2012

Through: 12/31/2012

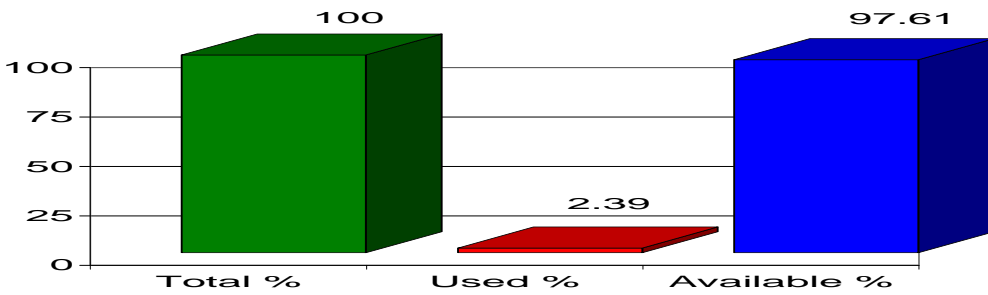
Country: Chile

Date/Time Filled: Open

UOM: M2 Q Level: 2,000,000

Ent-Qty: 47,832

% Filled: 2.39



Heading: TPL - Haiti HOPE Apparel (Knit apparel restraint limit)

Period: 10/01/2012

Through: 09/30/2013

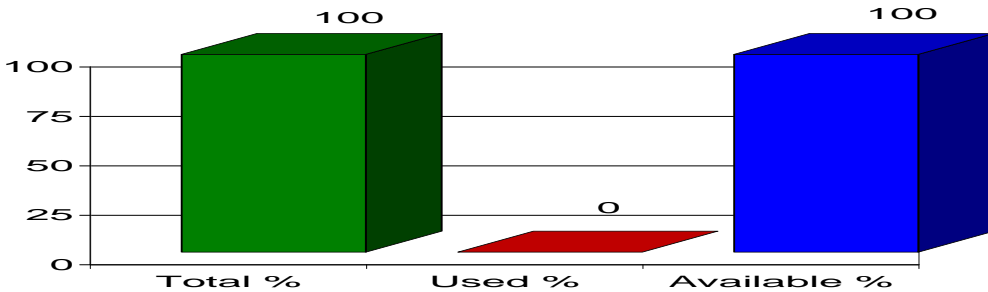
Country: Haiti

Date/Time Filled: Open

UOM: M2 Q Level: 70,000,000

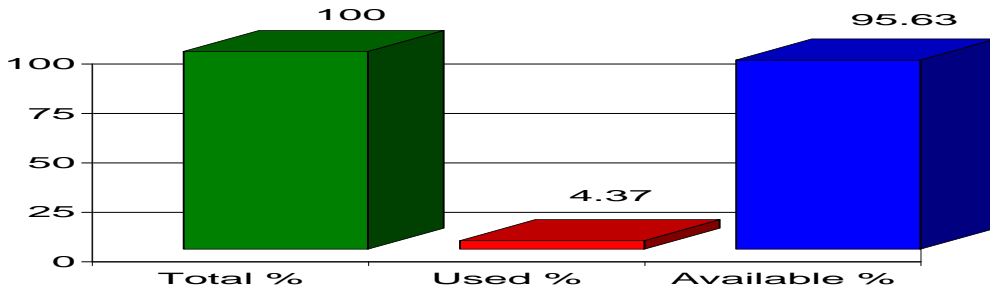
Ent-Qty: 0

% Filled: 0

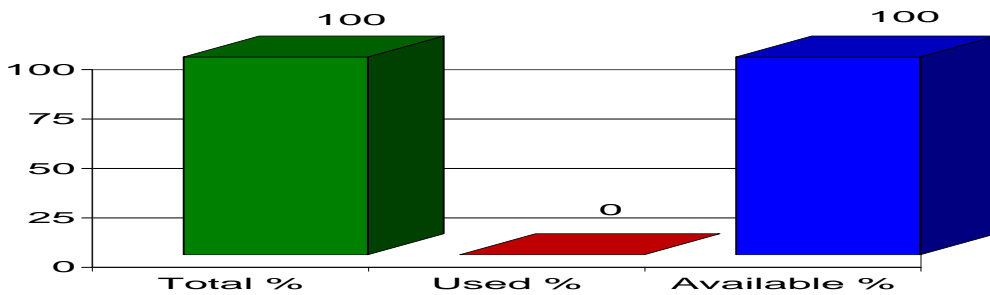


Quota Report 10/01/2012

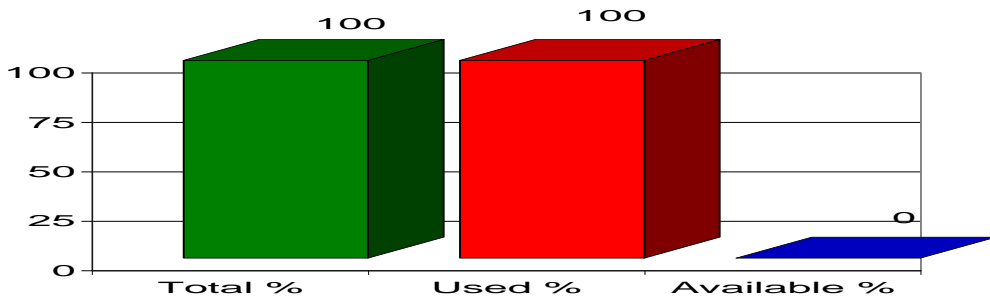
Heading: TPL - Haiti HOPE Apparel (Value added restraint limit)
 Period: 12/20/2011 Through: 12/19/2012
 Country: Haiti Date/Time Filled: Open
 UOM: M2 Q Level: 326,752,739 Ent-Qty: 14,283,999 % Filled: 4.37



Heading: TPL - Haiti HOPE Apparel (Woven apparel restraint limit)
 Period: 10/01/2012 Through: 09/30/2013
 Country: Haiti Date/Time Filled: Open
 UOM: M2 Q Level: 70,000,000 Ent-Qty: 0 % Filled: 0



Heading: TPL - Mexico - TPL 1 (Cotton & MMF Apparel)
 Period: 01/01/2012 Through: 12/31/2012
 Country: Mexico Date/Time Filled: 05/01/2012 16:30
 UOM: M2 Q Level: 45,000,000 Ent-Qty: 45,000,000 % Filled: 100



Quota Report 10/01/2012

Heading: TPL - Mexico - TPL 2 (Wool Apparel)

Period: 01/01/2012

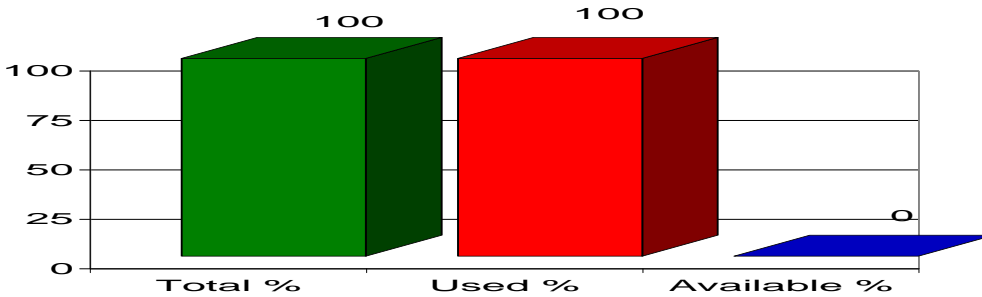
Through: 12/31/2012

Country: Mexico

Date/Time Filled: 09/20/2012 12:06

UOM: M2 Q Level: 1,500,000

Ent-Qty: 1,500,000 % Filled: 100



Heading: TPL - Mexico - TPL 4 (Cotton & MMF Fabric and Made-Up Articles)

Period: 01/01/2012

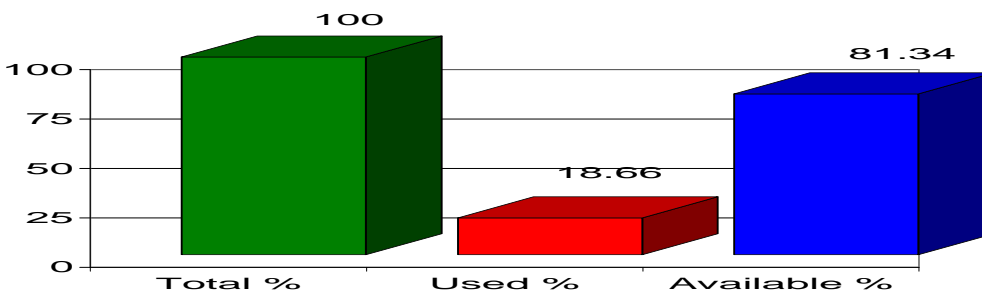
Through: 12/31/2012

Country: Mexico

Date/Time Filled: Open

UOM: M2 Q Level: 24,000,000

Ent-Qty: 4,479,402 % Filled: 18.66



Heading: TPL - Mexico - TPL 5 (Cotton & MMF Fabric and Made-Up Articles: Knit Sub-Level)

Period: 01/01/2012

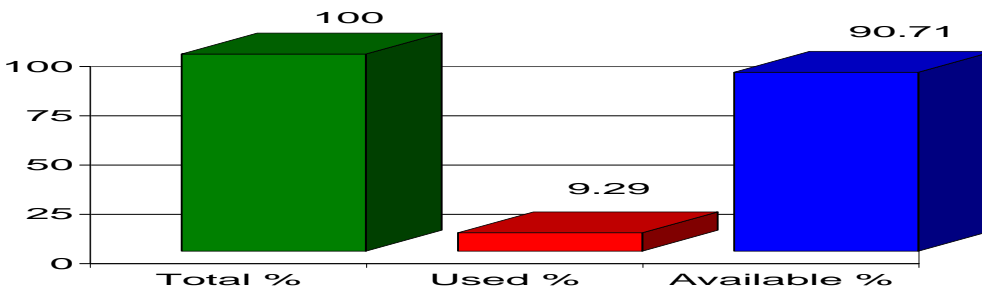
Through: 12/31/2012

Country: Mexico

Date/Time Filled: Open

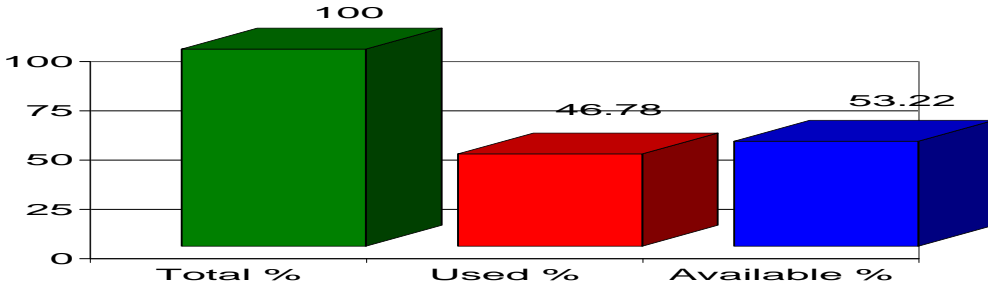
UOM: M2 Q Level: 18,000,000

Ent-Qty: 1,672,314 % Filled: 9.29

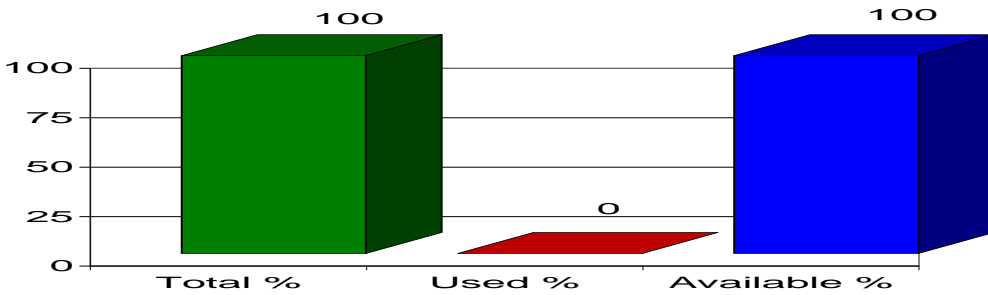


Quota Report 10/01/2012

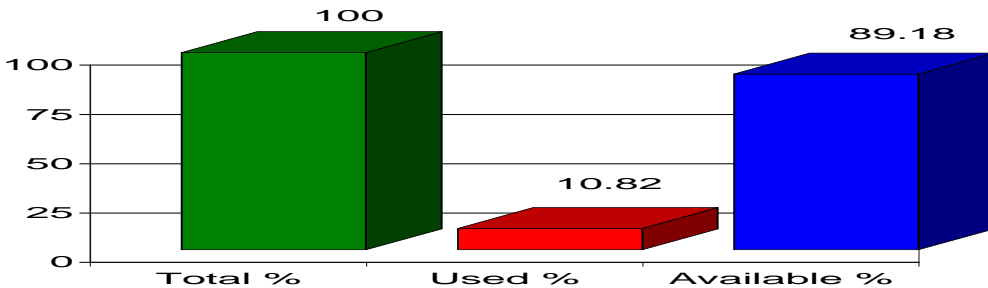
Heading: TPL - Mexico - TPL 6 (Cotton & MMF Fabric and Made-Up Articles: Woven Sub-Level)
Period: 01/01/2012 **Through:** 12/31/2012
Country: Mexico **Date/Time Filled:** Open
UOM: M2 **Q Level:** 6,000,000 **Ent-Qty:** 2,807,088 **% Filled:** 46.78



Heading: TPL - Mexico - TPL 7 (Cotton & MMF Spun Yarns)
Period: 01/01/2012 **Through:** 12/31/2012
Country: Mexico **Date/Time Filled:** Open
UOM: KG **Q Level:** 1,000,000 **Ent-Qty:** 0 **% Filled:** 0



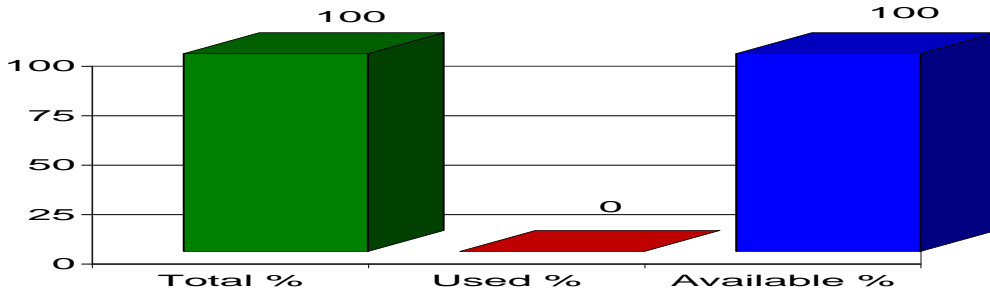
Heading: TPL - Morocco Free Trade - 99 USN 64 (Non-originating Fabric and Apparel)
Period: 01/01/2012 **Through:** 12/31/2012
Country: Morocco **Date/Time Filled:** Open
UOM: M2 **Q Level:** 17,142,000 **Ent-Qty:** 1,855,075 **% Filled:** 10.82



Quota Report 10/01/2012

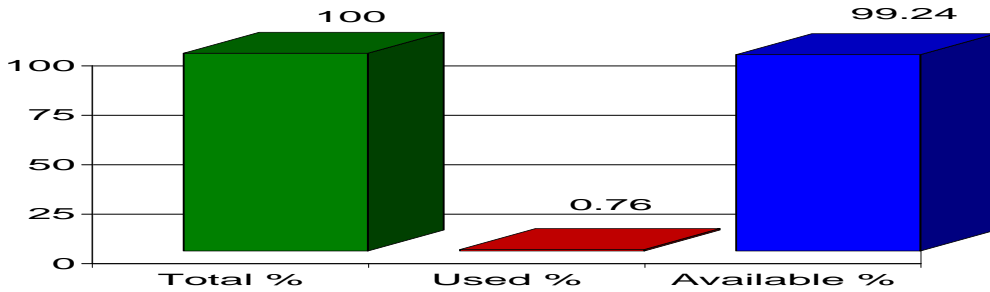
Heading: TPL - Morocco Free Trade - 99 USN 65 (Certain Cotton Goods from Sub-Saharan Cotton Fibers)

Period: 01/01/2012 Through: 12/31/2012
 Country: Morocco Date/Time Filled: Open
 UOM: KG Q Level: 1,067,257 Ent-Qty: 0 % Filled: 0



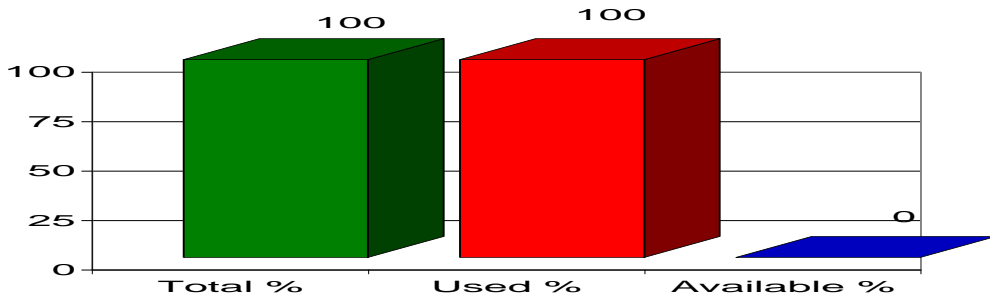
Heading: TPL - Oman Free Trade - 99 USN 13

Period: 01/01/2012 Through: 12/31/2012
 Country: Oman Date/Time Filled: Open
 UOM: M2 Q Level: 50,000,000 Ent-Qty: 380,310 % Filled: 0.76



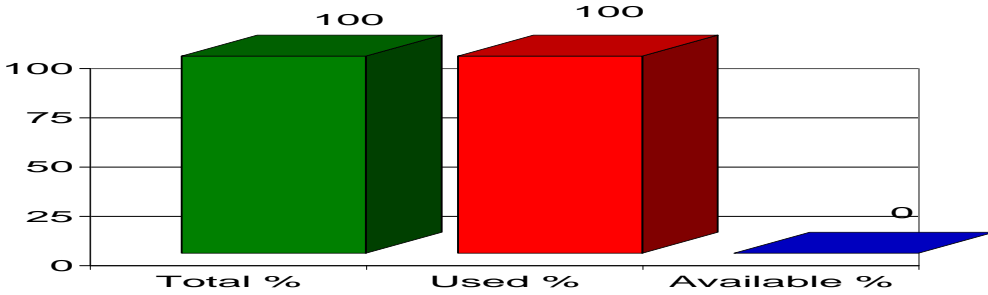
Heading: UKFTA - Korea Free Trade TPL HTS 51 - 60 **NOT OPEN**

Period: 03/15/2012 Through: 12/31/2012
 Country: Korea Date/Time Filled: Open
 UOM: M2 Q Level: 100,000,000 Ent-Qty: 100,000,000 % Filled: 100

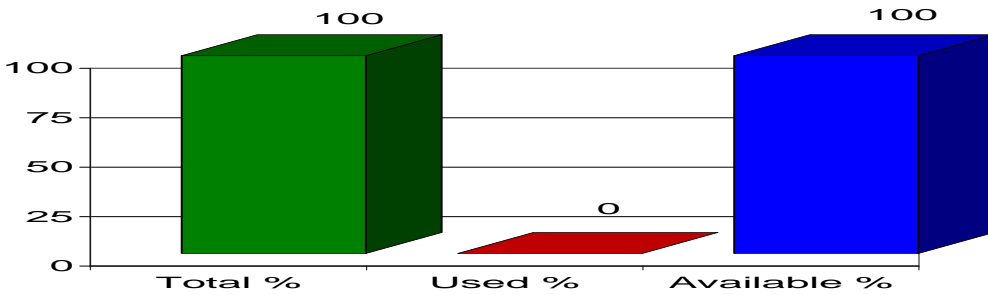


Quota Report 10/01/2012

Heading: UKFTA - Korea Free Trade TPL HTS 61 - 62 **NOT OPEN**
 Period: 03/15/2012 Through: 12/31/2012
 Country: Korea Date/Time Filled: Open
 UOM: M2 Q Level: 100,000,000 Ent-Qty: 100,000,000 % Filled: 100



Heading: UKFTA - Korea Free Trade 98 Tobacco
 Period: 03/15/2012 Through: 12/31/2012
 Country: Korea Date/Time Filled: Open
 UOM: KG Q Level: 1,100,000 Ent-Qty: 0 % Filled: 0



Heading: UKFTA - Korea Free Trade 99 General Note 33 Sub-chapter XX USN 1 DAIRY
 Period: 03/15/2012 Through: 12/31/2012
 Country: Korea Date/Time Filled: Open
 UOM: KG Q Level: 300,000 Ent-Qty: 103,692 % Filled: 34.56

