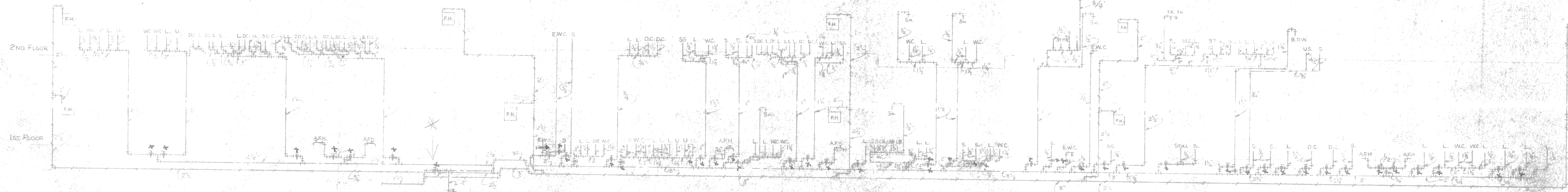
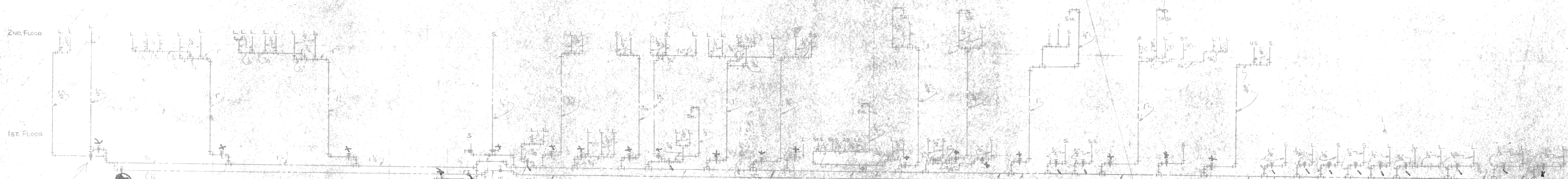



REVISION B
DEC. 10, 1942



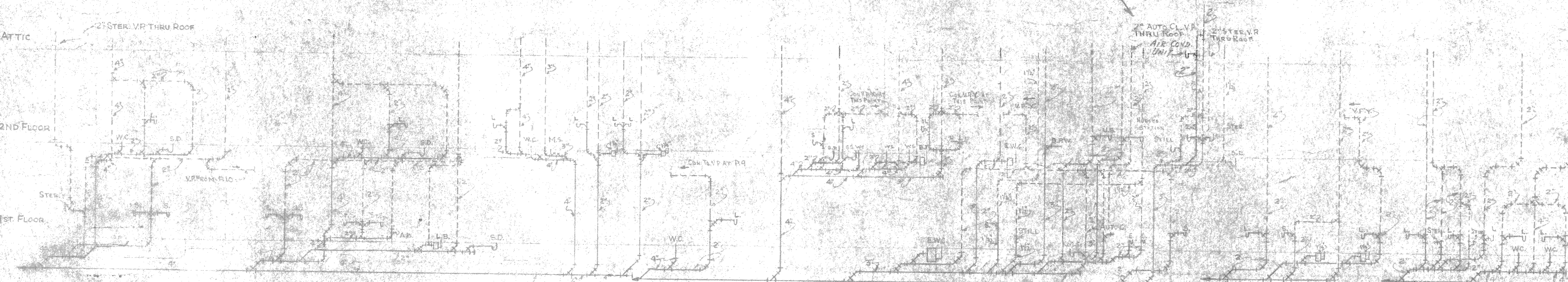
COLD WATER
No. SCALE



HOT WATER
No. SCALE



REVISION B
DEC. 10, 1942



SOIL WASTE VENT
No. SCALE
NOTE
FOR HORIZONTAL PIPING
IN ATTIC SEE 2ND FLOOR PLAN.

REVISION A
JUNE 30, 1942

DRAWN BY J.C.W.
TRACED BY J.H.
CHECKED BY J.H.
CHIEF DRAWN J.H.
IN CHARGE J.H.
DATE 5-6-42
SCALE 1/8"=1'-0"
Y. & G. DRAWING NO. 248127


CARR & J. E. GREINER CO.—ARCHITECT-ENGINEERS
DURHAM, N. C. BALTIMORE, MD.
MARINE BARRACKS—NEW RIVER, N. C.
BUREAU OF YARDS AND DOCKS—U. S. NAVY

POST DISPENSARY
RISER DIAGRAM
PLUMBING

REVISION	DATE	BRIEF	BY	IN CHARGE
B	DEC 10 1942	ADD SOIL WASTE VENT	J.C.W.	J.H.
A	JUN 30 1942	REVISE	J.C.W.	J.H.

APPROVED BY J.H. DIRECTOR
BY J.H. CHIEF ENGINEER
NO. 537

248127



REVISION 'B'
AUG. 14-1943

PIT DETAIL
SCALE 3/8\"/>

REVISION 'A'
JUNE 26-1943

FOUNDATION

DRAWN BY: J.C.V.		CARR & J. E. GREINER CO. - ARCHITECT-ENGINEERS DURHAM, N. C.	
CHECKED BY: J.C.V.		MARINE BARRACKS - NEW RIVER, N. C. BUREAU OF YARDS AND DOCKS - U. S. NAVY	
IN CHARGE: J.C.V.		POST DISPENSARY FOUNDATION PITCH - PLUMBING -	
DATE: 6-26-43			
V. I. D. DRAWING NO.		APPROVED: J.C.V.	SHEET
ARCHITECT-ENGINEERS		BY: J.C.V.	OF 4
NO.	DATE	BRIEF	NO. IN CHARGE

ldg 15

PRINTED ON RECYCLED PAPER
BY THE OFFICE OF THE ARCHITECT-ENGINEER

THIS ONE