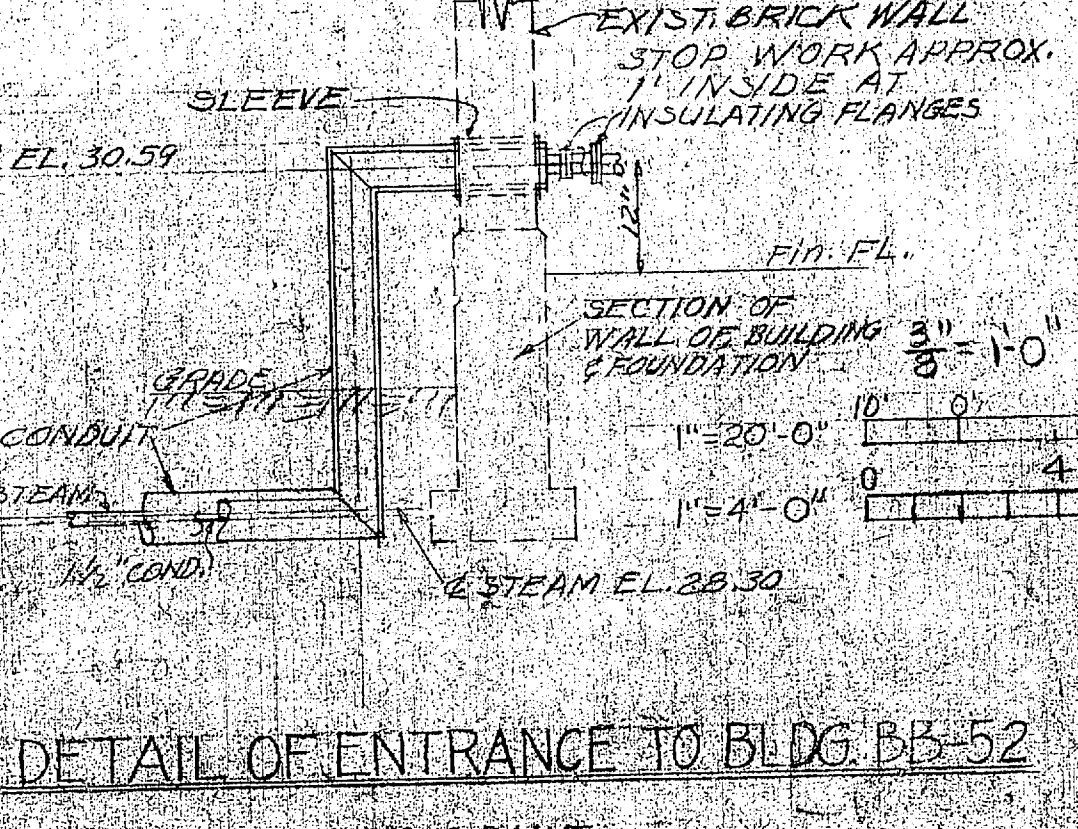
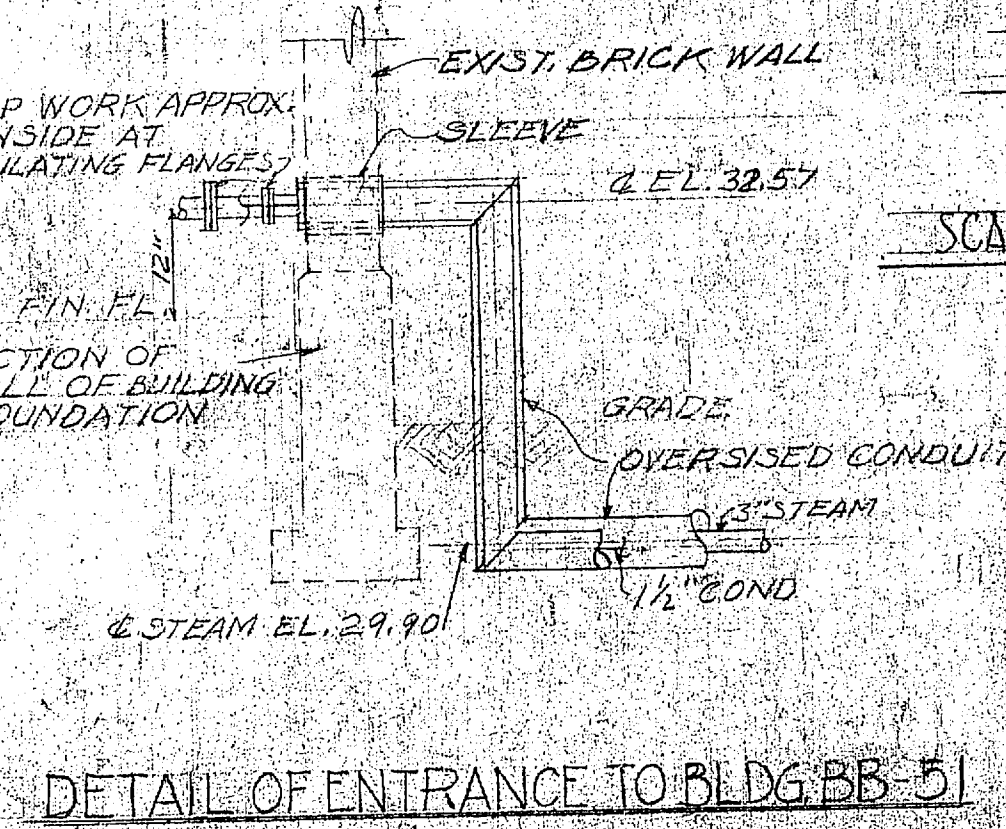
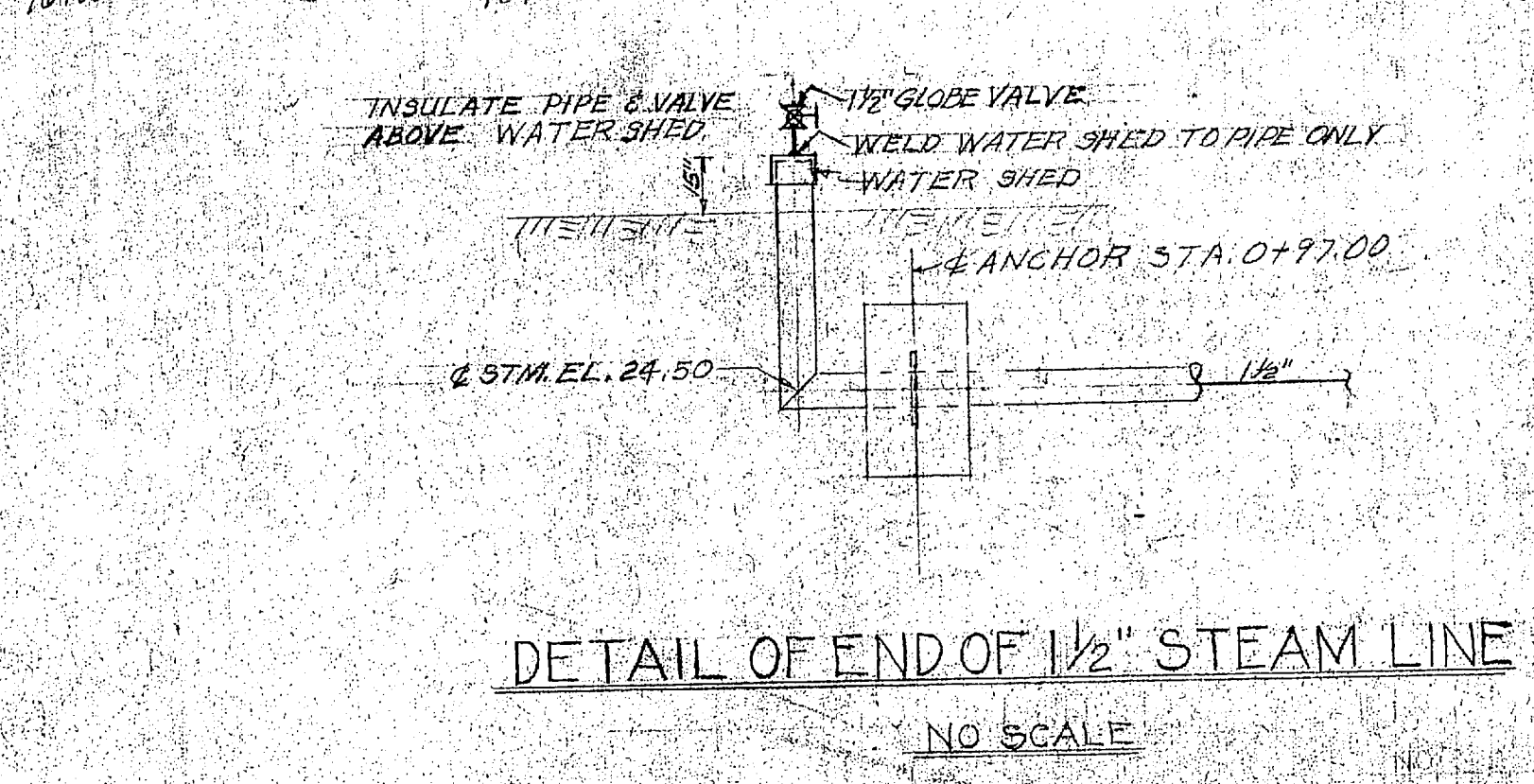
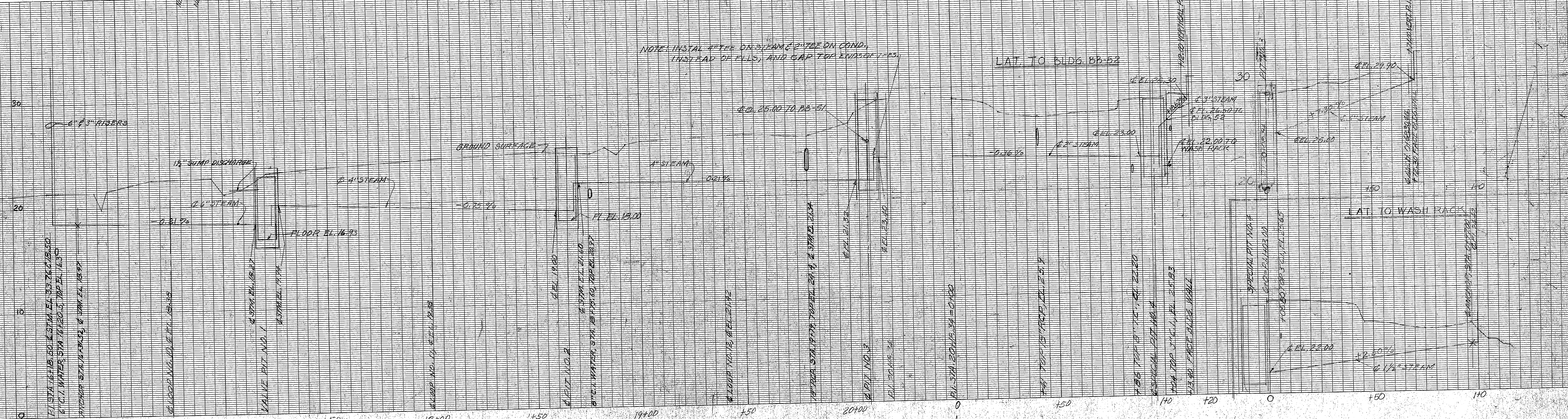


LOOP NO.	STEAM SIZE	COND. SIZE	LOOP SIZE W X H	TOTAL EXPLAN	EXPLAN. IN LOOP EACH LEG	COLD SPRING
10	6"	3"	6.0' X 11.5'	2 1/2"	1 1/2"	3/8"
11	4"	2"	6.0' X 12.5'	4"	2 1/2"	1"
12	4"	2"	3.0' X 11.5'	3 1/2"	2 1/2"	3/8"
13	2"	1 1/2"	6.0' X 12.5'	4"	2 1/2"	1"
17	1 1/2"	1"	3.0' X 6.5'	2 1/2"	1 1/2"	3/8"

NOTE: SEE DETAIL OF UNDERGROUND ANCHORS, YED. DWG. NO.



DEWID ONE NO. 52674

REVISION	DATE	BY	DESCRIPTION
A	11-25-54	AS BUILT	

P.W. DRAWING NO. 10853

DESIGN: *[Signature]*  
 DRAWN: *[Signature]*  
 TR: *[Signature]*  
 CHK: *[Signature]*  
 SUPV: *[Signature]*  
 DES DIR: *[Signature]*

GRAPHIC SCALES: 1"=20'-0", 1"=4'-0"

APPROVED: *[Signature]* DATE: 11-25-54  
 PUBLIC WORKS OFFICER

APPROVED FOR BUREAU OF YARDS & DOCKS: *[Signature]* DATE: MAR 14 1958  
 FOR OPWO FOR CHIEF OF BUREAU

SCALE: Graphic SPEC: 3566/56  
 SHEET 13 OF 13 NB: 3565  
 Y. & P. DRAWING NO. 647053



Court House Bay  
Underground Steam

11/11/11

11/11/11

