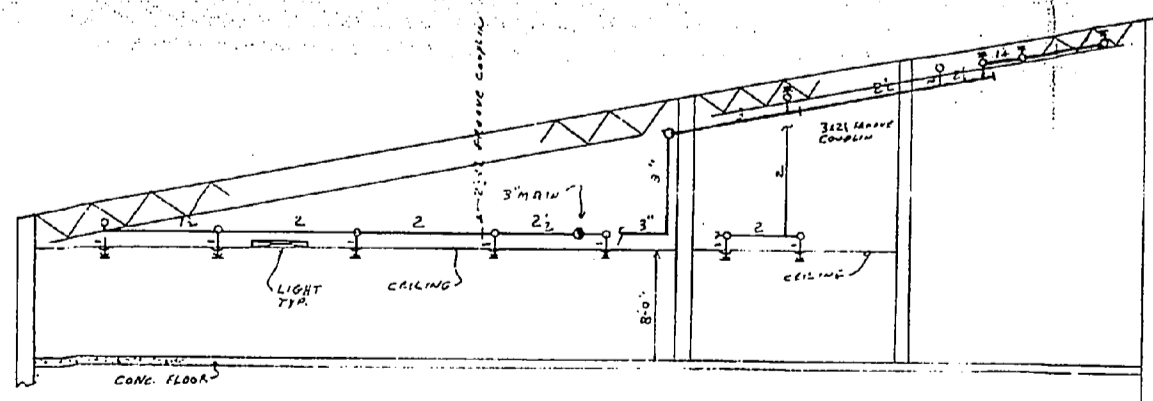


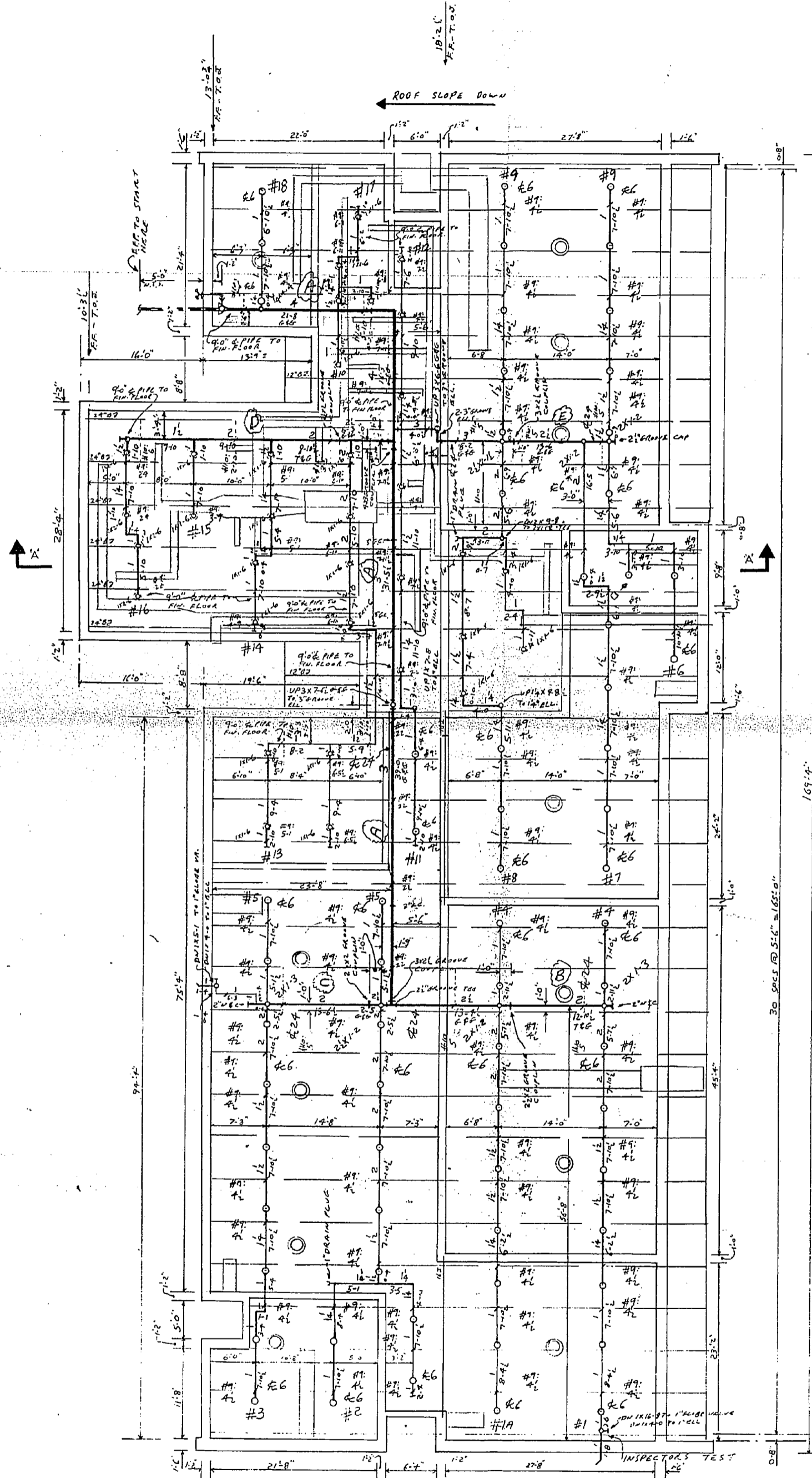
REFLECTED CEILING PLAN
1/8" = 1'-0"

8'-0" CEILING HEIGHT
34- 2 1/2" CHROME PENDENT SPRINKLERS
W/ CHROME PLATES

● DENOTES PENDENT SPRINKLER
○ DENOTES UPRIGHT SPRINKLER



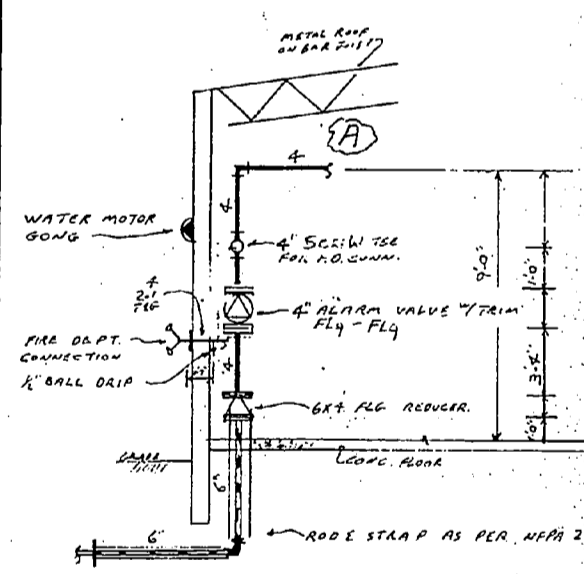
SECTION 'A-A'
NO SCALE



PIPING PLAN
1/8" = 1'-0"

ALL BAR JOIST 18" UNLESS NOTED

65- 2 1/2" UPRIGHT SPRINKLERS



RISER DETAIL
NO SCALE

- NOTE:**
- DENOTES CENTER LINE OF PIPE TO TOP OF BAR JOIST.
 - DENOTES PIPE RING, AT ROD AND "C" CLAMP.
 - DENOTES SAME AS #9, EXCEPT ATTACHED TO ANGLE IRON HEADER.
 - 45 - 2 1/2" ODM BRNZ UPRIGHT
34 - 2 1/2" ODM CHROME PENDENT

ATLANTIC DIVISION
NAVAL FACILITIES ENGINEERING COMMAND
NORFOLK, VIRGINIA 23511

APPROVED
APPROVED AS NOTED

SUBJECT TO THE REQUIREMENTS OF
CONTRACT NO. **05-81-1766**

APPROVAL OF A SUBMITTAL DOES NOT INCLUDE
APPROVAL OF ANY DEVIATION FROM THE CONTRACT REQUIREMENTS UNLESS THE CONTRACTOR CALLS ATTENTION TO AND SUPPORTS THE DEVIATION. THE CONTRACTOR SHALL BE RESPONSIBLE FOR PROVIDING PROPER PHYSICAL DIMENSIONS & WEIGHTS, COORDINATION OF TRADES, ETC., AS REQUIRED.

REVIEWER: [Signature] DATE: 7/27/83

FOR OFFICER IN CHARGE OF CONSTRUCTION

"It is hereby certified that the requirements (material shown and marked in this submittal) is this proposed to be incorporated into Contract number 05-81-1766 in its complete form with the Contract drawings and specifications, and is in accordance with the attached approval. and is submitted Government approval.
Certified by: [Signature] 14 JUL 83

CONST. CONTR. NO. N62470-81-B-1766	
SCALE AS NOTED	PUBLIC WORKS BUILDING
DATE 8-21-83	CAMP LEJEUNE, N.C.
DESIGN E.A.P.	
APPROVAL NAVY	SPRINKLER SYSTEM
NO OF SPRK. 34-2 1/2" ODM CHROME PENDENT, 65-2 1/2" ODM BRNZ UPRIGHT	EASTERN FIRE PROTECTION CO.
CONT. NO. 074653	P.O. BOX 1574
SHEET NO. 1 of 1	KINSTON, NC. 28501

