

- LEGEND**
- 155° UPRIGHT SPRINKLER HEAD
  - 212° UPRIGHT SPRINKLER HEAD
  - 155° PENDENT SPRINKLER HEAD
  - 212° PENDENT SPRINKLER HEAD
  - 212° PENDENT SPRINKLER HEAD
  - 155° PENDENT SPRINKLER HEAD
  - 155° SIDEWALL SPRINKLER HEAD
  - PIPE RISER
  - HANGER IN INCHES FROM ROOF TO 5' OF PIPE
  - \* DISTANCE FROM FINISHED FLOOR TO 5' OF PIPE

- MATERIAL LIST**
- LIST 1 -**
- 4" DIA. PIPE 100 FT
  - 2" DIA. PIPE 100 FT
  - 1.5" DIA. PIPE 100 FT
  - 1" DIA. PIPE 100 FT
  - 3/4" DIA. PIPE 100 FT
  - 1/2" DIA. PIPE 100 FT
  - 3/8" DIA. PIPE 100 FT
  - 1/4" DIA. PIPE 100 FT
  - 3/16" DIA. PIPE 100 FT
  - 1/8" DIA. PIPE 100 FT
  - 1/16" DIA. PIPE 100 FT
  - 1/32" DIA. PIPE 100 FT
  - 1/64" DIA. PIPE 100 FT
  - 1/128" DIA. PIPE 100 FT
  - 1/256" DIA. PIPE 100 FT
  - 1/512" DIA. PIPE 100 FT
  - 1/1024" DIA. PIPE 100 FT
- LIST 2 -**
- 155° UPRIGHT SPRINKLER HEAD 100 FT
  - 212° UPRIGHT SPRINKLER HEAD 100 FT
  - 155° PENDENT SPRINKLER HEAD 100 FT
  - 212° PENDENT SPRINKLER HEAD 100 FT
  - 155° SIDEWALL SPRINKLER HEAD 100 FT

- GENERAL NOTES**
1. ALL MAINS AND LINES TO HAVE PROPER GRADE AND CLEARANCE
  2. INSTALL HIGH DEGREE HEADS WHERE NECESSARY.
  3. ALL HANGERS TO BE INSTALLED IN ACCORDANCE WITH NFPA NO. 13, LATEST EDITION.

- SPECIAL NOTES**
1. PUMP RUSHING & FAILURE TO RUN ALARM
  2. BE INSTALLED IN A CONSPICUOUS AREA
  3. BE INSTALLED IN A CONSPICUOUS AREA
  4. BE INSTALLED IN A CONSPICUOUS AREA
  5. BE INSTALLED IN A CONSPICUOUS AREA

- LEGEND**
- 155° UPRIGHT SPRINKLER HEAD
  - 212° UPRIGHT SPRINKLER HEAD
  - 155° PENDENT SPRINKLER HEAD
  - 212° PENDENT SPRINKLER HEAD
  - 155° SIDEWALL SPRINKLER HEAD
  - PIPE RISER
  - HANGER IN INCHES FROM ROOF TO 5' OF PIPE
  - \* DISTANCE FROM FINISHED FLOOR TO 5' OF PIPE

- SLEEVE SCHEDULE**
- 1 1/2" SLEEVE
  - 1 1/4" SLEEVE
  - 1 1/8" SLEEVE
  - 1" SLEEVE
  - 3/4" SLEEVE
  - 1/2" SLEEVE
  - 1/4" SLEEVE
  - 3/16" SLEEVE
  - 1/8" SLEEVE
  - 1/16" SLEEVE
  - 1/32" SLEEVE

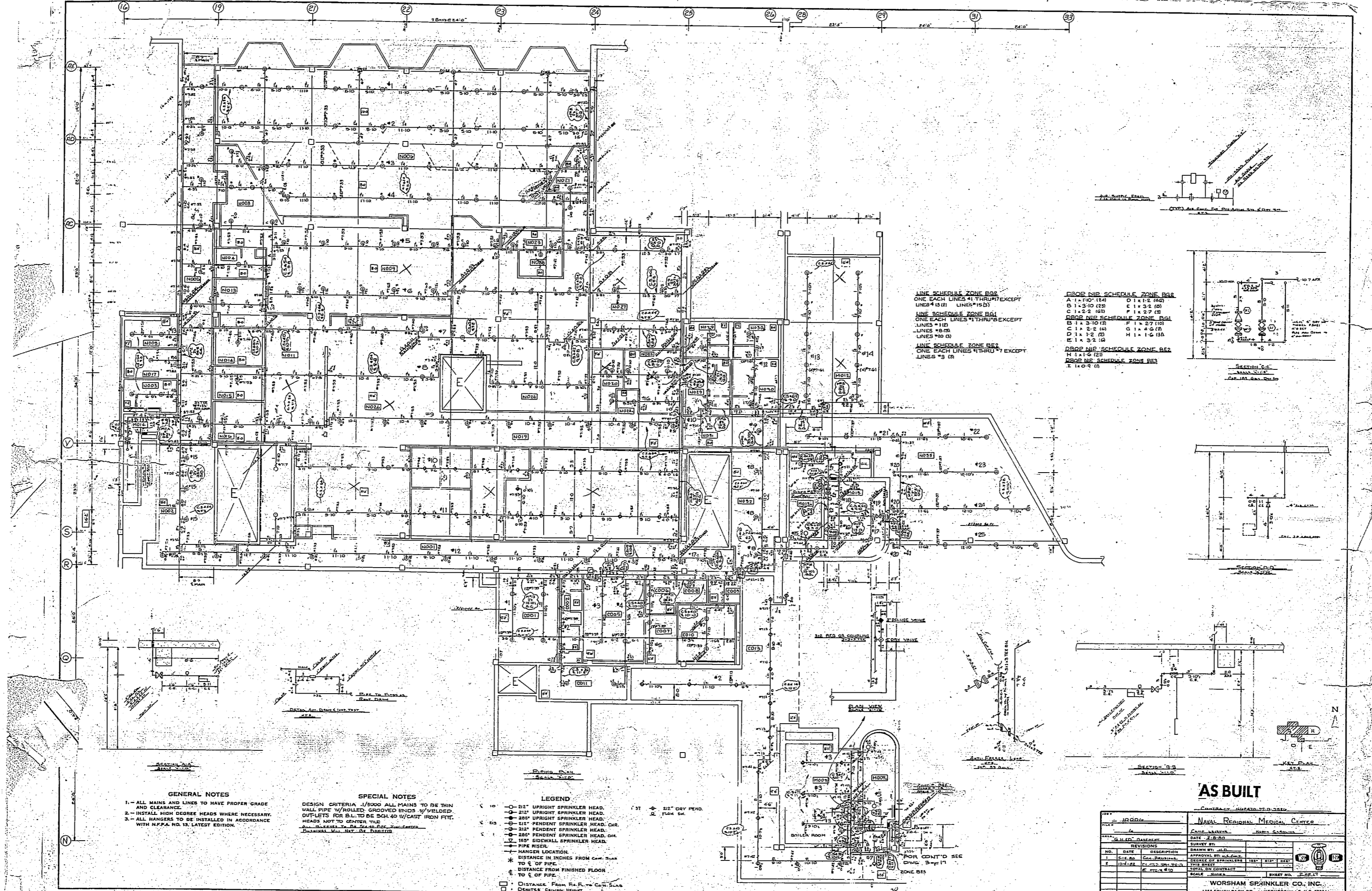
SEP 29 1992

CONTRACT: 92040241-7504

NO.	DATE	DESCRIPTION	APPROVAL BY U.S. DESK	DATE OF SPRINKLER	BY	SHEET
1	9/29/92	ISSUED FOR PERMIT	[Signature]	1992	[Signature]	1 OF 1
2	10/1/92	ISSUED FOR PERMIT	[Signature]	1992	[Signature]	1 OF 1
3	10/1/92	ISSUED FOR PERMIT	[Signature]	1992	[Signature]	1 OF 1
4	10/1/92	ISSUED FOR PERMIT	[Signature]	1992	[Signature]	1 OF 1
5	10/1/92	ISSUED FOR PERMIT	[Signature]	1992	[Signature]	1 OF 1

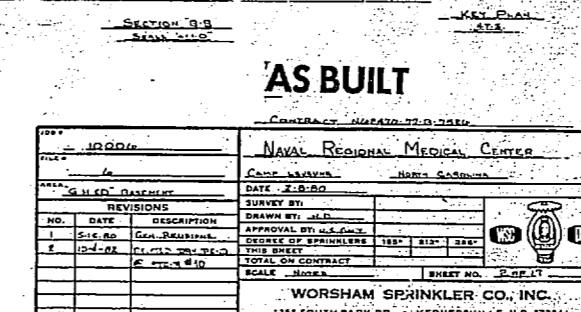
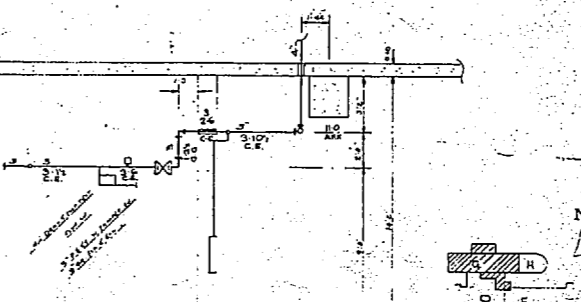
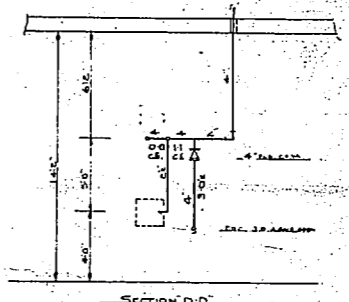
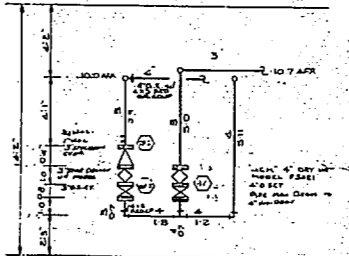
**WORSHAM SPRINKLER CO., INC.**  
 1355 SOUTH PARK DR., HERRINGVILLE, N.C. 27838





LINE SCHEDULE ZONE B-1  
ONE EACH LINES #1 THRU #5 EXCEPT  
LINES #13 (B) LINES #15 (B)  
LINE SCHEDULE ZONE B-2  
LINES #1 (B)  
LINES #4 (B)  
LINES #3 (B)  
LINE SCHEDULE ZONE B-3  
ONE EACH LINES #1 THRU #5 EXCEPT  
LINES #3 (B)

PROP. NIP SCHEDULE ZONE B-1  
A 1-1/2 (B) D 1-1/2 (B)  
B 1-3/4 (B) C 1-3/4 (B)  
D 1-1/2 (B) F 1-3/4 (B)  
PROP. NIP SCHEDULE ZONE B-2  
B 1-3/4 (B) F 1-3/4 (B)  
C 1-3/4 (B) G 1-3/4 (B)  
D 1-1/2 (B) H 1-1/2 (B)  
PROP. NIP SCHEDULE ZONE B-3  
H 1-1/2 (B)  
PROP. NIP SCHEDULE ZONE B-4  
I 1-1/2 (B)




**GENERAL NOTES**  
1. - ALL MAINS AND LINES TO HAVE PROPER GRADE AND CLEARANCE.  
2. - INSTALL HIGH DEGREE HEADS WHERE NECESSARY.  
3. - ALL HANGERS TO BE INSTALLED IN ACCORDANCE WITH NFPA NO. 13, LATEST EDITION.

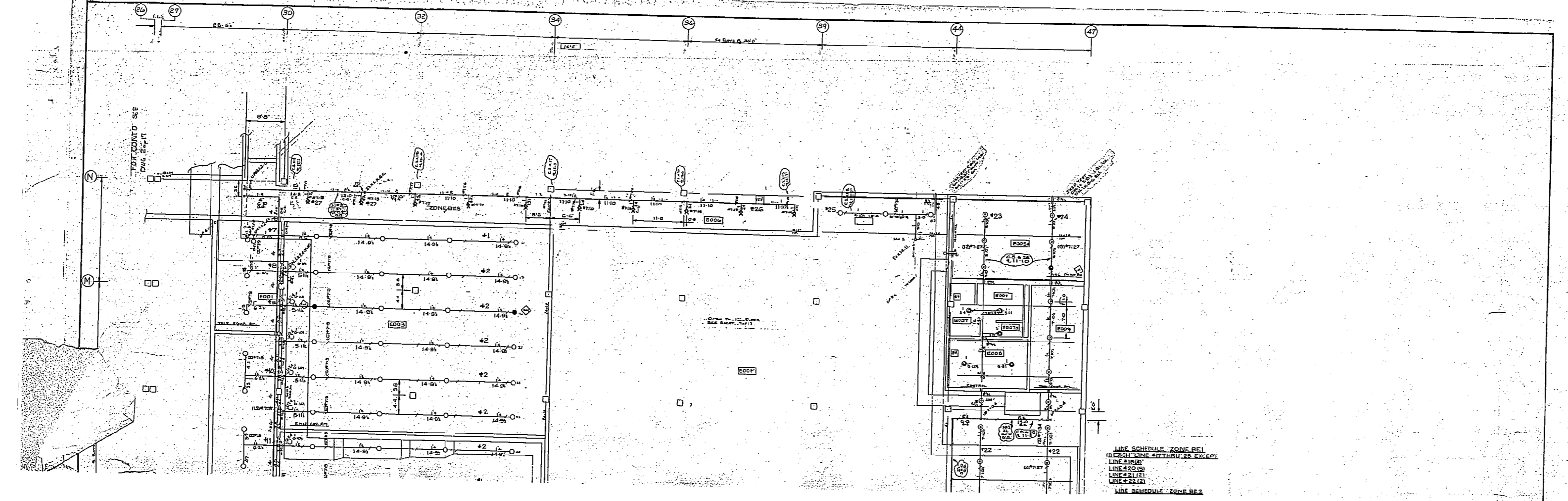
**SPECIAL NOTES**  
DESIGN CRITERIA: 1/5000 ALL MAINS TO BE THIN WALL PIPE W/ GROOVED ENDS W/ WELDED. OUTLETS FOR S.W. TO BE S.W. W/ GAIT IRON FITS. HEADS NOT TO CENTER TUBS.  
See Manual for Details of Details


**LEGEND**  
□ 1" - 2 1/2" UPRIGHT SPRINKLER HEAD  
□ 2 1/2" UPRIGHT SPRINKLER HEAD  
□ 2 1/2" UPRIGHT SPRINKLER HEAD  
□ 2 1/2" PENDENT SPRINKLER HEAD, CIR.  
□ 2 1/2" PENDENT SPRINKLER HEAD, CIR.  
□ 2 1/2" PENDENT SPRINKLER HEAD, CIR.  
□ 2 1/2" PENDENT SPRINKLER HEAD, CIR.  
□ 2 1/2" PENDENT SPRINKLER HEAD, CIR.  
□ HANGER LOCATION  
□ PIPE HANGER  
□ DISTANCE FROM FINISHED FLOOR TO C.E. OF PIPE  
□ DISTANCE FROM FINISHED FLOOR TO C.E. OF PIPE  
□ DISTANCE FROM FINISHED FLOOR TO C.E. OF PIPE  
□ DISTANCE FROM FINISHED FLOOR TO C.E. OF PIPE  
□ DISTANCE FROM FINISHED FLOOR TO C.E. OF PIPE  
□ DISTANCE FROM FINISHED FLOOR TO C.E. OF PIPE  
□ DISTANCE FROM FINISHED FLOOR TO C.E. OF PIPE

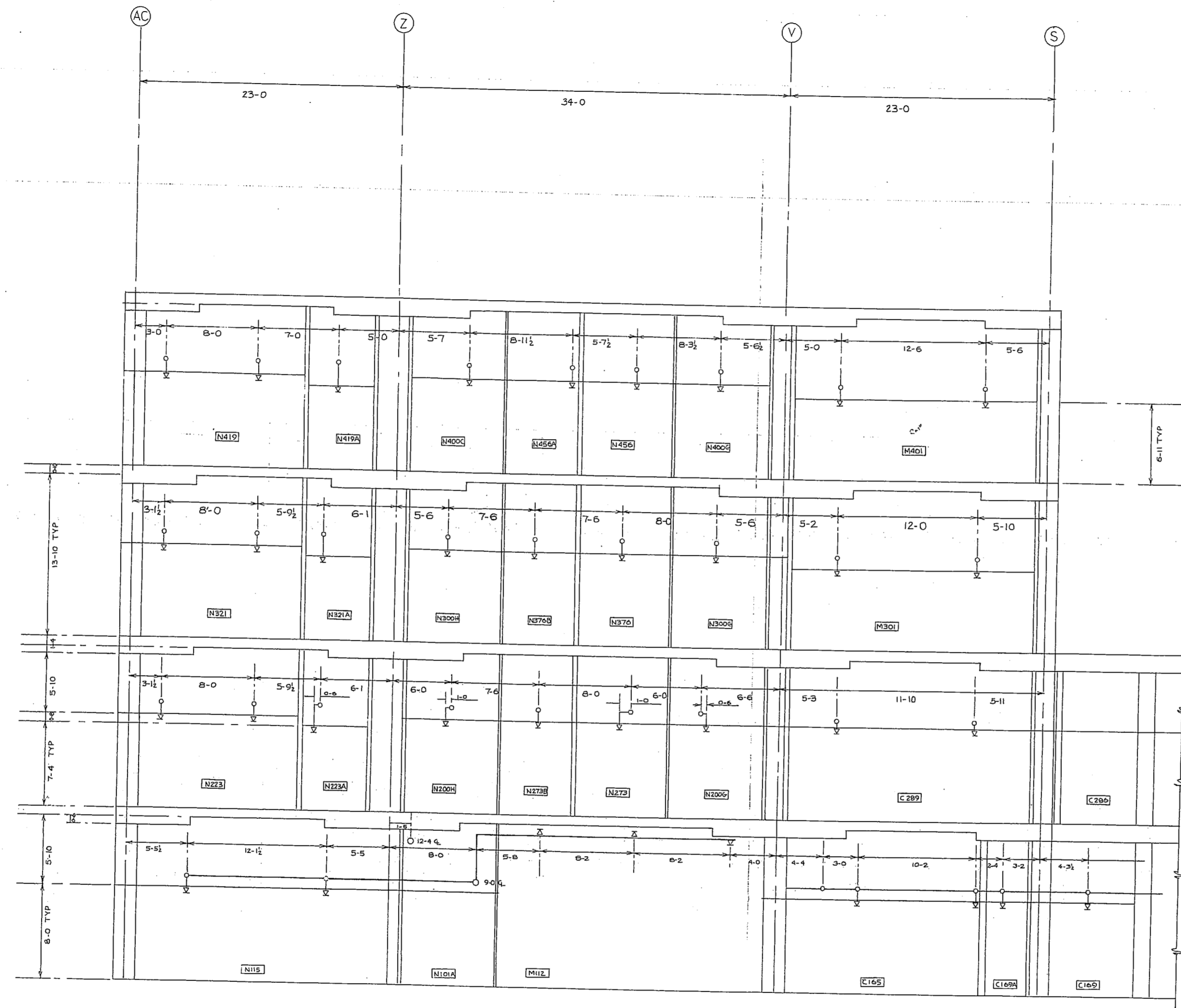
**AS BUILT**

Project: J3026		Client: Naval Regional Medical Center	
Contractor: Worsham Sprinkler Co., Inc.		Drawing No: S-22-17	
No.	Date	Description	Approval
1		Issue	Author
2		Issue	Author
3		Issue	Author
4		Issue	Author
5		Issue	Author
6		Issue	Author
7		Issue	Author
8		Issue	Author
9		Issue	Author
10		Issue	Author
11		Issue	Author
12		Issue	Author
13		Issue	Author
14		Issue	Author
15		Issue	Author
16		Issue	Author
17		Issue	Author
18		Issue	Author
19		Issue	Author
20		Issue	Author
21		Issue	Author
22		Issue	Author
23		Issue	Author
24		Issue	Author
25		Issue	Author









SECTION "AA"  
SCALE 1/4" = 1'-0"

- GENERAL NOTES**
1. - ALL MAINS AND LINES TO HAVE PROPER GRADE AND CLEARANCE.
  2. - INSTALL HIGH DEGREE HEADS WHERE NECESSARY.
  3. - ALL HANGERS TO BE INSTALLED IN ACCORDANCE WITH N.F.P.A. NO. 13, LATEST EDITION.

**SPECIAL NOTES**

- LEGEND**
- 15° UPRIGHT SPRINKLER HEAD.
  - 21° UPRIGHT SPRINKLER HEAD.
  - ⊙ 25° UPRIGHT SPRINKLER HEAD.
  - 15° PENDENT SPRINKLER HEAD.
  - 21° PENDENT SPRINKLER HEAD.
  - ⊙ 25° PENDENT SPRINKLER HEAD.
  - ⊙ 18° SIDEWALL SPRINKLER HEAD.
  - PIPE RISER.
  - HANGER LOCATION.
  - \* DISTANCE IN INCHES FROM ROOF TO 1/2 OF PIPE.
  - ⊕ DISTANCE FROM FINISHED FLOOR TO 1/2 OF PIPE.

ATLANTIC DIVISION  
NAVAL FACILITIES ENGINEERING COMMAND  
NORFOLK, VIRGINIA 23511

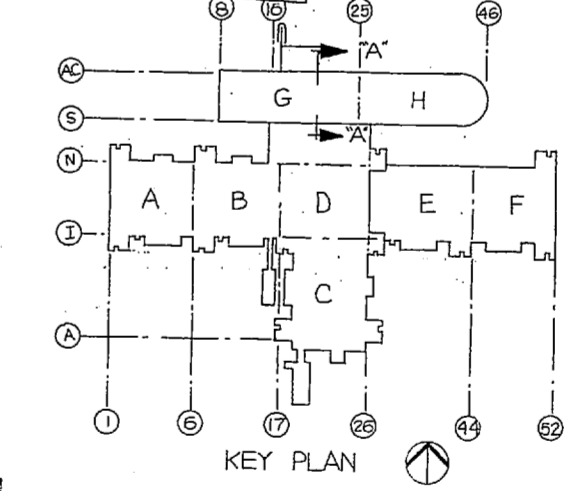
APPROVED  
APPROVED AS NOTED

SUBJECT TO THE GENERAL CONDITIONS OF CONTRACT NO. 62470-77-B-7526

APPROVAL OF THIS DRAWING IS LIMITED TO THE WORK SHOWN HEREON AND IS NOT VALID FOR ANY OTHER WORK OR FOR ANY OTHER CONTRACTS OR AGREEMENTS, ETC., AS SHOWN.


REVIEWER: *DMU* DATE: JUN 1980

FOR OFFICER IN CHARGE OF CONSTRUCTION

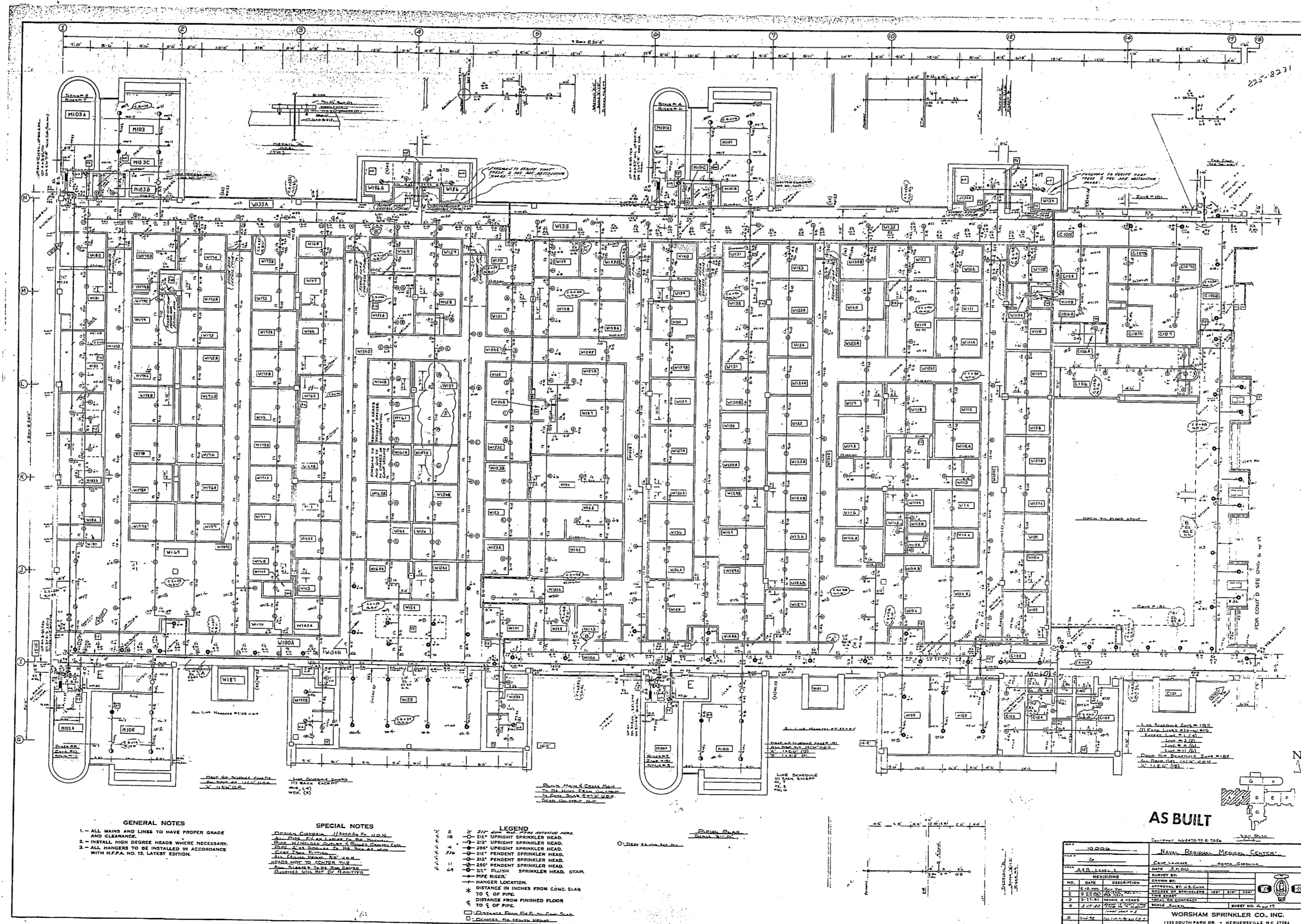


FOR APPROVAL MAY 15 1980

10006		CONTRACT 62470-77-B-7526	
6		NAVAL REGIONAL MEDICAL CENTER	
SECTION & DETAILS		CAMP LEJEUNE NORTH CAROLINA	
DATE 5-18-80		DRAWN BY L.D.	
NO. DATE DESCRIPTION		SURVEY BY	
1 5-18-80		APPROVAL BY U.S. GOV'T	
		DESIGNER OF SPRINKLER 185 212 188	
		THIS ENTRY	
		TOTAL NO. SHEETS	
		SCALE 1/4" = 1'-0"	
		SHEET NO. 17 OF 17	
WORSHAM SPRINKLER CO., INC.			
1335 SOUTH PARK DR. • KERNERSVILLE, N.C. 27284			







**GENERAL NOTES**

1. ALL MAINS AND LINES TO HAVE PROPER GRADE AND CLEARANCE.
2. INSTALL HIGH DROUPE HEADS WHERE NECESSARY.
3. ALL HANGERS TO BE INSTALLED IN ACCORDANCE WITH NFPA NO. 13, LATEST EDITION.

**SPECIAL NOTES**

1. ROOMS TO BE COVERED BY SPRINKLER SYSTEM TO BE SHOWN BY SHADING.

2. ROOMS TO BE COVERED BY SPRINKLER SYSTEM TO BE SHOWN BY SHADING.

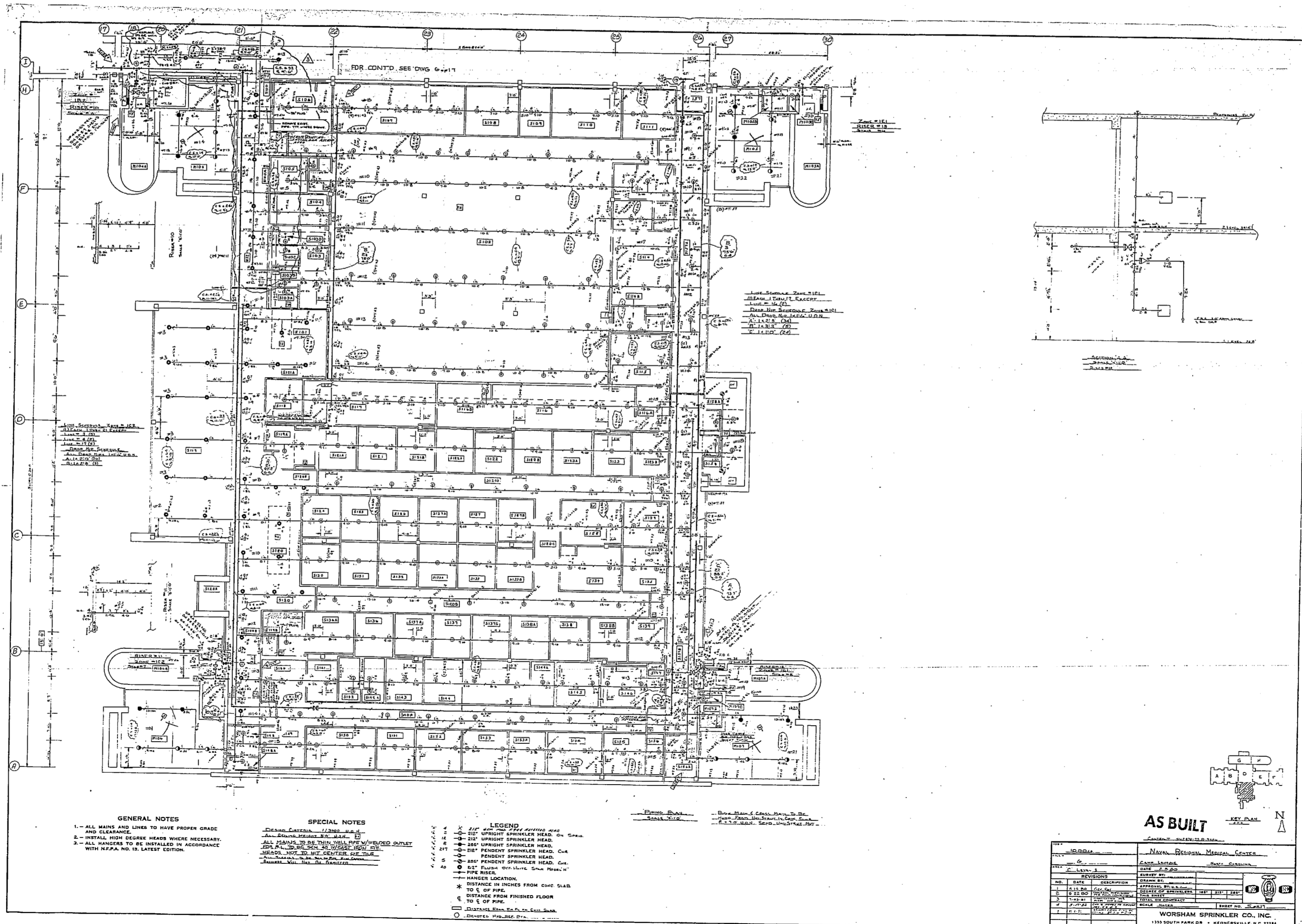
**LEGEND**

- 1" UPRIght SPRINKLER HEAD
- 1" PENDENT SPRINKLER HEAD
- 1" PENDENT SPRINKLER HEAD, STAR
- PIPE RISER
- HANGER LOCATION
- DISTANCE IN INCHES FROM CONG. SLAB TO 1/2" OF PIPE
- DISTANCE FROM FINISHED FLOOR TO 1/2" OF PIPE
- CHANGE FROM 1" TO 3/4" PIPE
- CHANGE TO 1/2" PIPE

**AS BUILT**

PROJECT: NAVAJOS MEDICAL CENTER	
DATE: 10/15/68	SCALE: AS SHOWN
DESIGNED BY: [Name]	CHECKED BY: [Name]
DRAWN BY: [Name]	DATE: 10/15/68
<b>WORSHAM SPRINKLER CO., INC.</b> 1135 SOUTH PARK DR. - KENNESAW, W. VA. 26149	





**GENERAL NOTES**

1. ALL WIRE AND LINES TO HAVE PROPER GRADE AND CLEARANCE.
2. INSTALL HIGH RELIEF HEADS WHERE NECESSARY.
3. ALL HANGERS TO BE INSTALLED IN ACCORDANCE WITH NFPA NO. 13 LATEST EDITION.

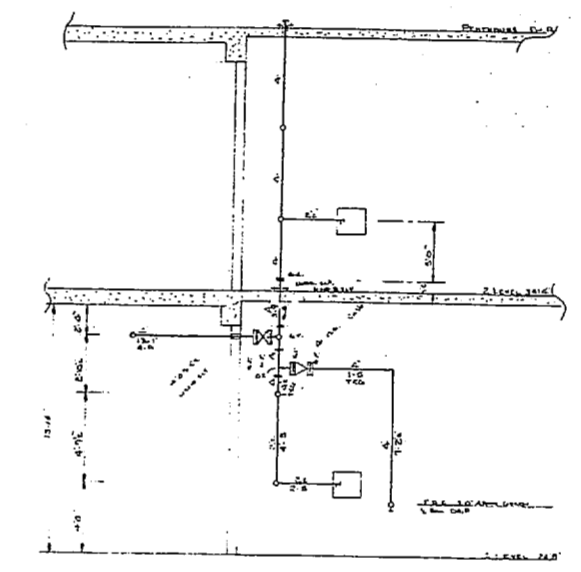
**SPECIAL NOTES**

DESIGNER'S NOTE: ALL SPRINKLER HEADS TO BE INSTALLED IN ACCORDANCE WITH NFPA NO. 13 LATEST EDITION.

ALL SPRINKLER HEADS TO BE INSTALLED IN ACCORDANCE WITH NFPA NO. 13 LATEST EDITION.

**LEGEND**

- 1. 1/2" URGENCY SPRINKLER HEAD
- 2. 1/2" URGENCY SPRINKLER HEAD
- 3. 1/2" URGENCY SPRINKLER HEAD
- 4. 1/2" URGENCY SPRINKLER HEAD
- 5. 1/2" URGENCY SPRINKLER HEAD
- 6. 1/2" URGENCY SPRINKLER HEAD
- 7. 1/2" URGENCY SPRINKLER HEAD
- 8. 1/2" URGENCY SPRINKLER HEAD
- 9. 1/2" URGENCY SPRINKLER HEAD
- 10. 1/2" URGENCY SPRINKLER HEAD
- 11. 1/2" URGENCY SPRINKLER HEAD
- 12. 1/2" URGENCY SPRINKLER HEAD
- 13. 1/2" URGENCY SPRINKLER HEAD
- 14. 1/2" URGENCY SPRINKLER HEAD
- 15. 1/2" URGENCY SPRINKLER HEAD
- 16. 1/2" URGENCY SPRINKLER HEAD
- 17. 1/2" URGENCY SPRINKLER HEAD
- 18. 1/2" URGENCY SPRINKLER HEAD
- 19. 1/2" URGENCY SPRINKLER HEAD
- 20. 1/2" URGENCY SPRINKLER HEAD
- 21. 1/2" URGENCY SPRINKLER HEAD
- 22. 1/2" URGENCY SPRINKLER HEAD
- 23. 1/2" URGENCY SPRINKLER HEAD
- 24. 1/2" URGENCY SPRINKLER HEAD
- 25. 1/2" URGENCY SPRINKLER HEAD
- 26. 1/2" URGENCY SPRINKLER HEAD
- 27. 1/2" URGENCY SPRINKLER HEAD
- 28. 1/2" URGENCY SPRINKLER HEAD
- 29. 1/2" URGENCY SPRINKLER HEAD
- 30. 1/2" URGENCY SPRINKLER HEAD
- 31. 1/2" URGENCY SPRINKLER HEAD
- 32. 1/2" URGENCY SPRINKLER HEAD
- 33. 1/2" URGENCY SPRINKLER HEAD
- 34. 1/2" URGENCY SPRINKLER HEAD
- 35. 1/2" URGENCY SPRINKLER HEAD
- 36. 1/2" URGENCY SPRINKLER HEAD
- 37. 1/2" URGENCY SPRINKLER HEAD
- 38. 1/2" URGENCY SPRINKLER HEAD
- 39. 1/2" URGENCY SPRINKLER HEAD
- 40. 1/2" URGENCY SPRINKLER HEAD
- 41. 1/2" URGENCY SPRINKLER HEAD
- 42. 1/2" URGENCY SPRINKLER HEAD
- 43. 1/2" URGENCY SPRINKLER HEAD
- 44. 1/2" URGENCY SPRINKLER HEAD
- 45. 1/2" URGENCY SPRINKLER HEAD
- 46. 1/2" URGENCY SPRINKLER HEAD
- 47. 1/2" URGENCY SPRINKLER HEAD
- 48. 1/2" URGENCY SPRINKLER HEAD
- 49. 1/2" URGENCY SPRINKLER HEAD
- 50. 1/2" URGENCY SPRINKLER HEAD
- 51. 1/2" URGENCY SPRINKLER HEAD
- 52. 1/2" URGENCY SPRINKLER HEAD
- 53. 1/2" URGENCY SPRINKLER HEAD
- 54. 1/2" URGENCY SPRINKLER HEAD
- 55. 1/2" URGENCY SPRINKLER HEAD
- 56. 1/2" URGENCY SPRINKLER HEAD
- 57. 1/2" URGENCY SPRINKLER HEAD
- 58. 1/2" URGENCY SPRINKLER HEAD
- 59. 1/2" URGENCY SPRINKLER HEAD
- 60. 1/2" URGENCY SPRINKLER HEAD
- 61. 1/2" URGENCY SPRINKLER HEAD
- 62. 1/2" URGENCY SPRINKLER HEAD
- 63. 1/2" URGENCY SPRINKLER HEAD
- 64. 1/2" URGENCY SPRINKLER HEAD
- 65. 1/2" URGENCY SPRINKLER HEAD
- 66. 1/2" URGENCY SPRINKLER HEAD
- 67. 1/2" URGENCY SPRINKLER HEAD
- 68. 1/2" URGENCY SPRINKLER HEAD
- 69. 1/2" URGENCY SPRINKLER HEAD
- 70. 1/2" URGENCY SPRINKLER HEAD
- 71. 1/2" URGENCY SPRINKLER HEAD
- 72. 1/2" URGENCY SPRINKLER HEAD
- 73. 1/2" URGENCY SPRINKLER HEAD
- 74. 1/2" URGENCY SPRINKLER HEAD
- 75. 1/2" URGENCY SPRINKLER HEAD
- 76. 1/2" URGENCY SPRINKLER HEAD
- 77. 1/2" URGENCY SPRINKLER HEAD
- 78. 1/2" URGENCY SPRINKLER HEAD
- 79. 1/2" URGENCY SPRINKLER HEAD
- 80. 1/2" URGENCY SPRINKLER HEAD
- 81. 1/2" URGENCY SPRINKLER HEAD
- 82. 1/2" URGENCY SPRINKLER HEAD
- 83. 1/2" URGENCY SPRINKLER HEAD
- 84. 1/2" URGENCY SPRINKLER HEAD
- 85. 1/2" URGENCY SPRINKLER HEAD
- 86. 1/2" URGENCY SPRINKLER HEAD
- 87. 1/2" URGENCY SPRINKLER HEAD
- 88. 1/2" URGENCY SPRINKLER HEAD
- 89. 1/2" URGENCY SPRINKLER HEAD
- 90. 1/2" URGENCY SPRINKLER HEAD
- 91. 1/2" URGENCY SPRINKLER HEAD
- 92. 1/2" URGENCY SPRINKLER HEAD
- 93. 1/2" URGENCY SPRINKLER HEAD
- 94. 1/2" URGENCY SPRINKLER HEAD
- 95. 1/2" URGENCY SPRINKLER HEAD
- 96. 1/2" URGENCY SPRINKLER HEAD
- 97. 1/2" URGENCY SPRINKLER HEAD
- 98. 1/2" URGENCY SPRINKLER HEAD
- 99. 1/2" URGENCY SPRINKLER HEAD
- 100. 1/2" URGENCY SPRINKLER HEAD

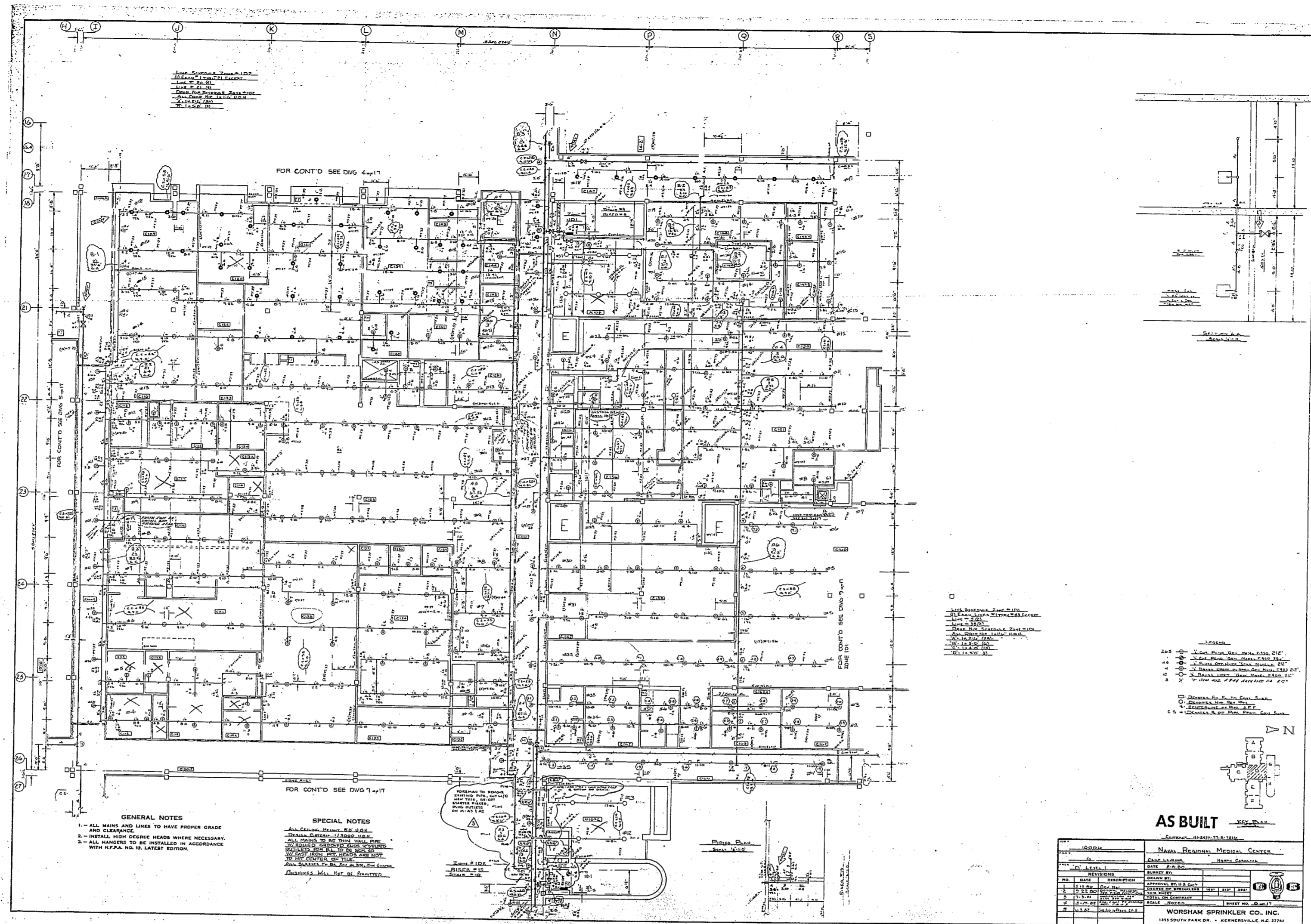


**AS BUILT**

REVISIONS		DATE		BY		CHECKED	
1	AS BUILT	10/1/19	J. J. [Signature]	J. J. [Signature]	J. J. [Signature]	J. J. [Signature]	J. J. [Signature]

**WORSHAM SPRINKLER CO., INC.**  
113 SOUTH PARK DR. • KENNESAW, GA. 30144





1. See Sprinkler System S.D.S.  
 2. See Fire Alarm System S.D.S.  
 3. See Fire Alarm Panel S.D.S.  
 4. See Fire Alarm Control Panel S.D.S.  
 5. See Fire Alarm Control Panel S.D.S.

**SPECIAL NOTES**  
 1. All pipes shall be 1/2" N.P.S.  
 2. All valves shall be 1/2" N.P.S.  
 3. All detectors shall be 1/2" N.P.S.  
 4. All control panels shall be 1/2" N.P.S.  
 5. All wiring shall be 1/2" N.P.S.  
 6. All piping shall be installed in accordance with NFPA No. 13, Latest Edition.

**GENERAL NOTES**  
 1. ALL MAINS AND LINES TO HAVE PROPER GRADE AND CLEARANCE.  
 2. INSTALL HIGH DEGREE HEADS WHERE NECESSARY.  
 3. ALL HANDING TO BE INSTALLED IN ACCORDANCE WITH NFPA NO. 13, LATEST EDITION.

1. See Sprinkler System S.D.S.  
 2. See Fire Alarm System S.D.S.  
 3. See Fire Alarm Panel S.D.S.  
 4. See Fire Alarm Control Panel S.D.S.  
 5. See Fire Alarm Control Panel S.D.S.

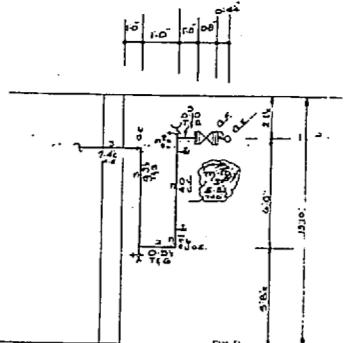
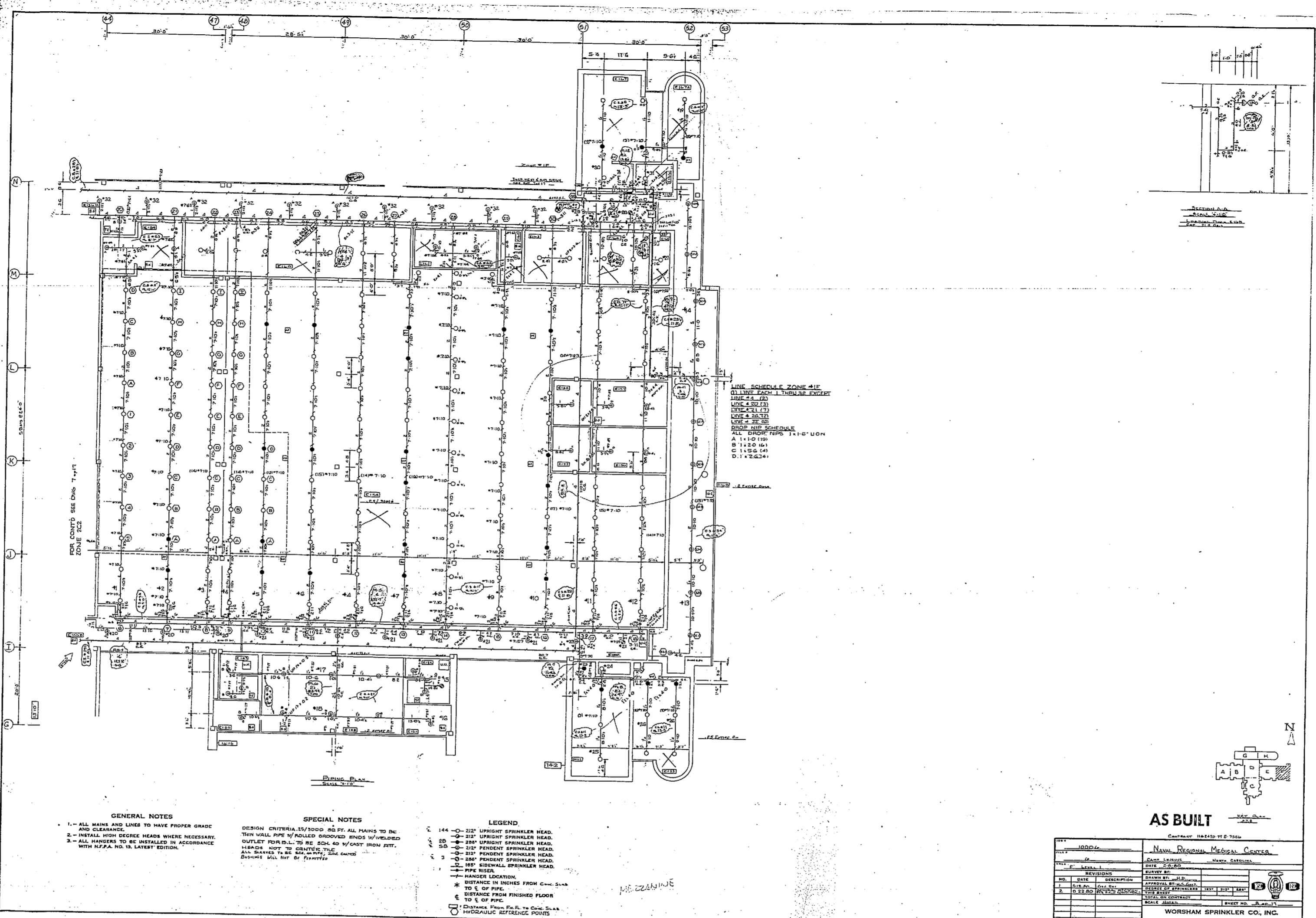
**LEGEND**  
 1. 1/2" N.P.S. Sprinkler Pipe, 150#  
 2. 1/2" N.P.S. Fire Alarm Pipe, 150#  
 3. 1/2" N.P.S. Fire Alarm Panel Pipe, 150#  
 4. 1/2" N.P.S. Fire Alarm Control Panel Pipe, 150#  
 5. 1/2" N.P.S. Fire Alarm Control Panel Pipe, 150#  
 6. 1/2" N.P.S. Fire Alarm Control Panel Pipe, 150#  
 7. 1/2" N.P.S. Fire Alarm Control Panel Pipe, 150#  
 8. 1/2" N.P.S. Fire Alarm Control Panel Pipe, 150#  
 9. 1/2" N.P.S. Fire Alarm Control Panel Pipe, 150#  
 10. 1/2" N.P.S. Fire Alarm Control Panel Pipe, 150#

**AS BUILT**

PROJECT		NAVAL RESEARCH MEDICAL CENTER	
NO.	DESCRIPTION	DATE	BY
1	AS BUILT		
2	REVISION		
3	REVISION		
4	REVISION		
5	REVISION		
6	REVISION		
7	REVISION		
8	REVISION		
9	REVISION		
10	REVISION		

WORSHAM SPRINKLER CO., INC.  
 1335 SOUTH PARK DR. • KENNESAVILLE, W.V. 26149





REVISIONS

ZONE 4

2 1/2" SCHED. 40 PIPE

2 1/2" SCHED. 40 VALVE

2 1/2" SCHED. 40 VALVE

2 1/2" SCHED. 40 VALVE

2 1/2" SCHED. 40 VALVE

2 1/2" SCHED. 40 VALVE

2 1/2" SCHED. 40 VALVE

2 1/2" SCHED. 40 VALVE

2 1/2" SCHED. 40 VALVE

AS BUILT

CONTRACT NO. 100000-1000


PROJECT NAME: NARRAGANSETT MEDICAL CENTER

DATE: 10/15/60

SCALE: AS SHOWN

WORTHAM SPRINKLER CO., INC.

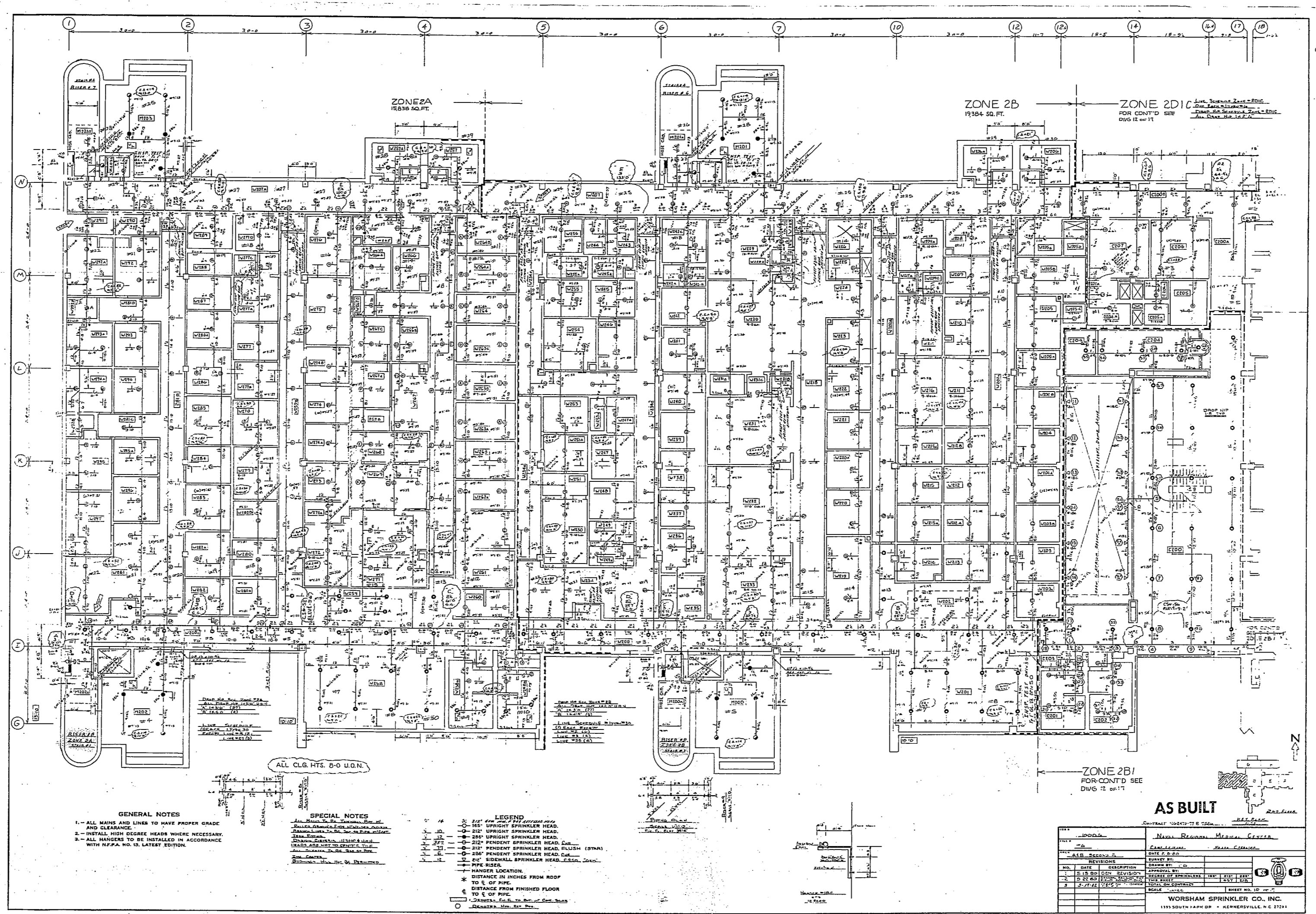
133 SOUTH PARK DR. - WENDELSVILLE, Pa. 17354











**GENERAL NOTES**  
 1. ALL MAINS AND LINES TO HAVE PROPER GRADE AND CLEARANCE.  
 2. INSTALL THE CHARGED HEADS WHERE NECESSARY.  
 3. ALL HANGERS TO BE INSTALLED IN ACCORDANCE WITH NFPA NO. 13, LATEST EDITION.

**SPECIAL NOTES**  
 1. ALL CHARGED HEADS TO BE INSTALLED IN ACCORDANCE WITH NFPA NO. 13, LATEST EDITION.  
 2. ALL CHARGED HEADS TO BE INSTALLED IN ACCORDANCE WITH NFPA NO. 13, LATEST EDITION.

**LEGEND**  
 1/2" 2 1/2" UPRIGHT SPRINKLER HEAD  
 3/4" 2 1/2" UPRIGHT SPRINKLER HEAD  
 1" 2 1/2" UPRIGHT SPRINKLER HEAD  
 1 1/2" 2 1/2" UPRIGHT SPRINKLER HEAD  
 2" 2 1/2" UPRIGHT SPRINKLER HEAD  
 2 1/2" 2 1/2" UPRIGHT SPRINKLER HEAD  
 3" 2 1/2" UPRIGHT SPRINKLER HEAD  
 4" 2 1/2" UPRIGHT SPRINKLER HEAD  
 1/2" 3" PENDANT SPRINKLER HEAD (STN)  
 3/4" 3" PENDANT SPRINKLER HEAD (STN)  
 1" 3" PENDANT SPRINKLER HEAD (STN)  
 1 1/2" 3" PENDANT SPRINKLER HEAD (STN)  
 2" 3" PENDANT SPRINKLER HEAD (STN)  
 2 1/2" 3" PENDANT SPRINKLER HEAD (STN)  
 3" 3" PENDANT SPRINKLER HEAD (STN)  
 4" 3" PENDANT SPRINKLER HEAD (STN)  
 1/2" 4" SIDEWALL SPRINKLER HEAD (STN)  
 3/4" 4" SIDEWALL SPRINKLER HEAD (STN)  
 1" 4" SIDEWALL SPRINKLER HEAD (STN)  
 1 1/2" 4" SIDEWALL SPRINKLER HEAD (STN)  
 2" 4" SIDEWALL SPRINKLER HEAD (STN)  
 2 1/2" 4" SIDEWALL SPRINKLER HEAD (STN)  
 3" 4" SIDEWALL SPRINKLER HEAD (STN)  
 4" 4" SIDEWALL SPRINKLER HEAD (STN)  
 HANGER LOCATION  
 \* DISTANCE IN INCHES FROM ROOF TO 1/2" OF PIPE  
 \* DISTANCE FROM FINISHED FLOOR TO 1/2" OF PIPE  
 \* DISTANCE FROM FINISHED FLOOR TO 1/2" OF PIPE  
 \* DISTANCE FROM FINISHED FLOOR TO 1/2" OF PIPE  
 \* DISTANCE FROM FINISHED FLOOR TO 1/2" OF PIPE

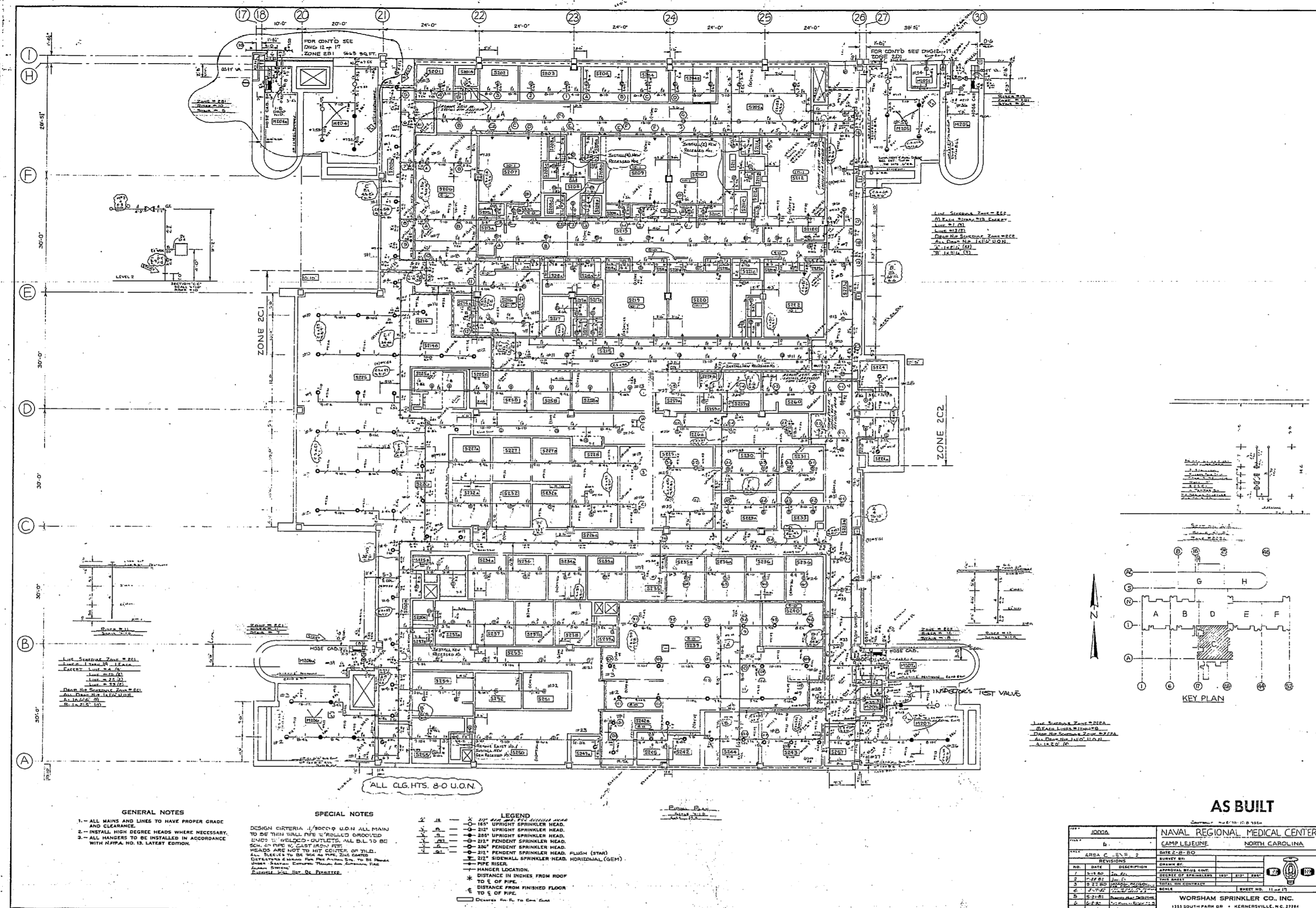
ZONE 2B/  
 FOR CONT'D SEE  
 DIV. 12 OF 17

**AS BUILT**

REVISIONS	
NO.	DESCRIPTION
1	AS BUILT
2	AS BUILT
3	AS BUILT
4	AS BUILT
5	AS BUILT
6	AS BUILT
7	AS BUILT
8	AS BUILT
9	AS BUILT
10	AS BUILT
11	AS BUILT
12	AS BUILT
13	AS BUILT
14	AS BUILT
15	AS BUILT
16	AS BUILT
17	AS BUILT
18	AS BUILT
19	AS BUILT
20	AS BUILT
21	AS BUILT
22	AS BUILT
23	AS BUILT
24	AS BUILT
25	AS BUILT
26	AS BUILT
27	AS BUILT
28	AS BUILT
29	AS BUILT
30	AS BUILT
31	AS BUILT
32	AS BUILT
33	AS BUILT
34	AS BUILT
35	AS BUILT
36	AS BUILT
37	AS BUILT
38	AS BUILT
39	AS BUILT
40	AS BUILT
41	AS BUILT
42	AS BUILT
43	AS BUILT
44	AS BUILT
45	AS BUILT
46	AS BUILT
47	AS BUILT
48	AS BUILT
49	AS BUILT
50	AS BUILT

**WORSHAM SPRINKLER CO. INC.**  
 1115 SOUTH PARK DR. • KENNESAW, W. VA. 26149





**GENERAL NOTES**  
 1- ALL MAINS AND LINES TO HAVE PROPER GRADE AND CLEARANCE.  
 2- METAL HIGH EXPOSED HEADS WHERE NECESSARY.  
 3- ALL HANDERS TO BE INSTALLED IN ACCORDANCE WITH NFPA NO. 13 LATEST EDITION.

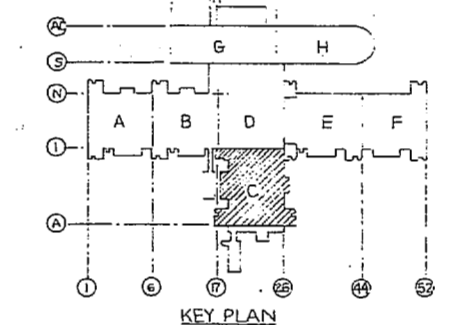
**SPECIAL NOTES**  
 DESIGN CRITERIA 1/3000 L.W.M. ALL MAINS TO BE 1 1/2" MIN. DIA. PER UNLESS OTHERWISE NOTED. U.S. WELDED OUTLETS, VAL. D.L. TO BE 3/4" DIA. PIPE TO CLAYT. PIPE.  
 DESIGN AND NOTE TO HIT CENTER OF D.L. ALL MAINS TO BE 1 1/2" DIA. UNLESS OTHERWISE NOTED. ALL HANDERS TO BE 1/2" DIA. UNLESS OTHERWISE NOTED.  
 EXISTING SPR. BY SA. EVIDENCE.

- LEGEND**
- 1" - 1 1/2" UPRIght SPRINKLER HEAD
  - 1" - 1 1/2" PENDANT SPRINKLER HEAD
  - 1" - 1 1/2" PENDANT SPRINKLER HEAD PLUSH (274)
  - 1" - 1 1/2" SIDEWALL SPRINKLER HEAD HORIZONTAL (524)
  - PIPE RISER
  - HANDER LOCATION
  - 2" DISTANCE IN INCHES FROM ROOF TO S OF PIPE
  - 3" DISTANCE FROM FINISHED FLOOR TO S OF PIPE

DRINKING WATER BY SA. EVIDENCE


FOR QUOTE SEE DWG. NO. 11-11-21  
 11-11-21  
 11-11-21  
 11-11-21  
 11-11-21  
 11-11-21

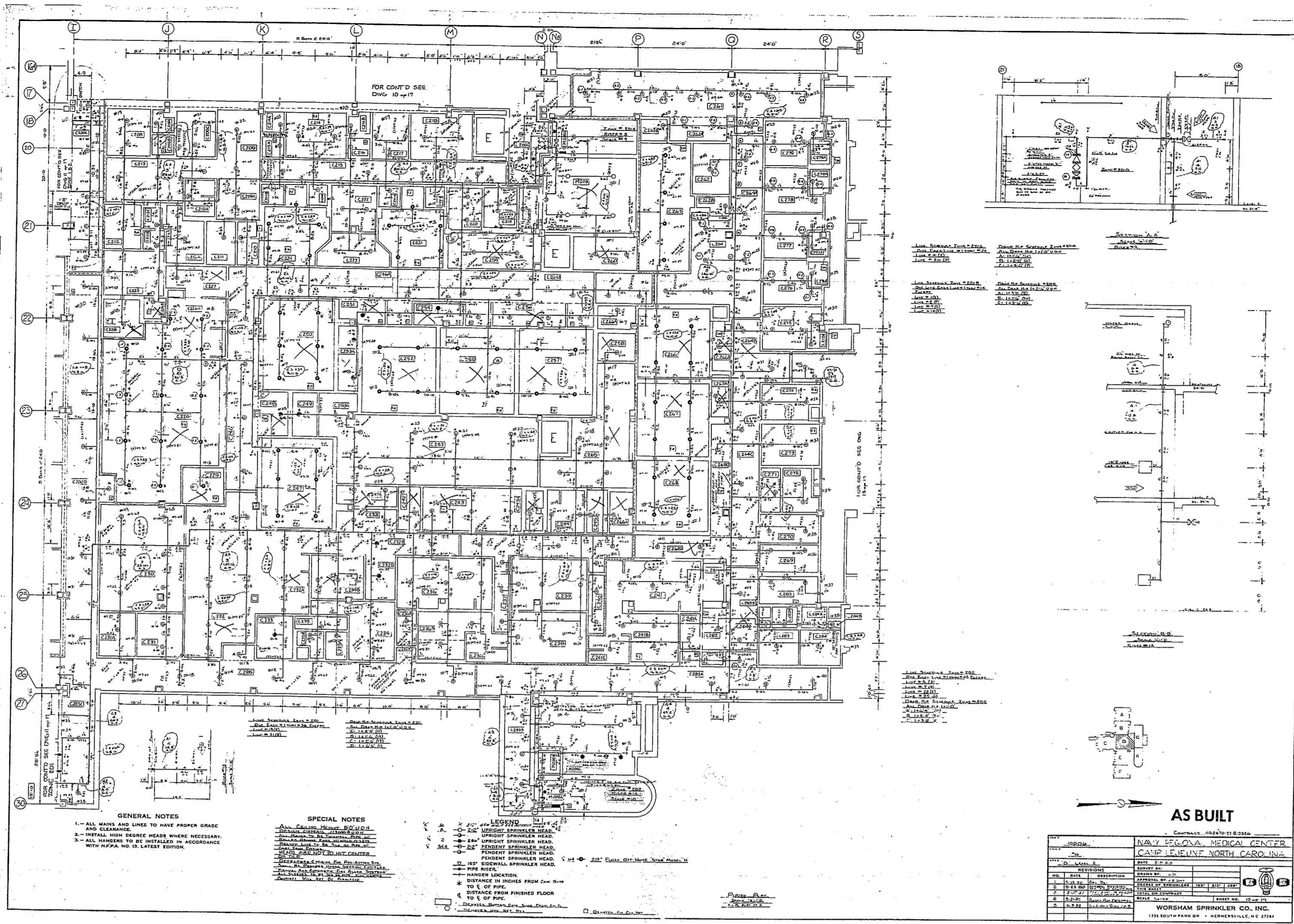
FOR QUOTE SEE DWG. NO. 11-11-21  
 11-11-21  
 11-11-21  
 11-11-21  
 11-11-21



AS BUILT

NAVAL REGIONAL MEDICAL CENTER	
CAMP LEJEUNE NORTH CAROLINA	
AREA C - 2ND FLOOR	DATE 2-12-79
PROJECT NO. 11-11-21	DESIGNED BY
DATE 2-12-79	CHECKED BY
11-11-21	DATE 2-12-79
11-11-21	DATE 2-12-79
11-11-21	DATE 2-12-79
WORSHAM SPRINKLER CO., INC.	
1111 SOUTH PARK DR. • GREENSBORO, N.C. 27404	





**GENERAL NOTES**

- 1- ALL MAINS AND LINES TO HAVE PROPER GRADE AND CLEARANCE.
- 2- INSTALL HIGH PRIORITY HEADS WHERE NECESSARY.
- 3- ALL HANGERS TO BE INSTALLED IN ACCORDANCE WITH NFPA, NO. 13, LATEST EDITION.

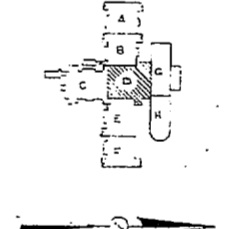
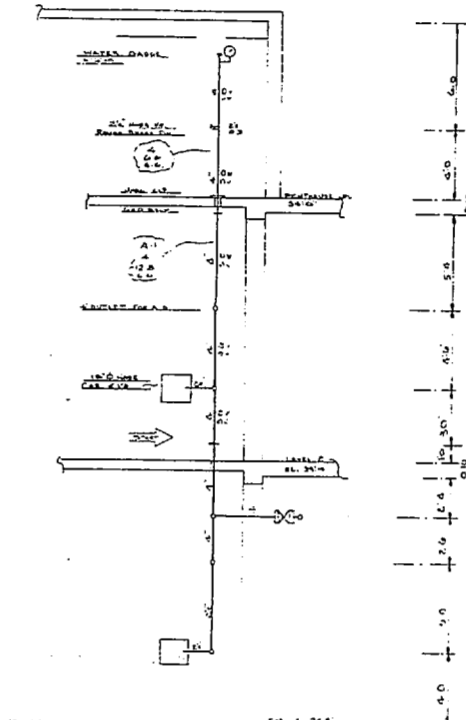
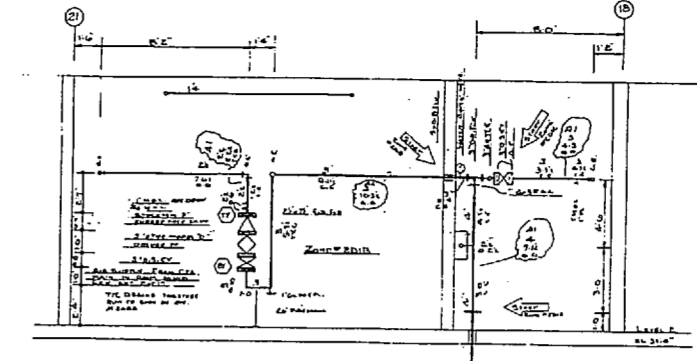
**SPECIAL NOTES**

- 1- ALL SPRINKLER HEADS TO BE INSTALLED IN ACCORDANCE WITH NFPA, NO. 13, LATEST EDITION.
- 2- ALL SPRINKLER HEADS TO BE INSTALLED IN ACCORDANCE WITH NFPA, NO. 13, LATEST EDITION.
- 3- ALL SPRINKLER HEADS TO BE INSTALLED IN ACCORDANCE WITH NFPA, NO. 13, LATEST EDITION.

**LEGEND**

- 1- 2 1/2" UPRIGHT SPRINKLER HEAD
- 2- 2 1/2" UPRIGHT SPRINKLER HEAD
- 3- 2 1/2" PENDANT SPRINKLER HEAD
- 4- 1 1/2" PENDANT SPRINKLER HEAD
- 5- 1 1/2" SIDEWALL SPRINKLER HEAD
- 6- HANGER LOCATION
- 7- DISTANCE IN INCHES FROM DIM. S.W. TO E. OF PIPE
- 8- DISTANCE FROM FINISHED FLOOR TO E. OF PIPE
- 9- SPECIAL SPRINKLER HEAD
- 10- SPECIAL SPRINKLER HEAD


**FOR CONT'D SEE**  
DWG. 10-17



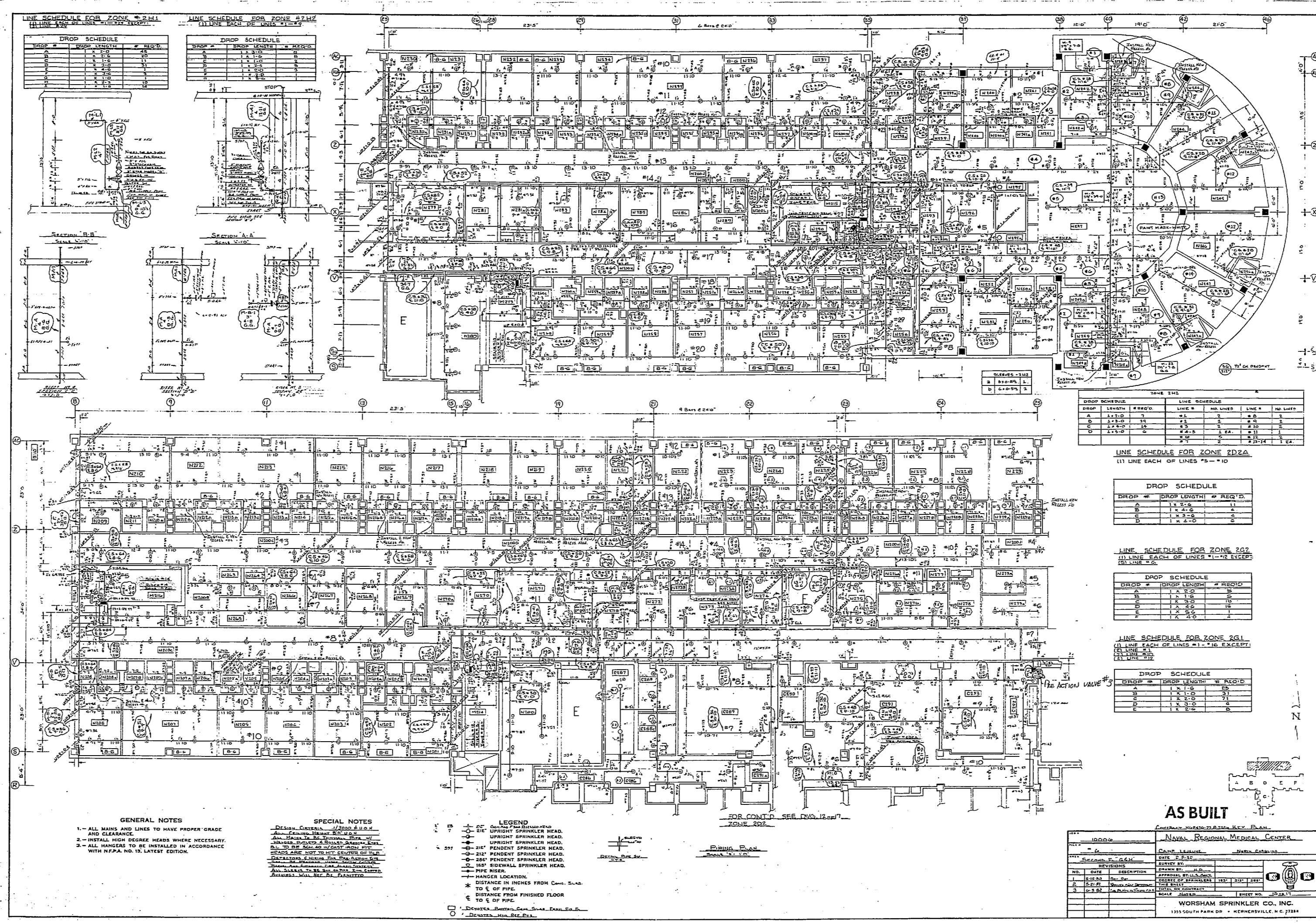
**AS BUILT**

PROJECT		CONTRACT NO. 10270-11-8334	
NAVY PAPPAS MEDICAL CENTER		CAMP LEJUNE, NORTH CAROLINA	
DATE	2.2.52	REVISIONS	
BY	DESIGNER	DATE	
1	10-17	DATE	
2	10-17	DATE	
3	10-17	DATE	
4	10-17	DATE	
5	10-17	DATE	
6	10-17	DATE	

WORSHAM SPRINKLER CO., INC.  
1333 SOUTH PARK DR. - ROCKFORD, ILL. 61081







**LINE SCHEDULE FOR ZONE 2111**

DROP #	DROP LENGTH	# HEADS
A	1.2	10
B	1.2	10
C	1.2	10
D	1.2	10

**LINE SCHEDULE FOR ZONE 2112**

DROP #	DROP LENGTH	# HEADS
A	1.2	10
B	1.2	10
C	1.2	10
D	1.2	10

**LINE SCHEDULE FOR ZONE 212A**

DROP #	DROP LENGTH	# HEADS
A	1.2	10
B	1.2	10
C	1.2	10
D	1.2	10

**LINE SCHEDULE FOR ZONE 212B**

DROP #	DROP LENGTH	# HEADS
A	1.2	10
B	1.2	10
C	1.2	10
D	1.2	10

**LINE SCHEDULE FOR ZONE 212C**

DROP #	DROP LENGTH	# HEADS
A	1.2	10
B	1.2	10
C	1.2	10
D	1.2	10

**LINE SCHEDULE FOR ZONE 212D**

DROP #	DROP LENGTH	# HEADS
A	1.2	10
B	1.2	10
C	1.2	10
D	1.2	10

**GENERAL NOTES**

1. ALL MAINS AND LINES TO HAVE PROPER GRADE AND CLEARANCE.
2. INSTALL HIGH DEGREE HEADS WHERE NECESSARY.
3. ALL HANGERS TO BE INSTALLED IN ACCORDANCE WITH NFPA, NO. 13, LATEST EDITION.

**SPECIAL NOTES**

1. ALL SPRINKLER HEADS TO BE INSTALLED IN ACCORDANCE WITH NFPA, NO. 13, LATEST EDITION.

2. ALL SPRINKLER HEADS TO BE INSTALLED IN ACCORDANCE WITH NFPA, NO. 13, LATEST EDITION.

**LEGEND**

- 1" UPWARD SPRINKLER HEAD
- 2" UPWARD SPRINKLER HEAD
- 2 1/2" UPWARD SPRINKLER HEAD
- 2" PENDENT SPRINKLER HEAD
- 2 1/2" PENDENT SPRINKLER HEAD
- 2 3/4" PENDENT SPRINKLER HEAD
- 1 1/2" SIGNAL SPRINKLER HEAD
- PIPE RISER
- HANGER LOCATION
- DISTANCE IN INCHES FROM CORR. SLAB TO 1/2" OF PIPE
- DISTANCE FROM FINISHED FLOOR TO 1/2" OF PIPE
- DRINKER - SEE PLAN

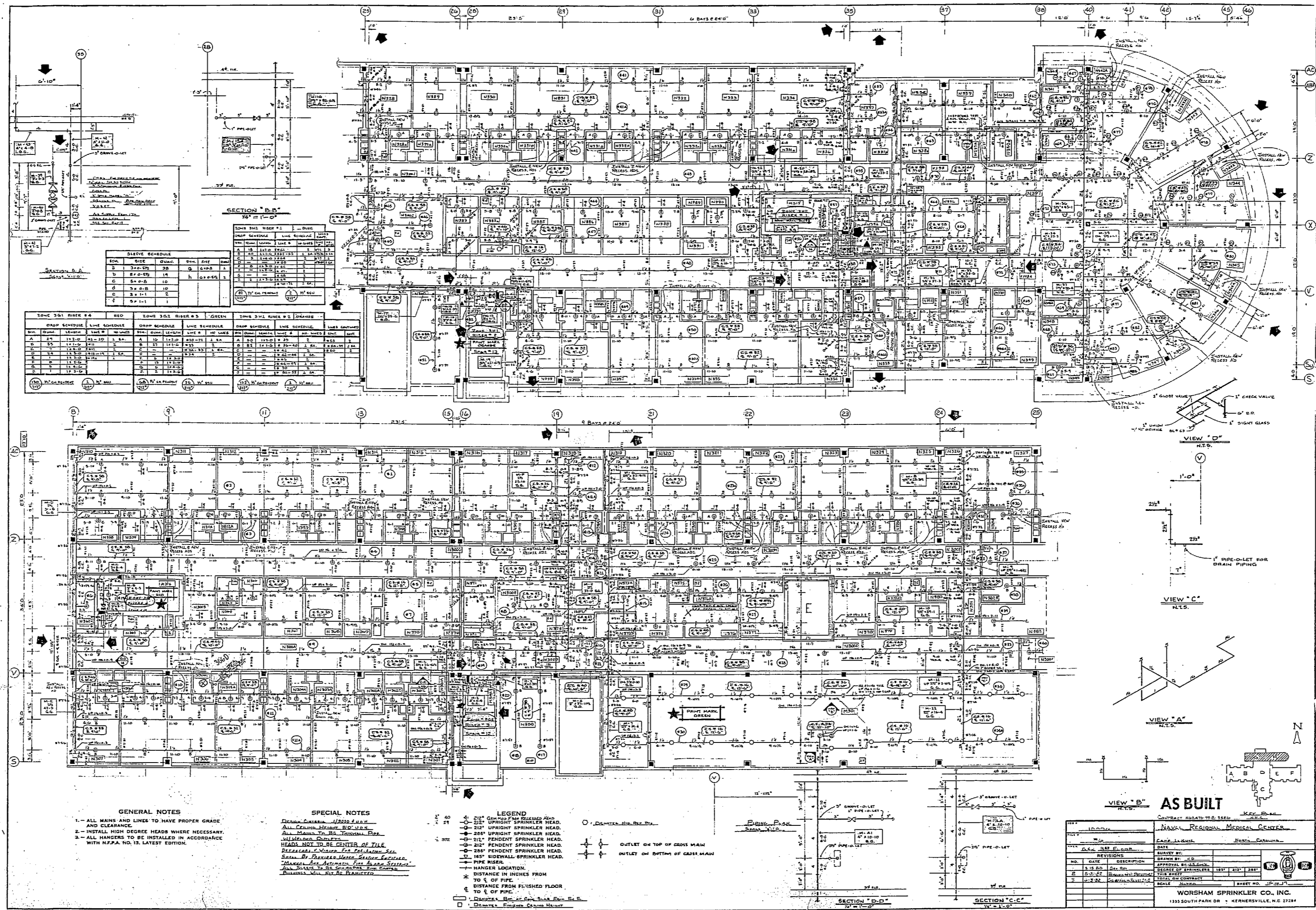
**AS BUILT**

NAVAL BROUEN MEDICAL CENTER

NO.	DATE	DESCRIPTION	BY	CHECKED
1	10/15/77	AS BUILT		

WORSHAM SPRINKLER CO., INC.  
1335 SOUTH PARK DR. • KENNESAW, N.E. 41204





**STAIR SCHEDULE**

STAIR	TYPE	WIDTH	DEPTH	FINISH	NOTES
1	STAIR	36"	48"	CONCRETE	
2	STAIR	36"	48"	CONCRETE	
3	STAIR	36"	48"	CONCRETE	
4	STAIR	36"	48"	CONCRETE	
5	STAIR	36"	48"	CONCRETE	

**PIPE SCHEDULE**

PIPE	TYPE	SIZE	WALL THICKNESS	NOTES
1	STEEL	1/2"	0.083"	
2	STEEL	3/4"	0.119"	
3	STEEL	1"	0.156"	
4	STEEL	1 1/2"	0.219"	
5	STEEL	2"	0.281"	

**GENERAL NOTES**

- 1- ALL MAIN AND LINES TO HAVE PROPER CARE AND CLEARANCE.
- 2- INSTALL HIGH DRYER HEADS WHERE NECESSARY.
- 3- ALL HANGERS TO BE INSTALLED IN ACCORDANCE WITH NFPA NO. 13, LATEST EDITION.

**SPECIAL NOTES**

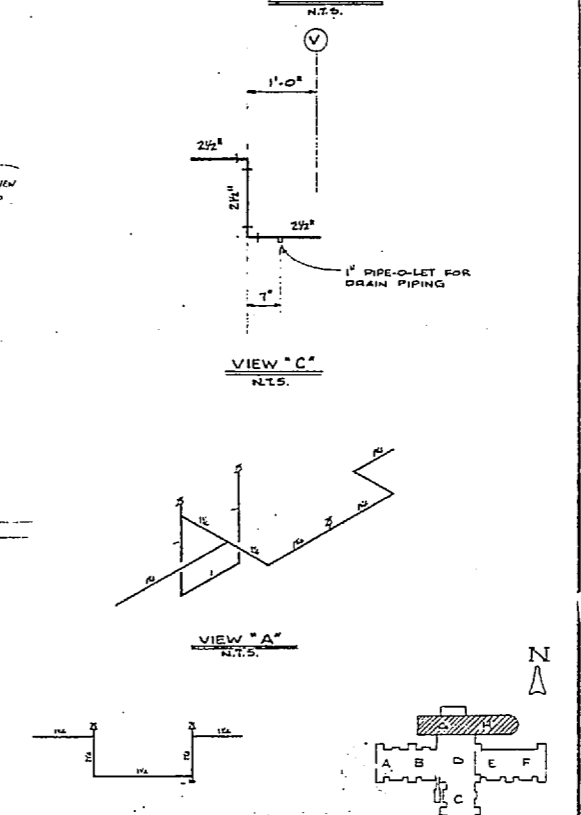
1- ALL SPRINKLER HEADS TO BE INSTALLED IN ACCORDANCE WITH NFPA NO. 13, LATEST EDITION.

2- ALL SPRINKLER HEADS TO BE INSTALLED IN ACCORDANCE WITH NFPA NO. 13, LATEST EDITION.

3- ALL SPRINKLER HEADS TO BE INSTALLED IN ACCORDANCE WITH NFPA NO. 13, LATEST EDITION.

**LEGEND**


- 1/2" UPRIGHT SPRINKLER HEAD
- 3/4" UPRIGHT SPRINKLER HEAD
- 1" UPRIGHT SPRINKLER HEAD
- 1 1/2" UPRIGHT SPRINKLER HEAD
- 2" UPRIGHT SPRINKLER HEAD
- 1/2" PENDENT SPRINKLER HEAD
- 3/4" PENDENT SPRINKLER HEAD
- 1" PENDENT SPRINKLER HEAD
- 1 1/2" PENDENT SPRINKLER HEAD
- 2" PENDENT SPRINKLER HEAD
- 1" RYSICAL SPRINKLER HEAD
- PIPE RISER
- HANGER LOCATION
- DISTANCE IN INCHES FROM TOP OF PIPE
- DISTANCE FROM FINISHED FLOOR TO TOP OF PIPE
- OUTLET ON TOP OF CASE MAIN
- OUTLET ON BOTTOM OF CASE MAIN

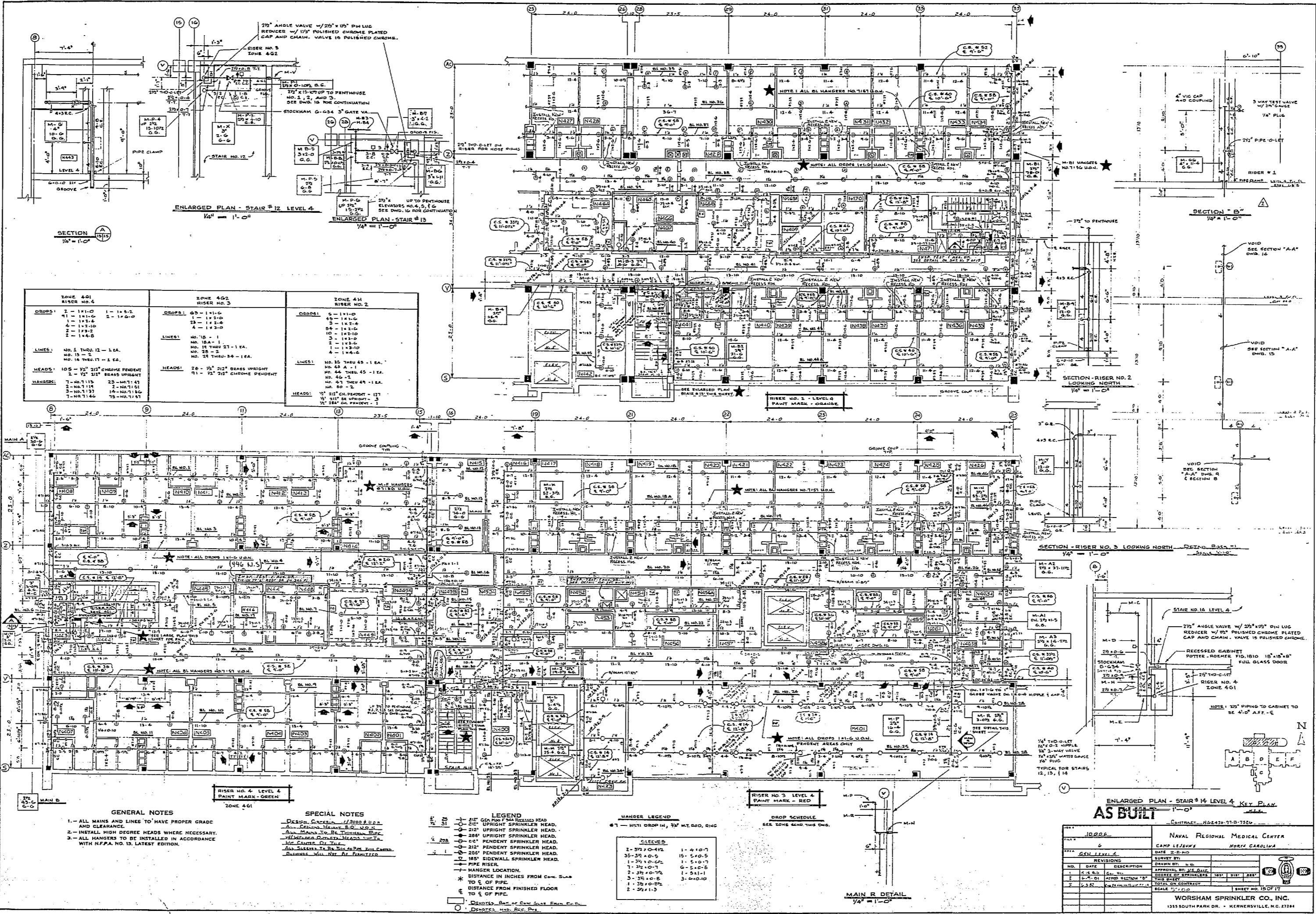


**AS BUILT**

NO.	DESCRIPTION	DATE	BY
1	ISSUED FOR PERMIT	10/15/11	J.M.
2	AS BUILT	10/15/11	J.M.
3	REVISION	10/15/11	J.M.
4	REVISION	10/15/11	J.M.
5	REVISION	10/15/11	J.M.

WORTHAM SPRINKLER CO., INC.  
1333 SOUTH PARK DR. • KENNESAW, GA 30144





ZONE 451		ZONE 452		ZONE 453	
RISER NO. 1		RISER NO. 2		RISER NO. 3	
DISPS	1 - 1" x 1/2"	DISPS	1 - 1" x 1/2"	DISPS	1 - 1" x 1/2"
2 - 1" x 1/2"		2 - 1" x 1/2"		2 - 1" x 1/2"	
3 - 1" x 1/2"		3 - 1" x 1/2"		3 - 1" x 1/2"	
4 - 1" x 1/2"		4 - 1" x 1/2"		4 - 1" x 1/2"	
5 - 1" x 1/2"		5 - 1" x 1/2"		5 - 1" x 1/2"	
HEADS	1 - 1" x 1/2" K-16.2	HEADS	1 - 1" x 1/2" K-16.2	HEADS	1 - 1" x 1/2" K-16.2
2 - 1" x 1/2" K-16.2		2 - 1" x 1/2" K-16.2		2 - 1" x 1/2" K-16.2	
3 - 1" x 1/2" K-16.2		3 - 1" x 1/2" K-16.2		3 - 1" x 1/2" K-16.2	
4 - 1" x 1/2" K-16.2		4 - 1" x 1/2" K-16.2		4 - 1" x 1/2" K-16.2	
5 - 1" x 1/2" K-16.2		5 - 1" x 1/2" K-16.2		5 - 1" x 1/2" K-16.2	

**GENERAL NOTES**

- 1 - ALL WAYS AND UNES TO HAVE PROPER GRADE AND CLEARANCE.
- 2 - INSTALL HIGH BEARING HEADS WHERE NECESSARY.
- 3 - ALL HANGERS TO BE INSTALLED IN ACCORDANCE WITH NFPA NO. 15, LATEST EDITION.

**SPECIAL NOTES**

- 1 - DISPS. SHALL BE INSTALLED AS SHOWN.
- 2 - HEADS SHALL BE INSTALLED AS SHOWN.
- 3 - ALL WAYS TO BE INSTALLED AS SHOWN.
- 4 - ALL WAYS TO BE INSTALLED AS SHOWN.

**LEGEND**

- 1 - 1" x 1/2" DISPENDENT SPRINKLER HEAD
- 2 - 1" x 1/2" UPRIGHT SPRINKLER HEAD
- 3 - 1" x 1/2" UPRIGHT SPRINKLER HEAD
- 4 - 1" x 1/2" PENDENT SPRINKLER HEAD
- 5 - 1" x 1/2" PENDENT SPRINKLER HEAD
- 6 - 1" x 1/2" PENDENT SPRINKLER HEAD
- 7 - 1" x 1/2" PENDENT SPRINKLER HEAD
- 8 - 1" x 1/2" PENDENT SPRINKLER HEAD
- 9 - HANGER LOCATION
- 10 - DISTANCE IN INCHES FROM C.C. TO 5' OF PIP.
- 11 - DISTANCE FROM FINISHED FLOOR TO 5' OF PIP.
- 12 - DISPS. SHALL BE INSTALLED AS SHOWN.
- 13 - DISPS. SHALL BE INSTALLED AS SHOWN.

**MANISER LEGEND**

RISER NO. 1		RISER NO. 2		RISER NO. 3	
1	1" x 1/2"	1	1" x 1/2"	1	1" x 1/2"
2	1" x 1/2"	2	1" x 1/2"	2	1" x 1/2"
3	1" x 1/2"	3	1" x 1/2"	3	1" x 1/2"
4	1" x 1/2"	4	1" x 1/2"	4	1" x 1/2"
5	1" x 1/2"	5	1" x 1/2"	5	1" x 1/2"

**AS BUILT**


**GENERAL INFORMATION**

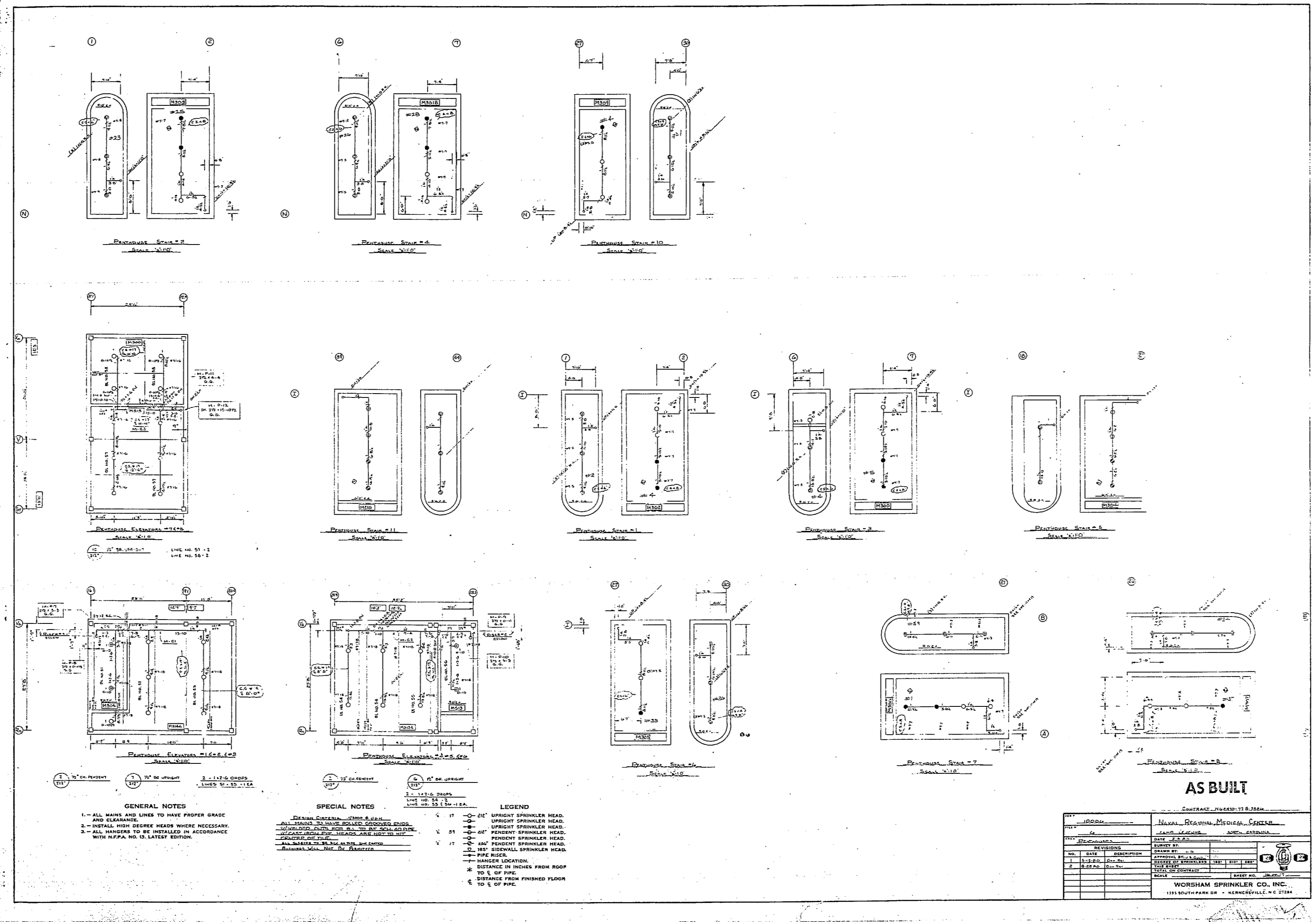
DATE	10/20/55
PROJECT	NAVAL REGIONAL MEDICAL CENTER
SHEET NO.	100
TOTAL SHEETS	100

**REVISIONS**

NO.	DATE	DESCRIPTION
1	10/20/55	AS BUILT

**WORTHAM SPRINKLER CO., INC.**  
1325 SOUTH PARK DR. - KENNESAW, W. VA.





**GENERAL NOTES**

- 1- ALL MAINS AND LINES TO HAVE PROPER GRADE AND CLEARANCE.
- 2- INSTALL HIGH DECREE HEADS WHERE NECESSARY.
- 3- ALL HANGERS TO BE INSTALLED IN ACCORDANCE WITH NFPA NO. 13, LATEST EDITION.

**SPECIAL NOTES**

- 1- 1/2" OR GREATER
- 2- 1/2" OR GREATER
- 3- 1/2" OR GREATER
- 4- 1/2" OR GREATER

**LEGEND**

- UPRIGHT SPRINKLER HEAD
- UPRIGHT SPRINKLER HEAD
- PENDANT SPRINKLER HEAD
- PENDANT SPRINKLER HEAD
- PENDANT SPRINKLER HEAD
- PENDANT SPRINKLER HEAD
- SIDEWALL SPRINKLER HEAD
- PIPE RISER
- HANGER LOCATION
- ⊙ DISTANCE IN INCHES FROM ROOF TO S. OF PIPE
- ⊙ DISTANCE FROM FINISHED FLOOR TO S. OF PIPE

**AS BUILT**

CONTRACT NO. 68-03-17 B.2006			
PROJECT	NARAYAN PEACHAM MEDICAL CENTER		
NO.	DATE	DESCRIPTION	BY
1	10/23/68	ISSUED FOR PERMITS	W.S.
2	1/22/69	ISSUED FOR CONSTRUCTION	W.S.
3	4/15/69	ISSUED FOR OCCUPANCY	W.S.
4	10/23/68	ISSUED FOR PERMITS	W.S.
5	1/22/69	ISSUED FOR CONSTRUCTION	W.S.
6	4/15/69	ISSUED FOR OCCUPANCY	W.S.
<b>WORSHAM SPRINKLER CO., INC.</b> 1535 SOUTH PARK DR. - HEMLOCKVILLE, N.C. 27844			

