



DEPARTMENT OF THE NAVY
BUREAU OF MEDICINE AND SURGERY
WASHINGTON, D.C. 20372

File PWO
FAC
Planning
Doc

IN REPLY REFER TO
BUMED:12X:ks
SER: 20218019
18 February 1982

From: Chief, Bureau of Medicine and Surgery
To: Commanding Officer, Naval Regional Medical Center, Camp Lejeune,
North Carolina 28542

Subj: Average Strength Data for Planning Purposes

Encl: (1) Average strength served by fiscal year, NRMC, Camp Lejeune
(master loading plan) with attachments through page 17


1. Enclosure (1) is forwarded for your planning purposes. These strength data have been obtained from current Department of Defense planning documents. They have been revised to reflect projected changes in the medical beneficiary population in your area. These population data should form the basis of all your planning and programming documents. The data has been arrayed to show both the current and projected beneficiary population.

2. It is suggested that parent commands (NRMCs and Regional Clinics) make enclosure (1) available to satellited health care facilities. This action will ensure wide dissemination of population data at the user level.

3. In accordance with current DOD criteria, your beneficiary population is defined as those eligible individuals, regardless of service affiliation, who reside within a 40-mile radius of the facility. In those cases in which an exception has been made to DOD criteria, it will be noted on the loading plan. Questions concerning these data should be directed to the Director, Resource Planning and Analysis Division, MED 12, AUTOVON 294-4680.

D. D. PALMER
By direction

Copy to:
NAVFACENCOM (Code 201M)
NAVMAACLANT (Code 641)
HDQTRS MC (Code LFF-1)
NAVPERSRANDCEN (Code 303)
NAVMEDATASERVEN (Code 40)
CINCLANTFLT (Code 1115)



PERSONNEL LOADING PLAN

AVERAGE STRENGTH DATA FOR: CAMP LEJEUNE, NC
 AS OF: 20 JANUARY 1982


AVERAGE STRENGTH SERVED BY FISCAL YEAR FOR EACH PROGRAMED YEAR.

MASTER LOADING PLAN

THE AVERAGE STRENGTH DATA LISTED BELOW ARE PROVIDED FOR PLANNING PURPOSES. THESE DATA SHOULD FORM THE BASIS FOR ALL LOCAL AND REGIONAL HEALTH CARE PLANNING AND PROGRAMMING DOCUMENTS.

		FY- 82	FY- 83	FY- 84	FY- 85	FY- 86	FY- 87
ARMY	1	2	2	2	2	2	2
AIR FORCE	2	5	5	5	5	5	5
COAST GUARD	3	567	567	567	567	567	567
STUDENTS MORE THAN 20 WEEKS	4						
STUDENTS LESS THAN 20 WEEKS	4						
MARINE CORPS - TOTAL	5	46,550	46,550	46,550	46,550	46,550	46,550
ASHORE		4,717	4,717	4,717	4,717	4,717	4,717
AFLOAT		37,595	37,595	37,595	37,595	37,595	37,595
STUDENTS MORE THAN 20 WEEKS	6	125	125	125	125	125	125
STUDENTS LESS THAN 20 WEEKS	6	4,113	4,113	4,113	4,113	4,113	4,113
NAVY - TOTAL	7	2,232	2,333	2,685	2,734	2,826	2,874
ASHORE		964	1,018	1,098	1,137	1,195	1,243
AFLOAT		1,263	1,310	1,502	1,512	1,546	1,546
STUDENTS MORE THAN 20 WEEKS	8	-	-	-	-	-	-
STUDENTS LESS THAN 20 WEEKS	8	5	5	85	85	85	85
AVERAGE BILLET STRENGTH OYHL	9						
UNIFORMED SERVICES - TOTAL		49,356	49,457	49,809	49,858	49,950	49,998
DEPENDENTS OF ACTIVE DUTY	10	40,348	40,453	40,733	40,784	40,880	40,928
RETIRED PERSONNEL	11	4,461	4,461	4,461	4,461	4,461	4,461
DEPENDENTS OF RETIRED & DECEASED	11	12,569	12,569	12,569	12,569	12,569	12,569
OTHER AUTHORIZED TREATMENT	12	7,228	7,228	7,228	7,228	7,228	7,228
TOTAL		113,932	114,168	114,800	114,900	115,088	115,184

SEE REVERSE FOR FOOTNOTES



CAMP LEJEUNE MASTER LOADING PLAN


FACILITY TOTAL USED

- A. NRM C CAMP LEJEUNE MASTER LOADING PLAN
1. (INCLUDING CAMP LEJEUNE, CHERRY POINT,
AND JACKSONVILLE, NORTH CAROLINA)
2. CHERRY POINT (INCLUDING MOREHEAD,
NEW BERN)

FACILITY PARTIALLY USED

ASHEBORO
ASHEVILLE
ATLANTIC BEACH
BELMONT
BOONE
BURLINGTON
BADIN
CAPE HATTERAS
CHAPEL HILL
CHARLOTTE
CLINTON
DAVIDSON
DURHAM
ELIZABETH CITY
FAYETTEVILLE
FOREST CITY
FORT BRAGG
FORT FISCHER
GASTONIA
GOLDSBORO
HENDERSON
HICKORY
HIGH POINT
KANNAPOLIS
KINGSTON
LENOIR
LEXINGTON
LUMBERTON
MARION
MONROE
MORRISVILLE
MOUNT AIRY
NORTH WILKSBORO
POPE AFB
RALEIGH
REIDSVILLE
ROANOKE
ROCKINGHAM
ROCKY MOUNT
SALISBURY
SANFORD
SHELBY
SMITHFIELD
SUNNY POINT
WAKE FOREST
WHITEVILLE
WILMINGTON
WINSTON-SALEM

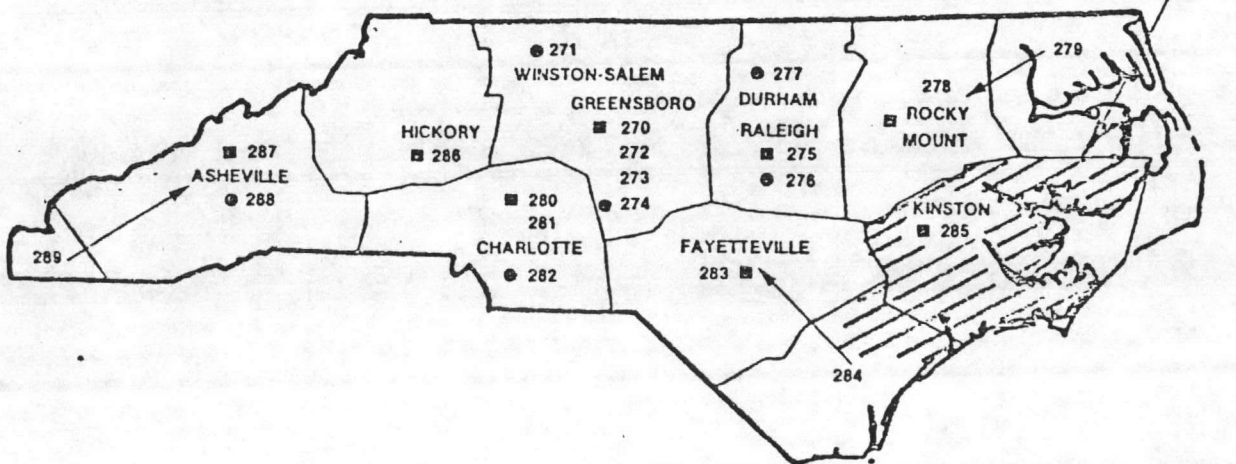




THREE-DIGIT ZIP CODE MAP

NORTH CAROLINA


AREA CONSIDERED IN COMPUTATION OF RETIRED, DEPENDENTS OF RETIRED AND DECEASED



LEGEND:

- Serves associate post offices within that 3-digit ZIP Code area.
- Is a city which has been assigned its own 3-digit ZIP Code but which is not a sectional center.


NOTE: This map provides an approximation of the service area of each Sectional Center Facility. Consult the National ZIP Code & Post Office Directory for specific information.



ATTACHMENT (B)

RETIRED/DEPENDENTS

<u>ZIP CODE</u>	<u>ARMY</u>	<u>NAVY</u>	<u>MARINE CORPS</u>	<u>AIR FORCE</u>	X 2.7975	=	<u>DEPENDENTS RETIRED</u>
28433	5	13	13	13	TOTAL RETIRED		
28445	12	9	49	14	4276 X 2.7975	=	12,480
28454	3	3	7	2			
28460	9	13	48	1	DEPENDENTS OF		
28510	1	7	3	6	DECEASED	=	89
28511	0	2	5	3			
28512	6	3	11	6	TOTAL DEPENDENTS		
28515	4	9	2	8	RETIRED/DECEASED		12,569
28516	19	13	31	14			
28518	13	8	8	4			
28521	2	6	6	3			
28522	1	0	1	0			
28524	0	0	2	2			
28529	5	7	1	3			
28531	3	3	2	0			
28532	10	32	445	21			
28533	0	1	6	0			
28537	0	1	0	0			
28540	45	154	1733	45			
28542	1	2	21	1			
28543	0	1	3	0			
28544	1	2	111	1			
28555	2	5	23	7			
28556	2	3	0	4			
28557	34	34	66	30			
28560	96	99	231	104			
28570	20	31	188	32			
28571	3	7	1	5			
28573	4	4	4	1			
28574	9	12	59	5			
28581	1	3	1	2			
28584	24	24	169	17			
28585	5	1	2	2			
28589	1	0	0	0			
	<u>341</u>	<u>512</u>	<u>3,252</u>	<u>356</u>			
				3,252			
				512			
				341			
				<u>4,461</u>			



ATTACHMENT (B)
DEPENDENTS OF DECEASED PERSONNEL ^{4/}

ZIP CODE

284XX
285XX

NAVY/DECEASED

32
57
89


FOOTNOTES

1/ SOURCE: 1981 NATIONAL ZIP CODE DIRECTORY

2/ SOURCE: OASD (M&RA) AS OF 30 SEP 80, "MILITARY PERSONNEL RECEIVING RETIRED PAY BY ZIP CODE OF MAILING ADDRESS"

3/ SOURCE: BUPERS REPORT PAMICONUS 1080-1135 AS OF 30 SEP 81. RETIRED TIMES A RATIO OF 2.7975 DEPENDENTS OF RETIRED.

4/ SOURCE: BUPERS REPORT PERS 73 SUMMARY OF SURVIVORS BY STATE/ZIP AS OF 9 NOV 81.



31 DEC 1981 USMC MARITAL & DEPENDENCY STATUS OF OFFICER PERSONNEL AT CHERRY POINT

HQ-1080-12

PAGE 9


	TOTAL	GEN	COL	LTCOL	MAJ	CAPT	1STLT	2DLT	WO
GRAND TOTAL	806	3	18	56	153	206	213	46	111
WITHOUT DEPENDENTS	126			1	6	26	70	20	3
WITH DEPENDENTS	680	3	18	55	147	180	143	26	108
ONE	177		1	1	16	50	78	13	18
TWO	126		2	6	15	43	37	7	16
THREE OR MORE	377	3	15	48	116	87	28	6	74
STATUS - MARRIED	661	3	18	53	142	176	139	25	105
NOT MARRIED	145			3	11	30	74	21	6
% GRAND TOTAL	100.00	100.00	100.00	100.00	100.00	100.00	100.00	100.00	100.00
WITHOUT DEPENDENTS	15.63			1.79	3.92	12.62	32.86	43.48	2.70
WITH DEPENDENTS	84.37	100.00	100.00	98.21	96.08	87.38	67.14	56.52	97.30
ONE	21.96		5.56	1.79	10.46	24.27	36.62	28.26	16.22
TWO	15.63		11.11	10.71	9.80	20.87	17.37	15.22	14.41
THREE OR MORE	46.77	100.00	83.33	85.71	75.82	42.23	13.15	13.04	66.67
STATUS - MARRIED	82.01	100.00	100.00	94.64	92.81	85.44	65.26	54.35	94.59
NOT MARRIED	17.99			5.36	7.19	14.56	34.74	45.65	5.41
NUMBER OF DEPENDENTS	1808	13	67	189	470	440	258	45	326
SPOUSES	661	3	18	53	142	176	139	25	105
CHILDREN	1146	10	49	136	328	263	119	20	221
PARENTS	1					1			
AVERAGE NUMBER OF DEPENDENTS GRAND TOTAL	2.24	4.33	3.72	3.38	3.07	2.14	1.21	.98	2.94
AVERAGE NUMBER OF DEPENDENTS FOR PERSONNEL WITH DEP	2.66	4.33	3.72	3.44	3.20	2.44	1.80	1.73	3.02

DEPENDENT RATIO OF ACTIVE DUTY MARCORP AT CHERRY POINT, NC

TOTAL AD MARCORP OFFICER 806
 TOTAL AD MARCORP ENLISTED 7,636
 TOTAL MARCORP A/D 8,442

TOTAL DEPENDENTS OF AD MARCORP OFFICER 1,808
 TOTAL DEPENDENTS OF AD MARCORP ENLISTED 7,350
 TOTAL DEPENDENTS OF AD MARCORP 9,138

ACTIVE DUTY MARCORP DEPENDENT RATIO AT CHERRY POINT, NC
 DEPENDENTS OF ACTIVE DUTY ÷ ACTIVE DUTY MARCORP
 9,158 ÷ 8,442 = 1.08481402511 OR 1.085




ATTACHMENT C

31 DEC 1981 USMC MARITAL & DEPENDENCY STATUS OF ENLISTED PERSONNEL AT CHERRY POINT

HQ-1080-12

PAGE 10

	GRAND TOTAL	TOTAL ELIG	E9	E8	E7	E6	E5	ELIG E4	TOTAL INELIG	INELIG E4	E3	E2	E1
GRAND TOTAL	7636	4731	71	149	423	706	1474	1908	2905	84	1588	745	488
WITHOUT DEPENDENTS	4239	1801	3	4	18	86	491	1199	2438	58	1277	644	459
WITH DEPENDENTS	3397	2930	68	145	405	620	983	709	467	26	311	101	29
ONE	1411	1060	8	6	44	130	418	454	351	20	231	76	24
TWO	797	711	11	18	68	153	287	174	86	5	54	22	5
THREE OR MORE	1189	1159	49	121	293	337	278	81	30	1	26	3	
STATUS - MARRIED	3176	2740	66	139	374	578	919	664	436	23	289	97	27
NOT MARRIED	4460	1991	5	10	49	128	555	1244	2469	61	1299	648	461
% GRAND TOTAL	100.00	100.00	100.00	100.00	100.00	100.00	100.00	100.00	100.00	100.00	100.00	100.00	100.00
WITHOUT DEPENDENTS	55.51	38.07	4.23	2.68	4.26	12.18	33.31	62.84	83.92	69.05	80.42	86.44	94.06
WITH DEPENDENTS	44.49	61.93	95.77	97.32	95.74	87.82	66.69	37.16	16.08	30.95	19.58	13.56	5.94
ONE	18.48	22.41	11.27	4.03	10.40	18.41	28.36	23.79	12.08	23.81	14.55	10.20	4.92
TWO	10.44	15.03	15.49	12.08	16.08	21.67	19.47	9.12	2.96	5.95	3.40	2.95	1.02
THREE OR MORE	15.57	24.50	69.01	81.21	69.27	47.73	18.86	4.25	1.03	1.19	1.64	.40	
STATUS - MARRIED	41.59	57.92	92.96	93.29	88.42	81.87	62.35	34.80	15.01	27.38	18.20	13.02	5.53
NOT MARRIED	58.41	42.08	7.04	6.71	11.58	18.13	37.65	65.20	84.99	72.62	81.80	86.98	94.47
NUMBER OF DEPENDENTS	7350	6731	218	495	1289	1671	1984	1074	619	35	421	129	34
SPOUSES	3176	2740	66	139	374	578	919	664	436	23	289	97	27
CHILDREN	4152	3973	152	354	910	1090	1059	408	179	12	129	32	6
PARENTS	22	18		2	5	3	6	2	4		3		1
AVERAGE NUMBER OF DEPENDENTS GRAND TOTAL	.96	1.42	3.07	3.32	3.05	2.37	1.35	.56	.21	.42	.27	.17	.07
AVERAGE NUMBER OF DEPENDENTS FOR PERSONNEL WITH DEP	2.16	2.30	3.21	3.41	3.18	2.70	2.02	1.51	1.33	1.35	1.35	1.28	1.17




	TOTAL	GEN	COL	LTCOL	MAJ	CAPT	1STLT	2DLT	WO
GRAND TOTAL	564		5	24	72	162	239	23	39
WITHOUT DEPENDENTS	91				7	17	56	9	2
WITH DEPENDENTS	473		5	24	65	145	183	14	37
ONE	187		1	1	8	42	119	11	5
TWO	103			2	8	40	42	2	9
THREE OR MORE	183		4	21	49	63	22	1	23
STATUS - MARRIED	460		5	23	64	142	182	13	31
NOT MARRIED	104			1	8	20	57	10	8
% GRAND TOTAL	100.00		100.00	100.00	100.00	100.00	100.00	100.00	100.00
WITHOUT DEPENDENTS	16.13				9.72	10.49	23.43	39.13	5.13
WITH DEPENDENTS	83.87		100.00	100.00	90.28	89.51	76.57	60.87	94.87
ONE	33.16		20.00	4.17	11.11	25.93	49.79	47.83	12.82
TWO	18.26			8.33	11.11	24.69	17.57	8.70	23.08
THREE OR MORE	32.45		80.00	87.50	68.06	38.89	9.21	4.35	58.97
STATUS - MARRIED	81.56		100.00	95.83	88.89	87.65	76.15	56.52	79.49
NOT MARRIED	18.44			4.17	11.11	12.35	23.85	43.48	20.51
NUMBER OF DEPENDENTS	1050		18	91	202	340	277	18	104
SPOUSES	460		5	23	64	142	182	13	31
CHILDREN	590		13	68	138	198	95	5	73
PARENTS									
AVERAGE NUMBER OF DEPENDENTS GRAND TOTAL	1.86		3.60	3.79	2.81	2.10	1.16	.78	2.67
AVERAGE NUMBER OF DEPENDENTS FOR PERSONNEL WITH DEP	2.22		3.60	3.79	3.11	2.34	1.51	1.29	2.81

DEPENDENT RATIO OF ACTIVE DUTY MARCORP AT NEW RIVER, NC

TOTAL AD MARCORP OFFICER 564
 TOTAL AD MARCORP ENLISTED 3,476
 TOTAL MARCORP A/D 4,040

TOTAL DEPENDENTS OF AD MARCORP OFFICER 1,050
 TOTAL DEPENDENTS OF AD MARCORP ENLISTED 3,156
 TOTAL DEPENDENTS OF AD MARCORP 4,206

ACTIVE DUTY MARCORP DEPENDENT RATIO AT NEW RIVER, NC
 DEPENDENTS OF ACTIVE DUTY ÷ ACTIVE DUTY MARCORP
 4,206 ÷ 4,040 = 1.04108910891 OR 1.041




ATTACHMENT C

31 DEC 1981 USMC MARITAL & DEPENDENCY STATUS OF ENLISTED PERSONNEL AT NEW RIVER

HQ-1080-12

PAGE 12

	GRAND TOTAL	TOTAL ELIG	E9	E8	E7	E6	E5	ELIG E4	TOTAL INELIG	INELIG E4	E3	E2	E1
GRAND TOTAL	3476	2092	29	59	179	324	626	875	1384	37	940	331	76
WITHOUT DEPENDENTS	1953	823		1	9	29	210	574	1130	28	741	290	71
WITH DEPENDENTS	1523	1269	29	58	170	295	416	301	254	9	199	41	5
ONE	680	483	8	1	18	49	196	211	197	6	155	32	4
TWO	367	325	3	9	34	93	121	65	42	2	33	6	1
THREE OR MORE	476	461	18	48	118	153	99	25	15	1	11	3	
STATUS - MARRIED	1432	1193	29	55	159	278	392	280	239	8	188	39	4
NOT MARRIED	2044	899		4	20	46	234	595	1145	29	752	292	72
% GRAND TOTAL	100.00	100.00	100.00	100.00	100.00	100.00	100.00	100.00	100.00	100.00	100.00	100.00	100.00
WITHOUT DEPENDENTS	56.19	39.34		1.69	5.03	8.95	33.55	65.60	81.65	75.68	78.83	87.61	93.42
WITH DEPENDENTS	43.81	60.66	100.00	98.31	94.97	91.05	66.45	34.40	18.35	24.32	21.17	12.39	6.58
ONE	19.56	23.09	27.59	1.69	10.06	15.12	31.31	24.11	14.23	16.22	16.49	9.67	5.26
TWO	10.56	15.54	10.34	15.25	18.99	28.70	19.33	7.43	3.03	5.41	3.51	1.81	1.32
THREE OR MORE	13.69	22.04	62.07	81.36	65.92	47.22	15.81	2.86	1.08	2.70	1.17	.91	
STATUS - MARRIED	41.20	57.03	100.00	93.22	88.83	85.80	62.62	32.00	17.27	21.62	20.00	11.78	5.26
NOT MARRIED	58.80	42.97		6.78	11.17	14.20	37.38	68.00	82.73	78.38	80.00	88.22	94.74
NUMBER OF DEPENDENTS	3156	2821	91	212	512	782	798	426	335	13	259	57	6
SPOUSES	1432	1193	29	55	159	278	392	280	239	8	188	39	4
CHILDREN	1714	1619	62	156	351	504	403	143	95	5	70	18	2
PARENTS	10	9		1	2		3	3	1		1		
AVERAGE NUMBER OF DEPENDENTS GRAND TOTAL	.91	1.35	3.14	3.59	2.86	2.41	1.27	.49	.24	.35	.28	.17	.08
AVERAGE NUMBER OF DEPENDENTS FOR PERSONNEL WITH DEP	2.07	2.22	3.14	3.66	3.01	2.65	1.92	1.42	1.32	1.44	1.30	1.39	1.20



ATTACHMENT C

31 DEC 1981 USMC MARITAL & DEPENDENCY STATUS OF OFFICER PERSONNEL AT CAMP LEJEUNE

HQ-1080-12

PAGE 13


	TOTAL	GEN	COL	LTCOL	MAJ	CAPT	1STLT	2DLT	WO
GRAND TOTAL	1350	4	29	88	164	317	416	179	153
WITHOUT DEPENDENTS	344			1	6	55	168	109	5
WITH DEPENDENTS	1006	4	29	87	158	262	248	70	148
ONE	320	2	2	6	18	75	146	52	19
TWO	186	1	8	7	27	64	38	12	29
THREE OR MORE	500	1	19	74	113	123	64	6	100
STATUS - MARRIED	976	4	29	82	153	258	243	68	139
NOT MARRIED	374			6	11	59	173	111	14
% GRAND TOTAL	100.00	100.00	100.00	100.00	100.00	100.00	100.00	100.00	100.00
WITHOUT DEPENDENTS	25.48			1.14	3.66	17.35	40.38	60.89	3.27
WITH DEPENDENTS	74.52	100.00	100.00	98.86	96.34	82.65	59.62	39.11	96.73
ONE	23.70	50.00	6.90	6.82	10.98	23.66	35.10	29.05	12.42
TWO	13.78	25.00	27.59	7.95	16.46	20.19	9.13	6.70	18.95
THREE OR MORE	37.04	25.00	65.52	84.09	68.90	38.80	15.38	3.35	65.36
STATUS - MARRIED	72.30	100.00	100.00	93.18	93.29	81.39	58.41	37.99	90.85
NOT MARRIED	27.70			6.82	6.71	18.61	41.59	62.01	9.15
NUMBER OF DEPENDENTS	2545	8	86	312	493	655	444	96	451
SPOUSES	976	4	29	82	153	258	243	68	139
CHILDREN	1565	3	57	230	338	396	201	28	312
PARENTS	4	1			2	1			
AVERAGE NUMBER OF DEPENDENTS GRAND TOTAL	1.89	2.00	2.97	3.55	3.01	2.07	1.07	.54	2.95
AVERAGE NUMBER OF DEPENDENTS FOR PERSONNEL WITH DEP	2.53	2.00	2.97	3.59	3.12	2.50	1.79	1.37	3.05

DEPENDENT RATIO OF ACTIVE DUTY MARCORP AT CAMP LEJEUNE, NC

TOTAL AD MARCORP OFFICER 1,350
 TOTAL AD MARCORP ENLISTED 20,796
 TOTAL MARCORP A/D 22,146

TOTAL DEPENDENTS OF AD MARCORP OFFICER 2,545
 TOTAL DEPENDENTS OF AD MARCORP ENLISTED 14,429
 TOTAL DEPENDENTS OF AD MARCORP 16,974

ACTIVE DUTY MARCORP DEPENDENT RATIO AT CAMP LEJEUNE, NC
 DEPENDENTS OF ACTIVE DUTY + ACTIVE DUTY MARCORP
 $16,074 \div 22,146 = 0.76645895421$ or 0.766




ATTACHMENT C

31 DEC 1981 USMC MARITAL & DEPENDENCY STATUS OF ENLISTED PERSONNEL AT CAMP LEJEUNE

HQ-1080-12

PAGE 14

	GRAND TOTAL	TOTAL ELIG	E9	E8	E7	E6	E5	ELIG E4	TOTAL INELIG	INELIG E4	E3	E2	E1
GRAND TOTAL	20796	8673	133	374	731	1228	2266	3941	12123	221	5729	3400	2773
WITHOUT DEPENDENTS	13884	3588	4	7	30	127	811	2609	10296	167	4584	2971	2574
WITH DEPENDENTS	6912	5085	129	367	701	1101	1455	1332	1827	54	1145	429	199
ONE	3222	1814	12	23	78	221	630	850	1408	42	865	343	158
TWO	1490	1185	27	53	139	269	411	286	305	8	202	65	30
THREE OR MORE	2200	2086	90	291	484	611	414	196	114	4	78	21	11
STATUS - MARRIED	6441	4735	124	347	642	997	1372	1253	1706	43	1067	409	187
NOT MARRIED	14355	3938	9	27	89	231	894	2688	10417	178	4662	2991	2586
% GRAND TOTAL	100.00	100.00	100.00	100.00	100.00	100.00	100.00	100.00	100.00	100.00	100.00	100.00	100.00
WITHOUT DEPENDENTS	66.76	41.37	3.01	1.87	4.10	10.34	35.79	66.20	84.93	75.57	80.01	87.38	92.82
WITH DEPENDENTS	33.24	58.63	96.99	98.13	95.90	89.66	64.21	33.80	15.07	24.43	19.99	12.62	7.18
ONE	15.49	20.92	9.02	6.15	10.67	18.00	27.80	21.57	11.61	19.00	15.10	10.09	5.70
TWO	7.16	13.66	20.30	14.17	19.02	21.91	18.14	7.26	2.52	3.62	3.53	1.91	1.08
THREE OR MORE	10.58	24.05	67.67	77.81	66.21	49.76	18.27	4.97	.94	1.81	1.36	.62	.40
STATUS - MARRIED	30.97	54.59	93.23	92.78	87.82	81.19	60.55	31.79	14.07	19.46	18.62	12.03	6.74
NOT MARRIED	69.03	45.41	6.77	7.22	12.18	18.81	39.45	68.21	85.93	80.54	81.38	87.97	93.26
NUMBER OF DEPENDENTS	14429	12027	437	1267	2219	3037	2954	2113	2402	71	1536	541	254
SPOUSES	6441	4735	124	347	642	997	1372	1253	1706	43	1067	409	187
CHILDREN	7923	7257	313	917	1574	2035	1569	849	666	24	452	124	66
PARENTS	65	35	.	3	3	5	13	11	30	4	17	8	1
AVERAGE NUMBER OF DEPENDENTS GRAND TOTAL	.69	1.39	3.29	3.39	3.04	2.47	1.30	.54	.20	.32	.27	.16	.09
AVERAGE NUMBER OF DEPENDENTS FOR PERSONNEL WITH DEP	2.09	2.37	3.39	3.45	3.17	2.76	2.03	1.59	1.31	1.31	1.34	1.26	1.28



PERSONNEL LOADING PLAN

AVERAGE STRENGTH DATA FOR: CAMP LEJEUNE, NCAS OF: 20 Jan 1982


AVERAGE STRENGTH SERVED BY FISCAL YEAR FOR EACH PROGRAMED YEAR.

THE AVERAGE STRENGTH DATA LISTED BELOW ARE PROVIDED FOR PLANNING PURPOSES. THESE DATA SHOULD FORM THE BASIS FOR ALL LOCAL AND REGIONAL HEALTH CARE PLANNING AND PROGRAMMING DOCUMENTS.

		FY- 82	FY- 83	FY- 84	FY- 85	FY- 86	FY- 87
ARMY	1	0	0	0	0	0	0
AIR FORCE	2	5	5	5	5	5	5
COAST GUARD	3	245	245	245	245	245	245
STUDENTS MORE THAN 20 WEEKS	4						
STUDENTS LESS THAN 20 WEEKS	4						
MARINE CORPS - TOTAL							
MARINE CORPS - TOTAL	5	30,622	30,622	30,622	30,622	30,622	30,622
ASHORE		3,149	3,149	3,149	3,194	3,149	3,149
AFLOAT	(FMP)	23,938	23,938	23,938	23,938	23,938	23,938
STUDENTS MORE THAN 20 WEEKS	6	-	-	-	-	-	-
STUDENTS LESS THAN 20 WEEKS	6	3,535	3,535	3,535	3,535	3,535	3,535
NAVY - TOTAL							
NAVY - TOTAL	7	1,766	1,851	2,161	2,196	2,255	2,277
ASHORE		665	707	751	780	817	839
AFLOAT		1,096	1,139	1,325	1,331	1,353	1,353
STUDENTS MORE THAN 20 WEEKS	8	-	-	-	-	-	-
STUDENTS LESS THAN 20 WEEKS	8	5	5	85	85	85	85
AVERAGE BILLET STRENGTH OVHL	9						
UNIFORMED SERVICES - TOTAL							
UNIFORMED SERVICES - TOTAL		32,638	32,723	33,033	33,068	33,127	33,149
DEPENDENTS OF ACTIVE DUTY							
DEPENDENTS OF ACTIVE DUTY	10	22,936	23,024	23,261	23,298	23,359	23,381
RETIRED PERSONNEL							
RETIRED PERSONNEL	11	-	-	-	-	-	-
DEPENDENTS OF RETIRED & DECEASED							
DEPENDENTS OF RETIRED & DECEASED	11	-	-	-	-	-	-
OTHER AUTHORIZED TREATMENT							
OTHER AUTHORIZED TREATMENT	12	2,631	2,631	2,631	2,631	2,631	2,631
TOTAL		58,205	58,378	58,925	58,997	59,117	59,161

SEE REVERSE FOR FOOTNOTES

NOTE: HQ MARCORP REPORT 1080-12 OF 31 DEC 81, MARINE CORP DEPENDENTS TOTAL DIVIDED BY AD MARCORP AT CAMP LEJEUNE, NC = RATIO USED TO COMPLETE DEPENDENTS OF AD MARCORP AT CAMP LEJEUNE, NC = RATIO USED 0.766



PERSONNEL LOADING PLAN

AVERAGE STRENGTH DATA FOR: CHERRY POINT, NC
 AS OF: 20 JAN 1982

AVERAGE STRENGTH SERVED BY FISCAL YEAR FOR EACH PROGRAMED YEAR.


THE AVERAGE STRENGTH DATA LISTED BELOW ARE PROVIDED FOR PLANNING PURPOSES. THESE DATA SHOULD FORM THE BASIS FOR ALL LOCAL AND REGIONAL HEALTH CARE PLANNING AND PROGRAMMING DOCUMENTS.

		FY- 82	FY- 83	FY- 84	FY- 85	FY- 86	FY- 87
ARMY	1	0	0	0	0	0	0
AIR FORCE	2	0	0	0	0	0	0
COAST GUARD	* 3	322	322	322	322	322	322
STUDENTS MORE THAN 20 WEEKS	4						
STUDENTS LESS THAN 20 WEEKS	4						
MARINE CORPS - TOTAL							
MARINE CORPS - TOTAL	5	10,996	10,996	10,996	10,996	10,996	10,996
ASHORE		1,208	1,208	1,208	1,208	1,208	1,208
AFLOAT		9,340	9,340	9,340	9,340	9,340	9,340
STUDENTS MORE THAN 20 WEEKS	6	40	40	40	40	40	40
STUDENTS LESS THAN 20 WEEKS	6	408	408	408	408	408	408
NAVY - TOTAL							
NAVY - TOTAL	7	401	415	456	470	503	503
ASHORE		279	289	325	335	356	382
AFLOAT		122	126	131	135	147	147
STUDENTS MORE THAN 20 WEEKS	8						
STUDENTS LESS THAN 20 WEEKS	8						
AVERAGE BILLET STRENGTH OYHL	9						
UNIFORMED SERVICES - TOTAL							
UNIFORMED SERVICES - TOTAL		11,719	11,733	11,774	11,788	11,821	11,487
DEPENDENTS OF ACTIVE DUTY							
DEPENDENTS OF ACTIVE DUTY	10	12,385	12,400	12,442	12,456	12,491	12,517
RETIRED PERSONNEL							
RETIRED PERSONNEL	11	-	-	-	-	-	-
DEPENDENTS OF RETIRED & DECEASED							
DEPENDENTS OF RETIRED & DECEASED	11	-	-	-	-	-	-
OTHER AUTHORIZED TREATMENT							
OTHER AUTHORIZED TREATMENT	12	4,526	4,526	4,526	4,526	4,526	4,526
TOTAL		28,630	28,659	28,742	28,770	28,838	28,890

SEE REVERSE FOR FOOTNOTES

* INCLUDES MOOREHEAD CITY AND NEW BERN, NC

NOTE: HEADQUARTERS, MARINE CORPS REPORT 1080-12 OF 31 DEC 1981 MARINE CORPS DEPENDENTS TOTAL DIVIDED BY ACTIVE DUTY MARINE CORPS AT CHERRY POINT, NC = RATIO USED TO COMPUTE DEPENDENTS OF ACTIVE DUTY MARINE CORPS AT CHERRY POINT, NC = RATIO USED 1.085



PERSONNEL LOADING PLAN

AVERAGE STRENGTH DATA FOR: NEW RIVER JACKSONVILLE, NC.AS OF: 20 JAN 1982

AVERAGE STRENGTH SERVED BY FISCAL YEAR FOR EACH PROGRAMED YEAR.

THE AVERAGE STRENGTH DATA LISTED BELOW ARE PROVIDED FOR PLANNING PURPOSES. THESE DATA SHOULD FORM THE BASIS FOR ALL LOCAL AND REGIONAL HEALTH CARE PLANNING AND PROGRAMMING DOCUMENTS.

		FY-82	FY-83	FY-84	FY-85	FY-86	FY-87
ARMY	1	2	2	2	2	2	2
AIR FORCE	2	0	0	0	0	0	0
COAST GUARD	3	0	0	0	0	0	0
STUDENTS MORE THAN 20 WEEKS	4						
STUDENTS LESS THAN 20 WEEKS	4						
MARINE CORPS - TOTAL							
MARINE CORPS - TOTAL	5	4,932	4,932	4,932	4,932	4,932	4,932
ASHORE		360	360	360	360	360	360
AFLOAT (FMP)		4,317	4,317	4,317	4,317	4,317	4,317
STUDENTS MORE THAN 20 WEEKS	6	85	85	85	85	85	85
STUDENTS LESS THAN 20 WEEKS	6	170	170	170	170	170	170
NAVY - TOTAL							
NAVY - TOTAL	7	65	67	68	68	68	68
ASHORE		20	22	22	22	22	22
AFLOAT		46	45	46	46	46	46
STUDENTS MORE THAN 20 WEEKS	8						
STUDENTS LESS THAN 20 WEEKS	8						
AVERAGE BILLET STRENGTH OYHL	9						
UNIFORMED SERVICES - TOTAL							
UNIFORMED SERVICES - TOTAL		4,999	5,001	5,002	5,002	5,002	5,002
DEPENDENTS OF ACTIVE DUTY							
DEPENDENTS OF ACTIVE DUTY	10	5,027	5,029	5,030	5,030	5,030	5,030
RETIRED PERSONNEL							
RETIRED PERSONNEL	11	-	-	-	-	-	-
DEPENDENTS OF RETIRED & DECEASED							
DEPENDENTS OF RETIRED & DECEASED	11	-	-	-	-	-	-
OTHER AUTHORIZED TREATMENT							
OTHER AUTHORIZED TREATMENT	12	71	71	71	71	71	71
TOTAL		10,097	10,101	10,103	10,103	10,103	10,103

SEE REVERSE FOR FOOTNOTES

NOTE: HEADQUARTERS, MARINE CORPS REPORT 1080-12 of 31 DEC 1981 MARINE CORPS DEPENDENTS TOTAL DIVIDED BY ACTIVE DUTY MARINE CORPS AT NEW RIVER WITH RATIO USED TO COMPUTE DEPENDENTS OF ACTIVE DUTY MARINE CORPS AT NEW RIVER = RATIO USED 1.041

