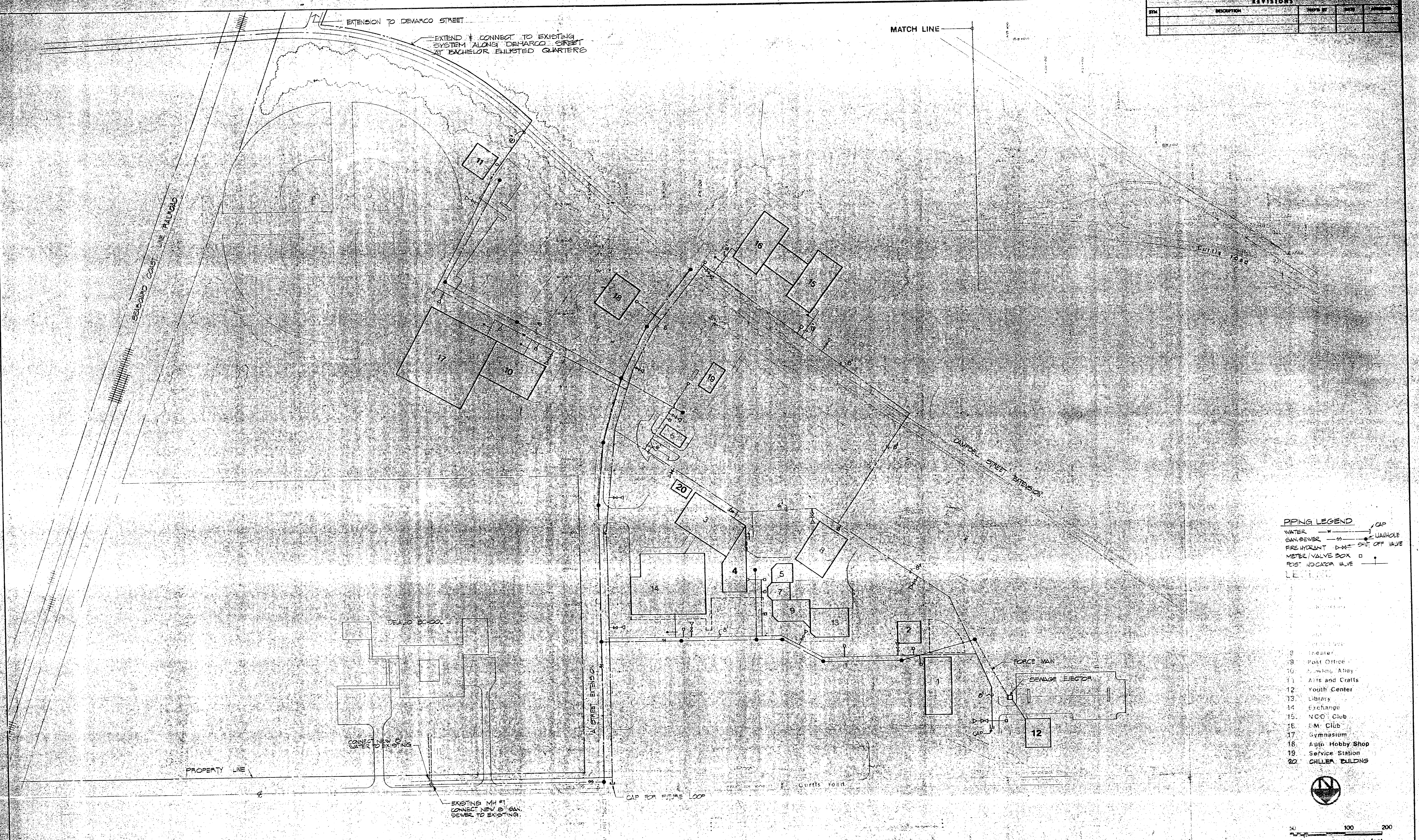


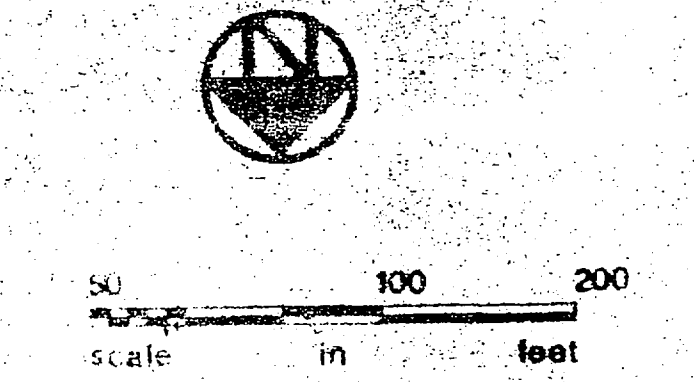
REVISIONS			
NO.	DESCRIPTION	DATE	BY



**PIPING LEGEND**

WATER	—	—	○	CAP
SAN/SEWER	—	—	○	MANHOLE
FIRE HYDRANT	D-M	—	○	SHUT OFF VALVE
METER VALVE BOX	□	—	○	
POST W/ CAP	—	—	○	

- 1. Theater
- 2. Post Office
- 3. Law Library
- 4. Arts and Crafts
- 5. Youth Center
- 6. Library
- 7. Exchange
- 8. NCO Club
- 9. E-M Club
- 10. Gymnasium
- 11. Auto Hobby Shop
- 12. Service Station
- 13. CHILLER BUILDING



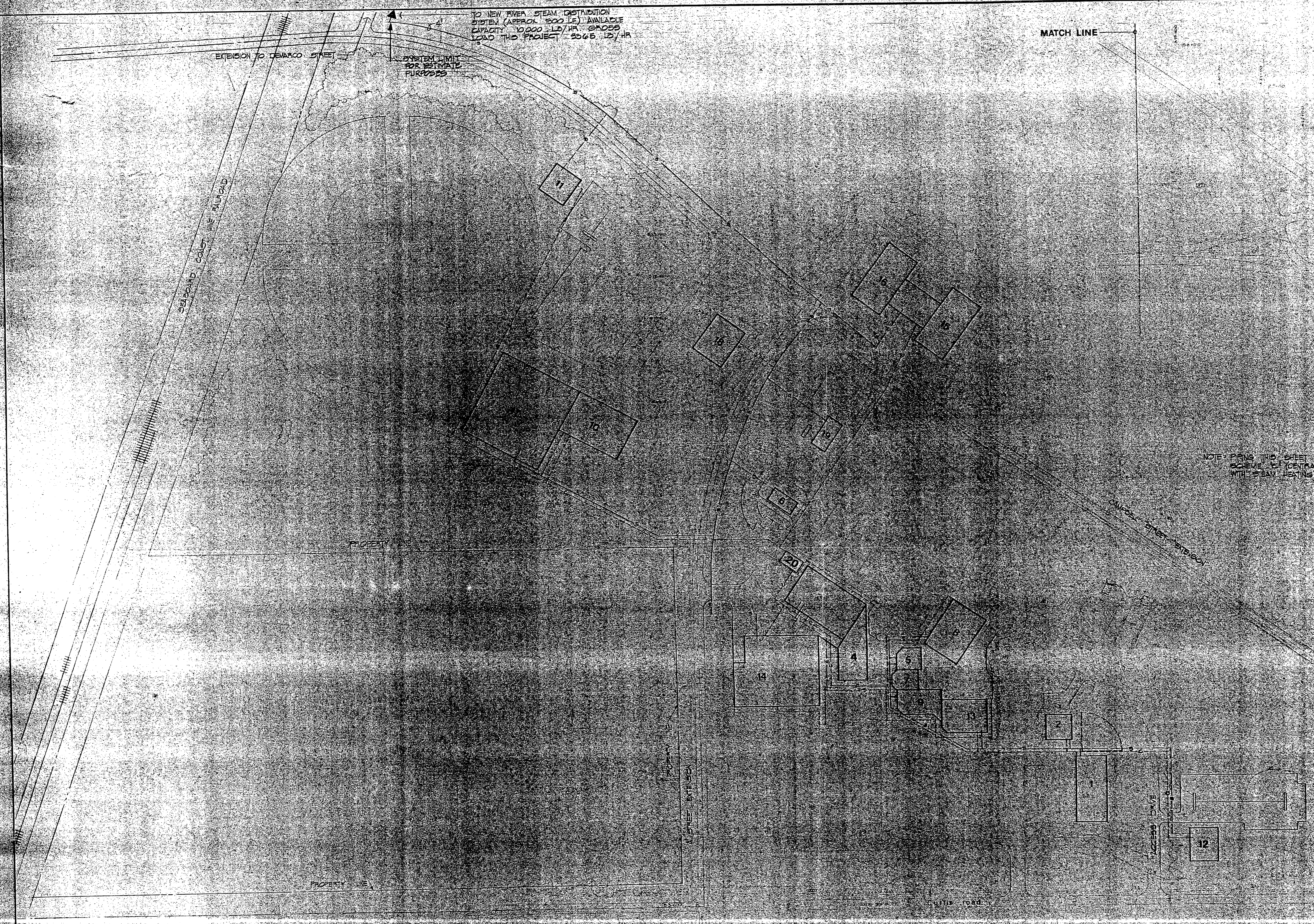
**WATER AND SEWER SYSTEM**

	<b>J. M. PEASE ASSOCIATES</b> ARCHITECTS - ENGINEERS - PLANNERS CHARLOTTE NORTH CAROLINA		DEPARTMENT OF THE NAVY <b>ATLANTIC DIVISION</b> NAVAL STATION NORFOLK, VIRGINIA	
	SUBMITTED BY: <i>[Signature]</i> DATE: 12 MAY 77 TITLE MEMBER: PRINCIPAL		MARINE CORPS BASE <b>CURTIS ROAD SUPPORT COMPLEX</b> CAMP LEJEUNE NORTH CAROLINA	
	APPROVED: _____ DATE: _____ OFFICER IN CHARGE		<b>PLANNED DEVELOPMENT</b> NAVAC DRAWING NO. 40 38 402 CONSTR. CONTR. NO. _____	

P.1  
 SCALE 1" = 100' SHEET 5 OF 11



REVISIONS			
NO.	DESCRIPTION	DATE	BY



NOTE: PIPING THIS SHEET USED FOR MECHANICAL SCHEME TO CENTRAL CHILLED WATER PLANT WITH STEAM HEATING

PIPING LEGEND

OVERHEAD STEAM	— 5 —
UNDERGROUND STEAM	— 6 —
CHILLED WATER	— 7 —

- LEGEND
- 1. Chapel
  - 2. Child Care
  - 3. Commissary
  - 4. Canteen
  - 5. Credit Union
  - 6. Bank
  - 7. Thrift Shop
  - 8. Theater
  - 9. Post Office
  - 10. Bowling Alley
  - 11. Arts and Crafts
  - 12. Youth Center
  - 13. Library
  - 14. Exchange
  - 15. NCO Club
  - 16. EM Club
  - 17. Gymnasium
  - 18. Auto Hobby Shop
  - 19. Service Station
  - 20. CHILLER BUILDING

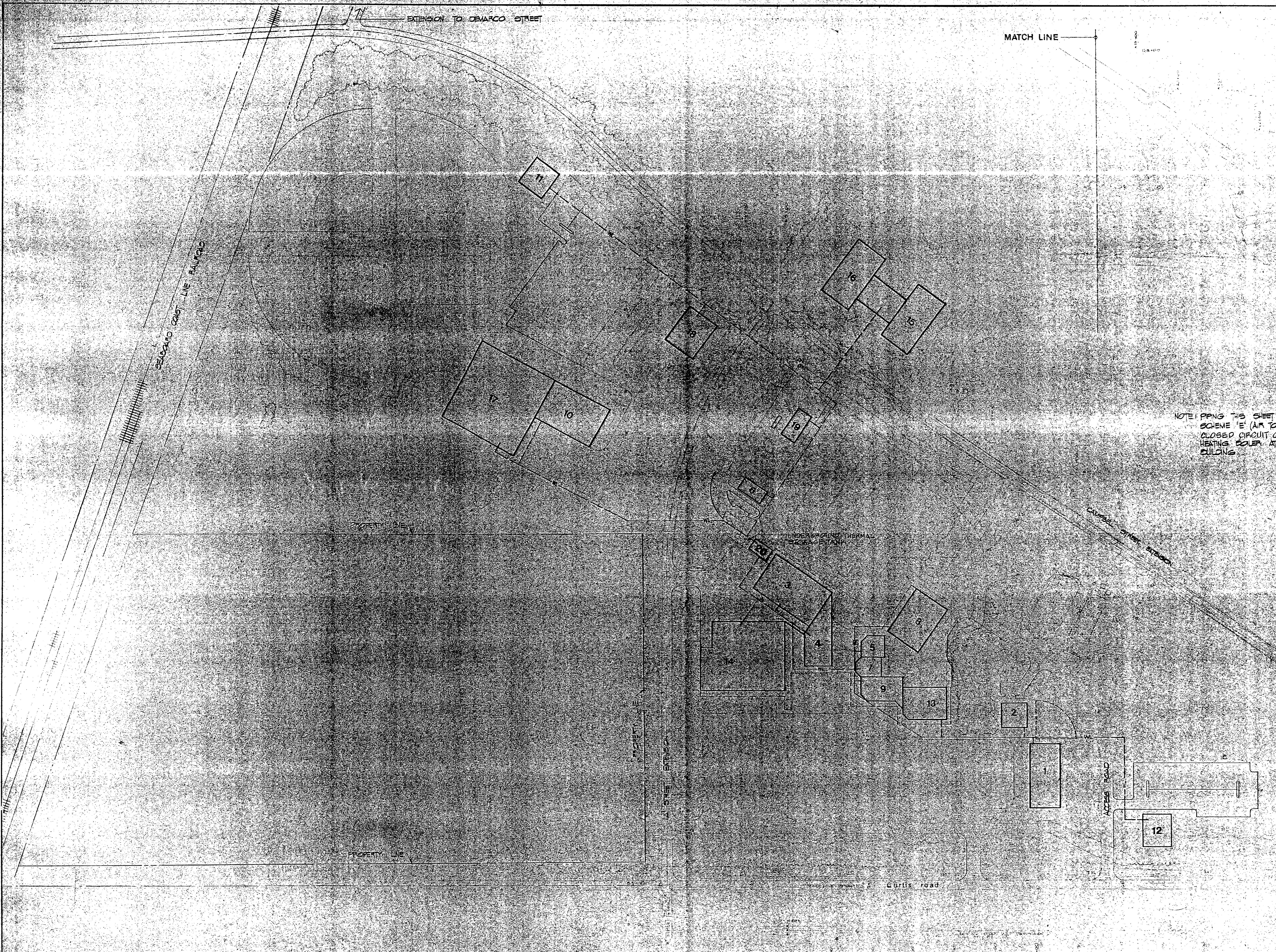


Scale: 1" = 100' feet

STEAM DISTRIBUTION AND CHILLED WATER SYSTEM

	<b>J. N. PEASE ASSOCIATES</b> ARCHITECTS - ENGINEERS - PLANNERS CHARLOTTE - NORTH CAROLINA	DEPARTMENT OF THE NAVY <b>ATLANTIC DIVISION</b> NAVAL STATION MARINE CORPS BASE NORFOLK, VIRGINIA
	PREP: HVS, JLM, MET, CLK, HVS PROJ. MGR: DMM, JCH, ENGR. SUBMITTED BY: <i>[Signature]</i> DATE: 12 MAY 77 ITEM NUMBER: EYP PRINCIPAL	CAMP LEJEUNE NORTH CAROLINA <b>CURTIS ROAD SUPPORT COMPLEX</b> PLANNED DEVELOPMENT
<b>M-2</b>	APPROVED: _____ DATE: _____ OFFICER IN CHARGE APPROVED: _____ DATE: _____ FOR EFD FOR COMMANDER, NAVFAC	NAVFAC IDENT. NO. <b>F 80091</b> SCALE: 1" = 100' SPEC. SHEET 7 OF 11







REVISIONS				
NO.	DESCRIPTION	PREP BY	DATE	APPROVED

NOTE: PIPING THIS SHEET USED FOR MECHANICAL SCHEME 'E' (AIR TO WATER HEAT PUMP WITH CLOSED CIRCUIT COOLER AND OIL FIRED SUPPLEMENTAL HEATING COILER AT CENTRAL MECHANICAL BUILDING)

PIPING LEGEND  
 WATER LOOP  
 SUPPLY AND RETURN

- LEGEND
- 1. Chapel
  - 2. Child Care
  - 3. Commissary
  - 4. Cafeteria
  - 5. Credit Union
  - 6. Bank
  - 7. Thrift Shop
  - 8. Theater
  - 9. Post Office
  - 10. Bowling Alley
  - 11. Arts and Crafts
  - 12. Youth Center
  - 13. Library
  - 14. Exchange
  - 15. A.C. Club
  - 16. E.M. Club
  - 17. Gymnasium
  - 18. Auto Hobby Shop
  - 19. Service Station
  - 20. CENTRAL MECHANICAL BLDG.



AIR-TO-WATER HEAT PUMP WATER LOOP SYSTEM

	<b>J. N. PEASE ASSOCIATES</b> ARCHITECTS - ENGINEERS - PLANNERS CHARLOTTE NORTH CAROLINA		DEPARTMENT OF THE NAVY <b>ATLANTIC DIVISION</b> NAVAL STATION	
	DESIGNED BY: DR. M.E.T. / CHE. H.W.S. CHECKED BY: DR. M.E.T. / CHE. H.W.S. DATE: 12 MAY 71		NAVAL FACILITIES ENGINEERING COMMAND MARINE CORPS BASE CAMP LEJEUNE NORTH CAROLINA	
	APPROVED: [Signature] OFFICER IN CHARGE: [Signature]		<b>QURTIS ROAD SUPPORT COMPLEX</b> <b>PLANNED DEVELOPMENT</b>	
	SIZE: F CODE IDENT. NO.: 8009		NAVFAC DRAWING NO.: 4038405 CONSTR. CONTR. NO.:	

M-3

SCALE: 1"=100' S.P.C. SHEET 3 OF 11

