

JW

PURCHASE DESCRIPTION WORKSHEET
MCBCL 4225/2

SPECIFICATIONS

STOCK NO.

4320 010009887

Pump, Sump steam operated, with swing type Check valve in discharge line, to prevent backflow when pump stop. Pump valve will open when water level reaches about 3/4 in. below the float rim. High pressure up to 150 PSI.

Water/steam inlet 3/4 in., discharge outlet 1/4 in.

COMPLETE UNIT WITH ALL PARTS INCLUDING THE FLOAT.

P/N Model 2R-5L

MFG

Penberthy Houdaille

P.O. Box 112

Prophetstown, IL 61277

FSCM

77214

SOS

Houdaille Indust. Co

P.O. Box 112

Prophetstown, IL 61277

Replacing Pump P/N 2R- , NSN 4320 005108037 (12 Feb 87)

U/I EA	U/P 690.00	<input checked="" type="checkbox"/> NEW ITEM	<input checked="" type="checkbox"/> SHOP STORES
DATE 27 Jan 87		<input type="checkbox"/> DESCRIPTION CHANGE	<input type="checkbox"/> SELF SERVICE CENTER
		INITIALS	JW

5055
87029

alm

NEW ITEM/ISSUE NOTICE

steampoint
3627/3699

Section 1

DATE: 12-15-86

TO: SFM Distribution

Officer in Charge, DSSC Division
(Attn: Systems Management and Development Branch)

1. NSN/MFR PART NR PEN BETHY HOUDAILLE		2. REFERENCE PUBLICATION SECTION 6000		3. MFR MAKE AND MODEL OR EQUIP NR MODEL 2R-SL STEAM OPERATED Sump Pump		
4. UNIT PRICE 690.00	5. UNIT OF ISSUE EA	6. 30 DAY USAGE 12	7. DATE REQUIRED 12-15-86	8. ISSUE PT REQUIRED 65		

9. DESCRIPTION
Sump pump WATER OR STEAM OPERATED

SIGNATURE: Morris L. Humphrey

4320 OIC 985 37967

Section II

DATE: 20 Jan 87

S 9627-000

CONTROL NO: SMAD # 044

FROM: Officer in Charge, Systems Management and Development Branch

TO: JAC

APPROVED DISAPPROVED CATALOG DELETE RESEARCH

REMARKS:

65
73

SIGNATURE: Jim Holahan

Section III

DATE: 23 Jan 87

FROM: Officer in Charge, Support Division, Technical and Research Branch

TO: Officer in Charge, DSSC Division
(Attn: Systems Management and Development Branch)


4320 OIC 009887

U/I EA	U/P 690.00	MEC 35	SAC 1	SSRIC	DEMIL A
-----------	---------------	-----------	----------	-------	------------

REMARKS: Pump, Sump steam operated, with swing type check valve in discharge line; to prevent back flow when pump stop. Pump valve will open when water level reaches about 3/4 inches below the float rim. High pressure up to 150 p.s.i. water/steam inlet 3/4 in. discharge outlet 1/4 in.

Model 2R-SL
Batch 5056
87028

SIGNATURE: James L. Kinley



CHANGE

ITEM RECORD

ITEMC01

STOCK NUMBER 432001C009887 DATE OF LAST TRANSACTION 94 MAR 31
 SUFFIX 01
 UNIT OF ISSUE EA
 BRANCH-SECTION-PERSON 51F
 PRIMARY CUSTOMER 1
 VARIATION IN QUANTITY
 AUTOMATIC PURCHASE ORDER
 BRAND NAME/SOLE SOURCE
 COMMODITY ASSIGNMENT
 MANUFACTURE'S NAME
 MANUFACTURE'S PART #
 DESCRIPTION

PUMP, SUMP STEAM OPERATED, WITH SWING
 TYPE CHECK VALVE IN DISCHARGE LINE,
 TO PREVENT BACKFLOW WHEN PUMP STOP,
 PUMP VALVE WILL OPEN WHEN WATER LEVEL
 REACHES ABOVE 3/4 IN BELOW THE FLEAT
 RIM. HIGH PRESSURE UP TO 150 PSI.

PRESS <ENTER> TO CHANGE OR PF KEY FOR OTHER ACTION

(1)EXIT W/O (5)ADDITIONAL DESCRIPTION (6)CONTRACT (8)DELETE
 (9)ROLL NOMEN DOWN (10)RESTORE RECORD (13)TEXT HELP (15)PRINT SCREEN

CHANGE

ITEM DESCRIPTION - ADDITIONAL DESCRIPTION

NOMENC1

STOCK NUMBER 432001C009887

DESCRIPTION: WATER/STEAM INLET 3/4 IN., DISCHARGE
 OUTLET 1 1/4 IN. P/N MODEL 2R-SL
 MFG: PENBERTHY

PRESS <ENTER> TO CHANGE OR PF KEY FOR OTHER ACTION

(1)EXIT W/O ACTION (5)ADDITIONAL DESCRIPTION (6)CONTRACT
 (9)ROLL NOMEN DOWN (10)RESTORE RECORD
 (13)TEXT HELP (14)PREVIOUS SCREEN (15)PRINT SCREEN


1. The first part of the document
 2. The second part of the document
 3. The third part of the document
 4. The fourth part of the document
 5. The fifth part of the document
 6. The sixth part of the document
 7. The seventh part of the document
 8. The eighth part of the document
 9. The ninth part of the document
 10. The tenth part of the document

The first part of the document
 The second part of the document
 The third part of the document
 The fourth part of the document
 The fifth part of the document
 The sixth part of the document
 The seventh part of the document
 The eighth part of the document
 The ninth part of the document
 The tenth part of the document

The first part of the document
 The second part of the document
 The third part of the document
 The fourth part of the document
 The fifth part of the document
 The sixth part of the document
 The seventh part of the document
 The eighth part of the document
 The ninth part of the document
 The tenth part of the document

The first part of the document
 The second part of the document
 The third part of the document
 The fourth part of the document
 The fifth part of the document
 The sixth part of the document
 The seventh part of the document
 The eighth part of the document
 The ninth part of the document
 The tenth part of the document

The first part of the document
 The second part of the document
 The third part of the document
 The fourth part of the document
 The fifth part of the document
 The sixth part of the document
 The seventh part of the document
 The eighth part of the document
 The ninth part of the document
 The tenth part of the document



Purchase Order # 94P1792 (1-800-476-9104)
Called. (Ocmulgee Supply) Mr.
Mike Langston. Who said
we didn't have it in the
description to add the float.

I called Penberthy, 815-537-2311
Jill Ringenberry who verified
that the part # 2R-SL is
the complete unit which has
all the parts. They said
the distributor here in
North Carolina is Fluid Flow
of the Carolinas, Charlotte, N.C.
704-847-4464. ← BRAD 3-15-05
Mr. Brett gave me a price
of 948.93 for 11 sump pumps
they are a small business.

3/16/05 PO# - John Parsons 910-297-0851
Fluid Flow

Purchasing Buyer was. Martha
Banks. Ent 3011 (131)

He also purchased 8 on
purchase order # 94P2187
from Automatic Controls of
Virginia Inc. Richmond Va.
804-321-7177.

They came in correct. the
whole unit.

Aug 2. Called Mr. Swinton back
and explained the price that
Fluid Flow quoted and he
said that he would accept
the pumps this time and use
the floats we have in stock

[Faint, illegible handwriting on lined paper]

ORDER FOR SUPPLIES OR SERVICES
(Contractor must submit four copies of invoice.)

Form Approved
OMB No 0704-0187
Expires Aug 31, 1992

Public reporting burden for this collection of information is estimated to average 1 hour per response, including the time for reviewing instructions, searching existing data sources, gathering and maintaining the data needed and completing and reviewing the collection of information. Send comments regarding this burden estimate or any other aspect of this collection of information, including suggestions for reducing this burden, to Washington Headquarters Services, Directorate for Information Operations and Reports, 1215 Jefferson Davis Highway, Suite 1204, Arlington, Va. 22202-4302, and to the Office of Management and Budget, Paperwork Reduction Project (0704-0187), Washington, DC. 20503. Please DO NOT RETURN your form to either of these addresses. Send your completed form to the procurement official identified in item 6.

1. CONTRACT/PURCH ORDER NO. 6700194P1792		2. DELIVERY ORDER NO.		3. DATE OF ORDER 94 MAR 31		4. REQUISITION/PURCH REQUEST NO. SEE SCHEDULE		5. CERTIFIED FOR NATIONAL DEFENSE UNDER DMS REG 1 DO	
ISSUED BY (CONTRACTING DIVISION) B PSC BOX 20004 CAMP LEJEUNE NC 28542-0004 ORTHA BANKS BRANCH 1 910 451-3011				7. ADMINISTERED BY (other than 6) CG (CONTRACTING DIVISION) MCB PSC BOX 20004 CAMP LEJEUNE NC 28542-0004				8. DELIVERY FOR <input checked="" type="checkbox"/> DEST <input type="checkbox"/> OTHER (See Schedule if other)	
CONTRACTOR CODE 00QA335 FACILITY CODE 000-476-9104 OCMULGEE SUPPLY CO ATTN: SUE WALLACE 4900 MERCER UNIVERSITY DR SUITE #2 MACON GA 31210				10. DELIVER TO FOB POINT BY (Date) 94 JUN 04		11. MARK IF BUSINESS IS <input checked="" type="checkbox"/> SMALL <input type="checkbox"/> SMALL DISAD <input type="checkbox"/> WOMEN-OWNED			
SHIP TO FREIGHT TRAFFIC BRANCH MRK FOR: MMLV65 94P1792 BLDG 1011, MCB CAMP LEJEUNE, NC 28542				15. PAYMENT WILL BE MADE BY DEFENSE ACCOUNTING OFFICE, CLMC MRK FOR: MMLV65 94P1792 **MAIL INVOICES TO ADDRESS SHOWN IN BLOCK 7 ABOVE 28542-5000		12. DISCOUNT TERMS 1.000 * 20 DAYS NET 30		13. MAIL INVOICES TO SEE BLOCK 15	
				15. PAYMENT WILL BE MADE BY CODE MMLV65		MARK ALL PACKAGES AND PAPERS WITH CONTRACT OR ORDER NUMBER			

14. This delivery order is issued on another Government agency or in accordance with and subject to terms and conditions of above numbered contract.

16. Reference your 94T5560 furnish the following on terms specified herein
17. ACCEPTANCE. THE CONTRACTOR HEREBY ACCEPTS THE OFFER REPRESENTED BY THE NUMBERED PURCHASE ORDER AS IT MAY PREVIOUSLY HAVE BEEN OR IS NOW MODIFIED, SUBJECT TO ALL OF THE TERMS AND CONDITIONS SET FORTH, AND AGREES TO PERFORM THE SAME

18. NAME OF CONTRACTOR SIGNATURE TYPED NAME AND TITLE DATE SIGNED
If this box is marked, supplier must sign acceptance and return the following number of copies:
ACCOUNTING AND APPROPRIATION DATA/LOCAL USE
X4930.NC2A 000 80002 0 067001 1C 067004 53000


19. SCHEDULE OF SUPPLIES/SERVICE	20. QUANTITY ORDERED/ACCEPTED*	21. UNIT	22. UNIT PRICE	23. AMOUNT
----------------------------------	--------------------------------	----------	----------------	------------


This order was ~~less~~ float.

SEE ATTACHED SCHEDULE(S)
ITEMS: 1

quantity accepted by the Government is as quantity ordered, indicate by X. If different, enter actual quantity accepted below quantity ordered & encircle.		24. UNITED STATES OF AMERICA <i>E. T. Cole, Jr.</i> CONTRACTING/ORDERING OFFICER		25. TOTAL 9581.00	
QUANTITY IN COLUMN 20 HAS BEEN INSPECTED <input type="checkbox"/> RECEIVED <input checked="" type="checkbox"/> ACCEPTED AND CONFORMS TO THE CONTRACT EXCEPT AS NOTED		27. SHIP. NO.		29. DIFFERENCES	
DATE 31-94 SIGNATURE OF AUTHORIZED GOVERNMENT REP. <i>[Signature]</i>		32. PAID BY		30. INITIALS	
I certify this account correct & proper for payment.		31. PAYMENT <input type="checkbox"/> COMPLETE <input checked="" type="checkbox"/> PARTIAL <input type="checkbox"/> FINAL		33. AMT VERIFIED CORRECT FOR	
DATE SIGNATURE AND TITLE OF CERTIFYING OFFICER				34. CHECK NUMBER	
REC'D AT 1100w 38. REC'D BY 727-3168 27		39. DATE REC'D 3-27-94		35. BILL OF LADING NO.	
		40. TOTAL CTNRS		41. S/R ACCOUNT NUMBER	
				42. S/R VOUCHER NO.	

REPORT OF PROPERTY RECEIVED





4900 Mercer Woods Drive Suite 2
Macon Ga. 31210

attn. Sue Wallace
M6700194P1863
Deliver my

800 476-9104

OCMULGEE SUPPLY CO

ITEM NO	SUPPLIES/SERVICES	QUANTITY	UNIT	UNIT PRICE	AMOUNT
---------	-------------------	----------	------	------------	--------

FAR 52.247-34 F.O.B. DESTINATION JAN 1991

IMPORTANT NOTICE: INQUIRIES RELATING TO THIS ORDER SHALL BE
ADDRESSED TO THE CONTRACT ADMINISTRATOR. IF YOUR COMPANY NAME
BEGINS WITH: A OR E THRU J CONTACT SARAH SWALES
B OR K THRU O CONTACT SGT ROBIN PAULIN
C OR P THRU U CONTACT CLARETHA W. DANCY
D OR V THRU Z CONTACT SGT ROBIN PAULIN

INVOICES FOR THIS ORDER MUST CITE BUYING BRANCH 1, AND THE
APPLICABLE PURCHASE/DELIVERY ORDER NUMBER. INVOICES WILL BE
RETURNED IF THE BUYING BRANCH AND ORDER NUMBER ARE NOT CITED ON
THE INVOICE. TELEPHONE: (910) 451-3011.

0001	432001C000556 M6700140832679	12	EA	127.4000	1528.80
------	------------------------------	----	----	----------	---------

PRI: 14

FLOAT, COPPER MATERIAL, F/MODEL 2R-SL
SUMP PUMP. P/N: 40611-001 MFG: PENBERTHY MARK FOR: MMLV65

SOLICITATION NUMBER: 94T6132

PAYMENT WILL BE MADE BY: DEFENSE ACCOUNTING OFFICE, CLNC
MRK FOR:

**MAIL INVOICES TO ADDRESS
SHOWN IN BLOCK 7 ABOVE 28542-5000

0002	432001C000556 M6700140890806	15	EA	127.4000	1911.00
------	------------------------------	----	----	----------	---------

PRI: 14

FLOAT, COPPER MATERIAL, F/MODEL 2R-SL
SUMP PUMP. P/N: 40611-001 MFG: PENBERTHY MARK FOR: MMLV65

SOLICITATION NUMBER: 94T6123

PAY OFFICE: SEE LINE ITEM 0001 FOR PAYING ADDRESS

Called the company (Ocmulgee Supply)
there vendor was Control Center
Mr. ~~Mike~~ Mike Langston

Faint, illegible text at the top of the page, possibly a header or title.

Faint, illegible text in the lower middle section of the page.

ORDER FOR SUPPLIES OR SERVICES
(Contractor must submit four copies of invoice.)

Public reporting burden for this collection of information is estimated to average 1 hour per response, including the time for reviewing instructions, searching existing data sources, gathering and maintaining the data needed and completing and reviewing the collection of information. Send comments regarding this burden estimate or any other aspect of this collection of information, including suggestions for reducing this burden, to Washington Headquarters Services, Directorate for Information Operations and Reports, 1215 Jefferson Davis Highway, Suite 1204, Arlington, Va. 22202-4302, and to the Office of Management and Budget, Paperwork Reduction Project (0704-0187), Washington, DC. 20503. Please DO NOT RETURN your form to either of these addresses. Send your completed form to the procurement official identified in item 6.

1. CONTRACT/PURCH ORDER NO. 6700194P2187		2. DELIVERY ORDER NO.		3. DATE OF ORDER 94 MAY 05		4. REQUISITION/PURCH REQUEST NO. SEE SCHEDULE		5. CERTIFIED FOR NATIONAL DEFENSE UNDER DMS REG 1 DO	
ISSUED BY (CONTRACTING DIVISION) B PSC BOX 20004 MP LEJEUNE NC 28542-0004 RTHA BANKS BRANCH 1 910 451-3011				7. ADMINISTERED BY (other than 6) CODE CG (CONTRACTING DIVISION) MCB PSC BOX 20004 CAMP LEJEUNE NC 28542-0004				8. DELIVERY FOB <input checked="" type="checkbox"/> DEST <input type="checkbox"/> OTHER (See Schedule if other)	
CONTRACTOR CODE 0AAC92S				FACILITY CODE 804-321-7177		10. DELIVER TO FOB POINT BY (Date) 94 JUL 09		11. MARK IF BUSINESS IS <input checked="" type="checkbox"/> SMALL <input type="checkbox"/> SMALL DISADV <input type="checkbox"/> WOMEN-OWNED	
NAME AND ADDRESS AUTOMATIC CONTROLS OF VIRGINIA INC PO BOX 26703 RICHMOND VA 23261				S		12. DISCOUNT TERMS .000 % 00 DAYS NET 30		13. MAIL INVOICES TO SEE BLOCK 15	
SHIP TO CODE MMLR01 FREIGHT TRAFFIC BRANCH MRK FOR: MMLR01 94P2187 BLDG 1011, MCB CAMP LEJEUNE, NC 28542						15. PAYMENT WILL BE MADE BY CODE MMLR01 DEFENSE ACCOUNTING OFFICE CLMC MRK FOR: MMLR01 94P2187 **MAIL INVOICES TO ADDRESS SHOWN IN BLOCK 7 ABOVE 28542		MARK ALL PACKAGES AND PAPERS WITH CONTRACT OR ORDER NUMBER	

DELIVERY: This delivery order is issued on another Government agency or in accordance with and subject to terms and conditions of above numbered contract.

PURCHASE: Reference your 94T6627 furnish the following on terms specified herein. ACCEPTANCE. THE CONTRACTOR HEREBY ACCEPTS THE OFFER REPRESENTED BY THE NUMBERED PURCHASE ORDER AS IT MAY PREVIOUSLY HAVE BEEN OR IS NOW MODIFIED, SUBJECT TO ALL OF THE TERMS AND CONDITIONS SET FORTH, AND AGREES TO PERFORM THE SAME.

NAME OF CONTRACTOR: _____ SIGNATURE: _____ TYPED NAME AND TITLE: _____ DATE SIGNED: _____

If this box is marked, supplier must sign acceptance and return the following number of copies: _____

ACCOUNTING AND APPROPRIATION DATA/LOCAL USE


7X4930.NC2A 000 8B002 0 067001 1C 067004 53000

ITEM NO.	19. SCHEDULE OF SUPPLIES/SERVICE	20. QUANTITY ORDERED/ACCEPTED*	21. UNIT	22. UNIT PRICE	23. AMOUNT
----------	----------------------------------	--------------------------------	----------	----------------	------------

This order was a complete Supp Pump.

SEE ATTACHED SCHEDULE(S)
ITEMS: 1

If quantity accepted by the Government is same as quantity ordered, indicate by X. If different, enter actual quantity accepted below quantity ordered & encircle.		24. UNITED STATES OF AMERICA <i>Larry B. Scaler</i> BY: E. T. COLE, JR. CONTRACTING/ORDERING OFFICER		25. TOTAL 6952.00	
5. QUANTITY IN COLUMN 20 HAS BEEN <input checked="" type="checkbox"/> INSPECTED <input type="checkbox"/> RECEIVED <input checked="" type="checkbox"/> ACCEPTED AND CONFORMS TO THE CONTRACT EXCEPT AS NOTED		27. SHIP. NO.		29. DIFFERENCES	
-10-64 DATE SIGNATURE OF AUTHORIZED GOVERNMENT REP. <i>[Signature]</i>		<input type="checkbox"/> PARTIAL <input checked="" type="checkbox"/> FINAL		30. INITIALS	
6. I certify this account correct & proper for payment.		31. PAYMENT <input type="checkbox"/> COMPLETE <input type="checkbox"/> PARTIAL <input checked="" type="checkbox"/> FINAL		32. PAID BY	
DATE SIGNATURE AND TITLE OF CERTIFYING OFFICER		33. AMT VERIFIED CORRECT FOR		34. CHECK NUMBER	
7. REC'D AT 38. REC'D BY 942525 39. DATE REC'D 6.9.94 40. TOTAL CTNRS 1PT		41. S/R ACCOUNT NUMBER		35. BILL OF LADING NO.	
8. Form 1155, MAY 90		42. S/R VOUCHER NO.		36. CHECK NUMBER	



AUTOMATIC CONTROLS OF VIRGINIA INC

ITEM NO	SUPPLIES/SERVICES	QUANTITY	UNIT	UNIT PRICE	AMOUNT
---------	-------------------	----------	------	------------	--------

IMPORTANT NOTICE: INQUIRIES RELATING TO THIS ORDER SHALL BE ADDRESSED TO THE CONTRACT ADMINISTRATOR. IF YOUR COMPANY NAME BEGINS WITH:

- A OR E THRU J CONTACT SARAH SWALES
- B OR K THRU O CONTACT SGT ROBIN PAULIN
- C OR P THRU U CONTACT CLARETHA W. DANCY
- D OR V THRU Z CONTACT SGT ROBIN PAULIN

INVOICES FOR THIS ORDER MUST CITE BUYING BRANCH 1, AND THE APPLICABLE PURCHASE/DELIVERY ORDER NUMBER. INVOICES WILL BE RETURNED IF THE BUYING BRANCH AND ORDER NUMBER ARE NOT CITED ON THE INVOICE. TELEPHONE: (910) 451-3011.


FAR 52.247-34	F.O.B. DESTINATION			JAN 1991	
0001 4320010009887	M6700141040018	8	EA	869.0000	6952.00
	PRI: 14				

PUMP, SUMP STEAM OPERATED, WITH SWING TYPE CHECK VALVE IN DISCHARGE LINE, TO PREVENT BACKFLOW WHEN PUMP STOP, PUMP VALVE WILL OPEN WHEN WATER LEVEL REACHES ABOVE 3/4 IN BELOW THE FLEAT RIM. HIGH PRESSURE UP TO 150 PSI.

WATER/STEAM INLET 3/4 IN., DISCHARGE OUTLET 1 1/4 IN. P/N MODEL 2R-SL
MFG: PENBERTHY
MARK FOR: ~~MALR01~~ MALU65

QTY REC'D	8
QTY SHORT	
QTY OVER	
BY	PN
DATE	6-15-94

QTY: ~~8~~
 UI: EA
 T651005AA
 NSN: 4320010009887
 DATE: 4166
 PSPC: U



CHANGE .

ITEM RECORD

ITEMC01

STOCK NUMBER 432001C009887 DATE OF LAST TRANSACTION 94 AUG 02
 SUFFIX 01
 UNIT OF ISSUE EA
 BRANCH-SECTION-PERSON SIF
 PRIMARY CUSTOMER 1
 VARIATION IN QUANTITY
 AUTOMATIC PURCHASE ORDER
 BRAND NAME/SOLE SOURCE
 COMMODITY ASSIGNMENT
 MANUFACTURE'S NAME
 MANUFACTURE'S PART #
 DESCRIPTION

PUMP, SUMP STEAM OPERATED, WITH SWING
 TYPE CHECK VALVE IN DISCHARGE LINE,
 TO PREVENT BACKFLOW WHEN PUMP STOP,
 PUMP VALVE WILL OPEN WHEN WATER LEVEL
 REACHES ABOVE 3/4 IN BELOW THE FLEAT
 RIM. HIGH PRESSURE UP TO 150 PSI.

PRESS <ENTER> TO CHANGE OR PF KEY FOR OTHER ACTION

(1)EXIT W/O (5)ADDITIONAL DESCRIPTION (6)CONTRACT (8)DELETE
 (9)ROLL NOMEN DOWN (10)RESTORE RECORD (13)TEXT HELP (15)PRINT SCREEN

CHANGE

ITEM DESCRIPTION - ADDITIONAL DESCRIPTION

NOMENC1

STOCK NUMBER


432001C009887

DESCRIPTION:

WATER/STEAM INLET 3/4 IN., DISCHARGE
 OUTLET 1 1/4 IN. COMPLETE UNIT WITH
 ALL PARTS INCLUDING THE FLOAT.
 PN:MODEL 2R-SL
 MFG:PENBERTHY

PRESS <ENTER> TO CHANGE OR PF KEY FOR OTHER ACTION

(1)EXIT W/O ACTION (5)ADDITIONAL DESCRIPTION (6)CONTRACT
 (9)ROLL NOMEN DOWN (10)RESTORE RECORD (15)PRINT SCREEN
 (13)TEXT HELP (14)PREVIOUS SCREEN



CHANGE . .


ITEM RECORD

ITEMC01

STOCK NUMBER	432001C009887	DATE OF LAST TRANSACTION	94 AUG 02
SUFFIX	01		
UNIT OF ISSUE	EA		
BRANCH-SECTION-PERSON	S1F		
PRIMARY CUSTOMER	1		
VARIATION IN QUANTITY			
AUTOMATIC PURCHASE ORDER			
BRAND NAME/SOLE SOURCE			
COMMODITY ASSIGNMENT			
MANUFACTURE'S NAME			
MANUFACTURE'S PART #			
DESCRIPTION	PUMP, SUMP STEAM OPERATED, WITH SWING TYPE CHECK VALVE IN DISCHARGE LINE, TO PREVENT BACKFLOW WHEN PUMP STOP, PUMP VALVE WILL OPEN WHEN WATER LEVEL REACHES ABOVE 3/4 IN BELOW THE FLEAT RIM. HIGH PRESSURE UP TO 150 PSI.		

PRESS <ENTER> TO CHANGE OR PF KEY FOR OTHER ACTION

(1)EXIT W/O	(5)ADDITIONAL DESCRIPTION	(6)CONTRACT	(8)DELETE
(9)ROLL NOMEN DOWN	(10)RESTORE RECORD	(13)TEXT HELP	(15)PRINT SCREEN



CHANGE

ITEM DESCRIPTION - ADDITIONAL DESCRIPTION

NOMENC1

STOCK NUMBER


432001C009887

DESCRIPTION:

WATER/STEAM INLET 3/4 IN., DISCHARGE
OUTLET 1 1/4 IN. COMPLETE UNIT WITH
ALL PARTS INCLUDING THE FLOAT.
PN:MODEL 2R-SL
MFG:PENBERTHY

PRESS <ENTER> TO CHANGE OR PF KEY FOR OTHER ACTION

(1)EXIT W/O ACTION (5)ADDITIONAL DESCRIPTION (6)CONTRACT
(9)ROLL NOMEN DOWN (10)RESTORE RECORD
(13)TEXT HELP (14)PREVIOUS SCREEN (15)PRINT SCREEN



A4102240

TECHNICAL STOCK NUMBER

03-06-03

=====

STOCK NUMBER	4320-01-C00-9887	
DEMIL CODE	A	
PMIC		
ADPE CODE		
UNIT OF ISSUE	EA	
UNIT PRICE	1185.00	
SECURITY CODE	U	
MEC	35	
SOURCE OF SUPPLY CODE	000	
SAC	1	
REF NBR LOG	MDL# 2R-SL (PENBERTHY)	89117
NOMENCLATURE PUMP, SUMP, WATER/STEAM OPERATED		
HAZERDOUS MATERIAL CODE		


=====

PF11 FOR HELP

PF12 TO EXIT

*SOS - FLUID FLOW
make for Navy*

*BRAD
1704-847-4464*



Model B Water Operated Cellar Drainer

SECTION 6000
INSTAL. INST. 6975
ISSUED 6/76
REPLACES - NEW

and

Model 2R-SL Steam Operated Sump Pump

*Hole to
install per*

INSTALLATION INSTRUCTIONS

- (1) Sump should be at least 16" diameter.
- (2) Pump must be placed on hard level surface. Use bricks or other suitable support in bottom of open tile sumps, never place drainer directly on clay or earth surface.
- (3) Choose a location which will allow discharge piping to be routed with the least elevation, the least number of turns, and the least total length of pipe.
- (4) Do not use pipe size smaller than the pump connections.
- (5) Inlet piping should be equipped with the special strainer union supplied with your pump. This strainer will protect the valve and nozzle from pipe scale and dirt.
- (6) Install a swing type check valve in discharge line to prevent backflow when pump stops. (1" size for Model 1R, 1 1/4" size for Models 2R and 2R-SL).
- (7) Flush out inlet line before making final connections to pump.
- (8) These pumps are factory set to operate at 10 to 60 PSI motive pressure (water for Models 1R & 2R, steam for Model 2R-SL) for higher pressures — up to 150 PSI, hanger should be set at corresponding number on valve lever arm.
- (9) Open inlet supply valve and leave it open.
- (10) To check installation, gradually fill sump with water. Pump valve will open when water level reaches about 3/4" below float rim. Drainer will pump water until level drops sufficiently for float to pull valve shut.

OPERATING INSTRUCTIONS

- (1) Check operation of pump a few times each year by adding water to sump, especially before normal heavy operating period.
- (2) Remove debris from sump periodically.
- (3) Clean suction screen if it appears to be covered with lint or other material.
- (4) Clean inlet union strainer periodically.
- (5) Do not allow pump to handle cement, mortar, plaster, gravel or mud.

SERVICE INSTRUCTIONS

IF PUMP FAILS TO OPERATE:

- (1) Check to be sure float is free to move up and down.
- (2) Check for leaky or damaged float.
- (3) Check for clogged inlet line or jets.

IF PUMP FAILS TO EMPTY SUMP:

- (1) Check for sticking check valve or restriction in outlet flow.
- (2) Check for excessive inflow into sump.

- (3) Check to be sure you have sufficient water or steam pressure available. (IMPORTANT: Total elevation from bottom of sump to top of discharge line not to exceed 1 foot for each 4 PSI of motive pressure.)
- (4) Check for clogged strainer.

IF VALVE WILL NOT SHUT OFF:

- (1) Check to be sure float is free to move.
- (2) If valve is sticking, disassemble and clean out, or loosen packing gland until valve works freely.

*WATER INLET
STEAM 3/4
discharge
1 1/4*

PENBERTHY HOUDAILLE

#11642-009

P.O. Box 112

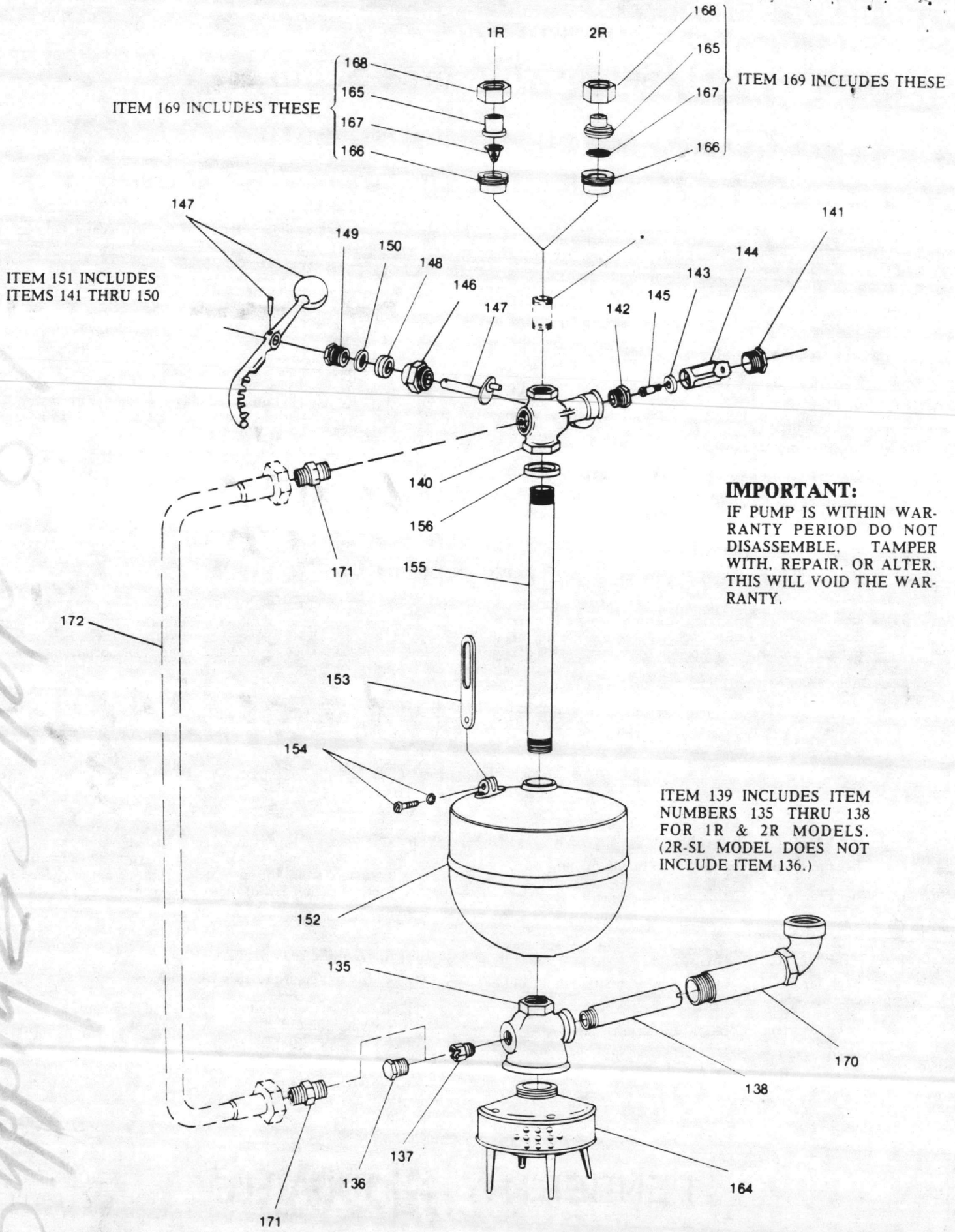
Prophetstown, Illinois 61277

~~39500~~

77214

Houdaille Indust.

EXPLODED VIEW



ITEM 169 INCLUDES THESE

ITEM 169 INCLUDES THESE

ITEM 151 INCLUDES ITEMS 141 THRU 150

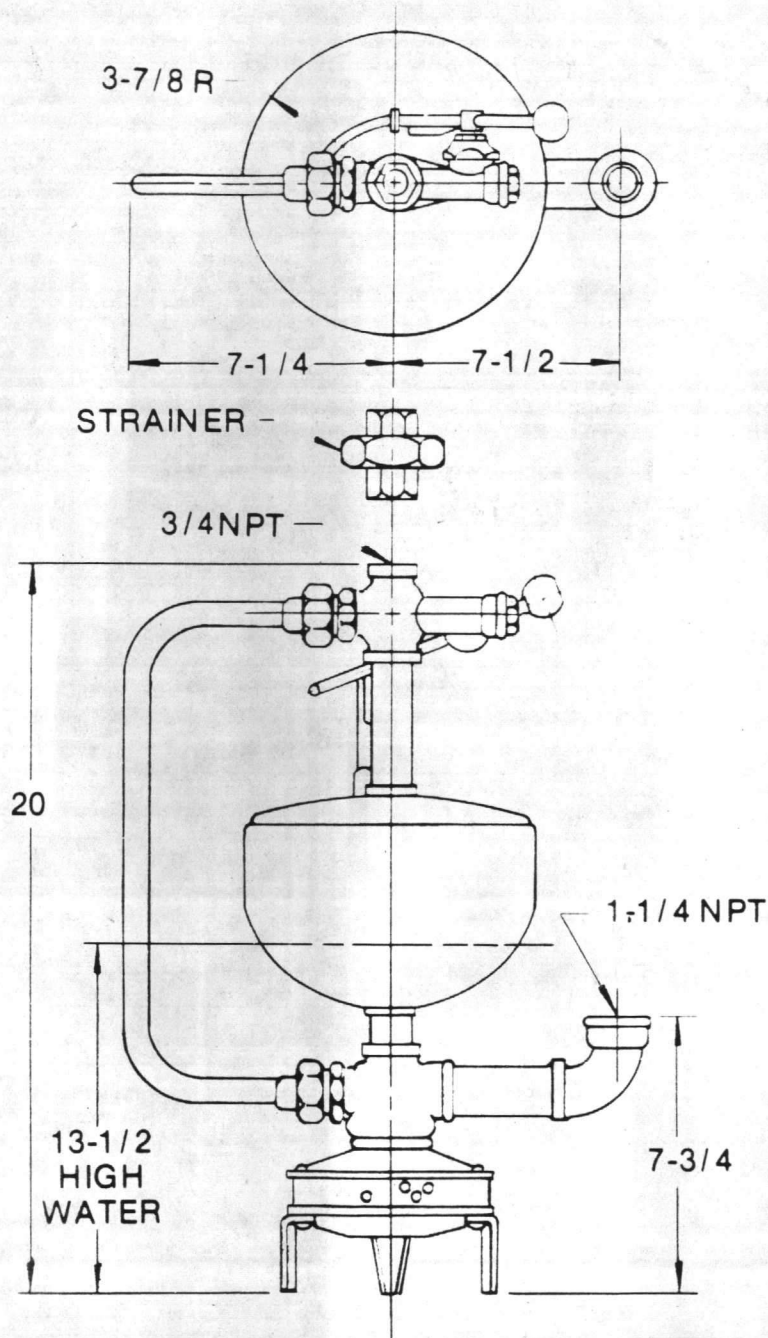
IMPORTANT:
 IF PUMP IS WITHIN WARRANTY PERIOD DO NOT DISASSEMBLE, TAMPER WITH, REPAIR, OR ALTER. THIS WILL VOID THE WARRANTY.

ITEM 139 INCLUDES ITEM NUMBERS 135 THRU 138 FOR 1R & 2R MODELS. (2R-SL MODEL DOES NOT INCLUDE ITEM 136.)

Supply to Shop 8
 5445
 190116

*SUPPLIED BY CUSTOMER

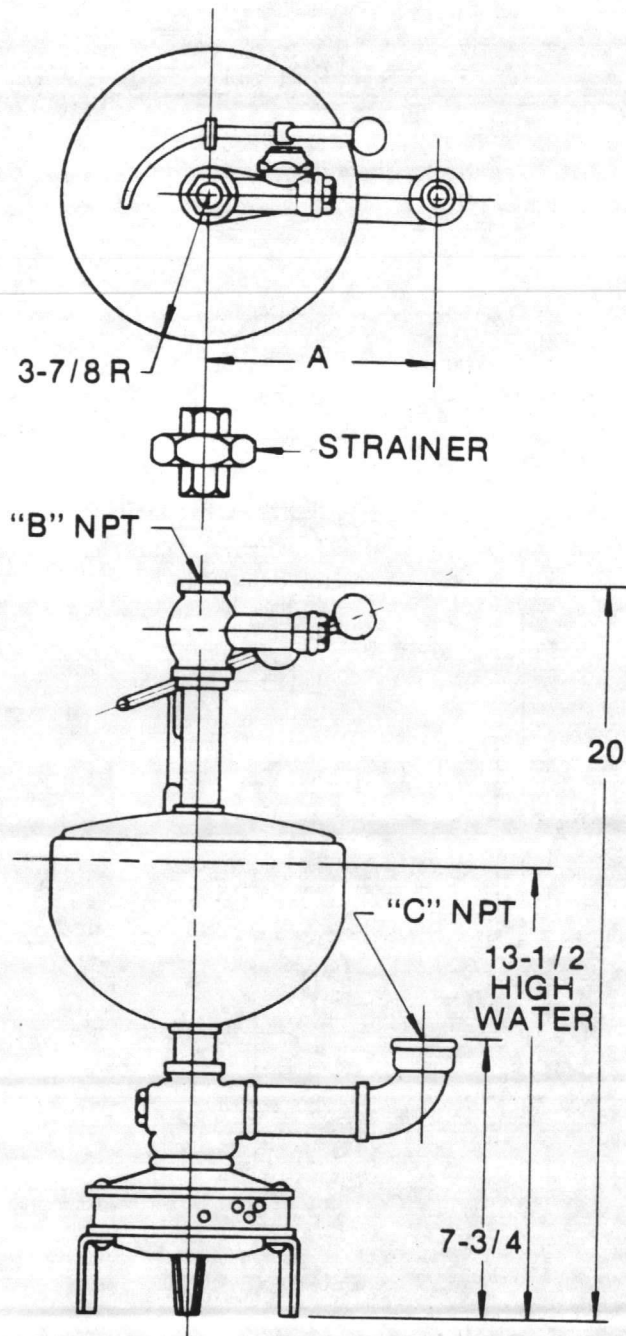
MODEL 2R-SL



MODEL	A	B	C
2R	7-1/2	3/4	1-1/4

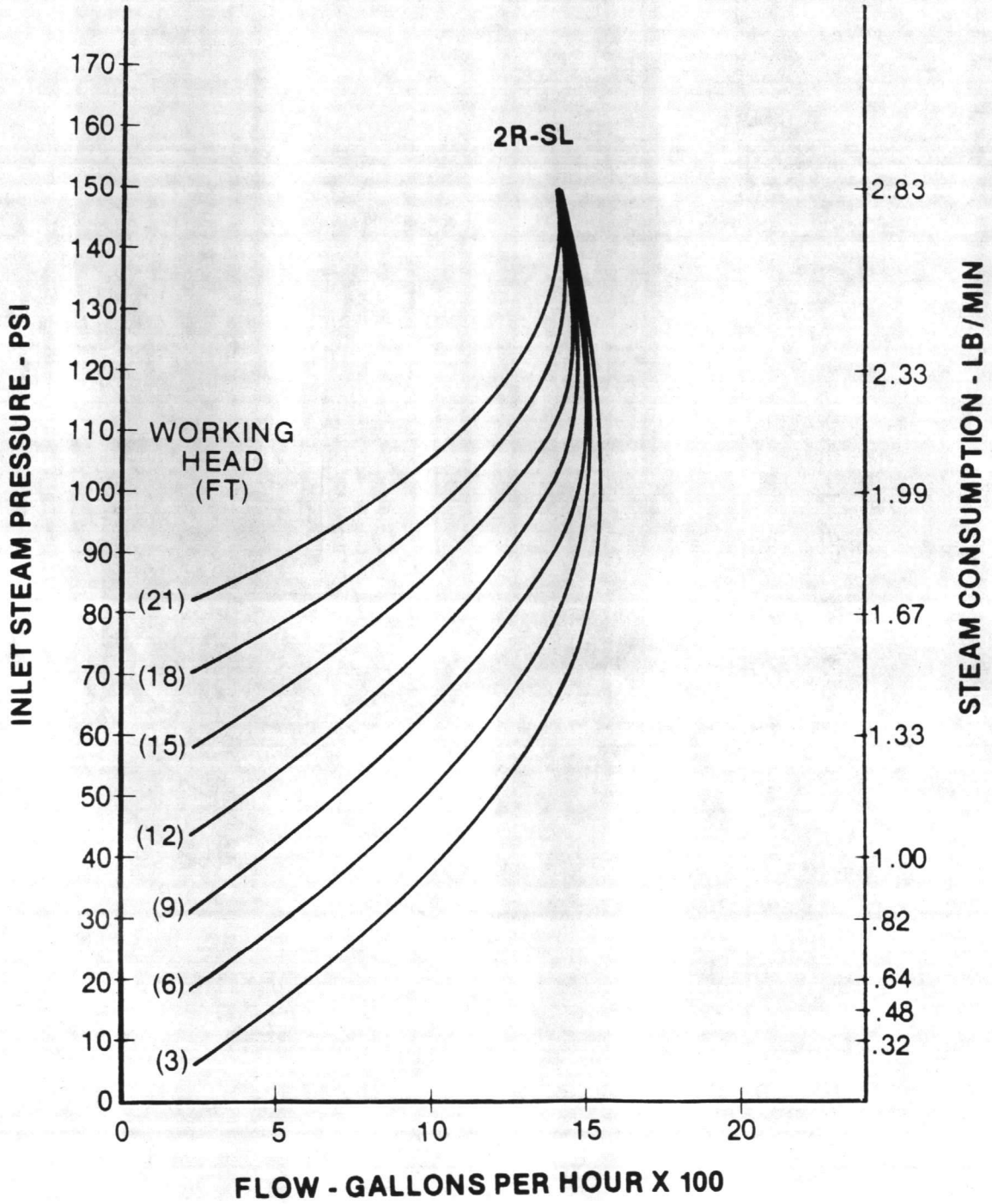
DIMENSIONS

MODEL 1R & 2R



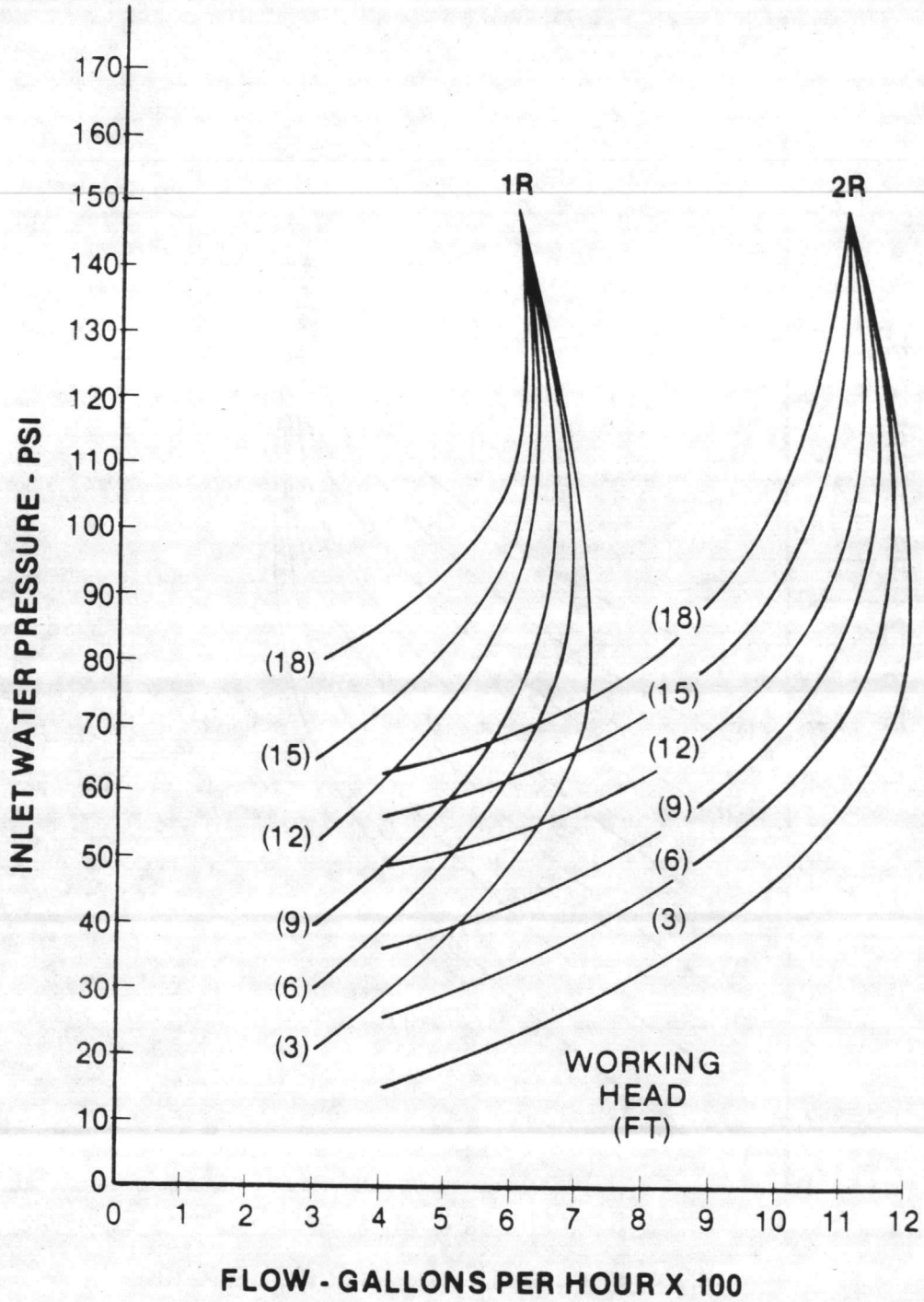
MODEL	A	B	C
1R	6	1/2	1

MODEL 2R-SL



PERFORMANCE

MODEL 1R & 2R



PARTS & MATERIALS LIST

Key No.	Part Description	1R		2R		2R-SL	
		Part No.	Material	Part No.	Material	Part No.	Material
135	Ejector Body	40928-002	Bronze	40928-002	Bronze	40928-002	Bronze
136	Ejector Body Plug	40614-002	Brass	40614-002	Brass		
137	Water Jet	40927-002	Brass	40616-002	Brass		
137	Steam Jet					42312-002	S.S.
138	Delivery Jet	40617-002	Brass	40618-002	Brass	42313-002	S.S.
139	Ejector Assembly	40615-001		40616-001		42310-001	
140	Valve Body (Includes Seat)	40633-002	Bronze	40636-002	Bronze	42314-002	Bronze
141	Valve Body Plug	40614-002	Brass	40614-002	Brass	40614-002	Brass
142	Valve Body Seat	40640-002	Brass	40640-002	Brass	40640-002	Brass
143	Valve Disc	12691-010	Rubber	12691-010	Rubber	12691-020	Teflon
144	Valve Disc Holder	40639-002	Bronze	40639-002	Bronze	40639-002	Bronze
145	Valve Disc Screw	40638-002	Brass	40638-002	Brass	40638-002	Brass
146	Valve Bonnet	40603-002	Brass	40603-002	Brass	40603-002	Brass
147	Valve Stem, Lever & Pin	40607-001	Bronze & Brass	40607-001	Bronze & Brass	42335-001	Bronze & Brass
148	Valve Packing (2 Required)	40606-002	Graphite Asbestos	40606-002	Graphite Asbestos	40606-002	Graphite Asbestos
149	Valve Packing Gland	40604-002	Brass	40604-002	Brass	40604-002	Brass
150	Valve Packing Gland Washer	40605-002	Brass	40605-002	Brass	40605-002	Brass
151	Valve Assembly	40921-001		40922-001		42314-001	
152	Float	40611-001	Copper	40611-001	Copper	40611-001	Copper
153	Hanger	40608-002	Brass	40608-002	Brass	42336-002	Brass
154	Hanger Screw & Lock Washer	40609-001		40609-001		40609-001	
155	Float Guide Tube	40613-002	Brass	40613-002	Brass	42310-002	Brass
156	Guide Tube Washer	40601-002	Rubber	40601-002	Rubber	40601-002	Rubber
164	Strainer Assembly	40598-001	Brass	40598-001	Brass	40598-001	Brass
165	Strainer Union — Male Seat	40642-002	Brass	40622-002	Bronze	40622-002	Bronze
166	Strainer Union — Female Seat	42337-002	Bronze	40623-002	Bronze	40623-002	Bronze
167	Strainer Union Screen	40643-002	Monel	40625-002	Brass	40625-002	Brass
168	Strainer Union — Coupling Nut	51180-002	Brass	40624-002	Bronze	40624-002	Bronze
169	Strainer Union Assembly	40642-001		40622-001		40622-001	
170	Discharge Elbow	40619-002	Bronze	40620-002	Bronze	40620-002	Bronze
171	Adaptor					42311-002	Brass
172	Tube Assembly					42315-001	Brass

DISASSEMBLY - REASSEMBLY INSTRUCTIONS

DISASSEMBLY STRAINER UNION ASSEMBLY

- (1) Disconnect cellar drainer at inlet and outlet unions.
- (2) Remove cellar drainer from sump.
- (3) Remove inlet strainer union assembly (item 169) which includes coupling nut (item 168), union male seat (item 165), union strainer screen (item 167), and union female seat (item 166).
- (4) Remove any inlet and outlet pipes.

STEAM LOOP

- (1) On 2R-SL Model, loosen coupling nuts of tube assembly (item 172) and remove tube assembly.
- (2) Remove both adaptors (item 171).

WATER AND DELIVERY JETS

- (1) On 1R and 2R Models remove plug (item 136) and water jet (item 137) from ejector body (item 135).
- (2) On 2R-SL Models remove steam jet (item 137) from ejector body (item 135).
- (3) Remove discharge elbow (item 170) and delivery jet (item 138) from ejector body.

STRAINER

- (1) Remove strainer assembly (item 164) from ejector body.
- (2) Strainer parts are riveted together; if disassembly is required, drill out rivets and use brass screws to reassemble.

FLOAT

- (1) Hanger (item 153) may be removed from float (item 152) by unfastening hanger screw and lock washer (item 154).
- (2) Loosen float guide tube (item 155) from valve body (item 140) and remove the tube washer (item 156).
- (3) Slide float (item 152) off of tube (item 155).
- (4) Loosen tube from ejector body (item 135).
- (5) Remove hanger (item 153) from valve lever (item 147).

VALVE

- (1) Remove valve body plug (item 141) for 1R and 2R Models and adapter (item 171) for 2R-SL Model from valve body.
- (2) Loosen and remove valve bonnet (item 146).
- (3) Valve disc holder (item 144) may be removed at this time. Valve disc (item 143) and screw (item 145) may be taken off at this time.
- (4) To disassemble valve packing remove pin (item 147) from lever (item 147) and slide lever off stem. Loosen valve packing gland (item 149) from valve bonnet, and remove. Valve packing (item 148) and gland washer (item 150) may be pulled out from valve bonnet.
- (5) Valve seat (item 142) may now be unscrewed from valve body.

REASSEMBLY WATER AND DELIVERY JETS

- (1) Fasten ejector body to strainer assembly.
- (2) Replace delivery jet and discharge elbow onto ejector body.
- (3) Water jet and plug may be replaced on 1R and 2R Models to the ejector body.
- (4) Fasten steam jet onto ejector body on 2R-SI Model.
- (5) Replace the adaptor onto ejector body.

FLOAT

- (1) Tighten tube to ejector body, and slide float onto tube.
- (2) Connect hanger to float by tightening hanger screw and lock washer.

VALVE

- (1) Replace valve body and tube washer to tube.
- (2) Replace valve body seat.
- (3) Reassemble valve disc onto holder using screw. Then insert holder in valve body. Take valve stem and valve bonnet, and replace into valve body making certain that peg on stem slides into holder. Tighten valve bonnet.
- (4) Slide two valve packings, and one packing washer on stem; then replace packing gland. Tighten moderately.
- (5) Slide lever on stem and replace pin.
- (6) Slide float hanger on lever.

STEAM LOOP

- (1) On 2R-SI Models attach steam loop tube assembly to valve body and ejector body.

STRAINER UNION ASSEMBLY

- (1) Replace any inlet and outlet pipes.
- (2) Replace inlet strainer union assembly, including coupling nut, union male seat, union strainer screen, and union female seat.
- (3) Attach cellar drainer to inlet and outlet unions.

=====

STOCK NUMBER	4320-01-C00-9887
DEMIL CODE	A
PMIC	
ADPE CODE	
UNIT OF ISSUE	EA
UNIT PRICE	1185.00
SECURITY CODE	U
MEC	35
SOURCE OF SUPPLY CODE	000
SAC	1
REF NBR LOG	MDL# 2R-SL (PENBERTHY) 89117
NOMENCLATURE PUMP, SUMP, WATER/STEAM OPERATED	
HAZERDOUS MATERIAL CODE	

PF11 FOR HELP


PF12 TO EXIT

Fluid Flow - 704-847-4464

BRAD

Supplier code
02552

Handwritten text, possibly a signature or name, written in pencil or light ink. The text is mostly illegible due to fading and bleed-through from the reverse side of the page. It appears to be a name followed by a date or a short phrase.



PRODUCTS, INC.
MEASUREMENT/CONTROL
FILTRATION

2108 Crown View Drive Charlotte, NC 28227
Phone: (704)847-4464 Fax(704)8472377

3/16/05
ATTN: Ed Staneek
forwarded to Ed
Staneek
ATTN: ED STANEK


FAX TRANSMISSION

To: Delores Trott	Fax Number: 1-910-451-0341
Company : MCB Camp Lejeune	Date : 3/16/105
From : Brad McLelland	Fax Number : 1-704-847-2377
Company : Fluid Flow of the Carolinas	Pages including cover page: 3
Subject :	

Comments:

Thank you for the opportunity to supply the attached quotation for Penberthy Sump Pumps. We are your exclusive local authorized supplier for Penberthy products. We are classified as a small business and veteran owned. Please contact me if you have any questions.

Best regards,
Brad McLelland
Applications Specialist





PRODUCTS, INC.
MEASUREMENT/CONTROL
FILTRATION

QUOTATION

MCB Camp Lejeune
Attn.: Delores Trott
Camp Lejeune, NC 28542
Phone: (910)451-5917

Page: 1
Date: 03/16/05
Quote No.: BM4377

Ref.:

Please address order to:

FLUID FLOW OF THE CAROLINAS, INC.

<u>Item</u>	<u>Qty</u>	<u>Description</u>	<u>Unit Price</u>	<u>Extension</u>
1	10	Penberthy Model 2RSL Sump Pump Model: 2RSL-BR Body: Low Lead Bronze Inlet Connection: 3/4" NPT Outlet Connection: 1-1/4"NPT	\$1,149.55	\$11,495.50

Terms & Conditions Attached
Quote valid for 30 days
Terms: Net 30 days
F.O.B.: Prophetstown, IL
Delivery: Shipping on 4/8/2005

By: Bradford L McLelland; Applications Specialist
email: bradmclelland@fluidflow.com

1135 Powers Place
Alpharetta, GA 30004
770/663-0393
Fax 770/663-8121


2108 Crown View Drive
Charlotte, NC 28227
704/847-4464
Fax 704/847-2377

6701 Baum Dr. Suite 245
Knoxville, TN 37919
423/588-1012
Fax 423/588-8570

**Fluid Flow of
Georgia, Inc.**
800-849-5947

**Fluid Flow of
Carolinas, Inc.**
800-222-2229

**Fluid Flow of
Tennessee, Inc.**
800-275-0140



FLUID FLOW STANDARD TERMS AND CONDITIONS OF SALE

1. **GENERAL:** All orders are subject to acceptance by manufacturer and are based on entire quotation being purchased. The Standard Conditions of sale contained herein apply to all sales. Any inconsistent terms in any purchase order are excluded unless expressly agreed to by seller, and purchaser's acceptance of the equipment delivered will constitute assent to seller's conditions of sale. In special transactions involving a formal invitation to bid and a formal award of contract, seller's standard conditions of sale and special conditions of sale apply only to the extent not inconsistent with a formal contract.
2. **LIMITATION OF SELLER'S LIABILITY:** The Seller's liability for loss or damages on any claim of any kind, including negligence in manufacture or design or breach of contract or warranty, is limited to an amount equal to the price of the equipment. The seller shall not be liable for any penalty or for any indirect, special, secondary, or consequential damages, such as loss of profits or revenue, loss of other equipment, down-time costs, costs associated with the removal of the equipment from service, or reinstallation or disassembly, or claims of third parties against the purchaser for damages.
3. **TERMS OF PAYMENT:** In accordance with printed terms and conditions of sale, seller retains a security interest in property until fully paid. If full payment is not made when due, seller is entitled to recover possession of the product as security for purchaser's obligations.
4. **TERMS OF DELIVERY:** F.O.B. shipping Point, freight prepaid and added to the invoice. Orders which require special handling: a minimum charge of \$25 (unless otherwise specified) will be added to the invoice. Export shipments are F.O.B. shipping point and all special crating costs will be paid by the purchaser.
5. **RETURNS:** All returned material subject to refusal unless written authorization has first been obtained. Returned material subject to prepaid freight and rehandling charges dependent on circumstances of return.
6. **LOSS, DAMAGE, OR DELAY:** Shipping dates are approximated and are based upon prompt receipt of all necessary information. Seller is not liable for loss, damage, detention, or delay due to causes beyond its reasonable control such as acts of God, acts of the purchaser, acts of civil or military authority, priorities, fires strikes, floods, epidemics, quarantine restrictions, war, riot, delays in transportation, government restrictions or embargoes, or difficulties in obtaining necessary labor, materials, and manufacturing facilities due to such causes.
7. **CLAIMS:** Claims for damage or shortage in transit to be handled directly with carrier by consignee.
8. **CANCELLATIONS:** Seller reserves the right to make a reasonable cancellation charge in the event of cancellation by purchaser.
9. **SHIPPING ERRORS:** Notification by the customer concerning discrepancies in merchandise shipped must be made within 30 days from receipt of shipment.
10. **MINIMUM ORDER:** \$25 Net billing, all items.
11. **PRICE SHEET REVISIONS:** Prices and conditions are subject to change without notice.

312 - 886 - 4893

Staton CIV Katherine H

From: Trott CIV Delores W
Sent: Thursday, March 17, 2005 1:21 PM
To: Staton CIV Katherine H
Subject: FW: Fw: emergency order of deleted item (472280) C00 9887/ Confirming quantity

Delores W. Trott GS-09
Supervisory General Supply Specialist
Bldg 1606, Office #1
Fir St. Camp Lejeune, NC 28542
(910) 451-5163
Fax: (910) 451-0341
Email: delores.trott@usmc.mil

-----Original Message-----


From: ed.stanek@gsa.gov [mailto:ed.stanek@gsa.gov]
Sent: Thursday, March 17, 2005 13:02
To: olivia.vigier@gsa.gov
Cc: alan.sera@gsa.gov; angel.melendez@gsa.gov; Wilson SSgt Billy W;
Trott CIV Delores W; jay.younger@gsa.gov; robert.wallace@gsa.gov;
vernice.green@gsa.gov
Subject: RE: Fw: emergency order of deleted item (472280) C00 9887/
Confirming quantity

Have no information on the requested vendor. Please provide quote received. Hope this vendor is CCR compliant.

Ed Stanek
Phone: 312-886-8941
Fax: 312-886-4893
E-Mail: ed.stanek@gsa.gov

Olivia
Vigier/CONTRACTOR/
3FL-B/R03/GSA/GOV
03/17/2005 08:44
AM

delores.trott@usmc.mil, Edward J. Stanek/5F/R05/GSA/GOV@GSA
cc
billy.w.wilson@usmc.mil, Alan G. Sera/5F/R05/GSA/GOV@GSA, Jay S. Younger/5F/R05/GSA/GOV@GSA, Vernice Green/5F/R05/GSA/GOV@GSA, Angel R. Melendez/3FL-B/R03/GSA/GOV@GSA, Robert E. Wallace Jr./4FM/R04/GSA/GOV@GSA
Subject
RE: Fw: emergency order of deleted item (472280) C00 9887/ Confirming quantity(Document link: Edward J. Stanek)



Delores,

Per our conversation this morning you want the order for 5 pumps item C00-9887 that are currently on order 472280-5070-C000 cancelled. You have also indicated that 10 pumps should be placed on order and provided a quote from vendor Fluid Flow which gave a price of \$1,149.55 and a delivery date of 4/8/05. Please beware that once this order is place their will to a grand total of 30 pumps all together due in.

Ed & Al,

Please go ahead an cancel purchase order C-05AA-22190 requisition number 472280-5070-C000. I have just entered a emergency requisition 472280-5076-C000.

Sorry for the delay in responding.

Thanks

Olivia Vigier
Inventory Manager
Eastern Distribution Center
P: (609) 499-3839 & (609) 499-7000
F: (609) 499-4052

GSA Global Supply: Safe. Simple. Global. Guaranteed.
Learn more about GSA Global Supply at the GSA Expo in San Diego, CA, May 3 - 5, 2005.
For additional information go to Expo.gsa.gov


"Trott CIV Delores
W" To
<delores.trott@usm olivia.vigier@gsa.gov
c.mil> cc
03/17/2005 09:11 Subject
AM RE: Fw: emergency order of deleted
item (472280) C00 9887/ Need an
answer ASAP

cancel the order with Matt Marshall

I sent an e-mail yesterday about another vendor. I don't know if you have had time to read it or not.

Thanks,
Delores

Delores W. Trott GS-09
Supervisory General Supply Specialist
Bldg 1606, Office #1
Fir St. Camp Lejeune, NC 28542



(910) 451-5163
Fax: (910) 451-0341
Email: delores.trott@usmc.mil

-----Original Message-----

From: olivia.vigier@gsa.gov [mailto:olivia.vigier@gsa.gov]
Sent: Thursday, March 17, 2005 9:06
To: Trott CIV Delores W
Cc: vernice.green@gsa.gov; ed.stanek@gsa.gov; alan.sera@gsa.gov;
jay.younger@gsa.gov; robert.wallace@gsa.gov; Wilson SSgt Billy W;
angel.melendez@gsa.gov
Subject: RE: Fw: emergency order of deleted item (472280) C00 9887/ Need
an answer ASAP
Importance: High

Delores,

Can you please respond to the concern that Ed Stanek has brought to our attention about the vendor Matt Marshall and Co. not being able to provide those 5 pumps as they have indicated to you. What would you like done with that order?

To answer your question the original order for 20 pumps of item C00-9887 purchase order number is C-05AA-22111 and has a delivery date of 5/9/05.

Thanks
Olivia Vigier
Inventory Manager
Eastern Distribution Center
P: (609) 499-3839 & (609) 499-7000
F: (609) 499-4052

GSA Global Supply: Safe. Simple. Global. Guaranteed.
Learn more about GSA Global Supply at the GSA Expo in San Diego, CA, May 3 - 5, 2005.
For additional information go to Expo.gsa.gov


"Trott CIV Delores
W"
<delores.trott@usmc
.mil>
03/15/2005 01:25 PM

olivia.vigier@gsa.gov
cc
Subject
RE: Fw: emergency order of deleted
item (472280) C00 9887

Olivia,

let's try this again....

It has definitely been one of those days. I answered the wrong NSN for



.this e-mail.

When are the pumps (20) scheduled to come in?

Thanks,
Delores

Delores W. Trott GS-09
Supervisory General Supply Specialist
Bldg 1606, Office #1
Fir St. Camp Lejeune, NC 28542
(910) 451-5163
Fax: (910) 451-0341
Email: delores.trott@usmc.mil

-----Original Message-----

From: olivia.vigier@gsa.gov [mailto:olivia.vigier@gsa.gov]
Sent: Tuesday, March 15, 2005 11:41
To: Trott CIV Delores W
Cc: alan.sera@gsa.gov; angel.melendez@gsa.gov; jay.younger@gsa.gov;
vernice.green@gsa.gov; ed.stanek@gsa.gov; robert.wallace@gsa.gov; Wilson
SSgt Billy W
Subject: Re: Fw: emergency order of deleted item (472280) C00 9887
Importance: High

Delores,

Please read the email below and respond.


Thanks
Olivia Vigier
Inventory Manager
Eastern Distribution Center
P: (609) 499-3839 & (609) 499-7000
F: (609) 499-4052

GSA Global Supply: Safe. Simple. Global. Guaranteed.
Learn more about GSA Global Supply at the GSA Expo in San Diego, CA, May 3
- 5, 2005.
For additional information go to Expo.gsa.gov

Edward J.
Stanek
Vigier/CONTRACTOR/3FL-B/R03/GSA/GOV@GSA
Melendez/3FL-B/R03/GSA/GOV@GSA,
03/15/2005
Jay S.
G.

To: Olivia
cc: Angel R.
Vernice Green/5F/R05/GSA/GOV@GSA,
Younger/5F/R05/GSA/GOV@GSA, Alan
Sera/5F/R05/GSA/GOV@GSA
Subject: Re: Fw: emergency
item (472280) C00 9887 (Document
Vigier)

order of deleted
link: Olivia



Spoke with Mr. Wheeler from the vendor Matt Marshall and Co. He stated that when he contacted his supplier they had the 5 pumps on hand. Now they tell him all the pumps are gone and will not be able to get until the end of May. I asked him to hold upon the order until I hear from Camp Lejeune.

Please advise.

To: Edward J. Stanek/5F/R05/GSA/GOV@GSA
cc: Angel R. Melendez/3FL-B/R03/GSA/GOV@GSA

Subject: Re: Fw: emergency order of deleted item (472280) C00 9887
(Document link: Edward J. Stanek (Archive))

472280-5070-C000

Thanks
Olivia Vigier
Inventory Manager
Eastern Distribution Center
P: (609) 499-3839 & (609) 499-7000
F: (609) 499-4052

GSA Global Supply: Safe. Simple. Global. Guaranteed.
Learn more about GSA Global Supply at the GSA Expo in San Diego, CA, May 3 - 5, 2005.
For additional information go to Expo.gsa.gov

Edward J.
Melendez/3FL-B/R03/GSA/GOV@GSA
Stanek

To: Angel R.
cc: Olivia

Vigier/CONTRACTOR/3FS/R03/GSA/GOV@GSA
03/11/2005
order of deleted
09:01 AM
link: Olivia


Subject: Re: Fw: emergency
item (472280) C00 9887(Document
Vigier)

Please submit a req. for the 5 pumps. I will be able to place the order today.

Ed Stanek
Phone: 312-886-8941
Fax: 312-886-4893
E-Mail: ed.stanek@gsa.gov

Angel R.
Melendez/3FL-B/R03/
GSA/GOV

To
Edward J. Stanek/5F/R05/GSA/GOV@GSA
cc



'03/10/2005 10:37 AM

Subject
Fw: emergency order of deleted item
(472280) C00 9887

Ed,

You had already issued a PO for 20 EA of this item under C-05AA-22111.
Unfortunately the delivery date is for May 9, 2005.

Would it be possible to order the 5 EA Delores is requesting below from the
vendor provided. If so, let me know and I'll have someone put in a new
requisition.

Thanks for all your help.

Angel R. Melendez
Supply Management Specialist
GSA Eastern Distribution Center
Telephone (609) 499-7000
Fax (609) 499-9221


GSA Global Supply: Safe. Simple. Global. Guaranteed.
Learn more about GSA Global Supply at the GSA Expo in San Diego, CA, May 3
- 5, 2005.
For additional information, go to Expo.gsa.gov
----- Forwarded by Angel R. Melendez/3FL-B/R03/GSA/GOV on 03/10/2005 11:33
AM -----

"Trott CIV	To: olivia.vigier@gsa.gov,
Delores W"	robert.wallace@gsa.gov
<delores.trott	cc: angel.melendez@gsa.gov,
"Wilson SSgt	Billy W"
@usmc.mil>	David L"
<billy.w.wilson@usmc.mil>, "Lanier CIV	
<david.l.lanier@usmc.mil>	Subject: RE: emergency order
03/10/2005	(472280) C00 9887
of deleted item	
11:15 AM	

Olivia,

We have just found a company that has these pumps available for delivery in
1 week:

COMPANY: MATT MARSHALL
POC: MR. WHEELER



.PHONE: 1-800-632-1274

APPROXIMATE COST: \$1,500.00 EACH.

Is there anyway we could get GSA to purchase 5 pumps for us. Your assistance in this matter is greatly appreciated.

Thanks,
Delores

Delores W. Trott GS-09
Supervisory General Supply Specialist
Bldg 1606, Office #1
Fir St. Camp Lejeune, NC 28542
(910) 451-5163
Fax: (910) 451-0341
Email: delores.trott@usmc.mil

-----Original Message-----

From: olivia.vigier@gsa.gov [mailto:olivia.vigier@gsa.gov]
Sent: Wednesday, March 09, 2005 15:28
To: robert.wallace@gsa.gov
Cc: angel.melendez@gsa.gov; Wilson SSgt Billy W; Lanier CIV David L;
Trott CIV Delores W; Bender Civ Linda J; miguel.luzunaris@gsa.gov
Subject: Re: emergency order of deleted item (472280) C00 9887

Bob,

The purchase order number is C-05AA-22111 and has a delivery date of 4/8/05. I have just received an email from the contracting officer changing the delivery date to May 9, 2005. The vendor stated that it will take 6-8 weeks.


Thanks
Olivia Vigier
Inventory Manager
Eastern Distribution Center
P: (609) 499-3839 & (609) 499-7000
F: (609) 499-4052

GSA Global Supply: Safe. Simple. Global. Guaranteed.
Learn more about GSA Global Supply at the GSA Expo in San Diego, CA, May 3 - 5, 2005.
For additional information go to Expo.gsa.gov

Robert E. To: "Trott CIV Delores W"
Wallace Jr. <delores.trott@usmc.mil>, Olivia

Vigier/CONTRACTOR/3FL-B/R03/GSA/GOV, Miguel A.
03/07/2005 Luzunaris/3FL-B/R03/GSA/GOV,
07:37 PM angel.melendez@gsa.gov

cc: "Wilson SSgt Billy W"
<billy.w.wilson@usmc.mil>,
"Lanier CIV David L" <david.l.lanier@usmc.mil>



"Bender Civ Linda J"

<linda.bender@usmc.mil>

of deleted item

Subject: Re: emergency order

(472280) C00 9887

Angel/Olivia, Can you please provide status on this.

----- Original Message -----

From: "Trott CIV Delores W" [delores.trott@usmc.mil]

Sent: 03/07/2005 04:00 PM

To: robert.wallace@gsa.gov

Cc: "Wilson SSgt Billy W" <billy.w.wilson@usmc.mil>; "Lanier CIV David L"

<david.l.lanier@usmc.mil>; "Bender Civ Linda J" <linda.bender@usmc.mil>

Subject: RE: emergency order of deleted item (472280) C00 9887

High visibility on this. It is now critical that we have these available for Base Maintenance. Can you provide me with status. Mr .Don Gurganus needs to know as soon as possible.

Thanks,
Delores

Delores W. Trott GS-09
Supervisory General Supply Specialist
Bldg 1606, Office #1
Fir St. Camp Lejeune, NC 28542
(910) 451-5163
Fax: (910) 451-0341
Email: delores.trott@usmc.mil

> -----Original Message-----

> From: Trott CIV Delores W

> Sent: Monday, February 28, 2005 9:56

> To: 'robert.wallace@gsa.gov'

> Cc: Wilson SSgt Billy W; Lanier CIV David L; Bender Civ Linda J

> Subject: emergency order of deleted item (472280) C00 9887

> Importance: High

>

>

> Bob,

>

> On 21 January 2005, GSA deleted 4320 01 C00 9887, pump, sump, water/steam operated..

>

> Mr. Don Gurganus from Base Maintenance contacted us because he states he uses approximately 150 annually. It takes 6 weeks to get these pumps, after ordered. It's a Penberthy pump.

>


> Needed this reloaded and ordered.

>

> Thanks,
> Delores

>

>



>
> Delores W. Trott GS-09
> Supervisory General Supply Specialist
> Bldg 1606, Office #1
> Fir St. Camp Lejeune, NC 28542
> (910) 451-5163
> Fax: (910) 451-0341
> Email: delores.trott@usmc.mil
>

