



U.S. Department
of Transportation
**National Highway
Traffic Safety
Administration**

**DOT HS 807 633
Final Report**

December 1989

**Analysis of Insurance Premiums
and Payouts for 1987-1988
Designated High Theft Rate
Passenger Cars
Volume II**

The United States Government does not endorse products or manufactures. Trade or manufacturer's names appear only because they are considered essential to the object of this report.

APPENDIX A

Theft Rates for Insured Vehicles Stratified
by Calendar Year, Vehicle Age, Make and Series

Table A 1. Theft Rates for 1983 Model Year Vehicles During Calendar Year 1983

Make	Series	Number of Thefts	Exposure (Insured Vehicle Years)	Theft Rate (* 1000)
UNMARKED ANCESTORS				
PASSENGER CARS				
ALFA ROMEO	GTV6 2D	1	90	11.11
AUDI	4000 4D	2	1412	1.42
BUICK	CENTURY 2D	1	2183	0.46
	CENTURY 4D	18	17001	1.06
	SKYHAWK 2D	8	7314	1.09
	SKYHAWK 4D	1	3867	0.26
	SKYHAWK SW	1	2310	0.43
	SKYLARK 2D	3	4348	0.69
	SKYLARK 4D	10	12069	0.83
	CADILLAC	BROUGHAM 2D	18	1253
BROUGHAM 4D		54	6638	8.13
CIMARRON 4D		15	4083	3.67
CHEVROLET	CAPRICE 4D	93	22691	4.10
	CAPRICE SW	27	9300	2.90
	CAVALIER 2D	17	15137	1.12
	CAVALIER 4D	11	16424	0.67
	CAVALIER SW	4	12044	0.33
	CELEBRITY 2D	5	3292	1.52
	CELEBRITY 4D	12	16559	0.72
	CHEVETTE 2D	22	14635	1.50
	CHEVETTE 4D	13	15277	0.85
	CITATION 4D	6	7365	0.81
	IMPALA 4D	15	4859	3.09
	MALIBU 4D	16	7062	2.27
	MALIBU SW	12	8030	1.49
	MONTE CARLO 2D	115	18179	6.33
CHRY/PLYM/MITS	COLT 2D	2	3238	0.62
	SAPPORO 2D	5	2336	2.14
CHRYSLER	CORDOBA	6	3508	1.71
	E CLASS 4D	2	7616	0.26
	NEW YORKER 4D (E BODY)	8	5972	1.34
DATSUN/NISSAN	PULSAR 2D	18	11859	1.52
	PULSAR 4D	2	1997	1.00
	SENTRA 2D	36	28851	1.25
	SENTRA 4D	15	11316	1.33
	SENTRA SW	4	10533	0.38
	STANZA 2D	3	2192	1.37
	STANZA 4D	8	9696	0.83
DODGE	400 2D CONV	3	959	3.13
	400 4D	4	1945	2.06
	MIRADA 2D	6	1189	5.05
	OMNI 4D	6	8725	0.69
	OMNI/CHARGER 2D	10	7464	1.34
	SHELBY CHARGER 2D	2	1025	1.95
DODGE/MITSUBISHI	CHALLENGER	12	3172	3.78
	COLT 4D	3	2729	1.10
FORD	ESCORT 2D	33	30408	1.09
	ESCORT 4D	8	13668	0.59
	ESCORT SW	7	15680	0.45
	EXP 2D	7	3889	1.80
	FAIRMONT FUTURA 2D	3	2125	1.41
	FAIRMONT FUTURA 4D	5	6556	0.76
	FORD LTD 2D	5	2827	1.77

Table A 1. Theft Rates for 1983 Model Year Vehicles During Calendar Year 1983

Make	Series	Number of Thefts	Exposure (Insured Vehicle Years)	Theft Rate (* 1000)
UNMARKED ANCESTORS				
PASSENGER CARS				

FORD				
	FORD LTD 4D	7	12870	0.54
	FORD LTD SW	1	2913	0.34
	LTD 4D	12	14605	0.82
	LTD SW	1	6706	0.15
GM OF CANADA	PARISIENNE 4D	6	889	6.75
HONDA	ACCORD 4D	57	36916	1.54
	ACCORD LX 2D	21	13199	1.59
	CIVIC CVCC 3D	20	17710	1.13
	CIVIC CVCC 4D	12	12177	0.99
	CIVIC CVCC SW	1	7193	0.14
	PRELUDE	8	4945	1.62
MERCURY	LN7 2D	2	689	2.90
	LYNX 2D	9	6505	1.38
	LYNX 4D	3	3218	0.93
	LYNX SW	2	2936	0.68
	MARQUIS 4D	6	6463	0.93
	ZEPHYR 4D	4	1492	2.68
OLDSMOBILE	CUST. CRUISER SW	13	4869	2.67
	FIRENZA 2D	1	2166	0.46
	FIRENZA 4D	2	2831	0.71
	OMEGA 4D	8	6135	1.30
OPEL/ISUZU	I-MARK 4D RWD	1	1467	0.68
PEUGEOT	505 4D	10	2262	4.42
PLYMOUTH	HORIZON 2D	13	7718	1.68
	HORIZON 4D	7	9733	0.72
PONTIAC	6000 2D	1	1266	0.79
	6000 4D	10	9824	1.02
	J2000/2000 2D	5	6345	0.79
	J2000/2000 4D	4	5094	0.79
	PHOENIX 2D	2	1359	1.47
	T1000/1000 2D	2	2449	0.82
RENAULT/EAGLE	ALLIANCE 2D	2	12710	0.16
	ALLIANCE 4D	13	18379	0.71
	FUEGO 2D	4	1948	2.05
SUBARU	HATCHBACK	3	2489	1.21
TOYOTA	COROLLA TERCEL 2D	36	16603	2.17
VOLKSWAGEN	JETTA SEDAN	2	1379	1.45
	QUANTUM 4D	1	912	1.10
VOLVO	240 4D	5	10082	0.50
	240 SW	12	5846	2.05
	760/740 4D	3	1439	2.08
	Subtotal:	1055	721628	1.46
MARKED ANCESTORS				
PASSENGER CARS				

BMW	320 I 2D	41	7852	5.22
	528 E 4D	10	1736	5.76
	533 I 4D	3	532	5.64

Table A 1. Theft Rates for 1983 Model Year Vehicles During Calendar Year 1983

Make	Series	Number of Thefts	Exposure (Insured Vehicle Years)	Theft Rate (* 1000)
MARKED ANCESTORS				
PASSENGER CARS				
BUICK	ELECTRA SW RWD	9	1526	5.90
	LESABRE 2D	37	7098	5.21
	LESABRE 4D	62	19690	3.15
	LESABRE SW	6	1666	3.60
	+REGAL 2D RWD	182	31443	5.79
	+REGAL 4D	34	10433	3.26
	+REGAL SW	2	3040	0.66
	RIVIERA 2D	115	9960	11.55
	RIVIERA 2D CONV	3	145	20.69
CADILLAC	ELDORADO 2D	216	13151	16.42
	SEVILLE 4D	47	5088	9.24
CHEVROLET	CAMARO	224	28106	7.97
CHRYSLER	LEBARON 2D	4	4535	0.88
	LEBARON 2D CONV	4	1820	2.20
	LEBARON 4D	10	6411	1.56
	LEBARON SW	5	2124	2.35
DODGE	NEW YORKER 4D RWD	58	19496	2.97
	600 4D	10	6719	1.49
	ARIES 2D	4	4177	0.96
	ARIES 4D	7	8081	0.87
	ARIES SW	3	5927	0.51
FORD	MUSTANG	41	15665	2.62
	MUSTANG CONV	14	3153	4.44
	THUNDERBIRD 2D	25	15561	1.61
JAGUAR	XJ6	4	1664	2.40
LINCOLN	CONTINENTAL 4D	6	2128	2.82
	LINCOLN CONT. 4D	7	6083	1.15
	MARK VI 2D	9	1960	4.59
	MARK VI 4D	3	2490	1.20
MAZDA	626 SEDAN	8	7238	1.11
	+626/MX-6 2D	8	3285	2.44
	+GLC 2D	4	4355	0.92
	+GLC SEDAN	8	5683	1.41
	+GLC WAGON	1	879	1.14
MERCEDES BENZ	240 D 4D	5	3051	1.64
	300 D 4D	12	4478	2.68
	300 SD 4D	13	3477	3.74
	300 TD SW	4	383	10.44
	+380 SEL 4D	5	666	7.51
	+380 SL CONV	7	1469	4.77
	+CAPRI	7	2887	2.42
MERCURY	COUGAR 2D	15	9568	1.57
	MITSUBISHI	CORDIA 2D	2	2153
MITSUBISHI	TREDIA 4D	1	2226	0.45
	OLDSMOBILE	+CIERA 2D	11	5524
+CIERA 4D		43	23748	1.81
+CUTLASS 2D		266	40285	6.60
+CUTLASS 4D		52	14221	3.66
+CUTLASS SW		6	4225	1.42
DELTA-88 2D		50	14407	3.47
DELTA-88 4D		101	29342	3.44
TORONADO		70	7425	9.43

Table A 1. Theft Rates for 1983 Model Year Vehicles During Calendar Year 1983

Make	Series	Number of Thefts	Exposure (Insured Vehicle Years)	Theft Rate (* 1000)	

MARKED ANCESTORS					
PASSENGER CARS					
PLYMOUTH	GRAN FURY 4D	2	1477	1.35	
	RELIANT 2D	4	4889	0.82	
	RELIANT 4D	4	9476	0.42	
	RELIANT SW	3	6363	0.47	
PONTIAC	BONNEVILLE 4D	17	11834	1.44	
	BONNEVILLE SW	2	2724	0.73	
	FIREBIRD	98	12573	7.79	
	+GRAND PRIX	115	17266	6.66	
PORSCHE	911 COUPE	21	564	37.23	
SAAB	SAAB 900 2D	5	2634	1.90	
	SAAB 900 4D	8	2341	3.42	
SUBARU	HARDTOP/XT 2D	3	2787	1.08	
TOYOTA	CAMRY 4D	15	7271	2.06	
	CELICA	106	28694	3.69	
	COROLLA 2D	95	18212	5.22	
	+STARLET LIFTBACK	2	1919	1.04	
VOLKSWAGEN	+RABBIT 2D	38	6607	5.75	
	+RABBIT SEDAN	2	4513	0.44	
	SCIROCCO	2	636	3.14	
		Subtotal:	2446	583215	4.19
ANTI-THEFT EXEMPT					
ANCESTORS					
PASSENGER CARS					

AUDI	5000 4D	23	6308	3.65	
BMW	*733 I 4D	10	656	15.24	
DATSUN/NISSAN	*240/260/280/300	78	8141	9.58	
	*240/260/280/300 2+2	22	3130	7.03	
	*810/MAXIMA SEDAN	48	14055	3.42	
	*810/MAXIMA WAGON	1	2278	0.44	
MAZDA	RX-7 COUPE	139	14655	9.48	
MITSUBISHI	STARION 2D	5	1350	3.70	
OPEL/ISUZU	IMPULSE 2D	2	932	2.15	
TOYOTA	*CELICA SUPRA	70	6293	11.12	
	*CRESSIDA 4D	43	8822	4.87	
	*CRESSIDA SW	1	799	1.25	
		Subtotal:	442	67419	6.56
		Passenger Total:	3943	1372262	2.87
MPVS					

AMC/EAGLE	EAGLE 4D	2	901	2.22	
	EAGLE SW	1	4391	0.23	
CHEVROLET TRUCK	10 PICKUP 1/2T	179	20176	8.87	
	10 PICKUP 1/2T 4X4	43	7288	5.90	
	20 PICKUP 3/4T	16	3204	4.99	
	20 PICKUP 3/4T 4X4	16	2756	5.81	
	30 CHASSIS CAB 1T	4	130	30.77	
	30 PICKUP 1T	9	783	11.49	

Table A 1. Theft Rates for 1983 Model Year Vehicles During Calendar Year 1983

Make	Series	Number of Thefts	Exposure (Insured Vehicle Years)	Theft Rate (* 1000)
MPVS				
CHEVROLET TRUCK				
	30 PICKUP 1T 4X4	2	317	6.31
	BLAZER 1/2T 4X4	30	4479	6.70
	CHEVYVAN 1/2T	5	2770	1.81
	CHEVYVAN 1T	2	215	9.30
	CHEVYVAN 3/4T	36	11952	3.01
	EL CAMINO	6	2992	2.01
	S10 BLAZER	7	511	13.70
	S10 PICKUP	21	18835	1.11
	SPORTVAN 3/4T	2	2999	0.67
	SUBURBAN 1/2T	8	2450	3.27
	SUBURBAN 1/2T 4X4	1	994	1.01
	SUBURBAN 3/4T 4X4	1	382	2.62
	T10 BLAZER 4X4	18	1864	9.66
	T10 PICKUP 4X4	7	7719	0.91
DATSUN/NISSAN	CHASSIS CAB	1	8	125.00
	KING CAB P/U 4X2	7	3499	2.00
	KING CAB P/U 4X4	7	1625	4.31
	PICKUP LONG 4X4	1	162	6.17
	PICKUP SHORT 4X2	15	3826	3.92
DODGE TRUCK	AD150 UTILITY	3	1596	1.88
	AW150 UTILITY	2	2476	0.81
	B150 VAN MPV	1	227	4.41
	B150 VAN TRK/INC	17	4349	3.91
	B250 VAN TRK/INC	26	5231	4.97
	B350 VAN TRK/INC	1	160	6.25
	D100/D150 PICKUP	14	7785	1.80
	RAM50/D50 P/U SH 4X2	2	2101	0.95
	RAM50/D50 P/U SH 4X4	1	927	1.08
	W100/W150 PICKUP	1	1652	0.61
FORD TRUCK	BRONCO	24	7725	3.11
	E100 ECONO CARGO VAN	8	2499	3.20
	E150 ECONO CARGO VAN	38	12888	2.95
	E150 ECONO CLUB WGN	2	3043	0.66
	E250 ECONO CARGO VAN	3	641	4.68
	E250 ECONO CLUB WGN	1	326	3.07
	E350 ECONO CARGO VAN	3	600	5.00
	F100 PICKUP 4X2	19	11014	1.73
	F150 PICKUP 4X2	18	16264	1.11
	F150 PICKUP 4X4	24	10073	2.38
	F250 PICKUP 4X2	6	4908	1.22
	F250 PICKUP 4X4	7	4385	1.60
	F350 CHASSIS C 4X2	2	204	9.80
	F350 PICKUP 4X2	1	659	1.52
	RANGER PICKUP 4X2	47	38957	1.21
	RANGER PICKUP 4X4	9	6245	1.44
GMC TRUCK	1500 PICKUP 1/2T	57	5392	10.57
	1500 PICKUP 1/2T 4X4	9	1605	5.61
	2500 PICKUP 3/4T	8	968	8.26
	2500 PICKUP 3/4T 4X4	5	802	6.23
	3500 CHASSIS CAB 1T	1	40	25.00
	JIMMY 1/2T 4X4	7	1000	7.00
	RALLY WAGON 3/4T	1	632	1.58
	S15 PICKUP	4	3323	1.20
	SUBURBAN 1/2T	1	727	1.38

Table A 1. Theft Rates for 1983 Model Year Vehicles During Calendar Year 1983

Make	Series	Number of Thefts	Exposure (Insured Vehicle Years)	Theft Rate (* 1000)
MPVS				
GMC TRUCK				
	T15 JIMMY 4X4	1	344	2.91
	VANDURA 1/2T	1	417	2.40
	VANDURA 3/4T	12	4077	2.84
JEEP	CHEROKEE 4X4	1	1044	0.96
	CJ-7 ROADSTER	37	7379	5.01
	DJ5/CJ5 ROADSTER	1	659	1.52
	SCRAMBLER	3	839	3.58
	WAGONEER/G. WAGONEER	17	2834	6.00
MAZDA	B SER. LONG P/U 4X2	7	3977	1.76
	B SER. STD P/U 4X2	7	6631	1.06
OPEL/ISUZU	P/U LN 1/2T 4X2	1	710	1.41
SUBARU	DL/GL 4D SEDAN	8	6364	1.26
	DL/GL SW	5	6796	0.74
	DL/GL SW 4WD	7	7761	0.90
TOYOTA	PICKUP LN 1/2T 4X4	19	4425	4.29
	PICKUP LONG 1/2T	16	7735	2.07
	PICKUP SHORT 1/2T	7	5251	1.33
	Subtotal:	970	335895	2.89
	Total:	4913	1708157	2.88

+ Series subject to the Theft Prevention Standard in 1988 only.

* Series also had passive anti-theft device in 1985-1986.

Table A 2. Theft Rates for 1984 Model Year Vehicles During Calendar Year 1984

Make	Series	Number of Thefts	Exposure (Insured Vehicle Years)	Theft Rate (* 1000)
UNMARKED ANCESTORS				
PASSENGER CARS				
ALFA ROMEO	SPIDER CONV	2	395	5.06
AUDI	4000 2D	1	333	3.00
	4000 4D	7	3220	2.17
BUICK	CENTURY 2D	4	3235	1.24
	CENTURY 4D	55	32254	1.71
	SKYHAWK 2D	16	17712	0.90
	SKYHAWK 4D	9	7631	1.18
	SKYHAWK SW	1	2402	0.42
	SKYLARK 2D	5	4745	1.05
	SKYLARK 4D	12	16777	0.72
CADILLAC	BROUGHAM 2D	9	1125	8.00
	BROUGHAM 4D	45	7552	5.96
	CIMARRON 4D	8	3970	2.02
CHEVROLET	CAPRICE 2D	11	4168	2.64
	CAPRICE 4D	91	25968	3.50
	CAPRICE SW	34	11502	2.96
	CAVALIER 2D	22	30513	0.72
	CAVALIER 4D	31	34973	0.89
	CAVALIER CONV	1	484	2.07
	CAVALIER SW	6	21720	0.28
	CELEBRITY 2D	6	6469	0.93
	CELEBRITY 4D	48	30526	1.57
	CELEBRITY SW	8	12726	0.63
	CHEVETTE 2D	22	22883	0.96
	CHEVETTE 4D	22	19190	1.15
	CITATION 4D	5	6763	0.74
	IMPALA 4D	5	5320	0.94
	MONTE CARLO 2D	208	31101	6.69
CHRY/PLYM/MITS	COLT 2D	2	4643	0.43
CHRYSLER	E CLASS 4D	4	5588	0.72
	NEW YORKER 4D (E BODY)	9	14026	0.64
DATSUN/NISSAN	PULSAR 2D	17	9381	1.81
	SENTRA 2D	38	24204	1.57
	SENTRA 4D	22	11980	1.84
	SENTRA SW	6	9673	0.62
	STANZA 4D	13	11261	1.15
DODGE	OMNI 4D	13	14380	0.90
	OMNI/CHARGER 2D	13	10380	1.25
	SHELBY CHARGER 2D	4	1585	2.52
FORD	ESCORT 2D	53	40527	1.31
	ESCORT 4D	13	18335	0.71
	ESCORT SW	9	18417	0.49
	EXP 2D	8	4814	1.66
	FORD LTD 2D	1	2902	0.34
	FORD LTD 4D	13	20283	0.64
	FORD LTD SW	2	4449	0.45
	LTD 4D	11	20732	0.53
	LTD SW	3	8792	0.34
	TEMPO 2D	25	21766	1.15
	TEMPO 4D	40	50126	0.80

Table A 2. Theft Rates for 1984 Model Year Vehicles During Calendar Year 1984

Make	Series	Number of Thefts	Exposure (Insured Vehicle Years)	Theft Rate (* 1000)	
UNMARKED ANCESTORS PASSENGER CARS					
HONDA	ACCORD 2D	4	7856	0.51	
	ACCORD 4D	63	51076	1.23	
	ACCORD LX 2D	16	11450	1.40	
	CIVIC CVCC 3D	9	15154	0.59	
	CIVIC CVCC/CRX 2D	6	11423	0.53	
	PRELUDE	23	14403	1.60	
MERCURY	LYNX 2D	6	7009	0.86	
	LYNX 4D	2	3168	0.63	
	MARQUIS 4D	11	18189	0.60	
	TOPAZ 2D	3	5765	0.52	
	TOPAZ 4D	2	14200	0.14	
OLDSMOBILE	CUST. CRUISER SW	19	6652	2.86	
	FIRENZA 2D	1	3151	0.32	
	FIRENZA 4D	11	7326	1.50	
	OMEGA 2D	3	2339	1.28	
	OMEGA 4D	7	7054	0.99	
PEUGEOT	505 4D	3	3172	0.95	
PLYMOUTH	HORIZON 2D	10	11747	0.85	
	HORIZON 4D	14	17937	0.78	
PONTIAC	6000 2D	2	1750	1.14	
	6000 4D	37	16635	2.22	
	J2000/2000 2D	16	14312	1.12	
	J2000/2000 4D	7	10881	0.64	
	PARISIENNE 4D	10	8368	1.20	
	PHOENIX 2D	1	1197	0.84	
	T1000/1000 2D	4	3895	1.03	
	T1000/1000 4D	4	2541	1.57	
PORSCHE	944 COUPE	10	3785	2.64	
RENAULT/EAGLE	ALLIANCE 2D	13	11333	1.15	
	ALLIANCE 4D	11	10639	1.03	
	ENCORE 4D	3	4411	0.68	
	FUEGO 2D	1	662	1.51	
SUBARU	HATCHBACK	2	3477	0.58	
TOYOTA	COROLLA TERCEL 2D	4	9525	0.42	
	COROLLA TERCEL 4D	8	5143	1.56	
	TERCEL SW 4WD	6	8229	0.73	
VOLKSWAGEN	JETTA SEDAN	15	7862	1.91	
	QUANTUM SW	4	2676	1.49	
VOLVO	240 2D	3	1329	2.26	
	240 4D	11	14250	0.77	
	760/740 4D	5	2216	2.26	
		Subtotal:	1403	1058088	1.33
MARKED ANCESTORS PASSENGER CARS					
BMW	318 I 2D	53	13816	3.84	
	325/325 E/325 ES 2D	3	1621	1.85	
	528 E 4D	4	1533	2.61	
	633 CSI 2D	1	349	2.87	

Table A 2. Theft Rates for 1984 Model Year Vehicles During Calendar Year 1984

Make	Series	Number of Thefts	Exposure (Insured Vehicle Years)	Theft Rate (* 1000)
MARKED ANCESTORS				
PASSENGER CARS				
BUICK	ELECTRA 2D RWD	2	1126	1.78
	ELECTRA 4D RWD	54	10109	5.34
	ELECTRA SW RWD	16	2753	5.81
	LESABRE 2D	34	8101	4.20
	LESABRE 4D	83	26254	3.16
	+REGAL 2D RWD	186	34938	5.32
	+REGAL 4D	19	10450	1.82
CADILLAC	RIVIERA 2D	103	11676	8.82
	DEVILLE 2D RWD	71	12194	5.82
	DEVILLE 4D RWD	64	13716	4.67
	ELDORADO 2D	153	14686	10.42
CHEVROLET	SEVILLE 4D	59	7017	8.41
	CAMARO	333	45328	7.35
CHRYSLER	LASER 2D	27	13418	2.01
	LEBARON 2D	9	6045	1.49
	LEBARON 2D CONV	5	3365	1.49
	LEBARON 4D	7	9786	0.72
	LEBARON SW	1	2352	0.43
	NEW YORKER 4D RWD	40	15375	2.60
DODGE	600 2D	2	2600	0.77
	600 4D	10	6480	1.54
	ARIES 2D	2	2717	0.74
	ARIES 4D	5	10325	0.48
	ARIES SW	4	5464	0.73
	DAYTONA 2D	31	10468	2.96
FORD	MUSTANG	48	19942	2.41
	MUSTANG CONV	6	2538	2.36
	THUNDERBIRD 2D	34	29075	1.17
JAGUAR	XJ6	12	2362	5.08
LINCOLN	CONTINENTAL 4D	6	3189	1.88
	LINCOLN CONT. 4D	16	10754	1.49
MAZDA	MARK VII 2D	5	3331	1.50
	626 SEDAN	21	15074	1.39
	+626/MX-6 2D	15	5124	2.93
	+GLC 2D	6	5021	1.19
MERCEDES BENZ	+GLC SEDAN	12	6733	1.78
	190 E 4D	4	2931	1.36
	300 D 4D	10	4283	2.33
	300 SD 4D	10	3123	3.20
	300 TD SW	2	373	5.36
	380 SE 4D	6	874	6.86
	+380 SL CONV	7	1611	4.35
MERCURY	+CAPRI	6	2795	2.15
	COUGAR 2D	33	23449	1.41
MITSUBISHI	CORDIA 2D	1	3373	0.30
	TREDIA 4D	6	3086	1.94
OLDSMOBILE	98 2D RWD	6	2475	2.42
	98 4D RWD	70	15735	4.45
	+CIERA 2D	12	8651	1.39
	+CIERA 4D	61	38706	1.58
	+CUTLASS 2D	375	59154	6.34
	+CUTLASS 4D	48	20618	2.33
	DELTA-88 2D	56	17258	3.24
	DELTA-88 4D	117	39533	2.96

Table A 2. Theft Rates for 1984 Model Year Vehicles During Calendar Year 1984

Make	Series	Number of Thefts	Exposure (Insured Vehicle Years)	Theft Rate (* 1000)

MARKED ANCESTORS				
PASSENGER CARS				

OLDSMOBILE	TORONADO	63	8688	7.25
PLYMOUTH	RELIANT 2D	4	3464	1.15
	RELIANT 4D	14	13717	1.02
	RELIANT SW	5	6360	0.79
PONTIAC	BONNEVILLE 4D	17	14852	1.14
	FIERO 2D	85	26898	3.16
	FIREBIRD	210	24616	8.53
PORSCHE	+GRAND PRIX	126	17010	7.41
	911 COUPE	3	415	7.23
	911 TARGA/CABRIOLET	4	654	6.12
SAAB	928 COUPE	2	414	4.83
SAAB	SAAB 900 2D	11	4168	2.64
SUBARU	HARDTOP/XT 2D	6	3743	1.60
TOYOTA	CAMRY 4D	53	23853	2.22
	CELICA	111	23141	4.80
	COROLLA 2D	16	9353	1.71
	COROLLA SEDAN	57	30448	1.87
	+STARLET LIFTBACK	2	215	9.30
VOLKSWAGEN	+RABBIT 2D	64	11055	5.79
	+RABBIT SEDAN	6	6752	0.89
	SCIROCCO	10	3437	2.91
	Subtotal:	3261	888486	3.67
ANTI-THEFT EXEMPT				
ANCESTORS				
PASSENGER CARS				

AUDI	5000 4D	21	11678	1.80
BMW	*733 I 4D	3	1146	2.62
CHEVROLET	*CORVETTE	113	11807	9.57
DATSUN/NISSAN	*240/260/280/300	40	11676	3.43
	*240/260/280/300 2+2	15	4944	3.03
	*810/MAXIMA SEDAN	53	18479	2.87
MAZDA	RX-7 COUPE	117	10190	11.48
MITSUBISHI	STARION 2D	9	1425	6.32
OPEL/ISUZU	IMPULSE 2D	2	3806	0.53
TOYOTA	*CELICA SUPRA	78	6665	11.70
	*CRESSIDA 4D	57	8403	6.78
	Subtotal:	508	90219	5.63
	Passenger Total:	5172	2036793	2.54

MPVS				

AMC/EAGLE	EAGLE SW	3	3751	0.80
CHEVROLET TRUCK	10 PICKUP 1/2T	250	28506	8.77
	10 PICKUP 1/2T 4X4	73	11486	6.36
	20 CHASSIS C 3/4T	1	26	38.46
	20 CREW C P/U 3/4T	1	324	3.09
	20 PICKUP 3/4T	28	4277	6.55

Table A 2. Theft Rates for 1984 Model Year Vehicles During Calendar Year 1984

Make	Series	Number of Thefts	Exposure (Insured Vehicle Years)	Theft Rate (* 1000)
MPVS				
CHEVROLET TRUCK				
	20 PICKUP 3/4T 4X4	28	4139	6.76
	30 CHASSIS CAB 1T	9	181	49.72
	30 CREW C P/U 1T	7	755	9.27
	30 PICKUP 1T	12	586	20.48
	BLAZER 1/2T 4X4	40	7463	5.36
	CHEVYVAN 1/2T	16	3071	5.21
	CHEVYVAN 1T	4	348	11.49
	CHEVYVAN 3/4T	55	14075	3.91
	EL CAMINO	9	3977	2.26
	S10 BLAZER	21	8683	2.42
	S10 PICKUP	25	24066	1.04
	SPORTVAN 1/2T	1	387	2.58
	SPORTVAN 3/4T	3	3966	0.76
	SUBURBAN 1/2T	19	4025	4.72
	SUBURBAN 1/2T 4X4	3	1679	1.79
	SUBURBAN 3/4T	2	1306	1.53
	SUBURBAN 3/4T 4X4	2	629	3.18
	T10 BLAZER 4X4	41	23060	1.78
	T10 PICKUP 4X4	11	7316	1.50
DATSUN/NISSAN	CHASSIS CAB	2	60	33.33
	KING CAB P/U 4X2	19	10759	1.77
	KING CAB P/U 4X4	20	7044	2.84
	PICKUP LONG 4X2	3	2528	1.19
	PICKUP LONG 4X4	6	1121	5.35
	PICKUP SHORT 4X2	18	16398	1.10
	PICKUP SHORT 4X4	10	2339	4.28
DODGE TRUCK	AD150 UTILITY	3	2650	1.13
	AW150 UTILITY	4	3217	1.24
	B150 VAN MPV	1	3334	0.30
	B150 VAN TRK/INC	9	3516	2.56
	B250 VAN TRK/INC	31	7377	4.20
	B350 VAN TRK/INC	1	286	3.50
	CARAVAN WAGON	6	14394	0.42
	D100/D150 PICKUP	13	12759	1.02
	D250 PICKUP	1	1586	0.63
	MINI RAM VAN	3	918	3.27
	RAM50/D50 P/U SH 4X2	5	5736	0.87
	RAM50/D50 P/U SH 4X4	4	2149	1.86
	W100/W150 PICKUP	5	3007	1.66
	W250 PICKUP	3	791	3.79
FORD TRUCK	BRONCO	22	9443	2.33
	BRONCO II 4X4	42	35867	1.17
	E150 ECONO CARGO VAN	45	18437	2.44
	E150 ECONO CLUB WGN	2	3027	0.66
	E250 ECONO CARGO VAN	5	827	6.05
	E350 ECONO CARGO VAN	2	614	3.26
	E350 PARCEL VAN	1	9	111.11
	F150 PICKUP 4X2	75	37014	2.03
	F150 PICKUP 4X4	31	13592	2.28
	F150 SUPER P/U 4X2	14	4222	3.32
	F250 PICKUP 4X2	14	6014	2.33
	F250 PICKUP 4X4	14	6488	2.16
	F250 SUPER P/U 4X2	1	2202	0.45
	F250 SUPER P/U 4X4	2	1188	1.68

Table A 2. Theft Rates for 1984 Model Year Vehicles During Calendar Year 1984

Make	Series	Number of Thefts	Exposure (Insured Vehicle Years)	Theft Rate (* 1000)
MPVS				
FORD TRUCK				
	F350 CHASSIS C 4X2	6	283	21.20
	F350 PICKUP 4X2	2	678	2.95
	RANGER PICKUP 4X2	28	29865	0.94
	RANGER PICKUP 4X4	15	9170	1.64
GMC TRUCK				
	1500 PICKUP 1/2T	83	8463	9.81
	1500 PICKUP 1/2T 4X4	6	2398	2.50
	2500 PICKUP 3/4T	10	1400	7.14
	2500 PICKUP 3/4T 4X4	4	1157	3.46
	3500 CHASSIS CAB 1T	1	73	13.70
	3500 CREW C P/U 1T	2	280	7.14
	3500 PICKUP 1T	1	190	5.26
	3500 PICKUP 1T 4X4	1	134	7.46
	JIMMY 1/2T 4X4	10	1417	7.06
	S15 JIMMY	1	1783	0.56
	S15 PICKUP	5	4814	1.04
	SUBURBAN 1/2T	1	1158	0.86
	SUBURBAN 1/2T 4X4	1	489	2.04
	SUBURBAN 3/4T	1	406	2.46
	T15 JIMMY 4X4	9	4906	1.83
	T15 PICKUP 4X4	1	1599	0.63
	VANDURA 3/4T	19	4127	4.60
JEEP				
	CHEROKEE 4X4	20	12837	1.56
	CJ-7 ROADSTER	40	8386	4.77
	J20 LONG PICKUP	1	79	12.66
	SCRAMBLER	1	627	1.59
	WAGONEER	13	4196	3.10
	WAGONEER/G. WAGONEER	8	3043	2.63
MAZDA				
	B SER. LONG P/U 4X2	11	6023	1.83
	B SER. STD P/U 4X2	23	18397	1.25
MITSUBISHI	PICKUP STD 4X4	1	360	2.78
OPEL/ISUZU				
	P/U LN 1/2T 4X2	1	2887	0.35
	P/U SH 1/2T 4X2	5	2491	2.01
PLYMOUTH TRUCK	VOYAGER WAGON	5	13620	0.37
SUBARU				
	BRAT 4X4	2	854	2.34
	DL/GL 4D SEDAN	16	7646	2.09
	DL/GL SW	6	7120	0.84
	DL/GL SW 4WD	4	10339	0.39
	GL 4D 4WD	3	909	3.30
TOYOTA				
	LAND CRUISER SW	4	758	5.28
	P/U SH 1/2T 4X4	25	4893	5.11
	P/U X CAB 1/2T 4X4	35	5625	6.22
	P/U XTRA CAB 1/2T	21	6570	3.20
	PICKUP LN 1/2T 4X4	29	4212	6.89
	PICKUP LONG 1/2T	9	9016	1.00
	PICKUP SHORT 1/2T	20	7862	2.54
	VAN 4X2	14	9166	1.53
VOLKSWAGEN				
	VANAGON CAMPER	2	977	2.05
	Subtotal:	1627	622678	2.61

Table A 2. Theft Rates for 1984 Model Year Vehicles During Calendar Year 1984

Make	Series	Number of Thefts	Exposure (Insured Vehicle Years)	Theft Rate (* 1000)
Total:		6799	2659471	2.56

+ Series subject to the Theft Prevention Standard in 1988 only.

* Series also had passive anti-theft device in 1985-1986.

Table A 3. Theft Rates for 1983 Model Year Vehicles During Calendar Year 1984

Make	Series	Number of Thefts	Exposure (Insured Vehicle Years)	Theft Rate (* 1000)
UNMARKED ANCESTORS				
PASSENGER CARS				
ALFA ROMEO	GTV6 2D	2	223	8.97
	SPIDER CONV	1	425	2.35
AUDI	4000 2D	1	1060	0.94
	4000 4D	2	3042	0.66
BUICK	CENTURY 2D	9	4509	2.00
	CENTURY 4D	60	34111	1.76
	SKYHAWK 2D	14	12399	1.13
	SKYHAWK 4D	7	6820	1.03
	SKYHAWK SW	1	3937	0.25
	SKYLARK 2D	7	7245	0.97
	SKYLARK 4D	22	21281	1.03
CADILLAC	BROUGHAM 2D	15	1819	8.25
	BROUGHAM 4D	59	10067	5.86
	CIMARRON 4D	17	6981	2.44
CHEVROLET	CAPRICE 4D	112	39946	2.80
	CAPRICE SW	29	15876	1.83
	CAVALIER 2D	21	25528	0.82
	CAVALIER 4D	19	29269	0.65
	CAVALIER SW	13	21179	0.61
	CELEBRITY 2D	6	6571	0.91
	CELEBRITY 4D	33	33325	0.99
	CHEVETTE 2D	28	23871	1.17
	CHEVETTE 4D	25	29132	0.86
	CITATION 2D	7	6401	1.09
	CITATION 4D	12	14648	0.82
	IMPALA 4D	13	8001	1.62
	MALIBU 4D	39	12377	3.15
	MALIBU SW	18	13061	1.38
	MONTE CARLO 2D	164	31699	5.17
CHRÝ/PLYM/MITS	COLT 2D	7	5737	1.22
	COLT 4D	1	3594	0.28
	SAPORO 2D	5	4294	1.16
CHRYSLER	CORDOBA	6	5148	1.17
	E CLASS 4D	9	13740	0.66
	IMPERIAL 2D	3	447	6.71
	NEW YORKER 4D (E BODY)	12	12944	0.93
DATSUN/NISSAN	PULSAR 2D	34	21441	1.59
	PULSAR 4D	1	3240	0.31
	SENTRA 2D	63	47883	1.32
	SENTRA 4D	23	19639	1.17
	SENTRA SW	13	17855	0.73
	STANZA 2D	4	3725	1.07
	STANZA 4D	27	20277	1.33
DODGE	400 2D	2	4462	0.45
	400 4D	5	3712	1.35
	MIRADA 2D	6	2021	2.97
	OMNI 4D	12	15392	0.78
	OMNI/CHARGER 2D	17	12378	1.37
	SHELBY CHARGER 2D	3	2668	1.12
DODGE/MITSUBISHI	CHALLENGER	13	5455	2.38
	COLT 4D	1	4934	0.20

Table A 3. Theft Rates for 1983 Model Year Vehicles During Calendar Year 1984

Make	Series	Number of Thefts	Exposure (Insured Vehicle Years)	Theft Rate (* 1000)
UNMARKED ANCESTORS PASSENGER CARS				
FORD	ESCORT 2D	47	51465	0.91
	ESCORT 4D	24	25567	0.94
	ESCORT SW	11	26143	0.42
	EXP 2D	17	7023	2.42
	FAIRMONT FUTURA 2D	2	3392	0.59
	FAIRMONT FUTURA 4D	11	15616	0.70
	FORD LTD 2D	8	4233	1.89
	FORD LTD 4D	13	19574	0.66
	FORD LTD SW	1	4834	0.21
	LTD 4D	13	29122	0.45
	LTD SW	4	12296	0.33
GM OF CANADA	PARISIENNE 4D	7	3781	1.85
HONDA	ACCORD 2D	10	9611	1.04
	ACCORD 4D	60	57152	1.05
	ACCORD LX 2D	18	20128	0.89
	CIVIC CVCC 3D	19	26798	0.71
	CIVIC CVCC 4D	19	18636	1.02
	CIVIC CVCC SW	1	11072	0.09
	PRELUDE	22	14446	1.52
MERCURY	LN7 2D	1	1297	0.77
	LYNX 2D	20	12050	1.66
	LYNX 4D	12	6803	1.76
	LYNX SW	1	5543	0.18
	MARQUIS 4D	8	13167	0.61
	ZEPHYR 4D	6	3800	1.58
	ZEPHYR Z-7	1	802	1.25
OLDSMOBILE	CUST. CRUISER SW	20	7698	2.60
	FIRENZA 4D	2	5311	0.38
	OMEGA 2D	7	3740	1.87
	OMEGA 4D	10	11038	0.91
OPEL/ISUZU	I-MARK 4D RWD	2	3163	0.63
PEUGEOT	505 4D	8	3831	2.09
PLYMOUTH	HORIZON 2D	19	12410	1.53
	HORIZON 4D	5	16645	0.30
PONTIAC	6000 2D	4	2699	1.48
	6000 4D	27	20027	1.35
	J2000/2000 2D	16	11011	1.45
	J2000/2000 4D	6	9546	0.63
	PHOENIX 2D	1	2849	0.35
	T1000/1000 2D	2	4786	0.42
	T1000/1000 4D	5	4305	1.16
PORSCHE	944 COUPE	13	5689	2.29
RENAULT/EAGLE	18I 4D	5	1165	4.29
	18I SW	1	961	1.04
	ALLIANCE 2D	16	18712	0.86
	ALLIANCE 4D	33	27596	1.20
	FUEGO 2D	17	5749	2.96
	LE CAR 2D	5	2322	2.15
SUBARU	HATCHBACK	6	4571	1.31
TOYOTA	COROLLA TERCEL 2D	24	25426	0.94
	COROLLA TERCEL 4D	26	19942	1.30
	TERCEL SW 4WD	12	13448	0.89

Table A 3. Theft Rates for 1983 Model Year Vehicles During Calendar Year 1984

Make	Series	Number of Thefts	Exposure (Insured Vehicle Years)	Theft Rate (* 1000)
UNMARKED ANCESTORS				
PASSENGER CARS				
VOLKSWAGEN	JETTA 2D	3	989	3.03
	JETTA SEDAN	6	3062	1.96
	QUANTUM 4D	3	2355	1.27
	QUANTUM SW	1	968	1.03
VOLVO	240 2D	6	3402	1.76
	240 4D	20	16386	1.22
	760/740 4D	5	3191	1.57
	Subtotal:	1715	1335133	1.28
MARKED ANCESTORS				
PASSENGER CARS				
BMW	320 I 2D	40	8973	4.46
	528 E 4D	16	3591	4.46
	533 I 4D	4	1163	3.44
	633 CSI 2D	7	586	11.95
BUICK	ELECTRA SW RWD	8	2593	3.09
	LESABRE 2D	28	11205	2.50
	LESABRE 4D	73	32044	2.28
	LESABRE SW	5	2703	1.85
	+REGAL 2D RWD	281	53339	5.27
	+REGAL 4D	43	18053	2.38
	+REGAL SW	3	4861	0.62
	RIVIERA 2D	125	15761	7.93
	RIVIERA 2D CONV	2	358	5.59
CADILLAC	ELDORADO 2D	199	21058	9.45
	SEVILLE 4D	63	8320	7.57
CHEVROLET	CAMARO	343	51107	6.71
CHRYSLER	LEBARON 2D	5	7281	0.69
	LEBARON 2D CONV	6	3343	1.79
	LEBARON 4D	9	11335	0.79
	LEBARON SW	2	4064	0.49
	NEW YORKER 4D RWD	51	30133	1.69
DODGE	600 4D	7	12471	0.56
	ARIES 2D	5	6876	0.73
	ARIES 4D	10	17015	0.59
	ARIES SW	5	10069	0.50
	DIPLOMAT 4D	1	2577	0.39
FORD	MUSTANG	73	30000	2.43
	MUSTANG CONV	13	7181	1.81
	THUNDERBIRD 2D	67	40839	1.64
JAGUAR	XJ6	13	2640	4.92
LINCOLN	CONTINENTAL 4D	7	4190	1.67
	LINCOLN CONT. 4D	17	13532	1.26
	MARK VI 2D	4	3546	1.13
	MARK VI 4D	3	4437	0.68
MAZDA	626 SEDAN	24	12470	1.92
	+626/MX-6 2D	15	5565	2.70
	+GLC 2D	10	6971	1.43
	+GLC SEDAN	12	9036	1.33
	+GLC WAGON	1	1411	0.71

Table A 3. Theft Rates for 1983 Model Year Vehicles During Calendar Year 1984

Make	Series	Number of Thefts	Exposure (Insured Vehicle Years)	Theft Rate (* 1000)
MARKED ANCESTORS				
PASSENGER CARS				
MERCEDES BENZ	240 D 4D	1	4819	0.21
	300 D 4D	7	6934	1.01
	300 SD 4D	9	5564	1.62
	300 TD SW	2	724	2.76
	+380 SEC 2D	2	458	4.37
	+380 SEL 4D	4	1159	3.45
	+380 SL CONV	12	2330	5.15
MERCURY	+CAPRI	14	6819	2.05
	COUGAR 2D	28	24159	1.16
MITSUBISHI	CORDIA 2D	13	4124	3.15
	TREDIA 4D	6	4335	1.38
OLDSMOBILE	+CIERA 2D	10	10181	0.98
	+CIERA 4D	62	42433	1.46
	+CUTLASS 2D	382	66421	5.75
	+CUTLASS 4D	54	24529	2.20
	+CUTLASS SW	5	6921	0.72
	DELTA-88 2D	61	21167	2.88
	DELTA-88 4D	79	44787	1.76
	TORONADO	77	12308	6.26
PLYMOUTH	GRAN FURY 4D	3	2171	1.38
	RELIANT 2D	8	7905	1.01
	RELIANT 4D	11	18665	0.59
	RELIANT SW	3	10826	0.28
PONTIAC	BONNEVILLE 4D	59	22539	2.62
	BONNEVILLE SW	6	4890	1.23
	FIREBIRD	152	23953	6.35
	+GRAND PRIX	185	31997	5.78
PORSCHE	911 COUPE	7	875	8.00
	928 COUPE	3	562	5.34
SAAB	SAAB 900 2D	12	4426	2.71
	SAAB 900 4D	11	3896	2.82
SUBARU	HARDTOP/XT 2D	6	5419	1.11
TOYOTA	CAMRY 4D	37	15041	2.46
	CELICA	176	46135	3.81
	COROLLA 2D	81	27280	2.97
	COROLLA SEDAN	42	18309	2.29
	+STARLET LIFTBACK	3	2756	1.09
VOLKSWAGEN	+RABBIT 2D	37	12059	3.07
	+RABBIT SEDAN	6	9704	0.62
	SCIROCCO	6	2248	2.67
	Subtotal:	3282	1044525	3.14
ANTI-THEFT EXEMPT				
ANCESTORS				
PASSENGER CARS				
AUDI	5000 4D	24	8512	2.82
BMW	*733 I 4D	7	1308	5.35
DATSUN/NISSAN	*240/260/280/300	127	15458	8.22
	*240/260/280/300 2+2	27	6039	4.47
	*810/MAXIMA SEDAN	55	21266	2.59

Table A 3. Theft Rates for 1983 Model Year Vehicles During Calendar Year 1984

Make	Series	Number of Thefts	Exposure (Insured Vehicle Years)	Theft Rate (* 1000)
ANTI-THEFT EXEMPT				
ANCESTORS				
PASSENGER CARS				
MAZDA	RX-7 COUPE	223	24622	9.06
MITSUBISHI	STARION 2D	18	2234	8.06
OPEL/ISUZU	IMPULSE 2D	3	2907	1.03
TOYOTA	*CELICA SUPRA	103	9371	10.99
	*CRESSIDA 4D	63	13737	4.59
	*CRESSIDA SW	2	1325	1.51
	Subtotal:	652	106779	6.11
	Passenger Total:	5649	2486437	2.27
MPVS				
AMC/EAGLE	EAGLE SW	1	6756	0.15
CHEVROLET TRUCK	10 PICKUP 1/2T	261	38859	6.72
	10 PICKUP 1/2T 4X4	42	11569	3.63
	20 PICKUP 3/4T	21	5782	3.63
	20 PICKUP 3/4T 4X4	16	4305	3.72
	30 CHASSIS CAB 1T	4	244	16.39
	30 PICKUP 1T	6	1389	4.32
	BLAZER 1/2T 4X4	37	6982	5.30
	CHEVYVAN 1/2T	7	3927	1.78
	CHEVYVAN 1T	1	321	3.12
	CHEVYVAN 3/4T	58	21447	2.70
	EL CAMINO	16	5963	2.68
	S10 BLAZER	8	4182	1.91
	S10 PICKUP	24	34131	0.70
	SPORTVAN 1/2T	1	466	2.15
	SUBURBAN 1/2T	14	3935	3.56
	SUBURBAN 1/2T 4X4	1	1522	0.66
	T10 BLAZER 4X4	36	16108	2.23
	T10 PICKUP 4X4	15	12317	1.22
DAISUN/NISSAN	KING CAB P/U 4X2	18	9945	1.81
	KING CAB P/U 4X4	14	4405	3.18
	PICKUP LONG 4X4	2	699	2.86
	PICKUP SHORT 4X2	17	11123	1.53
	PICKUP SHORT 4X4	2	1865	1.07
DODGE TRUCK	AD150 UTILITY	3	2528	1.19
	AW150 UTILITY	10	3779	2.65
	B150 VAN MPV	1	665	1.50
	B150 VAN TRK/INC	17	6453	2.63
	B250 VAN TRK/INC	32	8613	3.72
	B350 VAN TRK/INC	2	216	9.26
	D100/D150 PICKUP	24	13321	1.80
	RAM50/D50 P/U SH 4X2	4	4615	0.87
	W100/W150 PICKUP	3	2531	1.19
FORD TRUCK	BRONCO	18	11365	1.58
	E100 ECONO CARGO VAN	5	3734	1.34
	E150 ECONO CARGO VAN	42	22403	1.87
	E150 ECONO CLUB WGN	1	4876	0.21
	E250 ECONO CLUB WGN	1	595	1.68
	E350 ECONO CARGO VAN	4	1061	3.77

Table A 3. Theft Rates for 1983 Model Year Vehicles During Calendar Year 1984

Make	Series	Number of Thefts	Exposure (Insured Vehicle Years)	Theft Rate (* 1000)
MPVS				
FORD TRUCK				
	F100 PICKUP 4X2	39	20617	1.89
	F150 PICKUP 4X2	53	29759	1.78
	F150 PICKUP 4X4	25	14811	1.69
	F250 PICKUP 4X2	19	8608	2.21
	F250 PICKUP 4X4	15	6838	2.19
	F350 CHASSIS C 4X2	4	343	11.66
	F350 PICKUP 4X2	1	1151	0.87
	RANGER PICKUP 4X2	64	55534	1.15
	RANGER PICKUP 4X4	18	10718	1.68
GMC TRUCK	1500 PICKUP 1/2T	86	10531	8.17
	1500 PICKUP 1/2T 4X4	3	2471	1.21
	2500 PICKUP 3/4T	9	1711	5.26
	2500 PICKUP 3/4T 4X4	4	1231	3.25
	3500 CHASSIS CAB 1T	2	73	27.40
	JIMMY 1/2T 4X4	5	1712	2.92
	S15 JIMMY	1	866	1.15
	S15 PICKUP	6	6407	0.94
	SUBURBAN 1/2T	2	1237	1.62
	SUBURBAN 1/2T 4X4	1	524	1.91
	T15 JIMMY 4X4	7	2980	2.35
	T15 PICKUP 4X4	3	2520	1.19
	VANDURA 3/4T	21	7710	2.72
JEEP	CHEROKEE 4X4	2	1446	1.38
	CJ-7 ROADSTER	56	11557	4.85
	DJ5/CJ5 ROADSTER	6	951	6.31
	SCRAMBLER	1	1291	0.77
	WAGONEER/G. WAGONEER	6	4219	1.42
MAZDA	B SER. LONG P/U 4X2	5	5750	0.87
	B SER. STD P/U 4X2	9	11225	0.80
OPEL/ISUZU	P/U LN 1/2T 4X2	3	1967	1.53
	P/U SH 1/2T 4X2	2	1874	1.07
	P/U SH 1/2T 4X4	3	864	3.47
PLYMOUTH TRUCK	SCAMP PICKUP	1	794	1.26
SUBARU	BRAT 4X4	4	1389	2.88
	DL/GL 4D SEDAN	12	12243	0.98
	DL/GL SW	12	12923	0.93
	DL/GL SW 4WD	10	14181	0.71
TOYOTA	LAND CRUISER SW	1	1241	0.81
	P/U SH 1/2T 4X4	31	9108	3.40
	PICKUP LN 1/2T 4X4	53	7723	6.86
	PICKUP LONG 1/2T	33	15258	2.16
	PICKUP SHORT 1/2T	30	9968	3.01
VOLKSWAGEN	VANAGON	1	2204	0.45
	Subtotal:	1458	611525	2.38
	Total:	7107	3097962	2.29

+ Series subject to the Theft Prevention Standard in 1988 only.

* Series also had passive anti-theft device in 1985-1986.

Table A 4. Theft Rates for 1985 Model Year Vehicles During Calendar Year 1985

Make	Series	Number of Thefts	Exposure (Insured Vehicle Years)	Theft Rate (* 1000)
UNMARKED ANCESTORS				
PASSENGER CARS				
ALFA ROMEO	SPIDER CONV	1	535	1.87
AUDI	4000 4D	4	3252	1.23
	GT COUPE 2D	1	551	1.81
BUICK	CENTURY 2D	4	2535	1.58
	CENTURY 4D	75	39121	1.92
	SKYHAWK 2D	10	10099	0.99
	SKYHAWK 4D	4	3756	1.06
	SKYLARK 4D	15	16723	0.90
	SOMERSET 2D	18	19469	0.92
CADILLAC	BROUGHAM 2D	8	1602	4.99
	BROUGHAM 4D	50	8058	6.21
	CIMARRON 4D	11	3592	3.06
CHEVROLET	CAPRICE 2D	8	3459	2.31
	CAPRICE 4D	67	24115	2.78
	CAPRICE SW	30	9076	3.31
	CAVALIER 2D	24	27257	0.88
	CAVALIER 4D	31	29521	1.05
	CAVALIER SW	4	12889	0.31
	CELEBRITY 2D	6	6472	0.93
	CELEBRITY 4D	43	37680	1.14
	CELEBRITY SW	11	15583	0.71
	CHEVETTE 2D	12	9026	1.33
	CHEVETTE 4D	7	6628	1.06
	IMPALA 4D	10	4984	2.01
	MONTE CARLO 2D	245	21323	11.49
	SPECTRUM 4D	7	4446	1.57
CHRY/PLYM/MITS	COLT 4D	6	3686	1.63
CHRYSLER	NEW YORKER 4D (E BODY)	30	13036	2.30
DATSUN/NISSAN	PULSAR 2D	18	13289	1.35
	SENTRA 2D	47	25214	1.86
	SENTRA 4D	36	14701	2.45
	SENTRA SW	4	7369	0.54
	STANZA 4D	15	11903	1.26
DODGE	OMNI 4D	19	18127	1.05
	OMNI/CHARGER 2D	21	12359	1.70
	SHELBY CHARGER 2D	11	1898	5.80
FORD	ESCORT 2D	73	35668	2.05
	ESCORT 4D	8	6175	1.30
	ESCORT SW	10	4761	2.10
	EXP 2D	15	8166	1.84
	FORD LTD 2D	5	3154	1.59
	FORD LTD 4D	16	24341	0.66
	FORD LTD SW	4	4627	0.86
	LTD 4D	21	23978	0.88
	LTD SW	1	6997	0.14
	TEMPO 2D	14	13440	1.04
	TEMPO 4D	49	40513	1.21
HONDA	ACCORD 2D	6	9535	0.63
	ACCORD 4D	70	54469	1.29
	ACCORD LX 2D	7	10355	0.68
	CIVIC CVCC 3D	11	16630	0.66
	CIVIC CVCC 4D	13	14905	0.87
	CIVIC CVCC/CRX 2D	21	17035	1.23

Table A 4. Theft Rates for 1985 Model Year Vehicles During Calendar Year 1985

Make	Series	Number of Thefts	Exposure (Insured Vehicle Years)	Theft Rate (* 1000)
UNMARKED ANCESTORS				
PASSENGER CARS				
HONDA				
	PRELUDE	28	18861	1.48
MERCURY	LYNX 2D	7	7750	0.90
	LYNX 4D	3	2714	1.11
	LYNX SW	1	642	1.56
	MARQUIS 4D	12	18486	0.65
	MARQUIS SW	1	1633	0.61
	TOPAZ 2D	2	2968	0.67
	TOPAZ 4D	9	10432	0.86
MITSUBISHI	MIRAGE 2D	10	2789	3.59
OLDSMOBILE	CALAIS 2D	32	23971	1.33
	CUST. CRUISER SW	4	3635	1.10
	FIRENZA 2D	1	1109	0.90
	FIRENZA 4D	5	4919	1.02
	FIRENZA SW	2	1410	1.42
OPEL/ISUZU	I-MARK 4D RWD	1	728	1.37
PEUGEOT	505 4D	4	3207	1.25
PLYMOUTH	HORIZON 2D	23	14069	1.63
	HORIZON 4D	23	22452	1.02
PONTIAC	6000 2D	5	1473	3.39
	6000 4D	54	21249	2.54
	6000 SW	1	2873	0.35
	GRAND AM 2D	39	19041	2.05
	J2000/2000 2D	7	9734	0.72
	J2000/2000 4D	10	6966	1.44
	PARISIENNE 4D	18	11540	1.56
	PARISIENNE SW	6	3140	1.91
	T1000/1000 2D	1	1374	0.73
PORSCHE	944 COUPE	8	3492	2.29
RENAULT/EAGLE	ALLIANCE 2D	14	7241	1.93
	ALLIANCE 4D	7	6991	1.00
	ALLIANCE CONV	1	1075	0.93
	ENCORE 4D	1	2721	0.37
SUBARU	HATCHBACK	2	2516	0.79
TOYOTA	COROLLA TERCEL 2D	9	10032	0.90
	COROLLA TERCEL 4D	5	4290	1.17
	TERCEL SW 2WD	9	4398	2.05
	TERCEL SW 4WD	6	5721	1.05
VOLKSWAGEN	GOLF 2D	14	6211	2.25
	GOLF 4D	4	4807	0.83
	JETTA 2D	7	3715	1.88
	JETTA SEDAN	15	12077	1.24
	QUANTUM 4D	5	1666	3.00
	QUANTUM SW	6	732	8.20
VOLVO	240 4D	2	8768	0.23
	240 SW	1	6004	0.17
	760/740 4D	17	7864	2.16
	Subtotal:	1699	1057569	1.61

Table A 4. Theft Rates for 1985 Model Year Vehicles During Calendar Year 1985

Make	Series	Number of Thefts	Exposure (Insured Vehicle Years)	Theft Rate (* 1000)	
MARKED ANCESTORS					
PASSENGER CARS					
AUDI	4000 QUATTRO 4D 4WD	3	729	4.12	
BMW	318 I 2D	9	3142	2.86	
	318 I 4D	2	2264	0.88	
	325/325 E/325 ES 2D	9	3940	2.28	
	528 E 4D	6	1982	3.03	
	535 I/535 IS 4D	3	985	3.05	
BUICK	ELECTRA 2D FWD	2	1488	1.34	
	ELECTRA 4D FWD	35	29507	1.19	
	LESABRE 2D	29	7001	4.14	
	LESABRE 4D	62	24137	2.57	
	+REGAL 2D RWD	192	22146	8.67	
CADILLAC	RIVIERA 2D	102	10511	9.70	
	DEVILLE 2D FWD	38	11094	3.43	
	DEVILLE 4D FWD	62	24231	2.56	
	ELDORADO 2D	146	13866	10.53	
	SEVILLE 4D	50	6407	7.80	
CAPRI/MERKUR	XR4TI 2D	1	1071	0.93	
CHEVROLET	CAMARO	406	33171	12.24	
	NOVA 4D	1	1507	0.66	
CHRYSLER	LASER 2D	27	12511	2.16	
	LEBARON 2D	6	6236	0.96	
	LEBARON 2D CONV	3	3222	0.93	
	LEBARON 4D	12	10017	1.20	
	LEBARON GTS 4D	15	10453	1.43	
	LEBARON SW	1	1448	0.69	
	NEW YORKER 4D RWD	30	23616	1.27	
DODGE	600 2D	3	2666	1.13	
	600 4D	8	5908	1.35	
	ARIES 2D	6	4203	1.43	
	ARIES 4D	15	9918	1.51	
	ARIES SW	1	5071	0.20	
	DAYTONA 2D	21	11227	1.87	
	DIPLOMAT 4D	7	5666	1.24	
	LANCER 4D	13	6996	1.86	
	FORD	MUSTANG	98	31896	3.07
		MUSTANG CONV	5	3058	1.64
THUNDERBIRD 2D		36	26666	1.35	
JAGUAR	XJ-S 2D	1	766	1.31	
	XJ6	11	3495	3.15	
LINCOLN	CONTINENTAL 4D	5	3512	1.42	
	LINCOLN CONT. 4D	28	15910	1.76	
	MARK VII 2D	2	2464	0.81	
MAZDA	626 SEDAN	54	17430	3.10	
	+626/MX-6 2D	27	6722	4.02	
	+GLC 2D	9	5764	1.56	
	+GLC SEDAN	26	7896	3.29	
MERCEDES BENZ	190 E 4D	11	5398	2.04	
	300 CD 2D	1	421	2.38	
	300 D 4D	8	4619	1.73	
	300 SD 4D	4	1793	2.23	
	300 TD SW	1	528	1.89	
	380 SE 4D	8	1956	4.09	
	+380 SL CONV	9	2226	4.04	

Table A 4. Theft Rates for 1985 Model Year Vehicles During Calendar Year 1985

Make	Series	Number of Thefts	Exposure (Insured Vehicle Years)	Theft Rate (* 1000)
MARKED ANCESTORS				
PASSENGER CARS				

MERCEDES BENZ				
	+500 SEL 4D	10	1169	8.55
MERCURY	+CAPRI	13	3294	3.95
	COUGAR 2D	52	22722	2.29
MITSUBISHI	CORDIA 2D	2	2369	0.84
	TREDIA 4D	12	2850	4.21
OLDSMOBILE	98 2D FWD	6	4435	1.35
	98 4D FWD	51	38063	1.34
	+CIERA 2D	10	7659	1.31
	+CIERA 4D	68	44730	1.52
	+CUTLASS 2D	237	37037	6.40
	+CUTLASS 4D	35	12321	2.84
	+CUTLASS SW	5	7563	0.66
	DELTA-88 2D	31	11282	2.75
	DELTA-88 4D	73	32647	2.24
	TORONADO	33	7163	4.61
PLYMOUTH	CARAVELLE 4D	10	7129	1.40
	GRAN FURY 4D	6	2694	2.23
	RELIANT 2D	6	5048	1.19
	RELIANT 4D	20	11404	1.75
	RELIANT SW	8	5443	1.47
PONTIAC	BONNEVILLE 4D	30	8421	3.56
	FIERO 2D	87	14725	5.91
	FIREBIRD	252	18684	13.49
	+GRAND PRIX	114	10776	10.58
PORSCHE	911 COUPE	1	380	2.63
	911 TARGA/CABRIOLET	6	560	10.71
SAAB	SAAB 900 2D	2	5318	0.38
	SAAB 900 4D	3	4427	0.68
SUBARU	HARDTOP/XT 2D	6	1262	4.75
TOYOTA	CAMRY 4D	100	32273	3.10
	CELICA	110	18747	5.87
	COROLLA 2D	54	11421	4.73
	COROLLA SEDAN	58	30614	1.89
	MR2	25	4490	5.57
VOLKSWAGEN	SCIROCCO	8	2521	3.17
	Subtotal:	3214	892498	3.60
ANTI-THEFT EXEMPT				
ANCESTORS				
PASSENGER CARS				

AUDI	5000 4D	24	10212	2.35
BMW	*735 I 4D	3	1094	2.74
CHEVROLET	*CORVETTE	96	8668	11.08
CHRY/PLYM/MITS	CONQUEST 2D	2	556	3.60
DATSUN/NISSAN	*240/260/280/300	52	13105	3.97
	*240/260/280/300 2+2	11	4716	2.33
	*810/MAXIMA SEDAN	25	20785	1.20
	*810/MAXIMA WAGON	2	4187	0.48

Table A 4. Theft Rates for 1985 Model Year Vehicles During Calendar Year 1985

Make	Series	Number of Thefts	Exposure (Insured Vehicle Years)	Theft Rate (* 1000)
ANTI-THEFT EXEMPT				
ANCESTORS				
PASSENGER CARS				
MAZDA	RX-7 COUPE	186	17687	10.52
MITSUBISHI	GALANT 4D	3	2593	1.16
	STARION 2D	8	1687	4.74
OPEL/ISUZU	IMPULSE 2D	4	2470	1.62
TOYOTA	*CELICA SUPRA	61	6356	9.60
	*CRESSIDA 4D	35	9713	3.60
	*CRESSIDA SW	2	673	2.97
	Subtotal:	514	104502	4.92
	Passenger Total:	5427	2054569	2.64
MPVS				
AMC/EAGLE	EAGLE SW	1	2249	0.44
CHEVROLET TRUCK	10 PICKUP 1/2T	377	32854	11.48
	10 PICKUP 1/2T 4X4	92	13207	6.97
	20 PICKUP 3/4T	40	4936	8.10
	20 PICKUP 3/4T 4X4	20	4362	4.59
	30 CHASSIS CAB 1T	4	226	17.70
	30 CREW C P/U 1T	9	559	16.10
	30 CREW C P/U 1T 4X4	1	107	9.35
	30 PICKUP 1T	6	591	10.15
	30 PICKUP 1T 4X4	1	311	3.22
	ASTRO CARGO VAN	8	5946	1.35
	ASTRO VAN	7	5283	1.33
	BLAZER 1/2T 4X4	65	6942	9.36
	CHEVYVAN 1/2T	3	1989	1.51
	CHEVYVAN 1T	5	401	12.47
	CHEVYVAN 3/4T	56	12105	4.63
	EL CAMINO	14	3167	4.42
	S10 BLAZER	22	12869	1.71
	S10 PICKUP	39	28475	1.37
	SPORTVAN 3/4T	2	2893	0.69
	SUBURBAN 1/2T	71	5128	13.85
	SUBURBAN 1/2T 4X4	7	2144	3.26
	SUBURBAN 3/4T	4	1464	2.73
	SUBURBAN 3/4T 4X4	2	757	2.64
	T10 BLAZER 4X4	77	28506	2.70
	T10 PICKUP 4X4	8	8259	0.97
DATSUN/NISSAN	KING CAB P/U 4X2	28	14154	1.98
	KING CAB P/U 4X4	16	8781	1.82
	PICKUP LONG 4X2	8	2642	3.03
	PICKUP LONG 4X4	4	780	5.13
	PICKUP SHORT 4X2	54	22112	2.44
	PICKUP SHORT 4X4	12	3995	3.00
DODGE TRUCK	AD150 UTILITY	2	4114	0.49
	AW150 UTILITY	9	3884	2.32
	B150 VAN MPV	1	2264	0.44
	B150 VAN TRK/INC	5	2475	2.02
	B250 VAN MPV	1	2513	0.40
	B250 VAN TRK/INC	20	6634	3.01

Table A 4. Theft Rates for 1985 Model Year Vehicles During Calendar Year 1985

Make	Series	Number of Thefts	Exposure (Insured Vehicle Years)	Theft Rate (* 1000)
MPVS				
DODGE TRUCK				
	B350 VAN TRK/INC	3	398	7.54
	CARAVAN WAGON	15	29193	0.51
	D100/D150 PICKUP	26	16099	1.62
	MINI RAM VAN	2	2511	0.80
	RAM50/D50 P/U SH 4X2	12	10048	1.19
	W100/W150 PICKUP	9	4691	1.92
	W250 PICKUP	1	1122	0.89
	W350 PICKUP	1	468	2.14
FORD TRUCK				
	BRONCO	27	10575	2.55
	BRONCO II 4X4	23	23258	0.99
	E150 ECONO CARGO VAN	49	19276	2.54
	E150 ECONO CLUB WGN	2	3086	0.65
	E250 ECONO CARGO VAN	1	1298	0.77
	E250 ECONO CLUB WGN	1	430	2.33
	F150 PICKUP 4X2	84	39015	2.15
	F150 PICKUP 4X4	38	16883	2.25
	F150 SUPER P/U 4X2	20	5512	3.63
	F250 PICKUP 4X2	23	6610	3.48
	F250 PICKUP 4X4	27	8395	3.22
	F250 SUPER P/U 4X2	10	3185	3.14
	F250 SUPER P/U 4X4	5	2083	2.40
	F350 CHASSIS C 4X2	3	426	7.04
	F350 CREW C P/U 4X2	2	773	2.59
	RANGER PICKUP 4X2	33	36560	0.90
	RANGER PICKUP 4X4	9	12162	0.74
GMC TRUCK				
	1500 PICKUP 1/2T	104	9010	11.54
	1500 PICKUP 1/2T 4X4	21	3026	6.94
	2500 PICKUP 3/4T	12	1390	8.63
	2500 PICKUP 3/4T 4X4	6	1336	4.49
	3500 CREW C P/U 1T	1	207	4.83
	3500 PICKUP 1T	2	208	9.62
	CABALLERO	2	338	5.92
	JIMMY 1/2T 4X4	7	1607	4.36
	RALLY WAGON 3/4T	1	570	1.75
	S15 JIMMY	5	2607	1.92
	S15 PICKUP	8	6062	1.32
	SAFARI CARGO VAN	1	1400	0.71
	SUBURBAN 1/2T	13	1487	8.74
	T15 JIMMY 4X4	11	6215	1.77
	VANDURA 3/4T	17	3043	5.59
JEEP				
	CHEROKEE 4X2	3	890	3.37
	CHEROKEE 4X4	32	22545	1.42
	CJ-7 ROADSTER	56	9159	6.11
	WAGONEER	10	3399	2.94
	WAGONEER/G. WAGONEER	4	2382	1.68
MITSUBISHI				
	MONTERO 4X4	1	786	1.27
OPEL/ISUZU				
	P/U LN 1/2T 4X2	2	2430	0.82
	P/U SH 1/2T 4X2	4	3670	1.09
	P/U SH 1/2T 4X4	1	376	2.66
PLYMOUTH TRUCK				
	VOYAGER WAGON	14	28894	0.48
SUBARU				
	BRAT 4X4	1	713	1.40
	DL/GL 4D SEDAN	5	9549	0.52
	DL/GL SW	4	7838	0.51
	DL/GL SW 4WD	4	10709	0.37

Table A 4. Theft Rates for 1985 Model Year Vehicles During Calendar Year 1985

Make	Series	Number of Thefts	Exposure (Insured Vehicle Years)	Theft Rate (* 1000)
MPVS				
SUBARU	GL 4D 4WD	4	2229	1.79
TOYOTA	4RUNNER PICKUP	20	2627	7.61
	4RUNNER WAGON	16	2001	8.00
	CARGO VAN 4X2	9	3969	2.27
	P/U SH 1/2T 4X4	19	9770	1.94
	P/U X CAB 1/2T 4X4	44	6412	6.86
	P/U XTRA CAB 1/2T	43	11519	3.73
	PICKUP LN 1/2T 4X4	35	3807	9.19
	PICKUP LONG 1/2T	23	8412	2.73
	PICKUP SHORT 1/2T	36	13520	2.66
	VAN 4X2	24	9332	2.57
VOLKSWAGEN	VANAGON	1	2330	0.43
	Subtotal:	2153	731909	2.94
	Total:	7580	2786478	2.72

+ Series subject to the Theft Prevention Standard in 1988 only.

* Series also had passive anti-theft device in 1985-1986.

Table A 5. Theft Rates for 1984 Model Year Vehicles During Calendar Year 1985

Make	Series	Number of Thefts	Exposure (Insured Vehicle Years)	Theft Rate (* 1000)
UNMARKED ANCESTORS				
PASSENGER CARS				
ALFA ROMEO	GTV6 2D	3	291	10.31
	SPIDER CONV	6	918	6.54
AUDI	4000 2D	2	551	3.63
	4000 4D	15	6285	2.39
	GT COUPE 2D	5	1366	3.66
BUICK	CENTURY 2D	10	5399	1.85
	CENTURY 4D	55	55001	1.00
	SKYHAWK 2D	42	33334	1.26
	SKYHAWK 4D	14	14940	0.94
	SKYHAWK SW	4	4870	0.82
	SKYLARK 2D	3	7481	0.40
	SKYLARK 4D	14	26940	0.52
CADILLAC	BROUGHAM 2D	11	1586	6.94
	BROUGHAM 4D	58	10612	5.47
	CIMARRON 4D	22	7912	2.78
	FLEETWOOD 4D	1	32	31.25
CHEVROLET	CAPRICE 2D	16	7421	2.16
	CAPRICE 4D	93	43770	2.12
	CAPRICE SW	38	19608	1.94
	CAVALIER 2D	48	54519	0.88
	CAVALIER 4D	57	64983	0.88
	CAVALIER SW	22	38083	0.58
	CELEBRITY 2D	7	10618	0.66
	CELEBRITY 4D	54	51095	1.06
	CELEBRITY SW	17	23870	0.71
	CHEVETTE 2D	55	39157	1.40
	CHEVETTE 4D	39	36194	1.08
	CITATION 2D	2	4162	0.48
	CITATION 4D	13	13978	0.93
	IMPALA 4D	22	8301	2.65
	MONTE CARLO 2D	332	48281	6.87
CHRY/PLYM/MITS	COLT 2D	11	6919	1.59
CHRYSLER	E CLASS 4D	6	11147	0.54
	NEW YORKER 4D (E BODY)	51	22879	2.23
DATSUN/NISSAN	PULSAR 2D	35	14433	2.42
	SENTRA 2D	64	39340	1.63
	SENTRA 4D	45	19734	2.28
	SENTRA SW	17	15994	1.06
	STANZA 2D	1	1104	0.91
	STANZA 4D	18	18192	0.99
DODGE	OMNI 4D	26	24813	1.05
	OMNI/CHARGER 2D	26	17792	1.46
	SHELBY CHARGER 2D	3	2595	1.16
DODGE/MITSUBISHI	COLT 2D	7	8947	0.78
	COLT 4D	4	4032	0.99
FIAT/BERTONE	X 1/9	1	86	11.63
FORD	ESCORT 2D	85	65127	1.31
	ESCORT 4D	38	32681	1.16
	ESCORT SW	17	29507	0.58
	EXP 2D	18	8807	2.04
	FORD LTD 2D	9	4738	1.90
	FORD LTD 4D	27	33075	0.82
	FORD LTD SW	2	7843	0.26

Table A 5. Theft Rates for 1984 Model Year Vehicles During Calendar Year 1985

Make	Series	Number of Thefts	Exposure (Insured Vehicle Years)	Theft Rate (* 1000)
UNMARKED ANCESTORS PASSENGER CARS				
FORD				
	LTD 4D	15	38003	0.39
	LTD SW	6	14394	0.42
	TEMPO 2D	54	35596	1.52
	TEMPO 4D	92	86734	1.06
HONDA	ACCORD 2D	18	13039	1.38
	ACCORD 4D	88	78080	1.13
	ACCORD LX 2D	25	18212	1.37
	CIVIC CVCC 3D	15	23798	0.63
	CIVIC CVCC 4D	7	14749	0.47
	CIVIC CVCC/CRX 2D	35	18163	1.93
	PRELUDE	41	24172	1.70
MERCURY	LYNX 2D	11	11715	0.94
	LYNX 4D	3	6005	0.50
	MARQUIS 4D	16	30400	0.53
	MARQUIS SW	2	4216	0.47
	TOPAZ 2D	6	9440	0.64
	TOPAZ 4D	14	24739	0.57
OLDSMOBILE	CUST. CRUISER SW	25	10630	2.35
	FIRENZA 2D	5	6248	0.80
	FIRENZA 4D	16	15158	1.08
	OMEGA 4D	3	11451	0.26
OPEL/ISUZU	I-MARK 4D RWD	3	2068	1.45
PEUGEOT	505 4D	3	5332	0.56
PLYMOUTH	HORIZON 2D	32	19793	1.62
	HORIZON 4D	28	29923	0.94
PONTIAC	2000 2D CONV	2	1750	1.14
	6000 2D	4	3041	1.32
	6000 4D	49	27941	1.75
	6000 SW	6	5887	1.02
	J2000/2000 2D	35	26205	1.34
	J2000/2000 4D	31	21930	1.41
	PARISIENNE 4D	24	15255	1.57
	PHOENIX 2D	1	2391	0.42
	T1000/1000 2D	5	7108	0.70
	T1000/1000 4D	11	5376	2.05
PORSCHE	944 COUPE	29	6305	4.60
RENAULT/EAGLE	ALLIANCE 2D	23	17687	1.30
	ALLIANCE 4D	20	18657	1.07
	ENCORE 2D	25	18124	1.38
	ENCORE 4D	7	8084	0.87
	FUEGO 2D	13	2695	4.82
SUBARU	HATCHBACK	1	5930	0.17
TOYOTA	COROLLA TERCEL 2D	22	15265	1.44
	COROLLA TERCEL 4D	18	8625	2.09
	TERCEL SW 2WD	6	8592	0.70
	TERCEL SW 4WD	12	12302	0.98
VOLKSWAGEN	JETTA 2D	8	2354	3.40
	JETTA SEDAN	20	12210	1.64
	QUANTUM 4D	5	457	10.94
	QUANTUM SW	4	6126	0.65

Table A 5. Theft Rates for 1984 Model Year Vehicles During Calendar Year 1985

Make	Series	Number of Thefts	Exposure (Insured Vehicle Years)	Theft Rate (* 1000)
UNMARKED ANCESTORS				
PASSENGER CARS				
VOLVO	240 2D	1	2112	0.47
	240 4D	8	22869	0.35
	240 SW	4	12657	0.32
	760/740 4D	10	4776	2.09
	Subtotal:	2558	1886122	1.36
MARKED ANCESTORS				
PASSENGER CARS				
AUDI	4000 QUATTRO 4D 4WD	3	1489	2.01
BMW	318 I 2D	75	19529	3.84
	325/325 E/325 ES 2D	12	4520	2.65
	528 E 4D	14	3544	3.95
	533 I 4D	2	1815	1.10
	633 CSI 2D	2	799	2.50
BUICK	ELECTRA 2D RWD	9	1456	6.18
	ELECTRA 4D RWD	43	13566	3.17
	ELECTRA SW RWD	17	4861	3.50
	LESABRE 2D	37	12582	2.94
	LESABRE 4D	108	40884	2.64
	+REGAL 2D RWD	373	59206	6.30
	+REGAL 4D	43	17228	2.50
	RIVIERA 2D	150	18517	8.10
CADILLAC	DEVILLE 2D RWD	102	17730	5.75
	DEVILLE 4D RWD	77	20747	3.71
	ELDORADO 2D	219	23724	9.23
	ELDORADO CONV	6	809	7.42
	SEVILLE 4D	81	11376	7.12
CHEVROLET	CAMARO	724	87868	8.24
CHRYSLER	LASER 2D	52	22764	2.28
	LEBARON 2D	11	10113	1.09
	LEBARON 2D CONV	14	5740	2.44
	LEBARON 4D	20	17505	1.14
	LEBARON SW	2	4275	0.47
	NEW YORKER 4D RWD	63	29154	2.16
DODGE	600 2D	9	5001	1.80
	600 4D	11	12102	0.91
	ARIES 2D	5	6108	0.82
	ARIES 4D	19	19051	1.00
	ARIES SW	2	10065	0.20
	DAYTONA 2D	62	17853	3.47
	DIPLOMAT 4D	2	4133	0.48
FORD	MUSTANG	104	39056	2.66
	MUSTANG CONV	12	5670	2.12
	THUNDERBIRD 2D	92	58464	1.57
JAGUAR	XJ-S 2D	4	693	5.77
	XJ6	5	3373	1.48
LINCOLN	CONTINENTAL 4D	19	7716	2.46
	LINCOLN CONT. 4D	39	24795	1.57
	MARK VII 2D	20	8874	2.25

Table A 5. Theft Rates for 1984 Model Year Vehicles During Calendar Year 1985

Make	Series	Number of Thefts	Exposure (Insured Vehicle Years)	Theft Rate (* 1000)
MARKED ANCESTORS				
PASSENGER CARS				
MAZDA	626 SEDAN	42	21954	1.91
	+626/MX-6 2D	20	7643	2.62
	+GLC 2D	10	7301	1.37
	+GLC SEDAN	21	10277	2.04
MERCEDES BENZ	190 D 4D	6	2244	2.67
	190 E 4D	10	5400	1.85
	300 CD 2D	3	586	5.12
	300 D 4D	10	6720	1.49
	300 SD 4D	16	4749	3.37
	+380 SL CONV	13	2423	5.37
	+500 SEC 2D	1	408	2.45
	+500 SEL 4D	2	766	2.61
MERCURY	+CAPRI	13	5648	2.30
	COUGAR 2D	82	45047	1.82
MITSUBISHI	TREDIA 4D	3	4755	0.63
OLDSMOBILE	98 2D RWD	13	2903	4.48
	98 4D RWD	70	19138	3.66
	+CIERA 2D	15	13116	1.14
	+CIERA 4D	79	61399	1.29
	+CUTLASS 2D	554	90558	6.12
	+CUTLASS 4D	87	31142	2.79
	+CUTLASS SW	10	11886	0.84
	DELTA-88 2D	82	25609	3.20
	DELTA-88 4D	132	63382	2.08
	TORONADO	80	15185	5.27
PLYMOUTH	GRAN FURY 4D	1	2455	0.41
	RELIANT 2D	6	7542	0.80
	RELIANT 4D	14	24549	0.57
	RELIANT SW	9	11541	0.78
PONTIAC	BONNEVILLE 4D	35	25213	1.39
	FIERO 2D	348	49888	6.98
	FIREBIRD	397	43743	9.08
	+GRAND PRIX	184	28754	6.40
PORSCHE	911 COUPE	7	712	9.83
	911 TARGA/CABRIOLET	8	1066	7.50
	928 COUPE	5	759	6.59
SAAB	SAAB 900 2D	6	6673	0.90
	SAAB 900 4D	6	5829	1.03
SUBARU	HARDTOP/XT 2D	20	7744	2.58
TOYOTA	CAMRY 4D	78	37866	2.06
	CELICA	216	36685	5.89
	COROLLA 2D	36	15694	2.29
	COROLLA SEDAN	103	48359	2.13
VOLKSWAGEN	+RABBIT 2D	105	18614	5.64
	+RABBIT SEDAN	12	12520	0.96
	SCIROCCO	19	6761	2.81
	Subtotal:	5653	1527961	3.70

Table A 5. Theft Rates for 1984 Model Year Vehicles During Calendar Year 1985

Make	Series	Number of Thefts	Exposure (Insured Vehicle Years)	Theft Rate (* 1000)
ANTI-THEFT EXEMPT				
ANCESTORS				
PASSENGER CARS				
AUDI	5000 4D	35	19182	1.82
BMW	*733 I 4D	4	2620	1.53
CHEVROLET	*CORVETTE	179	18045	9.92
CHRY/PLYM/MITS	CONQUEST 2D	5	1243	4.02
DATSUN/NISSAN	*240/260/280/300	105	20604	5.10
	*240/260/280/300 2+2	30	8717	3.44
	*810/MAXIMA SEDAN	79	26615	2.97
	*810/MAXIMA WAGON	4	4484	0.89
DODGE/MITSUBISHI	CONQUEST 2D	10	1497	6.68
MAZDA	RX-7 COUPE	190	17204	11.04
MITSUBISHI	STARION 2D	8	2032	3.94
OPEL/ISUZU	IMPULSE 2D	14	7670	1.83
TOYOTA	*CELICA SUPRA	124	11224	11.05
	*CRESSIDA 4D	61	13059	4.67
	*CRESSIDA SW	1	1628	0.61
	Subtotal:	849	155824	5.45
	Passenger Total:	9060	3569907	2.54
MPVS				
AMC/EAGLE	EAGLE SW	9	6126	1.47
CHEVROLET TRUCK	10 PICKUP 1/2T	412	50504	8.16
	10 PICKUP 1/2T 4X4	76	18233	4.17
	20 CHASSIS C 3/4T	1	47	21.28
	20 PICKUP 3/4T	42	7264	5.78
	20 PICKUP 3/4T 4X4	25	6419	3.89
	30 CHASSIS CAB 1T	5	265	18.87
	30 CREW C P/U 1T	10	1202	8.32
	30 PICKUP 1T	5	895	5.59
	30 PICKUP 1T 4X4	5	491	10.18
	BLAZER 1/2T 4X4	68	11483	5.92
	CHEVYVAN 1/2T	8	4740	1.69
	CHEVYVAN 1T	3	555	5.41
	CHEVYVAN 3/4T	121	27115	4.46
	EL CAMINO	12	6629	1.81
	S10 BLAZER	25	13940	1.79
	S10 PICKUP	66	43127	1.53
	SPORTVAN 3/4T	5	8061	0.62
	SUBURBAN 1/2T	55	6799	8.09
	SUBURBAN 1/2T 4X4	6	2750	2.18
	SUBURBAN 3/4T	6	2057	2.92
	SUBURBAN 3/4T 4X4	3	1068	2.81
	T10 BLAZER 4X4	75	36221	2.07
	T10 PICKUP 4X4	12	12067	0.99
DATSUN/NISSAN	CHASSIS CAB	2	193	10.36
	KING CAB P/U 4X2	22	16459	1.34
	KING CAB P/U 4X4	25	11033	2.27
	PICKUP LONG 4X2	3	4294	0.70
	PICKUP LONG 4X4	3	2078	1.44

Table A 5. Theft Rates for 1984 Model Year Vehicles During Calendar Year 1985

Make	Series	Number of Thefts	Exposure (Insured Vehicle Years)	Theft Rate (* 1000)
MPVS				
DATSUN/NISSAN				
	PICKUP SHORT 4X2	29	25647	1.13
	PICKUP SHORT 4X4	13	3676	3.54
DODGE TRUCK	AD150 UTILITY	7	3851	1.82
	AW150 UTILITY	7	4943	1.42
	B150 VAN MPV	3	4707	0.64
	B150 VAN TRK/INC	21	5400	3.89
	B250 VAN MPV	2	4083	0.49
	B250 VAN TRK/INC	50	12904	3.87
	CARAVAN WAGON	13	23007	0.57
	D100/D150 PICKUP	24	21640	1.11
	D250 PICKUP	2	2795	0.72
	D350 PICKUP	1	565	1.77
	MINI RAM VAN	2	2897	0.69
	RAM50/D50 P/U SH 4X2	11	10397	1.06
	RAM50/D50 P/U SH 4X4	3	3962	0.76
	RAMPAGE PICKUP	2	3580	0.56
	W100/W150 PICKUP	1	5048	0.20
	W250 PICKUP	1	1281	0.78
	W350 PICKUP	1	558	1.79
FORD TRUCK	BRONCO	34	14281	2.38
	BRONCO II 4X4	88	51629	1.70
	E150 ECONO CARGO VAN	66	29989	2.20
	E150 ECONO CLUB WGN	7	4704	1.49
	E250 ECONO CARGO VAN	6	1283	4.68
	F150 PICKUP 4X2	109	63479	1.72
	F150 PICKUP 4X4	32	20215	1.58
	F150 SUPER P/U 4X2	18	6674	2.70
	F250 PICKUP 4X2	16	9989	1.60
	F250 PICKUP 4X4	14	9467	1.48
	F250 SUPER P/U 4X2	6	3492	1.72
	F250 SUPER P/U 4X4	2	1889	1.06
	F350 PICKUP 4X2	5	1008	4.96
	F350 PICKUP 4X4	1	428	2.34
	RANGER PICKUP 4X2	60	50538	1.19
	RANGER PICKUP 4X4	26	15008	1.73
GMC TRUCK	1500 PICKUP 1/2T	119	15088	7.89
	1500 PICKUP 1/2T 4X4	22	3838	5.73
	2500 PICKUP 3/4T	11	2389	4.60
	2500 PICKUP 3/4T 4X4	7	1814	3.86
	3500 CHASSIS CAB 1T	3	102	29.41
	3500 CREW C P/U 1T	2	459	4.36
	3500 PICKUP 1T	5	285	17.54
	3500 PICKUP 1T 4X4	1	175	5.71
	CABALLERO	1	678	1.47
	JIMMY 1/2T 4X4	3	2336	1.28
	RALLY WAGON 3/4T	1	1236	0.81
	S15 JIMMY	5	2911	1.72
	S15 PICKUP	8	9093	0.88
	SUBURBAN 1/2T	12	2124	5.65
	SUBURBAN 1/2T 4X4	1	872	1.15
	SUBURBAN 3/4T	1	638	1.57
	T15 JIMMY 4X4	19	8057	2.36
	T15 PICKUP 4X4	3	2807	1.07
	VANDURA 1/2T	1	617	1.62

Table A 5. Theft Rates for 1984 Model Year Vehicles During Calendar Year 1985

Make	Series	Number of Thefts	Exposure (Insured Vehicle Years)	Theft Rate (* 1000)
MPVS				
GMC TRUCK	VANDURA 3/4T	35	8504	4.12
JEEP	CHEROKEE 4X4	22	20438	1.08
	CJ-7 ROADSTER	77	13653	5.64
	J10 SHORT PICKUP	3	434	6.91
	SCRAMBLER	1	1000	1.00
	WAGONEER	10	6507	1.54
	WAGONEER/G. WAGONEER	11	5316	2.07
MAZDA	B SER. LONG P/U 4X2	21	11946	1.76
	B SER. STD P/U 4X2	75	39007	1.92
MITSUBISHI	MONTERO 4X4	5	917	5.45
	PICKUP STD 4X2	7	2312	3.03
OPEL/ISUZU	P/U LN 1/2T 4X2	8	5722	1.40
	P/U SH 1/2T 4X2	6	5036	1.19
PLYMOUTH TRUCK	VOYAGER WAGON	10	21744	0.48
SUBARU	BRAT 4X4	3	1580	1.90
	DL/GL 4D SEDAN	15	13478	1.11
	DL/GL SW	14	13163	1.06
	DL/GL SW 4WD	8	16942	0.47
	HARDTOP/XT 2D 4WD	2	745	2.68
TOYOTA	4RUNNER PICKUP	2	715	2.80
	4RUNNER WAGON	7	1010	6.93
	CARGO VAN 4X2	9	2158	4.17
	P/U SH 1/2T 4X4	23	8542	2.69
	P/U X CAB 1/2T 4X4	55	9164	6.00
	P/U XTRA CAB 1/2T	30	11463	2.62
	PICKUP LN 1/2T 4X4	25	8946	3.60
	PICKUP LONG 1/2T	52	16367	3.18
	PICKUP LONG 3/4T	5	1890	2.65
	PICKUP SHORT 1/2T	35	13803	2.54
	VAN 4X2	32	14473	2.21
VOLKSWAGEN	VANAGON	7	6239	1.12
	Subtotal:	2633	1063862	2.47
	Total:	11693	4633769	2.52

+ Series subject to the Theft Prevention Standard in 1988 only.

* Series also had passive anti-theft device in 1985-1986.

Table A 6. Theft Rates for 1983 Model Year Vehicles During Calendar Year 1985

Make	Series	Number of Thefts	Exposure (Insured Vehicle Years)	Theft Rate (* 1000)
UNMARKED ANCESTORS				
PASSENGER CARS				
ALFA ROMEO	GTV6 2D	1	244	4.10
	SPIDER CONV	1	477	2.10
AUDI	4000 4D	1	3177	0.31
BUICK	CENTURY 2D	12	4774	2.51
	CENTURY 4D	68	37256	1.83
	SKYHAWK 2D	15	12859	1.17
	SKYHAWK 4D	9	7269	1.24
	SKYHAWK SW	1	4057	0.25
	SKYLARK 2D	8	7740	1.03
	SKYLARK 4D	12	24400	0.49
CADILLAC	BROUGHAM 2D	6	1911	3.14
	BROUGHAM 4D	71	10844	6.55
	CIMARRON 4D	26	7241	3.59
CHEVROLET	CAPRICE 4D	102	42050	2.43
	CAPRICE SW	44	17070	2.58
	CAVALIER 2D	20	26435	0.76
	CAVALIER 4D	25	30751	0.81
	CAVALIER SW	10	21908	0.46
	CELEBRITY 2D	9	6969	1.29
	CELEBRITY 4D	37	37794	0.98
	CHEVETTE 2D	37	24431	1.51
	CHEVETTE 4D	35	31150	1.12
	CITATION 2D	4	6868	0.58
	CITATION 4D	18	17104	1.05
	IMPALA 4D	24	8836	2.72
	MALIBU 4D	28	13672	2.05
	MALIBU SW	11	14419	0.76
	MONTE CARLO 2D	158	33629	4.70
CHRY/PLYM/MITS	COLT 2D	6	5902	1.02
	SAPORO 2D	13	4420	2.94
CHRYSLER	CORDOBA	3	5250	0.57
	E CLASS 4D	8	14915	0.54
	NEW YORKER 4D (E BODY)	20	13373	1.50
DATSUN/NISSAN	PULSAR 2D	50	22470	2.23
	PULSAR 4D	6	3361	1.79
	SENTRA 2D	87	49389	1.76
	SENTRA 4D	27	20723	1.30
	SENTRA SW	16	18447	0.87
	STANZA 2D	4	3765	1.06
	STANZA 4D	19	21930	0.87
DODGE	400 4D	2	3850	0.52
	MIRADA 2D	7	2114	3.31
	OMNI 4D	17	15803	1.08
	OMNI/CHARGER 2D	20	12823	1.56
	SHELBY CHARGER 2D	7	2848	2.46
FORD	ESCORT 2D	74	53352	1.39
	ESCORT 4D	30	27547	1.09
	ESCORT SW	20	27335	0.73
	EXP 2D	11	7409	1.48
	FAIRMONT FUTURA 2D	1	3809	0.26
	FAIRMONT FUTURA 4D	13	19624	0.66
	FORD LTD 2D	5	4394	1.14
	FORD LTD 4D	11	20794	0.53

Table A 6. Theft Rates for 1983 Model Year Vehicles During Calendar Year 1985

Make	Series	Number of Thefts	Exposure (Insured Vehicle Years)	Theft Rate (* 1000)
UNMARKED ANCESTORS				
PASSENGER CARS				
FORD				
	FORD LTD SW	5	5604	0.89
	LTD 4D	16	33646	0.48
	LTD SW	8	13689	0.58
GM OF CANADA	PARISIENNE 4D	12	4016	2.99
HONDA	ACCORD 2D	11	9842	1.12
	ACCORD 4D	70	58448	1.20
	ACCORD LX 2D	22	20550	1.07
	CIVIC CVCC 3D	29	27492	1.05
	CIVIC CVCC 4D	12	19220	0.62
	CIVIC CVCC SW	4	11234	0.36
	PRELUDE	22	15103	1.46
MERCURY	LN7 2D	2	1407	1.42
	LYNX 2D	12	12677	0.95
	LYNX 4D	8	7574	1.06
	LYNX SW	4	5919	0.68
	MARQUIS 4D	5	15063	0.33
	MARQUIS SW	1	4754	0.21
	ZEPHYR 4D	3	4912	0.61
	ZEPHYR Z-7	1	927	1.08
OLDSMOBILE	CUST. CRUISER SW	11	8120	1.35
	FIRENZA 2D	6	4267	1.41
	FIRENZA 4D	5	5670	0.88
	FIRENZA SW	3	4797	0.63
	OMEGA 2D	3	3949	0.76
	OMEGA 4D	6	12401	0.48
OPEL/ISUZU	I-MARK 4D RWD	5	3319	1.51
PEUGEOT	505 4D	5	3925	1.27
PLYMOUTH	HORIZON 2D	25	12839	1.95
	HORIZON 4D	20	17421	1.15
PONTIAC	6000 2D	7	2850	2.46
	6000 4D	36	21727	1.66
	J2000/2000 2D	16	11394	1.40
	J2000/2000 4D	14	10204	1.37
	J2000/2000 SW	2	3614	0.55
	PHOENIX 2D	5	3063	1.63
	PHOENIX 4D	1	3965	0.25
	T1000/1000 2D	6	4896	1.23
	T1000/1000 4D	5	4517	1.11
PORSCHE	944 COUPE	27	6102	4.42
RENAULT/EAGLE	18I 4D	4	1211	3.30
	ALLIANCE 2D	27	19136	1.41
	ALLIANCE 4D	43	28925	1.49
	FUEGO 2D	29	6389	4.54
	LE CAR 2D	2	2476	0.81
ROLLS ROYCE	SILVER SPUR 4D	1	30	33.33
SUBARU	HATCHBACK	3	4746	0.63
TOYOTA	COROLLA TERCEL 2D	33	26640	1.24
	COROLLA TERCEL 4D	22	21275	1.03
	TERCEL SW 4WD	7	13878	0.50
VOLKSWAGEN	JETTA 2D	3	1002	2.99
	JETTA SEDAN	2	3168	0.63
	QUANTUM 4D	4	2538	1.58
	QUANTUM SW	2	1075	1.86

Table A 6. Theft Rates for 1983 Model Year Vehicles During Calendar Year 1985

Make	Series	Number of Thefts	Exposure (Insured Vehicle Years)	Theft Rate (* 1000)
UNMARKED ANCESTORS				
PASSENGER CARS				
VOLVO	240 2D	1	3575	0.28
	240 4D	13	17022	0.76
	240 SW	2	9551	0.21
	760/740 4D	4	3402	1.18
	Subtotal:	1927	1428138	1.35
MARKED ANCESTORS				
PASSENGER CARS				
BMW	320 I 2D	41	9523	4.31
	528 E 4D	8	3856	2.07
	533 I 4D	5	1292	3.87
BUICK	ELECTRA SW RWD	11	2761	3.98
	LESABRE 2D	30	11364	2.64
	LESABRE 4D	65	33483	1.94
	LESABRE SW	6	2849	2.11
	+REGAL 2D RWD	316	56845	5.56
	+REGAL 4D	47	19795	2.37
	+REGAL SW	5	5021	1.00
	RIVIERA 2D	130	16794	7.74
	RIVIERA 2D CONV	1	443	2.26
CADILLAC	ELDORADO 2D	229	22498	10.18
	SEVILLE 4D	71	8914	7.96
CHEVROLET	CAMARO	446	53932	8.27
CHRYSLER	LEBARON 2D	6	7574	0.79
	LEBARON 2D CONV	8	3570	2.24
	LEBARON 4D	3	11894	0.25
	LEBARON SW	3	4271	0.70
	NEW YORKER 4D RWD	57	30986	1.84
DODGE	600 4D	15	13034	1.15
	ARIES 2D	8	7218	1.11
	ARIES 4D	20	19869	1.01
	ARIES SW	7	10920	0.64
FORD	MUSTANG	61	32211	1.89
	MUSTANG CONV	18	8054	2.23
	THUNDERBIRD 2D	65	44400	1.46
JAGUAR	XJ-S 2D	1	571	1.75
	XJ6	10	2847	3.51
LINCOLN	CONTINENTAL 4D	13	4914	2.65
	LINCOLN CONT. 4D	35	16073	2.18
	MARK VI 2D	3	3838	0.78
	MARK VI 4D	8	4825	1.66
MAZDA	626 SEDAN	29	12802	2.27
	+626/MX-6 2D	12	5767	2.08
	+GLC 2D	6	7129	0.84
	+GLC SEDAN	10	9315	1.07
	+GLC WAGON	3	1487	2.02
MERCEDES BENZ	240 D 4D	7	5033	1.39
	300 CD 2D	1	714	1.40
	300 D 4D	9	7195	1.25
	300 SD 4D	10	5834	1.71
	+380 SEC 2D	4	522	7.66
	+380 SEL 4D	5	1254	3.99

Table A 6. Theft Rates for 1983 Model Year Vehicles During Calendar Year 1985

Make	Series	Number of Thefts	Exposure (Insured Vehicle Years)	Theft Rate (* 1000)	
MARKED ANCESTORS					
PASSENGER CARS					

MERCEDES BENZ					
	+380 SL CONV	7	2536	2.76	
MERCURY	+CAPRI	20	7672	2.61	
	COUGAR 2D	58	26010	2.23	
MITSUBISHI	CORDIA 2D	8	4250	1.88	
	TREDIA 4D	3	4517	0.66	
OLDSMOBILE	+CIERA 2D	27	10826	2.49	
	+CIERA 4D	76	46250	1.64	
	+CUTLASS 2D	347	71538	4.85	
	+CUTLASS 4D	59	28073	2.10	
	+CUTLASS SW	3	7591	0.40	
	DELTA-88 2D	51	21666	2.35	
	DELTA-88 4D	101	47453	2.13	
	TORONADO	69	12903	5.35	
PLYMOUTH	RELIANT 2D	12	8427	1.42	
	RELIANT 4D	20	22200	0.90	
	RELIANT SW	4	12162	0.33	
PONTIAC	BONNEVILLE 4D	49	24074	2.04	
	BONNEVILLE SW	4	5201	0.77	
	FIREBIRD	167	25336	6.59	
	+GRAND PRIX	223	33334	6.69	
PORSCHE	911 COUPE	4	961	4.16	
	928 COUPE	2	615	3.25	
SAAB	SAAB 900 2D	17	4635	3.67	
	SAAB 900 4D	6	4111	1.46	
SUBARU	HARDTOP/XT 2D	15	5624	2.67	
TOYOTA	CAMRY 4D	27	15390	1.75	
	CELICA	245	48044	5.10	
	COROLLA 2D	82	28535	2.87	
	COROLLA SEDAN	32	19528	1.64	
	+STARLET LIFTBACK	6	2882	2.08	
VOLKSWAGEN	+RABBIT 2D	49	12857	3.81	
	+RABBIT CONV	4	1547	2.59	
	+RABBIT SEDAN	7	10153	0.69	
	SCIROCCO	3	2351	1.28	
		Subtotal:	3655	1112743	3.28
ANTI-THEFT EXEMPT					
ANCESTORS					
PASSENGER CARS					

AUDI	5000 4D	20	9095	2.20	
BMW	*733 I 4D	8	1476	5.42	
DATSUN/NISSAN	*240/260/280/300	97	16348	5.93	
	*240/260/280/300 2+2	37	6391	5.79	
	*810/MAXIMA SEDAN	58	21927	2.65	
	*810/MAXIMA WAGON	6	3742	1.60	
MAZDA	RX-7 COUPE	239	25673	9.31	
MITSUBISHI	STARION 2D	9	2248	4.00	
OPEL/ISUZU	IMPULSE 2D	6	3005	2.00	

Table A 6. Theft Rates for 1983 Model Year Vehicles During Calendar Year 1985

Make	Series	Number of Thefts	Exposure (Insured Vehicle Years)	Theft Rate (* 1000)
ANTI-THEFT EXEMPT ANCESTORS PASSENGER CARS				
TOYOTA	*CELICA SUPRA	117	9683	12.08
	*CRESSIDA 4D	57	14048	4.06
	*CRESSIDA SW	1	1365	0.73
	Subtotal:	655	115001	5.70
	Passenger Total:	6237	2655882	2.35
MPVS				
AMC/EAGLE	EAGLE 4D	1	1364	0.73
	EAGLE SW	5	7165	0.70
CHEVROLET TRUCK	10 PICKUP 1/2T	232	41653	5.57
	10 PICKUP 1/2T 4X4	44	12458	3.53
	20 PICKUP 3/4T	19	6175	3.08
	20 PICKUP 3/4T 4X4	10	4580	2.18
	30 CHASSIS CAB 1T	3	257	11.67
	30 PICKUP 1T	5	1543	3.24
	30 PICKUP 1T 4X4	1	536	1.87
	BLAZER 1/2T 4X4	37	7477	4.95
	CHEVYVAN 1/2T	11	4136	2.66
	CHEVYVAN 1T	3	362	8.29
	CHEVYVAN 3/4T	70	22742	3.08
	EL CAMINO	16	6380	2.51
	S10 BLAZER	7	5214	1.34
	S10 PICKUP	42	36171	1.16
	SPORTVAN 3/4T	8	6245	1.28
	SUBURBAN 1/2T	17	4175	4.07
	SUBURBAN 1/2T 4X4	1	1656	0.60
	SUBURBAN 3/4T	1	1497	0.67
	SUBURBAN 3/4T 4X4	2	670	2.99
	T10 BLAZER 4X4	41	20147	2.04
	T10 PICKUP 4X4	12	13113	0.92
DATSUN/NISSAN	KING CAB P/U 4X2	2	11403	0.18
	KING CAB P/U 4X4	9	5035	1.79
	PICKUP LONG 4X2	1	1041	0.96
	PICKUP LONG 4X4	1	800	1.25
	PICKUP SHORT 4X2	19	12975	1.46
	PICKUP SHORT 4X4	7	2183	3.21
DODGE TRUCK	AD150 UTILITY	3	2570	1.17
	AW150 UTILITY	2	4000	0.50
	B150 VAN MPV	4	718	5.57
	B150 VAN TRK/INC	16	6686	2.39
	B250 VAN TRK/INC	22	9084	2.42
	D100/D150 PICKUP	19	14015	1.36
	D350 PICKUP	1	256	3.91
	RAM50/D50 P/U SH 4X2	6	4885	1.23
	RAM50/D50 P/U SH 4X4	1	2307	0.43
	RAMPAGE PICKUP	1	2378	0.42
	W100/W150 PICKUP	2	2710	0.74

Table A 6. Theft Rates for 1983 Model Year Vehicles During Calendar Year 1985

Make	Series	Number of Thefts	Exposure (Insured Vehicle Years)	Theft Rate (* 1000)	
MPVS					
FORD TRUCK	BRONCO	26	12288	2.12	
	E100 ECONO CARGO VAN	2	3913	0.51	
	E150 ECONO CARGO VAN	47	23969	1.96	
	E150 ECONO CLUB WGN	4	5279	0.76	
	E250 ECONO CARGO VAN	3	1062	2.82	
	E350 ECONO CARGO VAN	1	1177	0.85	
	F100 PICKUP 4X2	28	21738	1.29	
	F150 PICKUP 4X2	52	31937	1.63	
	F150 PICKUP 4X4	22	15842	1.39	
	F250 PICKUP 4X2	10	9150	1.09	
	F250 PICKUP 4X4	8	7367	1.09	
	F350 CHASSIS C 4X2	1	354	2.82	
	F350 PICKUP 4X2	4	1275	3.14	
	RANGER PICKUP 4X2	57	60263	0.95	
	RANGER PICKUP 4X4	7	11576	0.60	
	GMC TRUCK	1500 PICKUP 1/2T	70	11089	6.31
		1500 PICKUP 1/2T 4X4	8	2655	3.01
2500 PICKUP 3/4T		5	1810	2.76	
2500 PICKUP 3/4T 4X4		3	1319	2.27	
3500 CHASSIS CAB 1T		1	75	13.33	
3500 PICKUP 1T		4	612	6.54	
3500 PICKUP 1T 4X4		1	194	5.15	
JIMMY 1/2T 4X4		5	1849	2.70	
RALLY WAGON 3/4T		1	1100	0.91	
S15 JIMMY		2	1076	1.86	
S15 PICKUP		5	6800	0.74	
SUBURBAN 1/2T		6	1310	4.58	
SUBURBAN 3/4T		1	413	2.42	
T15 JIMMY 4X4		5	3825	1.31	
T15 PICKUP 4X4		2	2737	0.73	
VANDURA 1/2T		1	677	1.48	
VANDURA 3/4T		19	8293	2.29	
JEEP	CJ-7 ROADSTER	76	12143	6.26	
	DJ5/CJ5 ROADSTER	7	1027	6.82	
	SCRAMBLER	1	1366	0.73	
	WAGONEER/G. WAGONEER	11	4587	2.40	
MAZDA	B SER. LONG P/U 4X2	13	6008	2.16	
	B SER. STD P/U 4X2	19	11728	1.62	
MITSUBISHI	PICKUP STD 4X4	2	808	2.48	
OPEL/ISUZU	P/U LN 1/2T 4X2	4	2067	1.94	
	P/U SH 1/2T 4X2	2	2037	0.98	
	P/U SH 1/2T 4X4	4	918	4.36	
PLYMOUTH TRUCK	SCAMP PICKUP	1	970	1.03	
SUBARU	BRAT 4X4	4	1470	2.72	
	DL/GL 4D SEDAN	16	12522	1.28	
	DL/GL SW	14	13164	1.06	
	DL/GL SW 4WD	11	14620	0.75	
TOYOTA	P/U SH 1/2T 4X4	42	9688	4.34	
	PICKUP LN 1/2T 4X4	47	8150	5.77	
	PICKUP LONG 1/2T	31	15978	1.94	
	PICKUP LONG 3/4T	4	1478	2.71	
	PICKUP SHORT 1/2T	20	10427	1.92	

Table A 6. Theft Rates for 1983 Model Year Vehicles During Calendar Year 1985

Make	Series	Number of Thefts	Exposure (Insured Vehicle Years)	Theft Rate (* 1000)
MPVS				
VOLKSWAGEN	RABBIT PICKUP	1	604	1.66
	VANAGON CAMPER	2	794	2.52
	Subtotal:	1447	674340	2.15
	Total:	7684	3330222	2.31

+ Series subject to the Theft Prevention Standard in 1988 only.

* Series also had passive anti-theft device in 1985-1986.

Table A 7. Theft Rates for 1986 Model Year Vehicles During Calendar Year 1986

Make	Series	Number of Thefts	Exposure (Insured Vehicle Years)	Theft Rate (* 1000)
UNMARKED ANCESTORS				
PASSENGER CARS				
ACURA	INTEGRA 4D	1	1694	0.59
ALFA ROMEO	SPIDER CONV	2	1057	1.89
AUDI	4000 4D	13	3783	3.44
	GT COUPE 2D	2	824	2.43
BUICK	CENTURY 2D	1	2706	0.37
	CENTURY 4D	85	46632	1.82
	CENTURY SW	2	5188	0.39
	SKYHAWK 2D	12	11394	1.05
	SKYHAWK 4D	6	4901	1.22
	SKYLARK 4D	14	10492	1.33
	SOMERSET 2D	35	17235	2.03
CADILLAC	BROUGHAM 4D	70	8056	8.69
	CIMARRON 4D	19	5322	3.57
CHEVROLET	CAPRICE 2D	10	2144	4.66
	CAPRICE 4D	142	29946	4.74
	CAPRICE SW	36	7264	4.96
	CAVALIER 2D	88	41275	2.13
	CAVALIER 4D	27	30627	0.88
	CAVALIER CONV	1	931	1.07
	CAVALIER SW	3	12303	0.24
	CELEBRITY 2D	15	6353	2.36
	CELEBRITY 4D	101	48905	2.07
	CELEBRITY SW	14	15118	0.93
	CHEVETTE 2D	16	7220	2.22
	CHEVETTE 4D	5	5819	0.86
	MONTE CARLO 2D	435	22834	19.05
	SPECTRUM 2D	11	5813	1.89
	SPECTRUM 4D	43	13248	3.25
	SPRINT 2D	9	9444	0.95
	SPRINT 4D	11	7958	1.38
CHRY/PLYM/MTS	COLT 2D	14	7091	1.97
	COLT 4D	8	5753	1.39
CHRYSLER	NEW YORKER 4D (E BODY)	11	11267	0.98
DATSUN/NISSAN	PULSAR 2D	33	16294	2.03
	SENTRA 2D	46	27675	1.66
	SENTRA 4D	37	14589	2.54
	SENTRA SW	6	4806	1.25
	STANZA 4D	9	4925	1.83
	STANZA SW	7	13508	0.52
DODGE	OMNI 4D	25	11604	2.15
	OMNI/CHARGER 2D	16	7736	2.07
	SHELBY CHARGER 2D	5	1439	3.47
DODGE/MITSUBISHI	COLT 4D	4	7026	0.57
FORD	ESCORT 4D	33	21343	1.55
	ESCORT SW	12	17729	0.68
	EXP 2D	7	5222	1.34
	FORD LTD 2D	1	1424	0.70
	FORD LTD 4D	14	13781	1.02
	FORD LTD SW	1	3043	0.33
	LTD 4D	4	10859	0.37
	LTD SW	4	2823	1.42
	TAURUS 4D	20	21963	0.91
	TEMPO 2D	14	13101	1.07

Table A 7. Theft Rates for 1986 Model Year Vehicles During Calendar Year 1986

Make	Series	Number of Thefts	Exposure (Insured Vehicle Years)	Theft Rate (* 1000)
UNMARKED ANCESTORS				
PASSENGER CARS				
FORD				
	TEMPO 4D	31	30211	1.03
HONDA				
	ACCORD 4D	49	66220	0.74
	ACCORD LX 2D	9	10592	0.85
	CIVIC CVCC 3D	23	18916	1.22
	CIVIC CVCC 4D	24	21377	1.12
	CIVIC CVCC/CRX 2D	35	17918	1.95
	PRELUDE	32	19627	1.63
HYUNDAI				
	EXCEL 2D	3	1834	1.64
	EXCEL 4D	38	15490	2.45
MAZDA				
	323 2D	8	6070	1.32
	323 4D	39	11316	3.45
MERCURY				
	LYNX SW	2	2142	0.93
	MARQUIS 4D	3	5954	0.50
	SABLE 4D	14	9563	1.46
	TOPAZ 2D	1	2421	0.41
	TOPAZ 4D	4	6668	0.60
MITSUBISHI				
	MIRAGE 2D	12	3795	3.16
OLDSMOBILE				
	CALAIS 2D	57	21187	2.69
	CALAIS 4D	33	12442	2.65
	CUST. CRUISER SW	23	4129	5.57
	FIRENZA 2D	7	3912	1.79
	FIRENZA 4D	4	3392	1.18
OPEL/ISUZU				
	I-MARK 2D FWD	3	946	3.17
	I-MARK 4D FWD	5	2519	1.98
PLYMOUTH				
	HORIZON 2D	14	9217	1.52
	HORIZON 4D	27	13630	1.98
PONTIAC				
	6000 2D	1	1765	0.57
	6000 4D	95	29725	3.20
	6000 SW	2	3125	0.64
	GRAND AM 2D	97	32662	2.97
	GRAND AM 4D	91	19342	4.70
	J2000/2000 2D	34	14056	2.42
	J2000/2000 4D	16	7649	2.09
	PARISIENNE 4D	50	13526	3.70
	PARISIENNE SW	13	2613	4.98
	T1000/1000 2D	4	2400	1.67
	T1000/1000 4D	3	1495	2.01
PORSCHE				
	944 COUPE	19	4767	3.99
RENAULT/EAGLE				
	ALLIANCE 2D	5	5020	1.00
	ALLIANCE 4D	10	6952	1.44
SAAB				
	SAAB 9000 4D	1	2005	0.50
TOYOTA				
	COROLLA TERCEL 2D	21	8891	2.36
	COROLLA TERCEL 4D	3	2745	1.09
	TERCEL SW 2WD	5	4048	1.24
VOLKSWAGEN				
	GOLF 2D	7	4091	1.71
	GOLF 4D	9	7613	1.18
	GTI 2D	17	4595	3.70
	JETTA 2D	5	1490	3.36
	JETTA SEDAN	58	21643	2.68
	QUANTUM 4D	7	1640	4.27
	QUANTUM SW	1	39	25.64

Table A 7. Theft Rates for 1986 Model Year Vehicles During Calendar Year 1986

Make	Series	Number of Thefts	Exposure (Insured Vehicle Years)	Theft Rate (* 1000)	
UNMARKED ANCESTORS					
PASSENGER CARS					
VOLVO	240 4D	10	9861	1.01	
	240 SW	1	6133	0.16	
	760/740 4D	4	9233	0.43	
	760/740 SW	2	3543	0.56	
YUGO	YUGO 2D	31	5270	5.88	
		Subtotal:	2682	1190912	2.25
MARKED ANCESTORS					
PASSENGER CARS					
ACURA	LEGEND 4D	2	2673	0.75	
BMW	325/325 E 4D	13	4975	2.61	
	325/325 E/325 ES 2D	22	6956	3.16	
	524 TD 4D	1	218	4.59	
	528 E 4D	1	2703	0.37	
	535 I/535 IS 4D	1	1324	0.76	
BUICK	ELECTRA 2D FWD	1	969	1.09	
	ELECTRA 4D FWD	62	21617	2.87	
	ELECTRA SW RWD	4	1747	2.29	
	LESABRE 4D	21	12586	1.67	
	LESABRE SW	15	1420	10.56	
	+REGAL 2D RWD	229	19530	11.73	
	RIVIERA 2D	3	1894	1.58	
CADILLAC	DEVILLE 2D FWD	47	8550	5.50	
	DEVILLE 4D FWD	123	27021	4.55	
	ELDORADO 2D	5	2727	1.83	
	SEVILLE 4D	4	1927	2.08	
CAPRI/MERKUR	XR4TI 2D	3	1027	2.92	
CHEVROLET	CAMARO	1022	42344	24.14	
	NOVA 4D	80	33756	2.37	
CHRYSLER	LASER 2D	14	7327	1.91	
	LEBARON 2D	6	5938	1.01	
	LEBARON 2D CONV	12	3808	3.15	
	LEBARON 4D	16	9580	1.67	
	LEBARON GTS 4D	22	14574	1.51	
	NEW YORKER 4D RWD	50	16435	3.04	
DODGE	600 2D	1	2207	0.45	
	ARIES 2D	6	2913	2.06	
	ARIES 4D	11	8655	1.27	
	DAYTONA 2D	26	9558	2.72	
	DIPLOMAT 4D	1	2852	0.35	
	LANCER 4D	30	9217	3.25	
	MUSTANG	92	42101	2.19	
FORD	MUSTANG CONV	15	4362	3.44	
	THUNDERBIRD 2D	48	33594	1.43	
	XJ-S 2D	4	877	4.56	
JAGUAR	XJ6	8	4019	1.99	
	CONTINENTAL 4D	7	3548	1.97	
LINCOLN	LINCOLN CONT. 4D	38	18865	2.01	
	MARK VII 2D	12	3858	3.11	

Table A 7. Theft Rates for 1986 Model Year Vehicles During Calendar Year 1986

Make	Series	Number of Thefts	Exposure (Insured Vehicle Years)	Theft Rate (* 1000)
MARKED ANCESTORS PASSENGER CARS				
MAZDA	626 SEDAN	82	20744	3.95
	+626/MX-6 2D	24	6881	3.49
MERCEDES BENZ	190 E 4D	5	4295	1.16
	300 E 4D	3	5307	0.57
	420 SEL 4D	4	2952	1.36
	560 SEL 4D	3	1130	2.65
	560 SL CONV	9	2145	4.20
MERCURY	+CAPRI	10	2838	3.52
	COUGAR 2D	39	28569	1.37
MITSUBISHI	CORDIA 2D	5	1616	3.09
	TREDIA 4D	11	3255	3.38
OLDSMOBILE	98 2D FWD	3	1425	2.11
	98 4D FWD	64	22108	2.89
	+CIERA 2D	5	7071	0.71
	+CIERA 4D	119	59688	1.99
	+CUTLASS 2D	367	35434	10.36
	+CUTLASS 4D	38	12202	3.11
	+CUTLASS SW	9	6981	1.29
	DELTA-88 2D	15	5553	2.70
	DELTA-88 4D	59	33725	1.75
PLYMOUTH	CARAVELLE 4D	1	5251	0.19
	GRAN FURY 4D	3	1614	1.86
	RELIANT 4D	21	9912	2.12
PONTIAC	BONNEVILLE 4D	28	8735	3.21
	FIERO 2D	158	19342	8.17
	FIREBIRD	523	24840	21.05
	+GRAND PRIX	87	8880	9.80
PORSCHE	911 COUPE	5	874	5.72
	911 TARGA/CABRIOLET	7	833	8.40
	928 COUPE	1	480	2.08
SAAB	SAAB 900 2D	10	5728	1.75
	SAAB 900 4D	3	3674	0.82
SUBARU	HARDTOP/XT 2D	6	3560	1.69
TOYOTA	CAMRY 4D	148	44830	3.30
	CELICA	39	27886	1.40
	COROLLA 2D	34	9763	3.48
	COROLLA SEDAN	96	31769	3.02
	MR2	71	8369	8.48
VOLKSWAGEN	SCIROCCO	9	1962	4.59
	Subtotal:	4202	882473	4.76
ANTI-THEFT EXEMPT ANCESTORS PASSENGER CARS				
AUDI	5000 4D	13	10524	1.24
	5000 SW	1	354	2.82
BMW	*735 I 4D	2	827	2.42
CHEVROLET	*CORVETTE	53	7326	7.23
	*CORVETTE CONV	11	922	11.93

Table A 7. Theft Rates for 1986 Model Year Vehicles During Calendar Year 1986

Make	Series	Number of Thefts	Exposure (Insured Vehicle Years)	Theft Rate (* 1000)
ANTI-THEFT EXEMPT ANCESTORS PASSENGER CARS				
CHRY/PLYM/IMITS	CONQUEST 2D	1	637	1.57
DATSUN/NISSAN	*240/260/280/300	45	10141	4.44
	*240/260/280/300 2+2	19	3466	5.48
	*810/MAXIMA SEDAN	41	24979	1.64
DODGE/MITSUBISHI	CONQUEST 2D	2	614	3.26
MAZDA	RX-7 COUPE	43	13065	3.29
MITSUBISHI	GALANT 4D	24	5293	4.53
	STARION 2D	10	1100	9.09
OPEL/ISUZU	IMPULSE 2D	4	1656	2.42
TOYOTA	*CELICA SUPRA	30	1971	15.22
	*CRESSIDA 4D	24	10748	2.23
	*SUPRA 2D	6	3934	1.53
	Subtotal:	329	97557	3.37
	Passenger Total:	7213	2170942	3.32
MPVS				
CHEVROLET TRUCK	10 PICKUP 1/2T	436	30093	14.49
	10 PICKUP 1/2T 4X4	110	13375	8.22
	20 CREW C P/U 3/4T	1	274	3.65
	20 PICKUP 3/4T	30	3650	8.22
	20 PICKUP 3/4T 4X4	30	3964	7.57
	30 CHASSIS CAB 1T	2	267	7.49
	30 CREW C P/U 1T	17	936	18.16
	30 CREW C P/U 1T 4X4	3	171	17.54
	30 PICKUP 1T	6	534	11.24
	30 PICKUP 1T 4X4	2	398	5.03
	ASTRO CARGO VAN	10	6916	1.45
	ASTRO VAN	18	20541	0.88
	BLAZER 1/2T 4X4	52	6977	7.45
	CHEVYVAN 1/2T	8	2069	3.87
	CHEVYVAN 1T	4	478	8.37
	CHEVYVAN 3/4T	80	11970	6.68
	EL CAMINO	17	3156	5.39
	S10 BLAZER	25	8329	3.00
	S10 PICKUP	29	22135	1.31
	SPORTVAN 3/4T	5	2192	2.28
	SUBURBAN 1/2T	62	5004	12.39
	SUBURBAN 1/2T 4X4	12	2510	4.78
	SUBURBAN 3/4T	3	1508	1.99
	SUBURBAN 3/4T 4X4	4	799	5.01
	T10 BLAZER 4X4	63	18656	3.38
	T10 PICKUP 4X4	3	6169	0.49
DATSUN/NISSAN	KING CAB P/U 4X2	34	9399	3.62
	KING CAB P/U 4X4	18	7201	2.50
	P/U KING C 4X2	2	5340	0.37
	P/U KING C 4X4	2	3878	0.52
	P/U SHORT 4X2	21	15651	1.34
	P/U SHORT 4X4	1	1794	0.56
	PICKUP LONG 4X2	9	2250	4.00

Table A 7. Theft Rates for 1986 Model Year Vehicles During Calendar Year 1986

Make	Series	Number of Thefts	Exposure (Insured Vehicle Years)	Theft Rate (* 1000)
MPVS				
DATSUN/NISSAN	PICKUP SHORT 4X2	162	25492	6.35
	PICKUP SHORT 4X4	18	2792	6.45
DODGE TRUCK	B150 VAN TRK/INC	3	2513	1.19
	B250 VAN TRK/INC	21	6585	3.19
	B350 VAN MPV	2	425	4.71
	CARAVAN WAGON	19	30677	0.62
	D100/D150 PICKUP	16	10304	1.55
	D250 PICKUP	1	1070	0.93
	MINI RAM VAN	1	1076	0.93
	RAM50/D50 P/U SH 4X2	22	14080	1.56
	RAM50/D50 P/U SH 4X4	7	3391	2.06
	W100/W150 PICKUP	9	3842	2.34
	W250 PICKUP	2	1082	1.85
DODGE/MITSUBISHI	COLT VISTA SW	3	3476	0.86
FORD TRUCK	AEROSTAR CARGO VAN	2	4443	0.45
	AEROSTAR VAN	5	26674	0.19
	BRONCO	37	11166	3.31
	BRONCO II 4X4	35	25702	1.36
	E150 ECONO CARGO VAN	38	17030	2.23
	E250 ECONO CARGO VAN	3	1245	2.41
	F150 PICKUP 4X2	79	37976	2.08
	F150 PICKUP 4X4	36	16531	2.18
	F150 SUPER P/U 4X2	35	7253	4.83
	F250 PICKUP 4X2	18	6194	2.91
	F250 PICKUP 4X4	20	8370	2.39
	F250 SUPER P/U 4X2	19	3569	5.32
	F250 SUPER P/U 4X4	4	2760	1.45
	F350 CREW C P/U 4X2	4	1345	2.97
	F350 PICKUP 4X2	2	513	3.90
	RANGER PICKUP 4X2	27	33618	0.80
	RANGER PICKUP 4X4	25	10526	2.38
	RANGER SUPER P/U 4X2	14	9407	1.49
	RANGER SUPER P/U 4X4	4	4466	0.90
GMC TRUCK	1500 PICKUP 1/2T	87	7444	11.69
	1500 PICKUP 1/2T 4X4	21	3075	6.83
	2500 PICKUP 3/4T	5	1080	4.63
	2500 PICKUP 3/4T 4X4	10	1248	8.01
	3500 CREW C P/U 1T	5	289	17.30
	3500 PICKUP 1T	2	182	10.99
	3500 PICKUP 1T 4X4	1	121	8.26
	CABALLERO	1	343	2.92
	JIMMY 1/2T 4X4	9	1544	5.83
	S15 JIMMY	4	1842	2.17
	S15 PICKUP	3	4316	0.70
	SAFARI CARGO VAN	3	1476	2.03
	SAFARI VAN	2	4235	0.47
	SUBURBAN 1/2T	20	1420	14.08
	SUBURBAN 1/2T 4X4	4	773	5.17
	SUBURBAN 3/4T	1	487	2.05
	T15 JIMMY 4X4	29	3940	7.36
	T15 PICKUP 4X4	4	1401	2.86
	VANDURA 3/4T	13	3017	4.31

Table A 7. Theft Rates for 1986 Model Year Vehicles During Calendar Year 1986

Make	Series	Number of Thefts	Exposure (Insured Vehicle Years)	Theft Rate (* 1000)
MPVS				
JEEP	CHEROKEE 4X2	4	3266	1.22
	CHEROKEE 4X4	44	24139	1.82
	CJ-7 ROADSTER	35	6785	5.16
	COMANCHE 4X2 LONG	3	4025	0.75
	COMANCHE 4X4 LONG	7	4193	1.67
	WAGONEER	9	2750	3.27
	WAGONEER/G. WAGONEER	9	3003	3.00
MAZDA	B SER. LONG P/U 4X2	32	11175	2.86
	B SER. STD P/U 4X2	76	29452	2.58
MITSUBISHI	MONTERO 4X4	3	867	3.46
	PICKUP STD 4X4	3	661	4.54
OPEL/ISUZU	P/U LN 1/2T 4X2	6	2641	2.27
	P/U SH 1/2T 4X2	26	10720	2.43
	TROOPER II 4X4	17	11220	1.52
PLYMOUTH TRUCK	VOYAGER WAGON	17	30284	0.56
SUBARU	DL/GL 2D	2	1135	1.76
	DL/GL 4D SEDAN	16	9686	1.65
SUZUKI	SAMURAI 4X4	8	3967	2.02
	SAMURAI VAN 4X4	1	1340	0.75
TOYOTA	4RUNNER PICKUP	28	5260	5.32
	4RUNNER WAGON	19	1911	9.94
	CARGO VAN 4X2	15	4959	3.02
	P/U SH 1/2T 4X4	6	14003	0.43
	P/U X CAB 1/2T 4X4	65	7759	8.38
	P/U X CAB LN 1/2T	21	5400	3.89
	P/U XTRA CAB 1/2T	14	2264	6.18
	PICKUP LN 1/2T 4X4	35	2779	12.59
	PICKUP LONG 1/2T	42	6481	6.48
	PICKUP SHORT 1/2T	110	22846	4.81
	VAN 4X2	31	6222	4.98
	Subtotal:	2740	833603	3.29
	Total:	9953	3004545	3.31

+ Series subject to the Theft Prevention Standard in 1988 only.

* Series also had passive anti-theft device in 1985-1986.

Table A 8. Theft Rates for 1985 Model Year Vehicles During Calendar Year 1986

Make	Series	Number of Thefts	Exposure (Insured Vehicle Years)	Theft Rate (* 1000)
UNMARKED ANCESTORS				
PASSENGER CARS				
ALFA ROMEO	SPIDER CONV	5	839	5.96
AUDI	4000 4D	10	6343	1.58
	GT COUPE 2D	4	1117	3.58
BUICK	CENTURY 2D	2	4375	0.46
	CENTURY 4D	123	67966	1.81
	CENTURY SW	6	9231	0.65
	SKYHAWK 2D	25	18136	1.38
	SKYHAWK 4D	12	7672	1.56
	SKYLARK 4D	24	24159	0.99
	SOMERSET 2D	52	30288	1.72
CADILLAC	BROUGHAM 2D	19	2505	7.58
	BROUGHAM 4D	129	14980	8.61
	CIMARRON 4D	16	7551	2.12
CHEVROLET	CAPRICE 2D	9	5857	1.54
	CAPRICE 4D	149	42176	3.53
	CAPRICE SW	42	15092	2.78
	CAVALIER 2D	56	47161	1.19
	CAVALIER 4D	61	55372	1.10
	CAVALIER CONV	1	1407	0.71
	CAVALIER SW	10	22634	0.44
	CELEBRITY 2D	19	10877	1.75
	CELEBRITY 4D	98	66003	1.48
	CELEBRITY SW	18	26682	0.67
	CHEVETTE 2D	20	17618	1.14
	CHEVETTE 4D	11	16236	0.68
	CITATION 2D	3	2114	1.42
	CITATION 4D	10	10282	0.97
	MONTE CARLO 2D	532	39144	13.59
	SPECTRUM 4D	43	9257	4.65
CHRY/PLYM/MITS	COLT 2D	8	5485	1.46
	COLT 4D	3	5187	0.58
CHRYSLER	LIMOUSINE 4D	2	78	25.64
	NEW YORKER 4D (E BODY)	53	23009	2.30
DATSUN/NISSAN	PULSAR 2D	55	19505	2.82
	SENTRA 2D	102	38589	2.64
	SENTRA 4D	70	24980	2.80
	SENTRA SW	21	11755	1.79
	STANZA 4D	44	20012	2.20
DODGE	OMNI 4D	26	28142	0.92
	OMNI/CHARGER 2D	32	19210	1.67
	SHELBY CHARGER 2D	10	2875	3.48
DODGE/MITSUBISHI	COLT 4D	16	6401	2.50
FORD	ESCORT 2D	127	44149	2.88
	ESCORT 4D	62	16646	3.72
	ESCORT SW	21	12309	1.71
	EXP 2D	24	10046	2.39
	FORD LTD 2D	13	5405	2.41
	FORD LTD 4D	35	42088	0.83
	FORD LTD SW	8	8590	0.93
	LTD 4D	31	41340	0.75
	LTD SW	9	11046	0.81
	TEMPO 2D	30	24923	1.20
	TEMPO 4D	84	74818	1.12

Table A 8. Theft Rates for 1985 Model Year Vehicles During Calendar Year 1986

Make	Series	Number of Thefts	Exposure (Insured Vehicle Years)	Theft Rate (* 1000)
UNMARKED ANCESTORS				
PASSENGER CARS				
HONDA	ACCORD 2D	10	14665	0.68
	ACCORD 4D	127	81640	1.56
	ACCORD LX 2D	15	15021	1.00
	CIVIC CVCC 3D	18	23948	0.75
	CIVIC CVCC 4D	25	21889	1.14
	CIVIC CVCC SW	4	10592	0.38
	CIVIC CVCC/CRX 2D	34	24290	1.40
	PRELUDE	75	31155	2.41
MERCURY	LYNX 2D	11	10537	1.04
	LYNX 4D	14	4346	3.22
	LYNX SW	1	1840	0.54
	MARQUIS 4D	15	29259	0.51
	TOPAZ 2D	9	5483	1.64
	TOPAZ 4D	21	19871	1.06
MITSUBISHI	MIRAGE 2D	9	3961	2.27
OLDSMOBILE	CALAIS 2D	71	38125	1.86
	CUST. CRUISER SW	21	7322	2.87
	FIRENZA 2D	2	2315	0.86
OPEL/ISUZU	FIRENZA 4D	6	9449	0.63
	I-MARK 2D FWD	3	1212	2.48
	I-MARK 4D FWD	8	2848	2.81
PEUGEOT	I-MARK 4D RWD	1	1335	0.75
	505 4D	9	5894	1.53
	PLYMOUTH	HORIZON 2D	30	21269
HORIZON 4D		29	34812	0.83
PONTIAC	6000 2D	4	2835	1.41
	6000 4D	112	38653	2.90
	6000 SW	3	5565	0.54
	GRAND AM 2D	80	27811	2.88
	J2000/2000 2D	20	16945	1.18
	J2000/2000 4D	28	14114	1.98
	PARISIENNE 4D	54	19405	2.78
	PARISIENNE SW	10	5326	1.88
	T1000/1000 2D	3	2845	1.05
	T1000/1000 4D	3	1909	1.57
PORSCHE	944 COUPE	16	6047	2.65
RENAULT/EAGLE	ALLIANCE 2D	21	11158	1.88
	ALLIANCE 4D	25	13086	1.91
	ALLIANCE CONV	8	2253	3.55
	ENCORE 4D	6	5183	1.16
	FUEGO 2D	6	1099	5.46
SUBARU	HATCHBACK	3	4695	0.64
TOYOTA	COROLLA TERCEL 2D	20	16459	1.22
	COROLLA TERCEL 4D	19	7662	2.48
	TERCEL SW 2WD	11	6805	1.62
VOLKSWAGEN	GOLF 2D	9	10150	0.89
	GOLF 4D	6	10895	0.55
	GTI 2D	23	5529	4.16
	JETTA 2D	6	5019	1.20
	JETTA SEDAN	39	25849	1.51
	QUANTUM 4D	15	3829	3.92
QUANTUM SW	3	1693	1.77	

Table A 8. Theft Rates for 1985 Model Year Vehicles During Calendar Year 1986

Make	Series	Number of Thefts	Exposure (Insured Vehicle Years)	Theft Rate (* 1000)
UNMARKED ANCESTORS				
PASSENGER CARS				
VOLVO	240 4D	7	13938	0.50
	240 SW	3	9197	0.33
	760/740 4D	19	15901	1.19
	Subtotal:	3545	1814595	1.95
MARKED ANCESTORS				
PASSENGER CARS				
AUDI	4000 QUATTRO 4D 4WD	2	1480	1.35
BMW	318 I 2D	15	6257	2.40
	318 I 4D	10	4734	2.11
	325/325 E 4D	10	3566	2.80
	325/325 E/325 ES 2D	16	7387	2.17
	524 TD 4D	1	778	1.29
	528 E 4D	9	3961	2.27
	535 I/535 IS 4D	5	2222	2.25
	635 CSI/L6 2D	4	1138	3.51
BUICK	ELECTRA 2D FWD	5	2010	2.49
	ELECTRA 4D FWD	118	41628	2.83
	ELECTRA SW RWD	8	2019	3.96
	LESABRE 2D	49	10366	4.73
	LESABRE 4D	123	36835	3.34
	LESABRE SW	2	1617	1.24
	+REGAL 2D RWD	406	42308	9.60
	RIVIERA 2D	221	20358	10.86
	RIVIERA 2D CONV	1	94	10.64
CADILLAC	DEVILLE 2D FWD	64	15085	4.24
	DEVILLE 4D FWD	105	34808	3.02
	ELDORADO 2D	329	24546	13.40
	SEVILLE 4D	105	12003	8.75
CAPRI/MERKUR	XR4TI 2D	14	4278	3.27
CHEVROLET	CAMARO	944	60146	15.70
	NOVA 4D	13	9023	1.44
CHRYSLER	LASER 2D	60	20127	2.98
	LEBARON 2D	14	10065	1.39
	LEBARON 2D CONV	18	6089	2.96
	LEBARON 4D	24	16977	1.41
	LEBARON GTS 4D	33	22739	1.45
	NEW YORKER 4D RWD	83	41596	2.00
DODGE	600 2D	7	4784	1.46
	600 4D	6	10505	0.57
	ARIES 2D	7	8239	0.85
	ARIES 4D	27	20439	1.32
	ARIES SW	6	9044	0.66
	DAYTONA 2D	54	18294	2.95
	DIPLOMAT 4D	19	8502	2.23
	LANCER 4D	36	16817	2.14
FORD	MUSTANG	177	49256	3.59
	MUSTANG CONV	19	5497	3.46
	THUNDERBIRD 2D	110	52071	2.11

Table A 8. Theft Rates for 1985 Model Year Vehicles During Calendar Year 1986

Make	Series	Number of Thefts	Exposure (Insured Vehicle Years)	Theft Rate (* 1000)
MARKED ANCESTORS PASSENGER CARS				
JAGUAR	XJ-S 2D	6	1103	5.44
	XJ6	8	5205	1.54
LINCOLN	CONTINENTAL 4D	16	7485	2.14
	LINCOLN CONT. 4D	62	31511	1.97
	MARK VII 2D	17	5282	3.22
MASERATI	BITURBO 2D	1	189	5.29
MAZDA	626 SEDAN	95	27418	3.46
	+626/MX-6 2D	22	10177	2.16
	+GLC 2D	13	8826	1.47
	+GLC SEDAN	33	13908	2.37
MERCEDES BENZ	190 D 4D	4	1504	2.66
	190 E 4D	30	8896	3.37
	300 CD 2D	2	813	2.46
	300 D 4D	5	7499	0.67
	300 SD 4D	9	3124	2.88
	300 TD SW	4	1127	3.55
	380 SE 4D	10	3429	2.92
	+380 SL CONV	26	3493	7.44
	+500 SEC 2D	3	471	6.37
	+500 SEL 4D	11	2448	4.49
MERCURY	+CAPRI	16	5563	2.88
	COUGAR 2D	83	40572	2.05
MITSUBISHI	CORDIA 2D	11	3522	3.12
	TREDIA 4D	10	3993	2.50
OLDSMOBILE	98 2D FWD	12	5456	2.20
	98 4D FWD	140	50499	2.77
	+CIERA 2D	20	12892	1.55
	+CIERA 4D	121	78817	1.54
	+CUTLASS 2D	595	61038	9.75
	+CUTLASS 4D	67	21114	3.17
	+CUTLASS SW	9	12957	0.69
	DELTA-88 2D	72	17902	4.02
	DELTA-88 4D	149	55034	2.71
	TORONADO	91	13253	6.87
PLYMOUTH	CARAVELLE 4D	10	12894	0.78
	GRAN FURY 4D	5	4226	1.18
	RELIANT 2D	9	9819	0.92
	RELIANT 4D	24	22478	1.07
	RELIANT SW	6	9357	0.64
PONTIAC	BONNEVILLE 4D	27	16995	1.59
	FIERO 2D	184	28106	6.55
	FIREBIRD	570	32269	17.66
	+GRAND PRIX	181	20820	8.69
PORSCHE	911 COUPE	9	672	13.39
	911 TARGA/CABRIOLET	6	986	6.09
	928 COUPE	7	623	11.24
SAAB	SAAB 900 2D	9	9007	1.00
	SAAB 900 4D	9	7382	1.22
SUBARU	HARDTOP/XT 2D	12	3409	3.52
TOYOTA	CAMRY 4D	158	50489	3.13
	CELICA	193	28862	6.69
	COROLLA 2D	58	18966	3.06
	COROLLA SEDAN	139	51470	2.70
	MR2	67	9157	7.32

Table A 8. Theft Rates for 1985 Model Year Vehicles During Calendar Year 1986

Make	Series	Number of Thefts	Exposure (Insured Vehicle Years)	Theft Rate (* 1000)
MARKED ANCESTORS PASSENGER CARS				
VOLKSWAGEN	SCIROCCO	23	5112	4.50
	Subtotal:	6758	1539307	4.39
ANTI-THEFT EXEMPT ANCESTORS PASSENGER CARS				
AUDI	5000 4D	56	17993	3.11
	5000 SW	5	1065	4.69
BMW	*735 I 4D	6	2758	2.18
CHEVROLET	*CORVETTE	211	14606	14.45
CHRY/PLYM/MITS	CONQUEST 2D	4	906	4.42
DATSUN/NISSAN	*240/260/280/300	99	22437	4.41
	*240/260/280/300 2+2	33	7780	4.24
	*810/MAXIMA SEDAN	49	30563	1.60
	*810/MAXIMA WAGON	1	5953	0.17
DODGE/MITSUBISHI	CONQUEST 2D	4	899	4.45
MAZDA	RX-7 COUPE	331	26042	12.71
MITSUBISHI	GALANT 4D	12	3759	3.19
	STARION 2D	14	2452	5.71
OPEL/ISUZU	IMPULSE 2D	24	5777	4.15
TOYOTA	*CELICA SUPRA	120	10604	11.32
	*CRESSIDA 4D	73	16031	4.55
	Subtotal:	1042	169625	6.14
	Passenger Total:	11345	3523527	3.22
MPVS				
AMC/EAGLE	EAGLE 4D	3	867	3.46
	EAGLE SW	4	3961	1.01
CHEVROLET TRUCK	10 PICKUP 1/2T	675	56661	11.91
	10 PICKUP 1/2T 4X4	135	19967	6.76
	20 CREW C P/U 3/4T	1	319	3.13
	20 PICKUP 3/4T	73	8224	8.88
	20 PICKUP 3/4T 4X4	39	6417	6.08
	30 CHASSIS CAB 1T	3	324	9.26
	30 CREW C P/U 1T	15	888	16.89
	30 CREW C P/U 1T 4X4	2	155	12.90
	30 PICKUP 1T	21	1054	19.92
	30 PICKUP 1T 4X4	2	405	4.94
	ASTRO CARGO VAN	25	13327	1.88
	ASTRO VAN	8	11873	0.67
	BLAZER 1/2T 4X4	79	11915	6.63
	CHEVYVAN 1/2T	7	3385	2.07
	CHEVYVAN 1T	3	633	4.74
	CHEVYVAN 3/4T	130	23745	5.47
	EL CAMINO	26	6620	3.93
	S10 BLAZER	78	25203	3.09
	S10 PICKUP	83	53876	1.54
	SPORTVAN 1T	1	366	2.73

Table A 8. Theft Rates for 1985 Model Year Vehicles During Calendar Year 1986

Make	Series	Number of Thefts	Exposure (Insured Vehicle Years)	Theft Rate (* 1000)
MPVS				
CHEVROLET TRUCK				
	SPORTVAN 3/4T	6	6075	0.99
	SUBURBAN 1/2T	78	8619	9.05
	SUBURBAN 1/2T 4X4	15	3518	4.26
	SUBURBAN 3/4T	10	2732	3.66
	SUBURBAN 3/4T 4X4	2	1283	1.56
	T10 BLAZER 4X4	191	53532	3.57
	T10 PICKUP 4X4	26	14463	1.80
CHRY/PLYM/IMITS	COLT VISTA SW	2	3275	0.61
DATSUN/NISSAN	KING CAB P/U 4X2	45	19332	2.33
	KING CAB P/U 4X4	36	11680	3.08
	PICKUP LONG 4X2	16	3332	4.80
	PICKUP LONG 4X4	5	1087	4.60
	PICKUP SHORT 4X2	138	27263	5.06
	PICKUP SHORT 4X4	19	5418	3.51
DODGE TRUCK	AD150 UTILITY	12	5884	2.04
	AW150 UTILITY	10	6030	1.66
	B150 VAN MPV	5	3731	1.34
	B150 VAN TRK/INC	11	3961	2.78
	B250 VAN TRK/INC	33	11927	2.77
	B350 VAN MPV	2	937	2.13
	CARAVAN WAGON	26	41352	0.63
	D100/D150 PICKUP	49	26470	1.85
	D250 PICKUP	1	2578	0.39
	MINI RAM VAN	10	3901	2.56
	RAM50/D50 P/U SH 4X2	20	14151	1.41
	RAM50/D50 P/U SH 4X4	5	3669	1.36
	W100/W150 PICKUP	13	7315	1.78
	W250 PICKUP	1	1656	0.60
DODGE/MITSUBISHI	COLT VISTA SW	8	3835	2.09
FORD TRUCK	BRONCO	52	15944	3.26
	BRONCO II 4X4	65	36255	1.79
	E150 ECONO CARGO VAN	68	31403	2.17
	E150 ECONO CLUB WGN	2	4424	0.45
	E250 ECONO CARGO VAN	4	1845	2.17
	E250 ECONO CLUB WGN	2	653	3.06
	E350 ECONO CARGO VAN	3	1450	2.07
	F150 PICKUP 4X2	135	60958	2.21
	F150 PICKUP 4X4	45	24412	1.84
	F150 SUPER P/U 4X2	28	8244	3.40
	F250 PICKUP 4X2	23	9974	2.31
	F250 PICKUP 4X4	21	11952	1.76
	F250 SUPER P/U 4X2	17	4711	3.61
	F250 SUPER P/U 4X4	5	3056	1.64
	F350 CHASSIS C 4X4	2	52	38.46
	F350 CREW C P/U 4X2	1	1202	0.83
	F350 CREW C P/U 4X4	2	260	7.69
	F350 PICKUP 4X2	1	842	1.19
	RANGER PICKUP 4X2	86	55919	1.54
	RANGER PICKUP 4X4	23	17258	1.33
GMC TRUCK	1500 PICKUP 1/2T	182	15986	11.38
	1500 PICKUP 1/2T 4X4	20	4699	4.26
	2500 PICKUP 3/4T	14	2396	5.84
	2500 PICKUP 3/4T 4X4	6	2112	2.84
	3500 CREW C P/U 1T	5	333	15.02

Table A 8. Theft Rates for 1985 Model Year Vehicles During Calendar Year 1986

Make	Series	Number of Thefts	Exposure (Insured Vehicle Years)	Theft Rate (* 1000)
MPVS				
GMC TRUCK				
	3500 PICKUP 1T	2	371	5.39
	CABALLERO	2	755	2.65
	JIMMY 1/2T 4X4	25	2824	8.85
	S15 JIMMY	9	5301	1.70
	S15 PICKUP	14	12042	1.16
	SAFARI CARGO VAN	6	3399	1.77
	SAFARI VAN	1	3130	0.32
	SUBURBAN 1/2T	18	2608	6.90
	SUBURBAN 1/2T 4X4	1	1157	0.86
	T15 JIMMY 4X4	58	11882	4.88
	T15 PICKUP 4X4	8	3328	2.40
	VANDURA 3/4T	26	6288	4.13
JEEP	CHEROKEE 4X2	3	1847	1.62
	CHEROKEE 4X4	51	33207	1.54
	CJ-7 ROADSTER	90	13703	6.57
	WAGONEER	13	5019	2.59
	WAGONEER/G. WAGONEER	5	4070	1.23
MITSUBISHI	MONTERO 4X4	2	1107	1.81
	PICKUP STD 4X4	2	540	3.70
OPEL/ISUZU	P/U LN 1/2T 4X2	6	3864	1.55
	P/U SH 1/2T 4X2	8	5142	1.56
	TROOPER II 4X4	4	4112	0.97
PLYMOUTH TRUCK	VOYAGER WAGON	15	40392	0.37
SUBARU	BRAT 4X4	2	1425	1.40
	DL/GL 4D SEDAN	27	18614	1.45
	DL/GL SW	4	16766	0.24
	DL/GL SW 4WD	7	19080	0.37
	GL 4D 4WD	8	4198	1.91
	HARDTOP/XT 2D 4WD	2	634	3.15
SUZUKI	JIMNY 4X4	2	156	12.82
	JIMNY VAN 4X4	1	77	12.99
TOYOTA	4RUNNER PICKUP	30	4310	6.96
	4RUNNER WAGON	18	2737	6.58
	CARGO VAN 4X2	35	7548	4.64
	LAND CRUISER SW	4	1965	2.04
	P/U SH 1/2T 4X4	35	15630	2.24
	P/U X CAB 1/2T 4X4	66	10150	6.50
	P/U XTRA CAB 1/2T	79	19011	4.16
	PICKUP LN 1/2T 4X4	40	6189	6.48
	PICKUP LONG 1/2T	59	12610	4.68
	PICKUP SHORT 1/2T	78	21214	3.68
	VAN 4X2	50	14360	3.48
VOLKSWAGEN	VANAGON	3	4914	0.61
	Subtotal:	3939	1213187	3.25
	Total:	15284	4736714	3.23

+ Series subject to the Theft Prevention Standard in 1988 only.

* Series also had passive anti-theft device in 1985-1986.

Table A 9. Theft Rates for 1984 Model Year Vehicles During Calendar Year 1986

Make	Series	Number of Thefts	Exposure (Insured Vehicle Years)	Theft Rate (* 1000)
UNMARKED ANCESTORS				
PASSENGER CARS				
ALFA ROMEO	SPIDER CONV	2	989	2.02
AUDI	4000 4D	14	6638	2.11
	GT COUPE 2D	4	1532	2.61
BUICK	CENTURY 2D	3	5554	0.54
	CENTURY 4D	131	59169	2.21
	CENTURY SW	6	8983	0.67
	SKYHAWK 2D	37	34014	1.09
	SKYHAWK 4D	21	15662	1.34
	SKYHAWK SW	1	5033	0.20
	SKYLARK 2D	11	7679	1.43
	SKYLARK 4D	24	29009	0.83
CADILLAC	BROUGHAM 2D	10	1648	6.07
	BROUGHAM 4D	65	11331	5.74
	CIMARRON 4D	17	8319	2.04
CHEVROLET	CAPRICE 2D	19	7618	2.49
	CAPRICE 4D	131	46324	2.83
	CAPRICE SW	54	21161	2.55
	CAVALIER 2D	58	56151	1.03
	CAVALIER 4D	105	68252	1.54
	CAVALIER CONV	4	1586	2.52
	CAVALIER SW	23	39112	0.59
	CELEBRITY 2D	21	11072	1.90
	CELEBRITY 4D	97	59064	1.64
	CELEBRITY SW	15	25761	0.58
	CHEVETTE 2D	59	39317	1.50
	CHEVETTE 4D	49	38401	1.28
	CITATION 2D	4	4457	0.90
	CITATION 4D	5	15949	0.31
	IMPALA 4D	21	9340	2.25
	MONTE CARLO 2D	430	50158	8.57
CHRY/PLYM/MITS	COLT 2D	11	6741	1.63
	COLT 4D	5	3228	1.55
CHRYSLER	NEW YORKER 4D (E BODY)	62	23490	2.64
DATSUN/NISSAN	PULSAR 2D	49	14998	3.27
	SENTRA 2D	71	40134	1.77
	SENTRA 4D	46	20533	2.24
	SENTRA SW	13	16538	0.79
	STANZA 2D	2	1124	1.78
	STANZA 4D	22	18473	1.19
DODGE	OMNI 4D	22	25895	0.85
	OMNI/CHARGER 2D	33	18212	1.81
	SHELBY CHARGER 2D	10	2614	3.83
DODGE/MITSUBISHI	COLT 4D	7	4199	1.67
FORD	ESCORT 2D	79	66236	1.19
	ESCORT 4D	35	34423	1.02
	ESCORT SW	21	30313	0.69
	EXP 2D	24	8997	2.67
	FORD LTD 2D	1	4824	0.21
	FORD LTD 4D	19	34712	0.55
	FORD LTD SW	2	8836	0.23
	LTD 4D	25	43816	0.57
	LTD SW	7	16156	0.43
	TEMPO 2D	50	37054	1.35

Table A 9. Theft Rates for 1984 Model Year Vehicles During Calendar Year 1986

Make	Series	Number of Thefts	Exposure (Insured Vehicle Years)	Theft Rate (* 1000)
UNMARKED ANCESTORS PASSENGER CARS				
FORD	TEMPO 4D	104	94577	1.10
HONDA	ACCORD 2D	18	13395	1.34
	ACCORD 4D	83	79504	1.04
	ACCORD LX 2D	34	18596	1.83
	CIVIC CVCC 3D	20	24266	0.82
	CIVIC CVCC 4D	9	15033	0.60
	CIVIC CVCC/CRX 2D	17	18519	0.92
	PRELUDE	52	24528	2.12
MERCURY	LYNX 2D	10	12076	0.83
	LYNX 4D	7	6397	1.09
	LYNX SW	2	4984	0.40
	MARQUIS 4D	16	31802	0.50
	TOPAZ 2D	8	9891	0.81
	TOPAZ 4D	34	27372	1.24
OLDSMOBILE	CUST. CRUISER SW	25	11290	2.21
	FIRENZA 2D	8	6523	1.23
	FIRENZA 4D	25	16136	1.55
	FIRENZA SW	3	6771	0.44
	OMEGA 4D	13	12222	1.06
OPEL/ISUZU	I-MARK 4D RWD	3	2134	1.41
PEUGEOT	505 4D	8	5487	1.46
PLYMOUTH	HORIZON 2D	19	20146	0.94
	HORIZON 4D	32	30881	1.04
PONTIAC	6000 2D	8	3217	2.49
	6000 4D	85	31148	2.73
	6000 SW	3	6189	0.48
	J2000/2000 2D	24	26956	0.89
	J2000/2000 4D	39	23114	1.69
	J2000/2000 SW	1	5449	0.18
	PARISIENNE 4D	25	15614	1.60
	PARISIENNE SW	21	5428	3.87
	PHOENIX 2D	2	2499	0.80
	T1000/1000 4D	9	5888	1.53
PORSCHE	944 COUPE	20	6609	3.03
RENAULT/EAGLE	ALLIANCE 2D	13	17905	0.73
	ALLIANCE 4D	49	21791	2.25
	ENCORE 4D	14	9600	1.46
	FUEGO 2D	13	2998	4.34
	SPORTWAGON	1	1074	0.93
ROLLS ROYCE	SILVER SPIRIT 4D	1	57	17.54
SUBARU	HATCHBACK	7	6036	1.16
TOYOTA	COROLLA TERCEL 2D	14	16074	0.87
	COROLLA TERCEL 4D	13	9929	1.31
	TERCEL SW 2WD	8	9047	0.88
	TERCEL SW 4WD	1	12691	0.08
VOLVO	240 4D	13	23958	0.54
	240 SW	5	13195	0.38
	760/740 4D	6	5166	1.16
	Subtotal:	3002	1944991	1.54

Table A 9. Theft Rates for 1984 Model Year Vehicles During Calendar Year 1986

Make	Series	Number of Thefts	Exposure (Insured Vehicle Years)	Theft Rate (* 1000)

MARKED ANCESTORS				
PASSENGER CARS				

AUDI	4000 QUATTRO 4D 4WD	1	1585	0.63
BMW	318 I 2D	63	20468	3.08
	325/325 E/325 ES 2D	17	4770	3.56
	528 E 4D	12	3892	3.08
	633 CSI 2D	3	926	3.24
BUICK	ELECTRA 4D RWD	98	14437	6.79
	ELECTRA SW RWD	19	5201	3.65
	LESABRE 2D	42	12731	3.30
	LESABRE 4D	118	42211	2.80
	+REGAL 2D RWD	540	63166	8.55
	+REGAL 4D	56	19210	2.92
CADILLAC	RIVIERA 2D	216	19544	11.05
	DEVILLE 2D RWD	98	18049	5.43
	DEVILLE 4D RWD	119	22528	5.28
	ELDORADO 2D	268	24670	10.86
	ELDORADO CONV	10	900	11.11
CHEVROLET	SEVILLE 4D	94	12165	7.73
	CAMARO	1023	92265	11.09
CHRYSLER	+EXECUTIVE SEDAN 4D	1	136	7.35
	LASER 2D	67	23671	2.83
	LEBARON 2D	12	10364	1.16
	LEBARON 2D CONV	15	6089	2.46
	LEBARON 4D	15	18697	0.80
	NEW YORKER 4D RWD	82	30070	2.73
DODGE	600 2D	9	5205	1.73
	600 4D	10	13321	0.75
	ARIES 2D	5	6395	0.78
	ARIES 4D	15	21829	0.69
	ARIES SW	6	11192	0.54
	DAYTONA 2D	74	18729	3.95
	DIPLOMAT 4D	6	4318	1.39
FORD	MUSTANG	106	42259	2.51
	MUSTANG CONV	20	6252	3.20
	THUNDERBIRD 2D	101	63679	1.59
JAGUAR	XJ-S 2D	3	782	3.84
	XJ6	7	3779	1.85
LINCOLN	CONTINENTAL 4D	17	9408	1.81
	LINCOLN CONT. 4D	46	28737	1.60
	MARK VII 2D	37	10483	3.53
MASERATI	BITURBO 2D	2	281	7.12
	QUATTROPORTE 4D	1	14	71.43
MAZDA	626 SEDAN	71	22534	3.15
	+626/MX-6 2D	26	7852	3.31
	+GLC 2D	11	7431	1.48
	+GLC SEDAN	18	10472	1.72
MERCEDES BENZ	190 D 4D	6	2400	2.50
	190 E 4D	8	5619	1.42
	300 CD 2D	3	639	4.69
	300 D 4D	8	7026	1.14
	300 SD 4D	7	5062	1.38
	300 TD SW	2	864	2.31
	+380 SL CONV	18	2664	6.76

Table A 9. Theft Rates for 1984 Model Year Vehicles During Calendar Year 1986

Make	Series	Number of Thefts	Exposure (Insured Vehicle Years)	Theft Rate (* 1000)

MARKED ANCESTORS				
PASSENGER CARS				
MERCURY	+CAPRI	11	6251	1.76
	COUGAR 2D	82	47876	1.71
MITSUBISHI	CORDIA 2D	12	5143	2.33
	TREDIA 4D	4	4869	0.82
OLDSMOBILE	98 2D RWD	9	2938	3.06
	98 4D RWD	113	20499	5.51
	+CIERA 2D	28	13496	2.07
	+CIERA 4D	127	65943	1.93
	+CUTLASS 2D	721	95984	7.51
	+CUTLASS 4D	85	34746	2.45
	+CUTLASS SW	7	13450	0.52
	DELTA-88 2D	83	25885	3.21
	DELTA-88 4D	188	66210	2.84
	TORONADO	100	15968	6.26
PLYMOUTH	GRAN FURY 4D	1	2542	0.39
	RELIANT 2D	4	7972	0.50
	RELIANT 4D	21	28327	0.74
	RELIANT SW	7	13085	0.53
PONTIAC	BONNEVILLE 4D	36	27091	1.33
	FIERO 2D	307	51749	5.93
	FIREBIRD	528	44805	11.78
	+GRAND PRIX	217	29887	7.26
PORSCHE	911 COUPE	6	794	7.56
	911 TARGA/CABRIOLET	9	1168	7.71
	928 COUPE	3	864	3.47
SAAB	SAAB 900 2D	8	7007	1.14
	SAAB 900 4D	16	6124	2.61
TOYOTA	CAMRY 4D	95	38546	2.46
	CELICA	240	38278	6.27
	COROLLA 2D	53	16661	3.18
	COROLLA SEDAN	138	51124	2.70
	Subtotal:	6891	1572253	4.38
ANTI-THEFT EXEMPT				
ANCESTORS				
PASSENGER CARS				

AUDI	5000 4D	56	20167	2.78
	5000 SW	4	1646	2.43
BMW	*733 I 4D	8	2974	2.69
CHEVROLET	*CORVETTE	186	19346	9.61
CHRY/PLYM/MITS	CONQUEST 2D	5	1288	3.88
DATSUN/NISSAN	*240/260/280/300	110	21313	5.16
	*240/260/280/300 2+2	29	8993	3.22
	*810/MAXIMA SEDAN	100	27450	3.64
	*810/MAXIMA WAGON	4	4689	0.85
DODGE/MITSUBISHI	CONQUEST 2D	9	1540	5.84
MAZDA	RX-7 COUPE	225	17690	12.72
MITSUBISHI	STARION 2D	15	2092	7.17
OPEL/ISUZU	IMPULSE 2D	12	7875	1.52

Table A 9. Theft Rates for 1984 Model Year Vehicles During Calendar Year 1986

Make	Series	Number of Thefts	Exposure (Insured Vehicle Years)	Theft Rate (* 1000)
ANTI-THEFT EXEMPT				
ANCESTORS				
PASSENGER CARS				
TOYOTA	*CELICA SUPRA	133	11585	11.48
	*CRESSIDA 4D	43	13416	3.21
	*CRESSIDA SW	4	1674	2.39
	Subtotal:	943	163738	5.76
	Passenger Total:	10836	3680982	2.94
MPVS				
AMC/EAGLE	EAGLE SW	7	6606	1.06
CHEVROLET TRUCK	10 PICKUP 1/2T	445	51898	8.57
	10 PICKUP 1/2T 4X4	83	18979	4.37
	20 CREW C P/U 3/4T	1	540	1.85
	20 PICKUP 3/4T	46	7510	6.13
	20 PICKUP 3/4T 4X4	17	6562	2.59
	30 CHASSIS CAB 1T	1	277	3.61
	30 CREW C P/U 1T	13	1233	10.54
	30 CREW C P/U 1T 4X4	1	254	3.94
	30 PICKUP 1T	12	956	12.55
	30 PICKUP 1T 4X4	2	506	3.95
	BLAZER 1/2T 4X4	64	11911	5.37
	CHEVYVAN 1/2T	21	4961	4.23
	CHEVYVAN 1T	6	621	9.66
	CHEVYVAN 3/4T	107	29043	3.68
	EL CAMINO	20	6912	2.89
	S10 BLAZER	32	14275	2.24
	S10 PICKUP	44	44962	0.98
	SPORTVAN 1T	1	499	2.00
	SPORTVAN 3/4T	10	8691	1.15
	SUBURBAN 1/2T	43	7195	5.98
	SUBURBAN 1/2T 4X4	4	2954	1.35
	SUBURBAN 3/4T	8	2147	3.73
	SUBURBAN 3/4T 4X4	3	1146	2.62
	T10 BLAZER 4X4	70	37227	1.88
	T10 PICKUP 4X4	17	12557	1.35
CHRY/PLYM/MITS	COLT VISTA SW	1	2655	0.38
DATSUN/NISSAN	KING CAB P/U 4X2	35	16699	2.10
	KING CAB P/U 4X4	27	11359	2.38
	PICKUP LONG 4X2	8	4418	1.81
	PICKUP LONG 4X4	9	2147	4.19
	PICKUP SHORT 4X2	75	25896	2.90
	PICKUP SHORT 4X4	10	3781	2.64
DODGE TRUCK	AD150 UTILITY	3	3902	0.77
	AW150 UTILITY	4	5093	0.79
	B150 VAN MPV	2	4801	0.42
	B150 VAN TRK/INC	6	5631	1.07
	B250 VAN TRK/INC	29	13506	2.15
	B350 VAN MPV	6	878	6.83
	CARAVAN WAGON	16	23766	0.67
	D100/D150 PICKUP	21	22057	0.95
	D250 PICKUP	1	2846	0.35

Table A 9. Theft Rates for 1984 Model Year Vehicles During Calendar Year 1986

Make	Series	Number of Thefts	Exposure (Insured Vehicle Years)	Theft Rate (* 1000)
MPVS				
DODGE TRUCK				
	D350 CREW C PICKUP	1	294	3.40
	MINI RAM VAN	7	3287	2.13
	RAM50/D50 P/U SH 4X2	8	10535	0.76
	RAM50/D50 P/U SH 4X4	3	4017	0.75
	W100/W150 PICKUP	8	5207	1.54
	W250 PICKUP	1	1296	0.77
DODGE/MITSUBISHI	COLT VISTA SW	4	3313	1.21
FORD TRUCK				
	BRONCO	32	15101	2.12
	BRONCO II 4X4	74	53153	1.39
	E150 ECONO CARGO VAN	66	31793	2.08
	E150 ECONO CLUB WGN	2	5292	0.38
	E250 ECONO CARGO VAN	4	1418	2.82
	E250 ECONO CLUB WGN	2	833	2.40
	F150 PICKUP 4X2	100	65539	1.53
	F150 PICKUP 4X4	21	20976	1.00
	F150 SUPER P/U 4X2	9	6926	1.30
	F250 PICKUP 4X2	7	10298	0.68
	F250 PICKUP 4X4	12	9784	1.23
	F250 SUPER P/U 4X2	11	3606	3.05
	F250 SUPER P/U 4X4	3	1949	1.54
	F350 CHASSIS C 4X2	1	444	2.25
	F350 PICKUP 4X2	4	1045	3.83
	RANGER PICKUP 4X2	54	52921	1.02
	RANGER PICKUP 4X4	19	15599	1.22
GMC TRUCK				
	1500 PICKUP 1/2T	136	15433	8.81
	1500 PICKUP 1/2T 4X4	16	4022	3.98
	2500 CREW C P/U 3/4T	2	181	11.05
	2500 PICKUP 3/4T	11	2447	4.50
	2500 PICKUP 3/4T 4X4	10	1894	5.28
	3500 CREW C P/U 1T	4	475	8.42
	3500 PICKUP 1T	1	316	3.16
	3500 PICKUP 1T 4X4	1	183	5.46
	JIMMY 1/2T 4X4	13	2467	5.27
	S15 JIMMY	3	3027	0.99
	S15 PICKUP	5	9478	0.53
	SUBURBAN 1/2T	9	2228	4.04
	SUBURBAN 3/4T	1	676	1.48
	T15 JIMMY 4X4	26	8463	3.07
	T15 PICKUP 4X4	4	2903	1.38
	VANDURA 3/4T	37	9102	4.07
JEEP				
	CHEROKEE 4X4	22	20846	1.06
	CJ-7 ROADSTER	58	13906	4.17
	WAGONEER	12	6785	1.77
	WAGONEER/G. WAGONEER	7	5891	1.19
MAZDA				
	B SER. LONG P/U 4X2	19	12400	1.53
	B SER. STD P/U 4X2	77	40185	1.92
	B2200 DSL STD P/U	1	368	2.72
MITSUBISHI	PICKUP STD 4X4	2	621	3.22
OPEL/ISUZU				
	P/U LN 1/2T 4X2	12	6046	1.98
	P/U SH 1/2T 4X2	9	5225	1.72
	TROOPER II 4X4	1	2217	0.45

Table A 9. Theft Rates for 1984 Model Year Vehicles During Calendar Year 1986

Make	Series	Number of Thefts	Exposure (Insured Vehicle Years)	Theft Rate (* 1000)
MPVS				
PLYMOUTH TRUCK	VOYAGER WAGON	15	22407	0.67
SUBARU	BRAT 4X4	2	1629	1.23
	DL/GL 4D SEDAN	13	13713	0.95
	DL/GL SW	13	13467	0.97
	DL/GL SW 4WD	10	17276	0.58
SUZUKI	JIMNY 4X4	4	266	15.04
	JIMNY VAN 4X4	1	56	17.86
TOYOTA	4RUNNER PICKUP	9	804	11.19
	4RUNNER WAGON	8	1300	6.15
	CARGO VAN 4X2	5	2668	1.87
	LAND CRUISER SW	1	1902	0.53
	P/U SH 1/2T 4X4	42	8854	4.74
	P/U X CAB 1/2T 4X4	46	9356	4.92
	P/U XTRA CAB 1/2T	62	11718	5.29
	PICKUP LN 1/2T 4X4	39	7011	5.56
	PICKUP LONG 1/2T	60	16718	3.59
	PICKUP LONG 3/4T	12	1895	6.33
	PICKUP SHORT 1/2T	54	14042	3.85
VAN 4X2	50	14956	3.34	
	Subtotal:	2729	1092306	2.50
	Total:	13565	4773288	2.84

+ Series subject to the Theft Prevention Standard in 1988 only.

* Series also had passive anti-theft device in 1985-1986.

Table A 10. Theft Rates for 1987 Model Year Vehicles During Calendar Year 1987

Make	Series	Number of Thefts	Exposure (Insured Vehicle Years)	Theft Rate (* 1000)
UNMARKED				
PASSENGER CARS				
ACURA	INTEGRA 2D	22	9040	2.43
	INTEGRA 4D	13	5334	2.44
ALFA ROMEO	MILANO 4D	4	1051	3.81
	SPIDER CONV	1	528	1.89
AUDI	4000 4D	7	1773	3.95
BMW	325 I 4D	1	825	1.21
	325 I CONV	4	1494	2.68
	325 IS 2D	8	1509	5.30
BUICK	CENTURY 4D	71	24281	2.92
	REGAL 2D RWD	215	10129	21.23
	SKYHAWK 2D	13	4701	2.77
	SKYHAWK 4D	5	2648	1.89
	SKYHAWK SW	1	511	1.96
	SKYLARK 4D	18	5853	3.08
	SOMERSET 2D	22	9262	2.38
CADILLAC	BROUGHAM 4D	111	11683	9.50
	CIMARRON 4D	16	3012	5.31
CHEVROLET	BERETTA 2D	1	679	1.47
	CAPRICE 2D	4	875	4.57
	CAPRICE 4D	147	23993	6.13
	CAPRICE SW	35	5812	6.02
	CAVALIER 2D	111	29556	3.76
	CAVALIER 4D	40	20353	1.97
	CAVALIER CONV	53	995	53.27
	CAVALIER SW	6	7699	0.78
	CELEBRITY 2D	11	3306	3.33
	CELEBRITY 4D	121	34946	3.46
	CELEBRITY SW	19	9280	2.05
	CHEVETTE 2D	13	6485	2.00
	CHEVETTE 4D	7	3307	2.12
	CORSICA 4D	3	711	4.22
	MONTÉ CARLO 2D	376	14174	26.53
	SPECTRUM 2D	15	2911	5.15
	SPECTRUM 4D	61	6928	8.80
	SPRINT 2D	19	7092	2.68
	SPRINT 4D	8	4071	1.97
CHRYSLER	NEW YORKER 4D (E BODY)	33	11291	2.92
DATSUN/NISSAN	SENTRA 2D	123	59930	2.05
	SENTRA 4D	83	25735	3.23
	SENTRA SW	11	5279	2.08
	STANZA 4D	56	22027	2.54
	STANZA SW	3	1423	2.11
DODGE	OMNI 4D	36	29646	1.21
	OMNI/CHARGER 2D	29	11660	2.49
	SHADOW 2D	29	8715	3.33
	SHADOW 4D	30	7960	3.77
	SHELBY CHARGER 2D	10	1207	8.29
DODGE/MITSUBISHI	COLT 2D	21	5220	4.02
	COLT 4D	93	5655	16.45
FIAT/BERTONE	X 1/9	1	48	20.83

Table A 10. Theft Rates for 1987 Model Year Vehicles During Calendar Year 1987

Make	Series	Number of Thefts	Exposure (Insured Vehicle Years)	Theft Rate (* 1000)
UNMARKED PASSENGER CARS				
FORD	ESCORT 2D	102	38861	2.62
	ESCORT 4D	58	16625	3.49
	ESCORT SW	5	11592	0.43
	EXP 2D	10	6276	1.59
	FORD LTD 2D	64	1377	46.48
	FORD LTD 4D	12	15989	0.75
	FORD LTD SW	2	2692	0.74
	TAURUS 4D	41	36608	1.12
	TAURUS SW	12	17310	0.69
	TEMPO 2D	33	15134	2.18
TEMPO 4D	59	29355	2.01	
HONDA	ACCORD 2D	9	16812	0.54
	ACCORD 4D	130	74089	1.75
	CIVIC CVCC 3D	17	14188	1.20
	CIVIC CVCC 4D	57	30995	1.84
	CIVIC CVCC SW	5	3597	1.39
	CIVIC CVCC/CRX 2D	38	16517	2.30
	CIVIC SW 4X4	2	1197	1.67
PRELUDE	46	17623	2.61	
HYUNDAI	EXCEL 2D	59	15579	3.79
	EXCEL 4D	179	33940	5.27
MAZDA	323 2D	14	4277	3.27
	323 4D	96	12264	7.83
	323 SW	14	2476	5.65
	626/MX-6 2D	36	5590	6.44
	RX-7 COUPE	53	13976	3.79
MERCURY	LYNX 2D	14	3863	3.62
	LYNX 4D	5	1859	2.89
	SABLE 4D	19	13007	1.46
	SABLE SW	5	5190	0.96
	TOPAZ 2D	5	2964	1.69
MITSUBISHI	MIRAGE 2D	7	1428	4.90
	MIRAGE 4D	17	1705	9.97
OLDSMOBILE	CALAIS 2D	48	16002	3.00
	CALAIS 4D	38	8934	4.25
	CIERA 2D	18	5096	3.53
	CIERA 4D	125	38972	3.21
	CUST. CRUISER SW	10	3186	3.14
	CUTLASS 2D	252	16585	15.19
	CUTLASS 4D	44	6369	6.91
	CUTLASS SW	5	4666	1.07
	FIRENZA 2D	3	1037	2.89
	FIRENZA 4D	3	1429	2.10
OPEL/ISUZU	I-MARK 2D FWD	2	805	2.48
	I-MARK 4D FWD	10	1636	6.11
PLYMOUTH	HORIZON 2D	24	11697	2.05
	HORIZON 4D	59	37755	1.56
	SUNDANCE 2D	21	8532	2.46
	SUNDANCE 4D	34	9163	3.71
PONTIAC	6000 2D	4	569	7.03
	6000 4D	85	15376	5.53
	6000 SW	3	1741	1.72
	GRAND AM 2D	191	35166	5.43
	GRAND AM 4D	114	13792	8.27

Table A 10. Theft Rates for 1987 Model Year Vehicles During Calendar Year 1987

Make	Series	Number of Thefts	Exposure (Insured Vehicle Years)	Theft Rate (* 1000)
UNMARKED				
PASSENGER CARS				
PONTIAC				
	GRAND PRIX	50	3715	13.46
	J2000/2000 2D	50	11326	4.41
	PARISIENNE SW	6	1955	3.07
	T1000/1000 4D	2	411	4.87
PORSCHE	944 COUPE	9	3330	2.70
RENAULT/EAGLE	ALLIANCE 2D	4	1379	2.90
	ALLIANCE 4D	8	1875	4.27
	ALLIANCE CONV	1	95	10.53
ROLLS ROYCE	SILVER SPUR 4D	1	36	27.78
SAAB	SAAB 9000 4D	2	2658	0.75
SUBARU	HATCHBACK	4	1213	3.30
	JUSTY 2D	4	1693	2.36
TOYOTA	COROLLA TERCEL 2D	22	17105	1.29
	COROLLA TERCEL 4D	2	1365	1.47
	TERCEL SW 4WD	4	1610	2.48
VOLKSWAGEN	FOX 2D	4	2105	1.90
	FOX 4D	6	2063	2.91
	FOX SW	1	461	2.17
	GOLF 2D	15	3483	4.31
	GOLF 4D	15	4945	3.03
	GTI 2D	12	2544	4.72
	JETTA 2D	2	1014	1.97
	JETTA SEDAN	78	14567	5.35
	QUANTUM 4D	2	694	2.88
VOLVO	760/740 4D	11	9731	1.13
	760/740 SW	12	3907	3.07
YUGO	YUGO 2D	27	8758	3.08
	Subtotal:	4812	1300104	3.70
MARKED				
PASSENGER CARS				

ACURA	LEGEND 2D	3	1624	1.85
	LEGEND 4D	22	8478	2.59
AUDI	5000 QUATTRO 4D	2	768	2.60
BMW	325/325 E 4D	6	3839	1.56
	325/325 E/325 ES 2D	16	5086	3.15
	528 E 4D	8	2679	2.99
	535 I/535 IS 4D	7	1234	5.67
	635 CSI/L6 2D	1	450	2.22
	735 I 4D	3	563	5.33
BUICK	ELECTRA 2D FWD	5	753	6.64
	ELECTRA 4D FWD	62	12859	4.82
	ELECTRA SW RWD	4	1095	3.65
	LESABRE 2D	18	2952	6.10
	LESABRE 4D	94	26617	3.53
	LESABRE SW	8	830	9.64
	RIVIERA 2D	10	1933	5.17
CADILLAC	ELDORADO 2D	12	3048	3.94
	SEVILLE 4D	6	2143	2.80

Table A 10. Theft Rates for 1987 Model Year Vehicles During Calendar Year 1987

Make	Series	Number of Thefts	Exposure (Insured Vehicle Years)	Theft Rate (* 1000)
MARKED				
PASSENGER CARS				
CHEVROLET	CAMARO	826	27046	30.54
	NOVA 4D	23	21048	1.09
CHRYSLER	LEBARON 2D	28	8764	3.19
	LEBARON 2D CONV	7	861	8.13
	LEBARON 4D	24	11128	2.16
	LEBARON GTS 4D	23	6265	3.67
	NEW YORKER 4D RWD	73	23307	3.13
DODGE	600 4D	20	4525	4.42
	ARIES 2D	6	1339	4.48
	ARIES 4D	36	9540	3.77
	ARIES SW	5	4020	1.24
	DAYTONA 2D	29	5073	5.72
	DIPLOMAT 4D	9	5075	1.77
	LANCER 4D	17	3416	4.98
FORD	MUSTANG	55	29656	1.85
	MUSTANG CONV	3	3751	0.80
	THUNDERBIRD 2D	69	21007	3.28
JAGUAR	XJ-S 2D	2	549	3.64
	XJ6	9	3544	2.54
LINCOLN	CONTINENTAL 4D	8	3580	2.23
	LINCOLN CONT. 4D	18	15185	1.19
	MARK VII 2D	15	4175	3.59
MAZDA	626 SEDAN	142	16549	8.58
MERCEDES BENZ	190 E 4D	13	4419	2.94
	260 E 4D	3	1349	2.22
	300 E 4D	8	4212	1.90
	300 SDL 4D	1	1728	0.58
	420 SEL 4D	12	3301	3.64
	560 SEL 4D	4	1184	3.38
	560 SL CONV	12	2725	4.40
MERCURY	COUGAR 2D	61	19078	3.20
MITSUBISHI	CORDIA 2D	2	1081	1.85
	TREDIA 4D	7	1276	5.49
OLDSMOBILE	98 2D FWD	2	985	2.03
	DELTA-88 2D	6	2314	2.59
	DELTA-88 4D	191	31670	6.03
	TORONADO	7	1957	3.58
PLYMOUTH	CARAVELLE 4D	10	4973	2.01
	GRAN FURY 4D	5	2564	1.95
	RELIANT 2D	1	1810	0.55
	RELIANT 4D	30	11582	2.59
	RELIANT SW	2	4627	0.43
PONTIAC	BONNEVILLE 4D	79	19688	4.01
	FIERO 2D	117	10246	11.42
	FIREBIRD	656	18851	34.80
PORSCHE	911 COUPE	8	923	8.67
	911 TARGA/CABRIOLET	23	1067	21.56
	928 COUPE	4	394	10.15
SAAB	SAAB 900 2D	15	4682	3.20
	SAAB 900 4D	1	2948	0.34
	SAAB 900 CONV	1	424	2.36

Table A 10. Theft Rates for 1987 Model Year Vehicles During Calendar Year 1987

Make	Series	Number of Thefts	Exposure (Insured Vehicle Years)	Theft Rate (* 1000)
MARKED				
PASSENGER CARS				
SUBARU	HARDTOP/XT 2D	12	2220	5.41
TOYOTA	CAMRY 4D	75	37004	2.03
	CAMRY SW	7	7064	0.99
	CELICA	54	21492	2.51
	CELICA CONV	4	339	11.80
	COROLLA 2D	22	4694	4.69
	COROLLA FX 2D	30	3658	8.20
	COROLLA SEDAN	172	22785	7.55
	MR2	66	4270	15.46
VOLKSWAGEN	SCIROCCO	19	1628	11.67
	Subtotal:	3476	573566	6.06
ANTI-THEFT EXEMPT				
PASSENGER CARS				
AUDI	5000 4D	13	4338	3.00
AUSTIN ROVER	STERLING 825 4D	4	1877	2.13
CHEVROLET	CORVETTE	59	4744	12.44
CHRY/PLYM/MITS	CONQUEST 2D	11	3034	3.63
DATSUN/NISSAN	240/260/280/300	26	4446	5.85
	240/260/280/300 2+2	9	1784	5.04
	810/MAXIMA SEDAN	163	47454	3.43
	810/MAXIMA WAGON	4	3206	1.25
MITSUBISHI	GALANT 4D	17	2945	5.77
	STARION 2D	22	1552	14.18
OPEL/ISUZU	IMPULSE 2D	2	159	12.58
TOYOTA	CRESSIDA 4D	69	6480	10.65
	SUPRA 2D	33	9331	3.54
	Subtotal:	432	91350	4.73
	Passenger Total:	8720	1965020	4.44
MPVS				
CHEVROLET TRUCK	ASTRO CARGO VAN	26	7808	3.33
	CHEVYVAN 1/2T	4	1095	3.65
	CHEVYVAN 1T	6	305	19.67
	CHEVYVAN 3/4T	82	10643	7.70
	CUTAWAY/RV C VAN 1T	2	83	24.10
	EL CAMINO	12	2341	5.13
	S10 PICKUP	72	29583	2.43
	SUBURBAN 1/2T	4	4615	0.87
	T10 BLAZER 4X4	163	23386	6.97
	T10 PICKUP 4X4	25	8077	3.10
DATSUN/NISSAN	CHASSIS CAB	1	21	47.62
	P/U KING C 4X2	3	3481	0.86
	P/U KING C 4X4	6	2393	2.51
	P/U SHORT 4X2	61	20691	2.95
	P/U SHORT 4X4	2	1939	1.03
	PATHFINDER	48	7718	6.22
	VAN	4	2817	1.42

Table A.10. Theft Rates for 1987 Model Year Vehicles During Calendar Year 1987

Make	Series	Number of Thefts	Exposure (Insured Vehicle Years)	Theft Rate (* 1000)	
MPVS					
DODGE TRUCK	AD150 UTILITY	9	2163	4.16	
	AW150 UTILITY	3	2577	1.16	
	B150 VAN MPV	2	1523	1.31	
	B150 VAN TRK/INC	6	2408	2.49	
	B250 VAN MPV	4	1667	2.40	
	B250 VAN TRK/INC	38	7256	5.24	
	B350 VAN MPV	5	323	15.48	
	B350 VAN TRK/INC	3	390	7.69	
	CARAVAN WAGON	37	31452	1.18	
	D100/D150 PICKUP	12	8554	1.40	
	D250 PICKUP	1	572	1.75	
	D350 PICKUP	1	60	16.67	
	DAKOTA PICKUP 4X2	26	20471	1.27	
	DAKOTA PICKUP 4X4	4	5218	0.77	
	MINI RAM VAN	4	1388	2.88	
	W100/W150 PICKUP	6	3388	1.77	
	W250 PICKUP	2	866	2.31	
	DODGE/MITSUBISHI	COLT VISTA SW	5	3232	1.55
	FORD TRUCK	APROSTAR CARGO VAN	11	1969	5.59
APROSTAR VAN		19	36170	0.53	
BRONCO		48	7890	6.08	
BRONCO II 4X2		23	5981	3.85	
BRONCO II 4X4		35	20163	1.74	
E150 ECONO CARGO VAN		37	15280	2.42	
E250 ECONO CARGO VAN		5	1433	3.49	
E350 CUTAWAY		2	118	16.95	
E350 ECONO CARGO VAN		6	853	7.03	
E350 RV CUTAWAY		4	94	42.55	
F150 PICKUP 4X2		57	24460	2.33	
F150 PICKUP 4X4		23	12063	1.91	
F150 SUPER P/U 4X2		28	5259	5.32	
F250 PICKUP 4X2		8	3570	2.24	
F250 PICKUP 4X4		6	4762	1.26	
F250 SUPER P/U 4X2		10	2132	4.69	
F250 SUPER P/U 4X4		4	1708	2.34	
F350 CHASSIS C 4X2		6	380	15.79	
F350 CHASSIS C 4X4		1	114	8.77	
F350 CREW C P/U 4X2		2	639	3.13	
F350 CREW C P/U 4X4		1	217	4.61	
F350 PICKUP 4X2		2	226	8.85	
F350 PICKUP 4X4		1	262	3.82	
RANGER PICKUP 4X2		91	33256	2.74	
RANGER PICKUP 4X4		17	9353	1.82	
RANGER SUPER P/U 4X2		19	10328	1.84	
RANGER SUPER P/U 4X4		10	6967	1.44	
GMC TRUCK		1500 PICKUP 1/2T	106	5025	21.09
		1500 PICKUP 1/2T 4X4	23	2588	8.89
		2500 PICKUP 3/4T	4	663	6.03
	2500 PICKUP 3/4T 4X4	6	876	6.85	
	3500 CREW C P/U 1T	5	166	30.12	
	3500 PICKUP 1T 4X4	1	102	9.80	
	CABALLERO	2	257	7.78	
	CUTAWAY/RV C VAN 1T	3	19	157.89	
	JIMMY 1/2T 4X4	13	1512	8.60	
	RALLY WAGON 3/4T	1	206	4.85	

Table A 10. Theft Rates for 1987 Model Year Vehicles During Calendar Year 1987

Make	Series	Number of Thefts	Exposure (Insured Vehicle Years)	Theft Rate (* 1000)
MPVS				
GMC TRUCK				
	S15 JIMMY	10	2358	4.24
	S15 PICKUP	13	6009	2.16
	SAFARI CARGO VAN	7	1521	4.60
	SAFARI VAN	6	4951	1.21
	SUBURBAN 1/2T	30	1580	18.99
	SUBURBAN 1/2T 4X4	8	1039	7.70
	SUBURBAN 3/4T	3	432	6.94
	T15 JIMMY 4X4	44	5271	8.35
	T15 PICKUP 4X4	8	1847	4.33
	VANDURA 1/2T	1	161	6.21
	VANDURA 3/4T	24	2811	8.54
JEEP	CHEROKEE 4X2	19	2919	6.51
	CHEROKEE 4X4	124	21450	5.78
	COMANCHE 4X2 LONG	1	537	1.86
	COMANCHE 4X2 SHORT	5	4252	1.18
	COMANCHE 4X4 LONG	1	918	1.09
	COMANCHE 4X4 SHORT	1	1280	0.78
	WAGONEER	13	2792	4.66
	WAGONEER/G. WAGONEER	8	2739	2.92
	WRANGLER 4X4	112	9703	11.54
MAZDA	B SER. LONG P/U 4X2	26	5706	4.56
	B SER. STD P/U 4X2	106	23250	4.56
	B2000 CAB PLUS P/U	59	13483	4.38
MITSUBISHI	MONTERO 4X4	11	2623	4.19
	P/U LONG 4X2	1	409	2.44
	PICKUP 4X2	28	6091	4.60
	PICKUP 4X4	2	729	2.74
	WAGON VAN	6	991	6.05
OPEL/ISUZU	P/U LN 1/2T 4X2	2	472	4.24
	P/U SH 1/2T 4X2	11	3771	2.92
	P/U SPACE C 1/2T 4X2	3	418	7.18
	TROOPER VAN 4X4	6	4217	1.42
PLYMOUTH TRUCK	VOYAGER WAGON	23	32025	0.72
SUBARU	DL/GL 2D	4	1352	2.96
	DL/GL 4D SEDAN	4	4713	0.85
	DL/GL SW	7	4025	1.74
	DL/GL SW 4WD	14	11692	1.20
	GL 4D 4WD	2	1874	1.07
	HARDTOP/XT 2D 4WD	1	737	1.36
SUZUKI	SAMURAI 4X4	99	13848	7.15
TOYOTA	4RUNNER PICKUP	195	7543	25.85
	4RUNNER WAGON	21	788	26.65
	CARGO VAN 4X2	25	3030	8.25
	CARGO VAN 4X4	5	405	12.35
	LAND CRUISER SW	4	971	4.12
	P/U X CAB 1/2T 4X4	74	6514	11.36
	P/U X CAB LN 1/2T	44	3376	13.03
	P/U XTRA CAB 1/2T	4	360	11.11
	PICKUP LN 1/2T 4X4	13	1520	8.55
	PICKUP LONG 1/2T	57	3625	15.72
	PICKUP SHORT 1/2T	193	21090	9.15
	VAN 4X2	32	3121	10.25
	VAN 4X4	5	1136	4.40

Table A 10. Theft Rates for 1987 Model Year Vehicles During Calendar Year 1987

Make	Series	Number of Thefts	Exposure (Insured Vehicle Years)	Theft Rate (* 1000)
MPVS				
VOLKSWAGEN	VANAGON	1	1013	0.99
	Subtotal:	2855	699053	4.08
	Total:	11575	2664073	4.34

Table A 11. Theft Rates for 1986 Model Year Vehicles During Calendar Year 1987

Make	Series	Number of Thefts	Exposure (Insured Vehicle Years)	Theft Rate (* 1000)
UNMARKED ANCESTORS PASSENGER CARS				
ACURA	INTEGRA 2D	13	4104	3.17
	INTEGRA 4D	9	4319	2.08
ALFA ROMEO	GTV6 2D	2	225	8.89
	SPIDER CONV	2	1850	1.08
AUDI	4000 4D	26	6061	4.29
	GT COUPE 2D	5	1385	3.61
BUICK	CENTURY 2D	5	5160	0.97
	CENTURY 4D	201	77998	2.58
	CENTURY SW	8	8749	0.91
	+REGAL 2D RWD	421	32771	12.85
	SKYHAWK 2D	46	20338	2.26
	SKYHAWK 4D	17	8554	1.99
	SKYHAWK SW	2	2098	0.95
	SKYLARK 4D	54	18863	2.86
	SOMERSET 2D	75	27273	2.75
CADILLAC	BROUGHAM 4D	146	16036	9.10
	CIMARRON 4D	33	9588	3.44
	FLEETWOOD FWD 4D	2	113	17.70
CHEVROLET	CAPRICE 2D	21	3588	5.85
	CAPRICE 4D	213	48090	4.43
	CAPRICE SW	69	11978	5.76
	CAVALIER 2D	168	60403	2.78
	CAVALIER 4D	81	52113	1.55
	CAVALIER CONV	17	1730	9.83
	CAVALIER SW	13	18154	0.72
	CELEBRITY 2D	34	10687	3.18
	CELEBRITY 4D	198	82813	2.39
	CELEBRITY SW	12	25258	0.48
	CHEVETTE 2D	22	11245	1.96
	CHEVETTE 4D	24	10756	2.23
	MONTE CARLO 2D	785	40692	19.29
	SPECTRUM 2D	29	11287	2.57
	SPECTRUM 4D	148	24205	6.11
	SPRINT 2D	19	13823	1.37
	SPRINT 4D	16	11134	1.44
CHRYSLER	NEW YORKER 4D (E BODY)	50	19726	2.53
DATSUN/NISSAN	PULSAR 2D	101	25341	3.99
	SENTRA 2D	97	28895	3.36
	SENTRA 4D	55	15567	3.53
	SENTRA SW	9	4932	1.82
	STANZA 4D	16	5366	2.98
	STANZA SW	16	16003	1.00
	STANZA SW 4WD	5	2686	1.86
DODGE	OMNI 4D	27	16287	1.66
	OMNI/CHARGER 2D	20	10789	1.85
	SHELBY CHARGER 2D	10	1976	5.06
DODGE/MITSUBISHI	COLT 2D HTCH	4	12288	0.33
	COLT 4D	84	10351	8.12
FIAT/BERTONE	X 1/9	3	265	11.32
FORD	ESCORT 4D	71	37989	1.87
	ESCORT SW	30	28369	1.06
	EXP 2D	43	11626	3.70
	FORD LTD 2D	5	2462	2.03

Table A 11. Theft Rates for 1986 Model Year Vehicles During Calendar Year 1987

Make	Series	Number of Thefts	Exposure (Insured Vehicle Years)	Theft Rate (* 1000)
UNMARKED ANCESTORS				
PASSENGER CARS				
FORD				
	FORD LTD 4D	23	23289	0.99
	FORD LTD SW	3	5604	0.54
	LTD 4D	12	16169	0.74
	LTD SW	2	3673	0.54
	TAURUS 4D	65	55925	1.16
	TAURUS SW	14	19124	0.73
	TEMPO 2D	48	24499	1.96
	TEMPO 4D	69	58101	1.19
HONDA	ACCORD 2D	14	8707	1.61
	ACCORD 4D	161	99157	1.62
	ACCORD LX 2D	33	18069	1.83
	CIVIC CVCC 3D	31	27808	1.11
	CIVIC CVCC 4D	48	31320	1.53
	CIVIC CVCC SW	1	7428	0.13
	CIVIC CVCC/CRX 2D	37	25870	1.43
	CIVIC SW 4X4	2	2901	0.69
	PRELUDE	143	30425	4.70
HYUNDAI	EXCEL 2D	19	6382	2.98
	EXCEL 4D	183	35513	5.15
MASERATI	425 4D	2	88	22.73
	SPYDER CONV	2	98	20.41
MAZDA	323 2D	29	9046	3.21
	323 4D	94	17582	5.35
	+626/MX-6 2D	85	9823	8.65
	+GLC WAGON	2	724	2.76
	RX-7 COUPE	95	21804	4.36
MERCURY	+CAPRI	19	5136	3.70
	LYNX SW	4	3914	1.02
	MARQUIS 4D	4	7495	0.53
	MARQUIS SW	1	1142	0.88
	SABLE SW	7	7370	0.95
	TOPAZ 2D	5	4518	1.11
	TOPAZ 4D	18	13573	1.33
MITSUBISHI	MIRAGE 2D	25	5043	4.96
OLDSMOBILE	CALAIS 2D	74	31326	2.36
	CALAIS 4D	50	20481	2.44
	+CIERA 2D	57	15629	3.65
	+CIERA 4D	284	93385	3.04
	CUST. CRUISER SW	26	6783	3.83
	+CUTLASS 2D	691	55134	12.53
	+CUTLASS 4D	87	20416	4.26
	+CUTLASS SW	13	11316	1.15
	FIRENZA 2D	18	6196	2.91
	FIRENZA 4D	14	5839	2.40
	FIRENZA SW	1	1610	0.62
OPEL/ISUZU	I-MARK 2D FWD	5	2939	1.70
	I-MARK 4D FWD	32	7456	4.29
PEUGEOT	505 4D	10	3785	2.64
	505 SW	2	807	2.48
PLYMOUTH	HORIZON 2D	21	12588	1.67
	HORIZON 4D	22	18414	1.19

Table A 11. Theft Rates for 1986 Model Year Vehicles During Calendar Year 1987

Make	Series	Number of Thefts	Exposure (Insured Vehicle Years)	Theft Rate (* 1000)	
UNMARKED ANCESTORS PASSENGER CARS					
PONTIAC	6000 2D	5	3239	1.54	
	6000 4D	206	55552	3.71	
	6000 SW	7	6058	1.16	
	GRAND AM 2D	238	48501	4.91	
	GRAND AM 4D	192	29159	6.58	
	+GRAND PRIX	167	14601	11.44	
	J2000/2000 2D	53	20873	2.54	
	J2000/2000 4D	47	14800	3.18	
	J2000/2000 SW	3	1830	1.64	
	PARISIENNE 4D	88	20540	4.28	
	PARISIENNE SW	17	4198	4.05	
	T1000/1000 2D	11	4269	2.58	
	T1000/1000 4D	5	2841	1.76	
	PORSCHE	944 COUPE	22	7322	3.00
RENAULT/EAGLE	ALLIANCE 2D	16	7793	2.05	
	ALLIANCE 4D	29	11536	2.51	
	ALLIANCE CONV	1	623	1.61	
	ENCORE 4D	3	2102	1.43	
SAAB	SAAB 9000 4D	9	3478	2.59	
SUBARU	HATCHBACK	10	5468	1.83	
TOYOTA	COROLLA TERCEL 2D	14	12731	1.10	
	TERCEL SW 4WD	52	5701	9.12	
TVR	280I CONV	1	29	34.48	
VOLKSWAGEN	GOLF 2D	20	7148	2.80	
	GOLF 4D	18	12787	1.41	
	GTI 2D	44	7506	5.86	
	JETTA SEDAN	140	35326	3.96	
	QUANTUM 4D	22	3527	6.24	
VOLVO	760/740 4D	10	16427	0.61	
	760/740 SW	16	6514	2.46	
YUGO	YUGO 2D	68	10630	6.40	
		Subtotal:	7823	2238892	3.49
MARKED ANCESTORS PASSENGER CARS					
ACURA	LEGEND 4D	9	8372	1.08	
AUDI	5000 QUATTRO 4D	4	950	4.21	
BMW	325/325 E 4D	18	8338	2.16	
	325/325 E/325 ES 2D	45	13017	3.46	
	524 TD 4D	2	400	5.00	
	528 E 4D	19	4967	3.83	
	535 I/535 IS 4D	4	2532	1.58	
	635 CSI/L6 2D	7	683	10.25	
	*735 I 4D	11	1511	7.28	
BUICK	ELECTRA 2D FWD	10	1774	5.64	
	ELECTRA 4D FWD	252	36646	6.88	
	ELECTRA SW RWD	18	2998	6.00	
	LESABRE 2D	23	8134	2.83	
	LESABRE 4D	101	25467	3.97	
	LESABRE SW	13	2442	5.32	
	RIVIERA 2D	20	6508	3.07	

Table A 11. Theft Rates for 1986 Model Year Vehicles During Calendar Year 1987

Make	Series	Number of Thefts	Exposure (Insured Vehicle Years)	Theft Rate (* 1000)
MARKED ANCESTORS				
PASSENGER CARS				
CADILLAC	DEVILLE 2D FWD	76	14065	5.40
	DEVILLE 4D FWD	268	44690	6.00
	ELDORADO 2D	24	7172	3.35
	SEVILLE 4D	16	5765	2.78
CHEVROLET	CAMARO	1773	65842	26.93
	NOVA 4D	276	68417	4.03
CHRYSLER	LASER 2D	59	13683	4.31
	LEBARON 2D	15	10046	1.49
	LEBARON 2D CONV	31	7432	4.17
	LEBARON 4D	23	15503	1.48
	LEBARON GTS 4D	69	27869	2.48
	LEBARON SW	2	2340	0.85
	NEW YORKER 4D RWD	71	28887	2.46
	DODGE	600 2D	10	4500
	600 4D	15	8916	1.68
	ARIES 2D	11	5318	2.07
	ARIES 4D	28	15444	1.81
	ARIES SW	5	7580	0.66
	DAYTONA 2D	85	16841	5.05
	DIPLOMAT 4D	4	3915	1.02
	LANCER 4D	51	19101	2.67
FORD	MUSTANG	231	68349	3.38
	MUSTANG CONV	49	8426	5.82
	THUNDERBIRD 2D	131	59913	2.19
JAGUAR	XJ-S 2D	5	1438	3.48
	XJ6	9	5766	1.56
LINCOLN	CONTINENTAL 4D	6	5889	1.02
	LINCOLN CONT. 4D	81	34246	2.37
	MARK VII 2D	23	6668	3.45
MAZDA	626 SEDAN	229	28897	7.92
MERCEDES BENZ	190 D 4D	1	863	1.16
	190 E 4D	15	6988	2.15
	300 E 4D	22	8353	2.63
	300 SDL 4D	3	1730	1.73
	420 SEL 4D	10	4901	2.04
	560 SEC 2D	2	560	3.57
	560 SEL 4D	4	2293	1.74
	560 SL CONV	15	3558	4.22
MERCURY	COUGAR 2D	116	49148	2.36
MITSUBISHI	CORDIA 2D	10	2175	4.60
	TREDIA 4D	19	4596	4.13
OLDSMOBILE	98 2D FWD	13	2103	6.18
	98 4D FWD	256	38553	6.64
	DELTA-88 2D	62	13524	4.58
	DELTA-88 4D	352	70309	5.01
	TORONADO	12	4891	2.45
PLYMOUTH	CARAVELLE 4D	14	9909	1.41
	GRAN FURY 4D	4	2289	1.75
	RELIANT 2D	6	6185	0.97
	RELIANT 4D	26	17554	1.48
	RELIANT SW	8	8658	0.69

Table A 11. Theft Rates for 1986 Model Year Vehicles During Calendar Year 1987

Make	Series	Number of Thefts	Exposure (Insured Vehicle Years)	Theft Rate (* 1000)
MARKED ANCESTORS				
PASSENGER CARS				
PONTIAC	BONNEVILLE 4D	38	14053	2.70
	FIERO 2D	349	31874	10.95
	FIREBIRD	921	38676	23.81
PORSCHE	911 COUPE	9	1419	6.34
	911 TARGA/CABRIOLET	19	1327	14.32
	928 COUPE	6	864	6.94
SAAB	SAAB 900 2D	24	9861	2.43
	SAAB 900 4D	10	5940	1.68
SUBARU	HARDTOP/XT 2D	17	6786	2.51
TOYOTA	CAMRY 4D	441	68647	6.42
	CELICA	112	44237	2.53
	COROLLA 2D	84	14876	5.65
	COROLLA SEDAN	343	51836	6.62
	MR2	239	13222	18.08
VOLKSWAGEN	SCIROCCO	21	3827	5.49
	Subtotal:	7833	1304242	6.01
ANTI-THEFT EXEMPT				
ANCESTORS				
PASSENGER CARS				
AUDI	5000 4D	38	17182	2.21
	5000 SW	1	638	1.57
CHEVROLET	*CORVETTE	93	10487	8.87
CHRY/PLYM/MITS	CONQUEST 2D	7	988	7.09
DATSUN/NISSAN	*240/260/280/300	77	18936	4.07
	*240/260/280/300 2+2	16	6237	2.57
	*810/MAXIMA SEDAN	85	26031	3.27
	*810/MAXIMA WAGON	4	2298	1.74
DODGE/MITSUBISHI	CONQUEST 2D	7	1023	6.84
MITSUBISHI	GALANT 4D	45	7036	6.40
	STARION 2D	13	1738	7.48
OPEL/ISUZU	IMPULSE 2D	21	4849	4.33
TOYOTA	*CELICA SUPRA	22	2116	10.40
	*CRESSIDA 4D	64	17513	3.65
	*SUPRA 2D	32	8612	3.72
	Subtotal:	525	125684	4.18
	Passenger Total:	16181	3668818	4.41
MPVS				
AMC/EAGLE	EAGLE SW	1	2238	0.45
CHEVROLET TRUCK	10 PICKUP 1/2T	841	53642	15.68
	10 PICKUP 1/2T 4X4	167	20211	8.26
	20 CREW C P/U 3/4T	1	425	2.35
	20 PICKUP 3/4T	76	6588	11.54
	20 PICKUP 3/4T 4X4	33	6121	5.39
	30 CHASSIS CAB 1T	11	543	20.26
	30 CREW C P/U 1T	35	1620	21.60
	30 CREW C P/U 1T 4X4	2	289	6.92

Table A 11. Theft Rates for 1986 Model Year Vehicles During Calendar Year 1987

Make	Series	Number of Thefts	Exposure (Insured Vehicle Years)	Theft Rate (* 1000)
MPVS				
CHEVROLET TRUCK				
	30 PICKUP 1T	16	973	16.44
	30 PICKUP 1T 4X4	4	668	5.99
	ASTRO CARGO VAN	56	12716	4.40
	ASTRO VAN	55	32266	1.70
	BLAZER 1/2T 4X4	273	11796	23.14
	CHEVYVAN 1/2T	10	3706	2.70
	CHEVYVAN 1T	10	763	13.11
	CHEVYVAN 3/4T	196	23904	8.20
	CUTAWAY/RV C VAN 1T	6	230	26.09
	EL CAMINO	26	5744	4.53
	S10 BLAZER	61	15013	4.06
	S10 PICKUP	89	41293	2.16
	SPORTVAN 1T	1	388	2.58
	SPORTVAN 3/4T	4	4836	0.83
	SUBURBAN 1/2T	132	9175	14.39
	SUBURBAN 1/2T 4X4	19	4252	4.47
	SUBURBAN 3/4T	8	2745	2.91
	SUBURBAN 3/4T 4X4	9	1372	6.56
	T10 PICKUP 4X4	28	11041	2.54
DATSUN/NISSAN	KING CAB P/U 4X2	61	8622	7.07
	KING CAB P/U 4X4	7	6591	1.06
	P/U KING C 4X2	6	13231	0.45
	P/U KING C 4X4	33	10624	3.11
	P/U SHORT 4X2	77	31907	2.41
	P/U SHORT 4X4	5	4900	1.02
	PICKUP LONG 4X2	14	2142	6.54
	PICKUP LONG 4X4	5	605	8.26
	PICKUP SHORT 4X2	129	23000	5.61
	PICKUP SHORT 4X4	6	2579	2.33
DODGE TRUCK	AD150 UTILITY	15	2406	6.23
	AW150 UTILITY	15	3396	4.42
	B150 VAN MPV	2	3311	0.60
	B150 VAN TRK/INC	20	4374	4.57
	B250 VAN MPV	6	3720	1.61
	B250 VAN TRK/INC	41	11447	3.58
	B350 VAN MPV	6	797	7.53
	B350 VAN TRK/INC	5	705	7.09
	CARAVAN WAGON	45	41805	1.08
	D100/D150 PICKUP	35	18523	1.89
	D250 PICKUP	7	2352	2.98
	D350 CHASSIS CAB	2	191	10.47
	D350 PICKUP	4	408	9.80
	MINI RAM VAN	6	1875	3.20
	RAM50/D50 P/U SH 4X2	35	19699	1.78
	RAM50/D50 P/U SH 4X4	7	5047	1.39
	W100/W150 PICKUP	18	6595	2.73
	W250 PICKUP	4	1833	2.18
DODGE/MITSUBISHI	COLT VISTA SW	8	5159	1.55
	COLT VISTA SW 4X4	2	2730	0.73
FORD TRUCK	AEROSTAR CARGO VAN	18	8887	2.03
	AEROSTAR VAN	48	41618	1.15
	BRONCO	76	18740	4.06
	BRONCO II 4X4	82	40644	2.02
	E150 ECONO CARGO VAN	85	31021	2.74

Table A 11. Theft Rates for 1986 Model Year Vehicles During Calendar Year 1987

Make	Series	Number of Thefts	Exposure (Insured Vehicle Years)	Theft Rate (* 1000)
MPVS				
FORD TRUCK				
	E150 ECONO CLUB WGN	2	3657	0.55
	E250 ECONO CARGO VAN	9	2059	4.37
	E250 ECONO CLUB WGN	1	609	1.64
	E350 CUTAWAY	5	269	18.59
	E350 ECONO CARGO VAN	12	1519	7.90
	E350 RV CUTAWAY	3	128	23.44
	F150 PICKUP 4X2	161	72341	2.23
	F150 PICKUP 4X4	54	29127	1.85
	F150 SUPER P/U 4X2	58	12420	4.67
	F150 SUPER P/U 4X4	2	2088	0.96
	F250 PICKUP 4X2	36	11560	3.11
	F250 PICKUP 4X4	28	14007	2.00
	F250 SUPER P/U 4X2	29	6121	4.74
	F250 SUPER P/U 4X4	12	4634	2.59
	F350 CHASSIS C 4X2	13	961	13.53
	F350 CREW C P/U 4X2	15	2401	6.25
	F350 CREW C P/U 4X4	2	519	3.85
	F350 PICKUP 4X2	8	1052	7.60
	F350 PICKUP 4X4	5	818	6.11
	RANGER PICKUP 4X2	109	48755	2.24
	RANGER PICKUP 4X4	29	14703	1.97
	RANGER SUPER P/U 4X2	25	16589	1.51
	RANGER SUPER P/U 4X4	9	8265	1.09
GMC TRUCK				
	1500 PICKUP 1/2T	192	13533	14.19
	1500 PICKUP 1/2T 4X4	32	4843	6.61
	2500 CREW C P/U 3/4T	2	164	12.20
	2500 PICKUP 3/4T	17	2033	8.36
	2500 PICKUP 3/4T 4X4	8	1993	4.01
	3500 CHASSIS CAB 1T	4	190	21.05
	3500 CREW C P/U 1T	12	543	22.10
	3500 PICKUP 1T	6	360	16.67
	3500 PICKUP 1T 4X4	1	211	4.74
	CABALLERO	3	618	4.85
	CUTAWAY/RV C VAN 1T	2	56	35.71
	JIMMY 1/2T 4X4	24	2607	9.21
	RALLY WAGON 3/4T	3	897	3.34
	S15 JIMMY	13	3424	3.80
	S15 PICKUP	16	8151	1.96
	SAFARI CARGO VAN	14	2874	4.87
	SAFARI VAN	7	6724	1.04
	SUBURBAN 1/2T	29	2654	10.93
	SUBURBAN 1/2T 4X4	5	1318	3.79
	SUBURBAN 3/4T	1	880	1.14
	SUBURBAN 3/4T 4X4	1	496	2.02
	T15 JIMMY 4X4	54	7372	7.33
	T15 PICKUP 4X4	3	2524	1.19
	VANDURA 3/4T	42	6709	6.26
JEEP				
	CHEROKEE 4X2	31	5018	6.18
	CHEROKEE 4X4	146	35543	4.11
	CJ-7 ROADSTER	58	8340	6.95
	COMANCHE 4X2 LONG	19	6471	2.94
	COMANCHE 4X4 LONG	27	6706	4.03
	WAGONEER	16	4149	3.86
	WAGONEER/G. WAGONEER	16	4444	3.60

Table A 11. Theft Rates for 1986 Model Year Vehicles During Calendar Year 1987

Make	Series	Number of Thefts	Exposure (Insured Vehicle Years)	Theft Rate (* 1000)
MPVS				
MAZDA	B SER. LONG P/U 4X2	46	12838	3.58
	B SER. STD P/U 4X2	149	33596	4.44
	B2000 CAB PLUS P/U	40	10825	3.70
MITSUBISHI	MONTERO 4X4	2	1743	1.15
	PICKUP 4X2	1	7955	0.13
	PICKUP STD 4X4	9	1071	8.40
OPEL/ISUZU	P/U LN 1/2T 4X2	9	3838	2.34
	P/U SH 1/2T 4X2	27	16225	1.66
	P/U SH 1/2T 4X4	6	1689	3.55
	P/U SPACE C 1/2T 4X2	4	2898	1.38
	TROOPER II 4X4	24	22489	1.07
PLYMOUTH TRUCK	TROOPER VAN 4X4	9	1572	5.73
	VOYAGER WAGON	34	40974	0.83
SUBARU	BRAT 4X4	6	1380	4.35
	DL/GL 2D	6	2948	2.04
	DL/GL 4D SEDAN	25	17446	1.43
	DL/GL SW	7	12540	0.56
	DL/GL SW 4WD	10	20823	0.48
	GL 4D 4WD	3	5379	0.56
	HARDTOP/XT 2D 4WD	6	2836	2.12
SUZUKI	SAMURAI 4X4	64	7328	8.73
TOYOTA	4RUNNER PICKUP	172	10513	16.36
	4RUNNER WAGON	61	3052	19.99
	CARGO VAN 4X2	76	10492	7.24
	LAND CRUISER SW	2	793	2.52
	P/U SH 1/2T 4X4	189	23836	7.93
	P/U X CAB 1/2T 4X4	140	12628	11.09
	P/U X-CAB LN 1/2T	68	8861	7.67
	P/U XTRA CAB 1/2T	30	3915	7.66
	PICKUP LN 1/2T 4X4	57	4771	11.95
	PICKUP LONG 1/2T	129	11671	11.05
	PICKUP SHORT 1/2T	289	36750	7.86
VOLKSWAGEN	VAN 4X2	82	9822	8.35
	VANAGON	1	2983	0.34
Subtotal:		6319	1420969	4.45
Total:		22500	5089787	4.42

+ Series subject to the Theft Prevention Standard in 1988 only.

* Series also had passive anti-theft device in 1985-1986.

Table A 12. Theft Rates for 1985 Model Year Vehicles During Calendar Year 1987

Make	Series	Number of Thefts	Exposure (Insured Vehicle Years)	Theft Rate (* 1000)
UNMARKED ANCESTORS				
PASSENGER CARS				
ALFA ROMEO	GTV6 2D	5	143	34.97
	SPIDER CONV	8	620	12.90
AUDI	4000 4D	20	4832	4.14
	GT COUPE 2D	3	881	3.41
AVANTI	AVANTI 2D	2	25	80.00
BUICK	CENTURY 2D	10	3369	2.97
	CENTURY 4D	222	53498	4.15
	CENTURY SW	7	7176	0.98
	+REGAL 2D RWD	548	33905	16.16
	SKYHAWK 2D	35	13778	2.54
	SKYHAWK 4D	24	6214	3.86
	SKYHAWK SW	3	1258	2.38
	SKYLARK 4D	57	20071	2.84
	SOMERSET 2D	80	23208	3.45
CADILLAC	BROUGHAM 2D	21	1863	11.27
	BROUGHAM 4D	157	11918	13.17
	CIMARRON 4D	29	5802	5.00
CHEVROLET	CAPRICE 2D	14	4487	3.12
	CAPRICE 4D	171	32937	5.19
	CAPRICE SW	51	12139	4.20
	CAVALIER 2D	66	35462	1.86
	CAVALIER 4D	87	44700	1.95
	CAVALIER CONV	22	1090	20.18
	CAVALIER SW	15	17134	0.88
	CELEBRITY 2D	31	8430	3.68
	CELEBRITY 4D	171	54767	3.12
	CELEBRITY SW	6	21268	0.28
	CHEVETTE 2D	38	13251	2.87
	CHEVETTE 4D	45	13475	3.34
	CITATION 2D	4	1652	2.42
	CITATION 4D	6	8686	0.69
	IMPALA 4D	25	6615	3.78
	MONTE CARLO 2D	577	30878	18.69
	SPECTRUM 2D	31	6575	4.71
	SPECTRUM 4D	85	7012	12.12
	SPRINT 2D	11	5866	1.88
CHRYSLER	LIMOUSINE 4D	4	73	54.79
	NEW YORKER 4D (E BODY)	69	17743	3.89
DATSUN/NISSAN	PULSAR 2D	56	14618	3.83
	SENTRA 2D	121	29013	4.17
	SENTRA 4D	108	19671	5.49
	SENTRA SW	21	8989	2.34
	STANZA 4D	55	15255	3.61
DODGE	OMNI 4D	40	21318	1.88
	OMNI/CHARGER 2D	35	14285	2.45
	SHELBY CHARGER 2D	10	2056	4.86
DODGE/MITSUBISHI	COLT 2D HTCH	1	4827	0.21
	COLT 4D	41	4920	8.33
FIAT/BERTONE	X 1/9	2	282	7.09
FORD	ESCORT 2D	161	32853	4.90
	ESCORT 4D	84	12851	6.54
	ESCORT SW	38	9339	4.07
	EXP 2D	24	7374	3.25

Table A 12. Theft Rates for 1985 Model Year Vehicles During Calendar Year 1987

Make	Series	Number of Thefts	Exposure (Insured Vehicle Years)	Theft Rate (* 1000)
UNMARKED ANCESTORS PASSENGER CARS				
FORD				
	FORD LTD 2D	5	4151	1.20
	FORD LTD 4D	53	32642	1.62
	FORD LTD SW	11	7095	1.55
	LTD 4D	32	34988	0.91
	LTD SW	4	9084	0.44
	TEMPO 2D	35	18912	1.85
	TEMPO 4D	128	59996	2.13
HONDA	ACCORD 2D	43	11101	3.87
	ACCORD 4D	168	61236	2.74
	ACCORD LX 2D	6	11214	0.54
	CIVIC CVCC 3D	27	18008	1.50
	CIVIC CVCC 4D	51	16557	3.08
	CIVIC CVCC SW	9	7953	1.13
	CIVIC CVCC/CRX 2D	44	18215	2.42
	CIVIC SW 4X4	6	2886	2.08
	PRELUDE	116	24071	4.82
MAZDA	+626/MX-6 2D	55	7671	7.17
	+GLC 2D	25	6608	3.78
	+GLC SEDAN	50	10461	4.78
	RX-7 COUPE	443	19241	23.02
MERCEDES BENZ	+380 SL CONV	4	2729	1.47
	+500 SEC 2D	2	386	5.18
	+500 SEL 4D	8	1954	4.09
MERCURY	+CAPRI	15	4248	3.53
	LYNX 2D	26	7852	3.31
	LYNX 4D	10	3459	2.89
	LYNX SW	3	1439	2.08
	MARQUIS 4D	37	23327	1.59
	MARQUIS SW	3	2826	1.06
	TOPAZ 2D	6	4221	1.42
	TOPAZ 4D	44	16538	2.66
MITSUBISHI	MIRAGE 2D	19	2927	6.49
OLDSMOBILE	CALAIS 2D	88	29393	2.99
	+CIERA 2D	26	9830	2.64
	+CIERA 4D	214	62950	3.40
	CUST. CRUISER SW	30	5745	5.22
	+CUTLASS 2D	744	48136	15.46
	+CUTLASS 4D	110	17268	6.37
	+CUTLASS SW	16	10336	1.55
	FIRENZA 2D	6	1850	3.24
	FIRENZA 4D	15	7683	1.95
	FIRENZA SW	5	2266	2.21
OPEL/ISUZU	I-MARK 4D FWD	15	2301	6.52
	I-MARK 4D RWD	2	944	2.12
PEUGEOT	505 4D	14	4695	2.98
PLYMOUTH	HORIZON 2D	37	15831	2.34
	HORIZON 4D	43	26513	1.62
PONTIAC	2000 2D CONV	3	555	5.41
	6000 2D	11	2228	4.94
	6000 4D	160	31344	5.10
	6000 SW	1	4410	0.23
	GRAND AM 2D	126	21731	5.80
	+GRAND PRIX	256	16402	15.61

Table A 12. Theft Rates for 1985 Model Year Vehicles During Calendar Year 1987

Make	Series	Number of Thefts	Exposure (Insured Vehicle Years)	Theft Rate (* 1000)
UNMARKED ANCESTORS				
PASSENGER CARS				
PONTIAC				
	J2000/2000 2D	42	12803	3.28
	J2000/2000 4D	46	11275	4.08
	J2000/2000 SW	1	1880	0.53
	PARISIENNE 4D	64	14756	4.34
	PARISIENNE SW	16	4115	3.89
	T1000/1000 2D	4	2138	1.87
	T1000/1000 4D	7	1686	4.15
PORSCHE	944 COUPE	31	4662	6.65
RENAULT/EAGLE	ALLIANCE 2D	45	8369	5.38
	ALLIANCE 4D	57	11392	5.00
	ALLIANCE CONV	9	1885	4.77
	ENCORE 4D	13	4475	2.91
	FUEGO 2D	5	903	5.54
SUBARU	HATCHBACK	16	3539	4.52
TOYOTA	COROLLA TERCEL 2D	13	12724	1.02
	TERCEL SW 2WD	1	5269	0.19
	TERCEL SW 4WD	70	6262	11.18
VOLKSWAGEN	GOLF 2D	34	7696	4.42
	GOLF 4D	25	8555	2.92
	GTI 2D	35	4245	8.24
	JETTA 2D	1	3756	0.27
	JETTA SEDAN	79	19784	3.99
	QUANTUM 4D	20	3113	6.42
	QUANTUM SW	2	1383	1.45
VOLVO	240 4D	6	10662	0.56
	760/740 4D	30	12743	2.35
	760/740 SW	3	1974	1.52
	Subtotal:	7642	1688903	4.52
MARKED ANCESTORS				
PASSENGER CARS				

AUDI	4000 QUATTRO 4D 4WD	1	1147	0.87
BMW	318 I 2D	34	4848	7.01
	318 I 4D	20	3668	5.45
	325/325 E 4D	8	2789	2.87
	325/325 E/325 ES 2D	34	5634	6.03
	524 TD 4D	3	649	4.62
	528 E 4D	16	3105	5.15
	535 I/535 IS 4D	7	1788	3.91
	635 CSI/L6 2D	6	936	6.41
	*735 I 4D	12	2266	5.30
BUICK	ELECTRA 2D FWD	10	1547	6.46
	ELECTRA 4D FWD	302	32163	9.39
	ELECTRA SW RWD	11	1594	6.90
	LESABRE 2D	52	7843	6.63
	LESABRE 4D	164	28478	5.76
	LESABRE SW	6	1267	4.74
	RIVIERA 2D	204	16192	12.60
	RIVIERA 2D CONV	2	82	24.39

Table A 12. Theft Rates for 1985 Model Year Vehicles During Calendar Year 1987

Make	Series	Number of Thefts	Exposure (Insured Vehicle Years)	Theft Rate (* 1000)
MARKED ANCESTORS				
PASSENGER CARS				
CADILLAC	DEVILLE 2D FWD	97	11518	8.42
	DEVILLE 4D FWD	212	27239	7.78
	ELDORADO 2D	368	18860	19.51
	ELDORADO CONV	7	530	13.21
	SEVILLE 4D	115	9436	12.19
CHEVROLET	CAMARO	1076	45553	23.62
	NOVA 4D	8	7658	1.04
CHRYSLER	LASER 2D	65	15210	4.27
	LEBARON 2D	25	7597	3.29
	LEBARON 2D CONV	24	4811	4.99
	LEBARON 4D	23	13123	1.75
	LEBARON GTS 4D	50	17878	2.80
	LEBARON SW	3	2196	1.37
DODGE	NEW YORKER 4D RWD	121	31893	3.79
	600 2D	13	3682	3.53
	600 4D	23	8487	2.71
	ARIES 2D	12	6285	1.91
	ARIES 4D	23	16715	1.38
	ARIES SW	10	7065	1.42
	DAYTONA 2D	90	13705	6.57
	DIPLOMAT 4D	9	6531	1.38
	LANCER 4D	63	13381	4.71
	FERRARI	308 GTS QUATTROVALVO	1	124
MONDIAL CONV		1	27	37.04
FORD	MUSTANG	192	37388	5.14
	MUSTANG CONV	28	4340	6.45
	THUNDERBIRD 2D	132	42240	3.13
JAGUAR	XJ-S 2D	4	869	4.60
	XJ6	8	4111	1.95
LINCOLN	CONTINENTAL 4D	20	6741	2.97
	LINCOLN CONT. 4D	84	27734	3.03
MAZDA	626 SEDAN	157	20767	7.56
MERCEDES BENZ	190 D 4D	4	1160	3.45
	190 E 4D	29	6749	4.30
	300 D 4D	12	5743	2.09
	300 SD 4D	11	2420	4.55
	380 SE 4D	11	2631	4.18
MERCURY	COUGAR 2D	77	32465	2.37
MITSUBISHI	CORDIA 2D	21	2645	7.94
	TREDIA 4D	11	2999	3.67
OLDSMOBILE	98 2D FWD	26	4153	6.26
	98 4D FWD	450	39140	11.50
	DELTA-88 2D	63	13539	4.65
	DELTA-88 4D	269	42759	6.29
	TORONADO	105	10317	10.18
PLYMOUTH	CARAVELLE 4D	13	10343	1.26
	GRAN FURY 4D	8	3242	2.47
	RELIANT 2D	13	7513	1.73
	RELIANT 4D	29	18551	1.56
PONTIAC	RELIANT SW	5	7370	0.68
	BONNEVILLE 4D	58	13913	4.17
	FIERO 2D	285	21079	13.52
	FIREBIRD	603	24209	24.91

Table A 12. Theft Rates for 1985 Model Year Vehicles During Calendar Year 1987

Make	Series	Number of Thefts	Exposure (Insured Vehicle Years)	Theft Rate (* 1000)
MARKED ANCESTORS				
PASSENGER CARS				
PORSCHE	911 COUPE	4	528	7.58
	911 TARGA/CABRIOLET	6	765	7.84
	928 COUPE	3	524	5.73
SAAB	SAAB 900 2D	25	7029	3.56
	SAAB 900 4D	16	5755	2.78
SUBARU	HARDTOP/XT 2D	10	2564	3.90
TOYOTA	CAMRY 4D	302	38549	7.83
	CELICA	180	22053	8.16
	CELICA CONV	26	459	56.64
	COROLLA 2D	113	14456	7.82
	COROLLA SEDAN	280	40132	6.98
	MR2	142	6795	20.90
VOLKSWAGEN	SCIROCCO	24	3959	6.06
	Subtotal:	7190	966198	7.44
ANTI-THEFT EXEMPT				
ANCESTORS				
PASSENGER CARS				
AUDI	5000 4D	73	13875	5.26
CHEVROLET	*CORVETTE	219	11429	19.16
CHRY/PLYM/MITS	CONQUEST 2D	1	684	1.46
DATSUN/NISSAN	*240/260/280/300	98	16859	5.81
	*240/260/280/300 2+2	37	5930	6.24
	*810/MAXIMA SEDAN	79	23052	3.43
	*810/MAXIMA WAGON	2	4534	0.44
DODGE/MITSUBISHI	CONQUEST 2D	7	704	9.94
MITSUBISHI	GALANT 4D	19	2805	6.77
	STARION 2D	16	1820	8.79
OPEL/ISUZU	IMPULSE 2D	28	4578	6.12
TOYOTA	*CELICA SUPRA	250	8032	31.13
	*CRESSIDA 4D	85	12128	7.01
	*CRESSIDA SW	2	888	2.25
	Subtotal:	916	107318	8.54
	Passenger Total:	15748	2762419	5.70
MPVS				
AMC/EAGLE	EAGLE SW	2	3254	0.61
CHEVROLET TRUCK	10 PICKUP 1/2T	659	42400	15.54
	10 PICKUP 1/2T 4X4	151	14955	10.10
	20 PICKUP 3/4T	67	6293	10.65
	20 PICKUP 3/4T 4X4	40	4860	8.23
	30 CHASSIS CAB 1T	2	256	7.81
	30 CREW C P/U 1T	19	700	27.14
	30 CREW C P/U 1T 4X4	1	130	7.69
	30 PICKUP 1T	19	840	22.62
	30 PICKUP 1T 4X4	4	298	13.42
	ASTRO CARGO VAN	43	10252	4.19
	ASTRO VAN	20	9164	2.18

Table A 12. Theft Rates for 1985 Model Year Vehicles During Calendar Year 1987

Make	Series	Number of Thefts	Exposure (Insured Vehicle Years)	Theft Rate (* 1000)
MPVS				
CHEVROLET TRUCK				
	BLAZER 1/2T 4X4	348	9334	37.28
	CHEVYVAN 1/2T	6	2623	2.29
	CHEVYVAN 1T	6	507	11.83
	CHEVYVAN 3/4T	170	18449	9.21
	CUTAWAY/RV C VAN 1T	10	226	44.25
	EL CAMINO	38	5174	7.34
	S10 BLAZER	136	19475	6.98
	S10 PICKUP	107	40802	2.62
	SPORTVAN 1T	1	368	2.72
	SPORTVAN 3/4T	7	5071	1.38
	SUBURBAN 1/2T	100	6795	14.72
	SUBURBAN 1/2T 4X4	16	2792	5.73
	SUBURBAN 3/4T	21	2195	9.57
	SUBURBAN 3/4T 4X4	5	1030	4.85
	T10 BLAZER 4X4	1	41197	0.02
	T10 PICKUP 4X4	28	10920	2.56
DATSUN/NISSAN	KING CAB P/U 4X2	98	14280	6.86
	KING CAB P/U 4X4	8	8596	0.93
	PICKUP LONG 4X2	12	2457	4.88
	PICKUP LONG 4X4	1	802	1.25
	PICKUP SHORT 4X2	168	19942	8.42
	PICKUP SHORT 4X4	5	3997	1.25
DODGE TRUCK	AD150 UTILITY	18	4442	4.05
	AW150 UTILITY	17	4731	3.59
	B150 VAN MPV	4	2861	1.40
	B150 VAN TRK/INC	17	3064	5.55
	B250 VAN MPV	6	3292	1.82
	B250 VAN TRK/INC	44	9266	4.75
	B350 VAN MPV	3	837	3.58
	B350 VAN TRK/INC	8	436	18.35
	CARAVAN WAGON	38	31815	1.19
	D100/D150 PICKUP	40	19894	2.01
	D250 PICKUP	7	2000	3.50
	D350 CHASSIS CAB	4	78	51.28
	D350 CREW C PICKUP	3	252	11.90
	D350 PICKUP	5	542	9.23
	MINI RAM VAN	22	3099	7.10
	RAM50/D50 P/U SH 4X2	24	10373	2.31
	RAM50/D50 P/U SH 4X4	8	2731	2.93
	W100/W150 PICKUP	8	5567	1.44
	W250 PICKUP	2	1248	1.60
	W350 PICKUP	1	532	1.88
DODGE/MITSUBISHI	COLT VISTA SW	10	2908	3.44
FORD TRUCK	BRONCO	32	12549	2.55
	BRONCO II 4X4	75	27780	2.70
	E150 ECONO CARGO VAN	75	24539	3.06
	E150 ECONO CLUB WGN	4	3701	1.08
	E250 ECONO CARGO VAN	12	1468	8.17
	E350 CUTAWAY	9	210	42.86
	E350 ECONO CARGO VAN	9	1153	7.81
	E350 ECONO CLUB WGN	2	404	4.95
	E350 RV CUTAWAY	2	113	17.70
	F150 PICKUP 4X2	133	46123	2.88
	F150 PICKUP 4X4	43	18556	2.32

Table A 12. Theft Rates for 1985 Model Year Vehicles During Calendar Year 1987

Make	Series	Number of Thefts	Exposure (Insured Vehicle Years)	Theft Rate (* 1000)
MPVS				
FORD TRUCK				
	F150 SUPER P/U 4X2	42	6391	6.57
	F150 SUPER P/U 4X4	2	1020	1.96
	F250 PICKUP 4X2	26	7610	3.42
	F250 PICKUP 4X4	28	9191	3.05
	F250 SUPER P/U 4X2	19	3609	5.26
	F250 SUPER P/U 4X4	4	2350	1.70
	F350 CHASSIS C 4X2	13	518	25.10
	F350 CREW C P/U 4X2	7	945	7.41
	F350 PICKUP 4X2	5	637	7.85
	F350 PICKUP 4X4	2	408	4.90
	RANGER PICKUP 4X2	87	42003	2.07
	RANGER PICKUP 4X4	35	13040	2.68
GMC TRUCK				
	1500 PICKUP 1/2T	216	11993	18.01
	1500 PICKUP 1/2T 4X4	23	3563	6.46
	2500 CREW C P/U 3/4T	1	100	10.00
	2500 PICKUP 3/4T	11	1814	6.06
	2500 PICKUP 3/4T 4X4	14	1622	8.63
	3500 CHASSIS CAB 1T	4	80	50.00
	3500 CREW C P/U 1T	3	261	11.49
	3500 PICKUP 1T	5	295	16.95
	CADALLERO	2	600	3.33
	CUTAWAY/RV C VAN 1T	2	50	40.00
	JIMMY 1/2T 4X4	24	2218	10.82
	RALLY WAGON 3/4T	3	893	3.36
	S15 JIMMY	25	4153	6.02
	S15 PICKUP	15	9216	1.63
	SAFARI CARGO VAN	10	2689	3.72
	SAFARI VAN	2	2433	0.82
	SUBURBAN 1/2T	29	2035	14.25
	SUBURBAN 1/2T 4X4	5	934	5.35
	SUBURBAN 3/4T 4X4	1	393	2.54
	T15 JIMMY 4X4	63	9192	6.85
	T15 PICKUP 4X4	10	2515	3.98
	VANDURA 1/2T	1	403	2.48
	VANDURA 3/4T	37	4973	7.44
JEEP				
	CHEROKEE 4X2	4	1417	2.82
	CHEROKEE 4X4	93	25423	3.66
	CJ-7 ROADSTER	62	10388	5.97
	SCRAMBLER	1	377	2.65
	WAGONEER	18	3934	4.58
	WAGONEER/G. WAGONEER	17	3292	5.16
MITSUBISHI				
	MONTERO 4X4	2	836	2.39
	PICKUP 4X2	3	4710	0.64
	PICKUP STD 4X4	1	391	2.56
OPEL/ISUZU				
	P/U LN 1/2T 4X2	9	2840	3.17
	P/U SH 1/2T 4X2	14	3745	3.74
	P/U SH 1/2T 4X4	3	474	6.33
	TROOPER II 4X4	6	3090	1.94
PLYMOUTH TRUCK				
	VOYAGER WAGON	39	30868	1.26
SUBARU				
	BRAT 4X4	2	1069	1.87
	DL/GL 4D SEDAN	37	14089	2.63
	DL/GL SW	9	12828	0.70
	DL/GL SW 4WD	15	14505	1.03
	GL 4D 4WD	7	3174	2.21

Table A 12. Theft Rates for 1985 Model Year Vehicles During Calendar Year 1987

Make	Series	Number of Thefts	Exposure (Insured Vehicle Years)	Theft Rate (* 1000)
MPVS				
SUBARU	HARDTOP/XT 2D 4WD	3	482	6.22
SUZUKI	JIMNY 4X4	2	172	11.63
TOYOTA	4RUNNER PICKUP	53	3198	16.57
	4RUNNER WAGON	43	2096	20.52
	CARGO VAN 4X2	60	5991	10.02
	LAND CRUISER SW	4	1582	2.53
	P/U X CAB 1/2T 4X4	117	7596	15.40
	P/U XTRA CAB 1/2T	162	14193	11.41
	PICKUP LN 1/2T 4X4	71	4635	15.32
	PICKUP LONG 1/2T	108	9311	11.60
	PICKUP SHORT 1/2T	121	15712	7.70
	VAN 4X2	88	10924	8.06
VOLKSWAGEN	VANAGON	5	3935	1.27
	VANAGON CAMPER	2	1607	1.24
	Subtotal:	4961	926029	5.36
	Total:	20709	3688448	5.61

+ Series subject to the Theft Prevention Standard in 1988 only.

* Series also had passive anti-theft device in 1985-1986.

Table A 13. Theft Rates for 1988 Model Year Vehicles During Calendar Year 1988

Make	Series	Number of Thefts	Exposure (Insured Vehicle Years)	Theft Rate (* 1000)
UNMARKED PASSENGER CARS				
ACURA	INTEGRA 2D	44	9560	4.60
	INTEGRA 4D	10	3162	3.16
AUDI	80 4D	2	953	2.10
BMW	325 I CONV	4	2206	1.81
BUICK	CENTURY 4D	55	16302	3.37
	CENTURY SW	2	1616	1.24
	SKYHAWK 2D	9	3035	2.97
	SKYHAWK 4D	11	2587	4.25
	SKYHAWK SW	1	335	2.99
	SKYLARK 2D	5	5400	0.93
	SKYLARK 4D	11	6023	1.83
CADILLAC	BROUGHAM 4D	130	8987	14.47
	CIMARRON 4D	6	1249	4.80
CHEVROLET	BERETTA 2D	169	68655	2.46
	CAPRICE 4D	116	15498	7.48
	CAPRICE SW	24	3059	7.85
	CAVALIER 2D	197	33472	5.89
	CAVALIER 4D	35	13534	2.59
	CAVALIER CONV	13	1270	10.24
	CAVALIER SW	4	4206	0.95
	CELEBRITY 2D	4	2260	1.77
	CELEBRITY 4D	104	28228	3.68
	CELEBRITY SW	8	7096	1.13
	CORSICA 4D	95	57555	1.65
	MONTE CARLO 2D	189	7468	25.31
	SPECTRUM 2D	19	4726	4.02
	SPECTRUM 4D	66	6133	10.76
	SPRINT 2D	13	5412	2.40
	SPRINT 4D	6	2502	2.40
CHRYSLER	N. YORKER 4D(C BODY)	17	12340	1.38
	NEW YORKER 4D (E BODY)	11	2662	4.13
DATSUN/NISSAN	PULSAR 2D	19	8747	2.17
	SENTRA 2D	96	37262	2.58
	SENTRA 4D	29	7844	3.70
	SENTRA SW	1	1065	0.94
	STANZA 4D	34	5122	6.64
	STANZA SW	1	851	1.18
	STANZA SW 4WD	1	137	7.30
DODGE	DYNASTY 4D	19	8453	2.25
	OMNI 4D	15	11689	1.28
	SHADOW 2D	17	6960	2.44
	SHADOW 4D	59	6364	9.27
DODGE/MITSUBISHI	COLT 2D	32	6384	5.01
	COLT 4D	55	3753	14.65
FORD	ESCORT 2D	153	33851	4.52
	ESCORT 4D	61	13482	4.52
	ESCORT SW	14	7823	1.79
	EXP 2D	17	3184	5.34
	FESTIVA 2D	31	20619	1.50
	FORD LTD 4D	34	17347	1.96
	FORD LTD SW	4	2410	1.66
	TAURUS 4D	65	37891	1.72
	TAURUS SW	12	17044	0.70

Table A 13. Theft Rates for 1988 Model Year Vehicles During Calendar Year 1988

Make	Series	Number of Thefts	Exposure (Insured Vehicle Years)	Theft Rate (* 1000)
UNMARKED				
PASSENGER CARS				
FORD				
	TEMPO 2D	7	8926	0.78
	TEMPO 4D	50	32258	1.55
	TEMPO 4D 4WD	4	2937	1.36
HONDA	ACCORD 2D	16	20468	0.78
	ACCORD 4D	246	84591	2.91
	CIVIC CVCC 3D	12	15430	0.78
	CIVIC CVCC 4D	58	29427	1.97
	CIVIC CVCC/CRX 2D	41	12656	3.24
	PRELUDE	163	23801	6.85
HYUNDAI	EXCEL 2D	153	25515	6.00
	EXCEL 4D	371	45132	8.22
JAGUAR	XJ-SC 2D	3	242	12.40
MAZDA	323 2D	49	10035	4.88
	323 4D	193	16783	11.50
MERCURY	SABLE 4D	15	12349	1.21
	SABLE SW	2	4321	0.46
	TOPAZ 2D	5	1727	2.90
	TOPAZ 4D	21	10623	1.98
	TRACER 2D	40	10307	3.88
	TRACER 4D	31	7593	4.08
MITSUBISHI	MIRAGE 2D	6	190	31.58
	MIRAGE 4D	58	1766	32.84
OLDSMOBILE	CALAIS 2D	63	15713	4.01
	CALAIS 4D	25	8672	2.88
	CUST. CRUISER SW	9	1674	5.38
	FIRENZA 2D	1	474	2.11
	FIRENZA 4D	6	833	7.20
	FIRENZA SW	2	154	12.99
OPEL/ISUZU	I-MARK 4D FWD	16	2252	7.10
PLYMOUTH	HORIZON 4D	30	12788	2.35
	SUNDANCE 2D	22	6819	3.23
	SUNDANCE 4D	51	6755	7.55
PONTIAC	2000 2D CONV	1	454	2.20
	6000 4D	55	9606	5.73
	6000 SW	2	1018	1.96
	GRAND AM 2D	223	37744	5.91
	GRAND AM 4D	118	13683	8.62
	J2000/2000 2D	54	9913	5.45
	J2000/2000 4D	19	3492	5.44
	LEMANS 2D	30	10128	2.96
	LEMANS 4D	22	9227	2.38
	PARISIENNE SW	5	727	6.88
PORSCHE	944 COUPE	1	1219	0.82
TOYOTA	COROLLA TERCEL 2D	31	23942	1.29
	COROLLA TERCEL 4D	1	736	1.36
	TERCEL SW 4WD	1	483	2.07
VOLKSWAGEN	FOX 2D	16	5056	3.16
	FOX 4D	31	8462	3.66
	FOX SW	10	3234	3.09
	GOLF 2D	6	2134	2.81
	GOLF 4D	4	1784	2.24
	JETTA SEDAN	1	11342	0.09

Table A 13. Theft Rates for 1988 Model Year Vehicles During Calendar Year 1988

Make	Series	Number of Thefts	Exposure (Insured Vehicle Years)	Theft Rate (* 1000)
UNMARKED				
PASSENGER CARS				
VOLVO	740 SW	2	2859	0.70
YUGO	YUGO 2D	22	6144	3.58
	Subtotal:	4573	1192371	3.84
MARKED				
PASSENGER CARS				
ACURA	LEGEND 2D	18	6172	2.92
	LEGEND 4D	36	11978	3.01
ALFA ROMEO	+MILANO 4D	5	229	21.83
BMW	528 E 4D	9	3508	2.57
	M3 2D	3	605	4.96
BUICK	ELECTRA 4D FWD	56	15608	3.59
	ELECTRA SW RWD	5	758	6.60
	LESABRE 2D	23	2382	9.66
	LESABRE 4D	78	22327	3.49
	LESABRE SW	2	582	3.44
	+REGAL 2D FWD	26	21830	1.19
	RIVIERA 2D	3	1486	2.02
CADILLAC	DEVILLE 2D FWD	40	5793	6.90
	DEVILLE 4D FWD	112	18536	6.04
	ELDORADO 2D	22	6403	3.44
	SEVILLE 4D	6	2936	2.04
CHEVROLET	CAMARO	597	19585	30.48
	NOVA 4D	44	21308	2.06
CHRYSLER	LEBARON 2D	55	9852	5.58
	LEBARON 2D CONV	32	8317	3.85
	LEBARON 4D	10	5052	1.98
	LEBARON GTS 4D	9	2191	4.11
	LEBARON SW	3	320	9.38
	NEW YORKER 4D RWD	30	7864	3.81
DODGE	500 4D	14	1572	8.91
	ARIES 4D	43	14457	2.97
	DAYTONA 2D	77	16805	4.58
	DIPLOMAT 4D	3	1954	1.54
	LANCER 4D	8	1300	6.15
FORD	MUSTANG	231	39435	5.86
	MUSTANG CONV	53	7177	7.38
	THUNDERBIRD 2D	111	26332	4.22
JAGUAR	XJ-S 2D	4	1346	2.97
LINCOLN	LINCOLN CONT. 4D	56	38464	1.46
	MARK VII 2D	36	10208	3.53
MERCEDES BENZ	190 D 4D	4	104	38.46
	190 E 4D	8	3103	2.58
	300 E 4D	11	3233	3.40
	+300 SEL 4D	5	1208	4.14
	420 SEL 4D	6	1705	3.52
	560 SEL 4D	1	839	1.19
	560 SL CONV	14	2470	5.67
MERCURY	COUGAR 2D	96	25191	3.81

Table A 13. Theft Rates for 1988 Model Year Vehicles During Calendar Year 1988

Make	Series	Number of Thefts	Exposure (Insured Vehicle Years)	Theft Rate (* 1000)	
MARKED					
PASSENGER CARS					
MITSUBISHI	CORDIA 2D	11	1302	8.45	
OLDSMOBILE	98 4D FWD	87	15104	5.76	
	+CIERA 2D	14	4823	2.90	
	+CIERA 4D	184	35155	5.23	
	+CUTLASS 2D	88	6835	12.87	
	+CUTLASS 2D FWD	8	11727	0.68	
	+CUTLASS SW	2	2988	0.67	
	DELTA-88 2D	10	1575	6.35	
	DELTA-88 4D	116	26998	4.30	
	TORONADO	7	3102	2.26	
PLYMOUTH	CARAVELLE 4D	14	1723	8.13	
	GRAN FURY 4D	1	880	1.14	
	RELIANT 4D	31	17810	1.74	
PONTIAC	BONNEVILLE 4D	111	15829	7.01	
	FIERO 2D	88	5571	15.80	
	FIREBIRD	516	13931	37.04	
	+GRAND PRIX	21	13649	1.54	
PORSCHE	911 COUPE	4	590	6.78	
	911 TARGA/CABRIOLET	15	863	17.38	
	+924 COUPE	4	383	10.44	
	928 COUPE	3	316	9.49	
TOYOTA	CAMRY 4D	145	50549	2.87	
	CAMRY SW	3	5436	0.55	
	CELICA	28	15461	1.81	
	CELICA CONV	7	1483	4.72	
	COROLLA 2D	16	7979	2.01	
	COROLLA FX 2D	9	10561	0.85	
	COROLLA SEDAN	55	26420	2.08	
	MR2	13	2348	5.54	
		Subtotal:	3616	693916	5.21
ANTI-THEFT EXEMPT					
PASSENGER CARS					
AUDI	5000 4D	1	1199	0.83	
BMW	735 I 4D	14	3746	3.74	
CADILLAC	ALLANTE CONV	1	329	3.04	
CHEVROLET	CORVETTE	34	3909	8.70	
	CORVETTE CONV	17	1521	11.18	
CHRY/PLYM/MITS	CONQUEST 2D	25	1570	15.92	
DATSUN/NISSAN	240/260/280/300	17	2267	7.50	
	240/260/280/300 2+2	4	1054	3.80	
	810/MAXIMA SEDAN	72	12687	5.68	
MAZDA	929 4D	14	7610	1.84	
	RX-7 CONV	12	1609	7.46	
	RX-7 COUPE	22	6941	3.17	
MITSUBISHI	STARION 2D	11	671	16.39	
OPEL/ISUZU	IMPULSE 2D	11	1654	6.65	
TOYOTA	CRESSIDA 4D	7	2740	2.55	
	SUPRA 2D	24	5116	4.69	
		Subtotal:	286	54623	5.24

Table A 13. Theft Rates for 1988 Model Year Vehicles During Calendar Year 1988

Make	Series	Number of Thefts	Exposure (Insured Vehicle Years)	Theft Rate (* 1000)
ANTI-THEFT EXEMPT PASSENGER CARS				
Passenger Total:		8475	1940910	4.37
MPVS				
CHEVROLET TRUCK	10 PICKUP 1/2T	138	47878	2.88
	10 PICKUP 1/2T 4X4	6	21343	0.28
	20 CREW C P/U 3/4T	1	180	5.56
	20 PICKUP 3/4T	2	5163	0.39
	30 CREW C P/U 1T	20	810	24.69
	ASTRO CARGO VAN	48	10321	4.65
	ASTRO VAN	49	22797	2.15
	BLAZER 1/2T 4X4	53	5037	10.52
	CHEVYVAN 1/2T	11	1287	8.55
	CHEVYVAN 1T	4	423	9.46
	CHEVYVAN 3/4T	109	11978	9.10
	S10 BLAZER	93	10004	9.30
	S10 PICKUP	112	34529	3.24
	SUBURBAN 1/2T	105	5625	18.67
	SUBURBAN 1/2T 4X4	20	3893	5.14
	SUBURBAN 3/4T	8	1406	5.69
	SUBURBAN 3/4T 4X4	7	1098	6.38
	T10 BLAZER 4X4	194	21993	8.82
DATSUN/NISSAN	P/U SHORT 4X2	1	9221	0.11
	PATHFINDER	54	4551	11.87
DODGE TRUCK	AW150 UTILITY	1	2048	0.49
	B150 VAN TRK/INC	5	1709	2.93
	B250 VAN MPV	1	765	1.31
	B250 VAN TRK/INC	24	5110	4.70
	B350 VAN MPV	5	162	30.86
	B350 VAN TRK/INC	1	261	3.83
	CARAVAN WAGON	46	27350	1.68
	D100/D150 PICKUP	10	7938	1.26
	DAKOTA PICKUP 4X2	6	14149	0.42
	GRAND CARAVAN WAGON	22	21252	1.04
	MINI RAM VAN	2	1516	1.32
	RAM 50 P/U LONG 4X2	6	1403	4.28
	RAM50/D50 P/U SH 4X2	22	5570	3.95
	RAM50/D50 P/U SH 4X4	5	1682	2.97
DODGE/MITSUBISHI	COLT VISTA SW	6	1341	4.47
	COLT VISTA SW 4X4	2	1060	1.89
	RAIDER	1	2110	0.47
FORD TRUCK	BRONCO	68	12229	5.56
	BRONCO II 4X2	20	9665	2.07
	BRONCO II 4X4	40	24587	1.63
	E150 ECONO CARGO VAN	58	14978	3.87
	E250 ECONO CARGO VAN	5	1859	2.69
	E350 ECONO CARGO VAN	5	957	5.22
	F150 PICKUP 4X2	98	37735	2.60
	F150 PICKUP 4X4	46	21159	2.17
	F250 PICKUP 4X2	12	5681	2.11
	F250 PICKUP 4X4	11	8588	1.28
	F250 SUPER P/U 4X4	14	2604	5.38

Table A 13. Theft Rates for 1988 Model Year Vehicles During Calendar Year 1988

Make	Series	Number of Thefts	Exposure (Insured Vehicle Years)	Theft Rate (* 1000)
MPVS				
FORD TRUCK				
	RANGER PICKUP 4X2	114	42450	2.69
	RANGER PICKUP 4X4	29	8134	3.57
	RANGER SUPER P/U 4X2	30	15062	1.99
	RANGER SUPER P/U 4X4	8	8666	0.92
GMC TRUCK	1500 PICKUP 1/2T	56	13260	4.22
	1500 PICKUP 1/2T 4X4	8	5808	1.38
	2500 PICKUP 3/4T	7	1632	4.29
	2500 PICKUP 3/4T 4X4	5	2128	2.35
	3500 CREW C P/U 1T	4	234	17.09
	JIMMY 1/2T 4X4	52	1308	39.76
	S15 PICKUP	16	6898	2.32
	SAFARI VAN	10	4905	2.04
	SUBURBAN 1/2T 4X4	8	1361	5.88
	T15 JIMMY 4X4	48	5800	8.28
	VANDURA 1/2T	1	261	3.83
	VANDURA 3/4T	19	3546	5.36
JEEP	CHEROKEE 4X2	58	4839	11.99
	CHEROKEE 4X4	408	32914	12.40
	COMANCHE 4X2 LONG	1	854	1.17
	COMANCHE 4X2 SHORT	19	5906	3.22
	COMANCHE 4X4 LONG	2	1182	1.69
	COMANCHE 4X4 SHORT	3	1885	1.59
	WAGONEER	19	2145	8.86
	WAGONEER/G. WAGONEER	14	2824	4.96
	WRANGLER 4X4	121	9825	12.57
MAZDA	B SER. STD P/U 4X2	101	14010	7.21
	B SER. STD P/U 4X4	2	618	3.24
	B2000 CAB PLUS P/U	40	4570	8.75
MITSUBISHI	MONTERO 4X4	22	1651	13.33
	P/U EXT CAB 4X2	2	881	2.27
	P/U LONG 4X2	3	278	10.79
	PICKUP 4X2	49	6777	7.23
	WAGON VAN	3	1801	1.67
PLYMOUTH TRUCK	VOYAGER WAGON	55	28198	1.95
SUZUKI	SAMURAI 4X4	183	15449	11.85
	SAMURAI VAN 4X4	14	1718	8.15
TOYOTA	4RUNNER PICKUP	37	2306	16.05
	CARGO VAN 4X2	2	790	2.53
	PICKUP SH 1/2T 4X4	82	14808	5.54
	PICKUP SHORT 1/2T	81	18122	4.47
	Subtotal:	3313	750609	4.41
	Total:	11788	2691519	4.38

+ Series subject to the Theft Prevention Standard in 1988 only.

Table A 14. Theft Rates for 1987 Model Year Vehicles During Calendar Year 1988

Make	Series	Number of Thefts	Exposure (Insured Vehicle Years)	Theft Rate (* 1000)
UNMARKED PASSENGER CARS				
ACURA	INTEGRA 2D	60	16604	3.61
	INTEGRA 4D	36	9572	3.76
ALFA ROMEO	MILANO 4D	10	1796	5.57
	SPIDER CONV	3	1041	2.88
AUDI	4000 4D	25	3835	6.52
	GT COUPE 2D	2	735	2.72
BMW	325 I 4D	11	2820	3.90
	325 I CONV	19	3566	5.33
	325 IS 2D	34	4515	7.53
BUICK	CENTURY 2D	2	2481	0.81
	CENTURY 4D	180	49695	3.62
	CENTURY SW	7	5597	1.25
	REGAL 2D RWD	416	21513	19.34
	SKYHAWK 2D	25	8777	2.85
	SKYHAWK 4D	14	4852	2.89
	SKYLARK 4D	33	11023	2.99
	SOMERSET 2D	37	17235	2.15
CADILLAC	BROUGHAM 4D	180	19739	9.12
	CIMARRON 4D	38	5401	7.04
CHEVROLET	BERETTA 2D	3	2534	1.18
	CAPRICE 2D	4	1133	3.53
	CAPRICE 4D	242	41112	5.89
	CAPRICE SW	48	10024	4.79
	CAVALIER 2D	194	49043	3.96
	CAVALIER 4D	66	39053	1.69
	CAVALIER CONV	69	1903	36.26
	CAVALIER SW	21	13238	1.59
	CELEBRITY 2D	24	5812	4.13
	CELEBRITY 4D	260	64212	4.05
	CELEBRITY SW	40	16597	2.41
	CHEVETTE 2D	23	7392	3.11
	CHEVETTE 4D	5	4258	1.17
	CORSICA 4D	2	2554	0.78
	MONTE CARLO 2D	648	26615	24.35
	SPECTRUM 2D	37	7807	4.74
	SPECTRUM 4D	159	19576	8.12
	SPRINT 2D	33	13286	2.48
	SPRINT 4D	18	7998	2.25
CHRYSLER	NEW YORKER 4D (E BODY)	79	24255	3.26
DATSUN/NISSAN	PULSAR 2D	90	24760	3.63
	SENTRA 2D	258	83852	3.08
	SENTRA 4D	140	41913	3.34
	SENTRA SW	10	7249	1.38
	STANZA 4D	136	38324	3.55
	STANZA SW	10	4365	2.29
DODGE	OMNI 4D	70	35269	1.98
	OMNI/CHARGER 2D	30	15073	1.99
	SHADOW 2D	43	15005	2.87
	SHADOW 4D	55	15093	3.64
	SHELBY CHARGER 2D	14	1432	9.78

Table A 14. Theft Rates for 1987 Model Year Vehicles During Calendar Year 1988

Make	Series	Number of Thefts	Exposure (Insured Vehicle Years)	Theft Rate (* 1000)
UNMARKED				
PASSENGER CARS				
DODGE/MITSUBISHI	COLT 2D	17	7993	2.13
	COLT 4D	139	9307	14.93
FORD	ESCORT 2D	199	70165	2.84
	ESCORT 4D	99	32531	3.04
	ESCORT SW	28	21797	1.28
	EXP 2D	17	9834	1.73
	FORD LTD 2D	135	2152	62.73
	FORD LTD 4D	36	24960	1.44
	FORD LTD SW	4	4670	0.86
	TAURUS 4D	124	77986	1.59
	TAURUS SW	30	32170	0.93
	TEMPO 2D	42	23605	1.78
	TEMPO 4D	93	55396	1.68
HONDA	ACCORD 2D	18	28338	0.64
	ACCORD 4D	269	112644	2.39
	CIVIC CVCC 3D	43	21320	2.02
	CIVIC CVCC 4D	128	48478	2.64
	CIVIC CVCC SW	9	6318	1.42
	CIVIC CVCC/CRX 2D	99	27741	3.57
	CIVIC SW 4X4	3	2475	1.21
	PRELUDE	167	23202	7.20
HYUNDAI	EXCEL 2D	118	25405	4.64
	EXCEL 4D	400	54036	7.40
MASERATI	SPYDER CONV	1	63	15.87
MAZDA	323 2D	32	6322	5.06
	323 4D	177	18930	9.35
	323 SW	9	4085	2.20
	626/MX-6 2D	79	8133	9.71
	RX-7 COUPE	133	22514	5.91
MERCURY	LYNX 2D	17	6745	2.52
	LYNX 4D	10	3827	2.61
	LYNX SW	4	2242	1.78
	SABLE 4D	36	27705	1.30
	SABLE SW	11	9772	1.13
	TOPAZ 2D	10	5070	1.97
	TOPAZ 4D	31	18386	1.69
MITSUBISHI	MIRAGE 2D	15	1817	8.26
	MIRAGE 4D	64	2990	21.40
OLDSMOBILE	CALAIS 2D	98	27099	3.62
	CALAIS 4D	82	15439	5.31
	CIERA 2D	53	10980	4.83
	CIERA 4D	295	73287	4.03
	CUST. CRUISER SW	22	5546	3.97
	CUTLASS 2D	452	30074	15.03
	CUTLASS 4D	58	9866	5.88
	CUTLASS SW	10	8277	1.21
	FIRENZA 2D	2	2262	0.88
	FIRENZA 4D	11	3224	3.41
	FIRENZA SW	1	850	1.18
OPEL/ISUZU	I-MARK 2D FWD	15	2373	6.32
	I-MARK 4D FWD	31	5108	6.07

Table A 14. Theft Rates for 1987 Model Year Vehicles During Calendar Year 1988

Make	Series	Number of Thefts	Exposure (Insured Vehicle Years)	Theft Rate (* 1000)
UNMARKED				
PASSENGER CARS				
PLYMOUTH	HORIZON 2D	45	15061	2.99
	HORIZON 4D	74	44429	1.67
	SUNDANCE 2D	40	14135	2.83
	SUNDANCE 4D	44	16685	2.64
PONTIAC	2000 2D CONV	7	1363	5.14
	6000 2D	5	1162	4.30
	6000 4D	156	32611	4.78
	6000 SW	10	3858	2.59
	GRAND AM 2D	330	60546	5.45
	GRAND AM 4D	215	26085	8.24
	GRAND PRIX	90	6274	14.34
	J2000/2000 2D	80	18706	4.28
	J2000/2000 4D	5	9245	0.54
	PARISIENNE SW	13	3989	3.26
	T1000/1000 2D	1	1083	0.92
	T1000/1000 4D	2	595	3.36
PORSCHE	944 COUPE	19	5922	3.21
RENAULT/EAGLE	ALLIANCE 2D	8	2857	2.80
	ALLIANCE 4D	13	4265	3.05
	ALLIANCE CONV	1	269	3.72
SAAB	SAAB 9000 4D	11	4751	2.32
SUBARU	HATCHBACK	8	2175	3.68
	JUSTY 2D	10	3849	2.60
TOYOTA	COROLLA TERCEL 2D	53	29490	1.80
	COROLLA TERCEL 4D	8	2476	3.23
	TERCEL SW 4WD	9	2506	3.59
VOLKSWAGEN	FOX 2D	17	4098	4.15
	FOX 4D	10	4074	2.45
	FOX SW	2	1382	1.45
	GOLF 2D	35	6388	5.48
	GOLF 4D	44	8696	5.06
	GTI 2D	29	4481	6.47
	JETTA 2D	22	2429	9.06
	JETTA SEDAN	194	26755	7.25
	QUANTUM 4D	13	1780	7.30
	QUANTUM SW 4WD	3	406	7.39
VOLVO	240 4D	17	13170	1.29
	240 SW	6	7567	0.79
	760/740 4D	23	17992	1.28
	760/740 SW	24	6752	3.55
YUGO	YUGO 2D	65	14471	4.49
	Subtotal:	9700	2321871	4.18
MARKED				
PASSENGER CARS				
ACURA	LEGEND 2D	17	4022	4.23
	LEGEND 4D	40	14767	2.71
AUDI	5000 QUATTRO 4D	4	1811	2.21
BMW	325/325 E 4D	21	6482	3.24
	325/325 E/325 ES 2D	42	8693	4.83
	528 E 4D	4	3452	1.16
	535 I/535 IS 4D	7	2187	3.20

Table A 14. Theft Rates for 1987 Model Year Vehicles During Calendar Year 1988

Make	Series	Number of Thefts	Exposure (Insured Vehicle Years)	Theft Rate (* 1000)
MARKED				
PASSENGER CARS				
BMW				
	635 CSI/L6 2D	5	819	6.11
	735 I 4D	4	690	5.80
BUICK	ELECTRA 2D FWD	7	1463	4.78
	ELECTRA 4D FWD	98	25769	3.80
	ELECTRA SW RWD	21	1946	10.79
	LESABRE 2D	26	5733	4.54
	LESABRE 4D	168	45406	3.70
	LESABRE SW	10	1504	6.65
	RIVIERA 2D	14	5046	2.77
CADILLAC	ELDORADO 2D	15	6090	2.46
	SEVILLE 4D	13	5795	2.24
CHEVROLET	CAMARO	1264	45964	27.50
	NOVA 4D	367	50553	7.26
CHRYSLER	LEBARON 2D	83	27431	3.03
	LEBARON 2D CONV	20	2770	7.22
	LEBARON 4D	36	20428	1.76
	LEBARON GTS 4D	46	13609	3.38
	LEBARON SW	3	1974	1.52
	NEW YORKER 4D RWD	87	36010	2.42
DODGE	600 4D	19	12039	1.58
	ARIES 2D	5	2817	1.77
	ARIES 4D	37	18474	2.00
	ARIES SW	4	6428	0.62
	DAYTONA 2D	60	13004	4.61
	DIPLOMAT 4D	18	6886	2.61
	LANCER 4D	46	8886	5.18
FERRARI	328 GTS	1	180	5.56
FORD	MUSTANG	94	47890	1.96
	MUSTANG CONV	10	7740	1.29
	THUNDERBIRD 2D	152	45288	3.36
JAGUAR	XJ-S 2D	4	718	5.57
	XJ6	14	4389	3.19
LINCOLN	CONTINENTAL 4D	13	5522	2.35
	LINCOLN CONT. 4D	34	23332	1.46
	MARK VII 2D	23	5327	4.32
MAZDA	626 SEDAN	331	26189	12.64
MERCEDES BENZ	190 D 4D	3	919	3.26
	190 E 4D	27	7307	3.70
	260 E 4D	7	2678	2.61
	300 D 4D	9	3683	2.44
	300 E 4D	19	7408	2.56
	300 SDL 4D	9	2870	3.14
	300 TD SW	1	812	1.23
	420 SEL 4D	12	6100	1.97
	560 SEC 2D	4	576	6.94
	560 SEL 4D	8	2082	3.84
	560 SL CONV	29	4518	6.42
MERCURY	COUGAR 2D	95	39024	2.43
MINI	CORDIA 2D	13	1673	7.77
	TREDIA 4D	18	2336	7.71

Table A 14. Theft Rates for 1987 Model Year Vehicles During Calendar Year 1988

Make	Series	Number of Thefts	Exposure (Insured Vehicle Years)	Theft Rate (* 1000)
MARKED				
PASSENGER CARS				
OLDSMOBILE	98 2D FWD	5	1553	3.22
	DELTA-88 2D	21	4347	4.83
	DELTA-88 4D	199	52318	3.80
	TORONADO	20	5002	4.00
PLYMOUTH	CARAVELLE 4D	20	12506	1.60
	GRAN FURY 4D	5	3607	1.39
	RELIANT 2D	14	3571	3.92
	RELIANT 4D	35	20551	1.70
	RELIANT SW	7	7192	0.97
PONTIAC	BONNEVILLE 4D	211	38489	5.48
	FIERO 2D	221	17471	12.65
	FIREBIRD	1069	30877	34.62
PORSCHE	911 COUPE	28	1564	17.90
	911 TARGA/CABRIOLET	26	1694	15.35
	928 COUPE	12	677	17.73
SAAB	SAAB 900 2D	23	8494	2.71
	SAAB 900 4D	6	5111	1.17
	SAAB 900 CONV	1	683	1.46
SUBARU	HARDTOP/XT 2D	22	4794	4.59
TOYOTA	CAMRY 4D	150	62063	2.42
	CAMRY SW	21	11055	1.90
	CELICA	89	36456	2.44
	CELICA CONV	4	1635	2.45
	COROLLA 2D	52	7803	6.66
	COROLLA FX 2D	76	13739	5.53
	COROLLA SEDAN	435	39836	10.92
	MR2	210	7815	26.87
VOLKSWAGEN	SCIROCCO	42	3153	13.32
	Subtotal:	6565	1061565	6.18
ANTI-THEFT EXEMPT				
PASSENGER CARS				
AUDI	5000 4D	13	7788	1.67
AUSTIN ROVER	STERLING 825 4D	15	5111	2.93
CADILLAC	ALLANTE CONV	3	779	3.85
CHEVROLET	CORVETTE	103	7943	12.97
CHRY/PLYM/MITS	CONQUEST 2D	52	5583	9.31
DATSUN/NISSAN	240/260/280/300	49	10014	4.89
	240/260/280/300 2+2	11	3452	3.19
	810/MAXIMA SEDAN	243	67674	3.59
	810/MAXIMA WAGON	7	4770	1.47
MITSUBISHI	GALANT 4D	31	4626	6.70
	STARION 2D	42	2386	17.60
OPEL/ISUZU	IMPULSE 2D	1	413	2.42
TOYOTA	CRESSIDA 4D	45	11653	3.86
	SUPRA 2D	82	16135	5.08
	Subtotal:	697	148327	4.70
	Passenger Total:	16962	3531763	4.80

Table A 14. Theft Rates for 1987 Model Year Vehicles During Calendar Year 1988

Make	Series	Number of Thefts	Exposure (Insured Vehicle Years)	Theft Rate (* 1000)
MPVS				
AMC/EAGLE	EAGLE SW	1	1332	0.75
CHEVROLET TRUCK	10 PICKUP 1/2T	514	30680	16.75
	10 PICKUP 1/2T 4X4	119	15092	7.88
	20 CREW C P/U 3/4T	1	245	4.08
	20 PICKUP 3/4T	28	3616	7.74
	20 PICKUP 3/4T 4X4	25	4159	6.01
	30 CREW C P/U 1T	18	955	18.85
	30 CREW C P/U 1T 4X4	1	165	6.06
	30 PICKUP 1T	4	418	9.57
	30 PICKUP 1T 4X4	3	400	7.50
	ASTRO CARGO VAN	74	14807	5.00
	ASTRO VAN	70	36108	1.94
	BLAZER 1/2T 4X4	104	9668	10.76
	CHEVYVAN 1/2T	8	2059	3.89
	CHEVYVAN 1T	9	554	16.25
	CHEVYVAN 3/4T	185	24460	7.56
	CUTAWAY/RV C VAN 1T	1	254	3.94
	EL CAMINO	13	4380	2.97
	S10 BLAZER	137	19995	6.85
	S10 PICKUP	142	49111	2.89
	SPORTVAN 1T	4	198	20.20
	SPORTVAN 3/4T	2	1807	1.11
	SUBURBAN 1/2T	171	8501	20.12
	SUBURBAN 1/2T 4X4	21	4237	4.96
	SUBURBAN 3/4T	12	2179	5.51
	SUBURBAN 3/4T 4X4	5	1241	4.03
	T10 BLAZER 4X4	349	41475	8.41
	T10 PICKUP 4X4	33	13662	2.42
DATSUN/NISSAN	P/U KING C 4X2	13	9912	1.31
	P/U KING C 4X4	20	5286	3.78
	P/U SHORT 4X2	115	39602	2.90
	P/U SHORT 4X4	7	4153	1.69
	PATHFINDER	92	15524	5.93
	VAN	9	7752	1.16
DODGE TRUCK	AD150 UTILITY	19	3712	5.12
	AW150 UTILITY	13	4846	2.68
	B150 VAN MPV	2	2871	0.70
	B150 VAN TRK/INC	19	4282	4.44
	B250 VAN MPV	5	3288	1.52
	B250 VAN TRK/INC	78	12964	6.02
	B350 VAN MPV	5	576	8.68
	B350 VAN TRK/INC	6	621	9.66
	CARAVAN WAGON	42	51059	0.82
	D100/D150 PICKUP	31	16812	1.84
	D250 PICKUP	3	1186	2.53
	DAKOTA PICKUP 4X2	37	30428	1.22
	DAKOTA PICKUP 4X4	19	9150	2.08
	MINI RAM VAN	8	2550	3.14
	RAM 50 P/U LONG 4X2	12	6358	1.89
	RAM 50 P/U LONG 4X4	5	1842	2.71
	RAM50/D50 P/U SH 4X2	36	12899	2.79
	RAM50/D50 P/U SH 4X4	9	3939	2.28
	W100/W150 PICKUP	14	6146	2.28
	W250 PICKUP	2	1365	1.47

Table A 14. Theft Rates for 1987 Model Year Vehicles During Calendar Year 1988

Make	Series	Number of Thefts	Exposure (Insured Vehicle Years)	Theft Rate (* 1000)	
MPVS					
DODGE/MITSUBISHI	COLT VISTA SW	8	5637	1.42	
	COLT VISTA SW 4X4	4	2830	1.41	
	RAIDER	23	8534	2.70	
FORD TRUCK	AEROSTAR CARGO VAN	8	4060	1.97	
	AEROSTAR VAN	50	59619	0.84	
	BRONCO	53	13441	3.94	
	BRONCO II 4X2	27	9335	2.89	
	BRONCO II 4X4	55	33601	1.64	
	E150 ECONO CARGO VAN	81	29527	2.74	
	E150 ECONO CLUB WGN	5	3330	1.50	
	E250 ECONO CARGO VAN	10	2159	4.63	
	E250 ECONO CLUB WGN	2	498	4.02	
	E350 CUTAWAY	4	256	15.63	
	E350 ECONO CARGO VAN	10	1352	7.40	
	E350 RV CUTAWAY	1	276	3.62	
	F150 PICKUP 4X2	116	46659	2.49	
	F150 PICKUP 4X4	42	22219	1.89	
	F150 SUPER P/U 4X2	37	9391	3.94	
	F150 SUPER P/U 4X4	5	1749	2.86	
	F250 PICKUP 4X2	22	6808	3.23	
	F250 PICKUP 4X4	19	8484	2.24	
	F250 SUPER P/U 4X2	17	3776	4.50	
	F250 SUPER P/U 4X4	9	2945	3.06	
	F350 CHASSIS C 4X2	9	803	11.21	
	F350 CHASSIS C 4X4	1	220	4.55	
	F350 CREW C P/U 4X2	9	1385	6.50	
	F350 CREW C P/U 4X4	1	399	2.51	
	F350 PICKUP 4X2	1	553	1.81	
	F350 PICKUP 4X4	2	511	3.91	
	RANGER PICKUP 4X2	111	50187	2.21	
	RANGER PICKUP 4X4	41	15282	2.68	
	RANGER SUPER P/U 4X2	31	16519	1.88	
	RANGER SUPER P/U 4X4	15	11464	1.31	
	GMC TRUCK	1500 PICKUP 1/2T	120	7912	15.17
		1500 PICKUP 1/2T 4X4	32	3721	8.60
		2500 PICKUP 3/4T	6	1078	5.57
2500 PICKUP 3/4T 4X4		13	1320	9.85	
3500 CHASSIS CAB 1T		2	105	19.05	
3500 CREW C P/U 1T		3	261	11.49	
CABALLERO		4	524	7.63	
CUTAWAY/RV C VAN 1T		2	53	37.74	
JIMMY 1/2T 4X4		27	2608	10.35	
RALLY WAGON 3/4T		1	562	1.78	
S15 JIMMY		29	4219	6.87	
S15 PICKUP		35	10866	3.22	
SAFARI CARGO VAN		3	3063	0.98	
SAFARI VAN		10	8321	1.20	
SUBURBAN 1/2T		37	2778	13.32	
SUBURBAN 1/2T 4X4		4	1711	2.34	
SUBURBAN 3/4T		4	747	5.35	
T15 JIMMY 4X4		103	9451	10.90	
T15 PICKUP 4X4		10	3214	3.11	
VANDURA 3/4T		44	6700	6.57	

Table A 14. Theft Rates for 1987 Model Year Vehicles During Calendar Year 1988

Make	Series	Number of Thefts	Exposure (Insured Vehicle Years)	Theft Rate (* 1000)

MPVS				
JEEP	CHEROKEE 4X2	52	4535	11.47
	CHEROKEE 4X4	276	32933	8.38
	COMANCHE 4X2 LONG	2	1000	2.00
	COMANCHE 4X2 SHORT	23	6905	3.33
	COMANCHE 4X4 LONG	3	1678	1.79
	COMANCHE 4X4 SHORT	4	2274	1.76
	J20 LONG PICKUP	1	82	12.20
	WAGONEER	22	4430	4.97
	WAGONEER/G. WAGONEER	18	4202	4.28
MAZDA	WRANGLER 4X4	151	13275	11.37
	B SER. LONG P/U 4X2	63	8377	7.52
	B SER. LONG P/U 4X4	2	656	3.05
	B SER. STD P/U 4X2	199	33710	5.90
	B SER. STD P/U 4X4	30	5032	5.96
MITSUBISHI	B2000 CAB PLUS P/U	116	18229	6.36
	CARGO VAN	4	829	4.83
	MONTERO 4X4	26	4375	5.94
	P/U LONG 4X2	6	653	9.19
	PICKUP 4X2	90	9213	9.77
	PICKUP 4X4	1	1178	0.85
OPEL/ISUZU	WAGON VAN	6	1833	3.27
	P/U LN 1/2T 4X2	2	1332	1.50
	P/U SH 1/2T 4X2	31	10117	3.06
	P/U SH 1/2T 4X4	3	736	4.08
	P/U SPACE C 1/2T 4X2	3	1166	2.57
	P/U SPACE C 1/2T 4X4	1	234	4.27
	TROOPER VAN 4X4	15	11233	1.34
PLYMOUTH TRUCK	VOYAGER WAGON	54	51107	1.06
	SUBARU	DL/GL 2D	4	3092
SUBARU	DL/GL 4D SEDAN	35	11007	3.18
	DL/GL SW	16	9928	1.61
	DL/GL SW 4WD	23	24954	0.92
	GL 2D 4WD	2	2868	0.70
	GL 4D 4WD	6	4084	1.47
	HARDTOP/XT 2D 4WD	5	1363	3.67
	HATCHBACK 4WD	1	1409	0.71
	SUZUKI	SAMURAI 4X4	294	21882
SAMURAI VAN 4X4		17	5555	3.06
TOYOTA	4RUNNER PICKUP	339	12852	26.38
	4RUNNER WAGON	33	1177	28.04
	CARGO VAN 4X2	54	7703	7.01
	CARGO VAN 4X4	1	885	1.13
	CHASSIS CAB	21	358	58.66
	LAND CRUISER SW	1	1865	0.54
	P/U X CAB 1/2T 4X4	152	10840	14.02
	P/U X CAB LN 1/2T	96	6500	14.77
	P/U XTRA CAB 1/2T	7	593	11.80
	PICKUP LN 1/2T 4X4	26	2620	9.92
	PICKUP LONG 1/2T	98	7380	13.28
	PICKUP SHORT 1/2T	386	34554	11.17
	VAN 4X2	66	5400	12.22
VAN 4X4	9	1819	4.95	

Table A 14. Theft Rates for 1987 Model Year Vehicles During Calendar Year 1988

Make	Series	Number of Thefts	Exposure (Insured Vehicle Years)	Theft Rate (* 1000)
MPVS				
VOLKSWAGEN	VANAGON	6	2847	2.11
	VANAGON CAMPER	4	1650	2.42
	Subtotal:	6899	1410423	4.89
	Total:	23861	4942186	4.83

Table A 15. Theft Rates for 1986 Model Year Vehicles During Calendar Year 1988

Make	Series	Number of Thefts	Exposure (Insured Vehicle Years)	Theft Rate (* 1000)

UNMARKED ANCESTORS				
PASSENGER CARS				

ACURA	INTEGRA 2D	14	3145	4.45
	INTEGRA 4D	13	3333	3.90
ALFA ROMEO	GTV6 2D	1	170	5.88
	SPIDER CONV	3	1482	2.02
AUDI	4000 4D	33	4672	7.06
	GT COUPE 2D	7	1088	6.43
BUICK	CENTURY 2D	20	4029	4.96
	CENTURY 4D	265	61123	4.34
	CENTURY SW	19	6783	2.80
	SKYHAWK 2D	57	15713	3.63
	SKYHAWK 4D	29	6827	4.25
	SKYHAWK SW	1	1605	0.62
	SKYLARK 4D	61	16264	3.75
	SOMERSET 2D	74	21839	3.39
CADILLAC	BROUGHAM 4D	155	12330	12.57
	CIMARRON 4D	31	7374	4.20
	FLEETWOOD FWD 4D	1	95	10.53
CHEVROLET	CAPRICE 2D	11	2757	3.99
	CAPRICE 4D	263	37550	7.00
	CAPRICE SW	51	9581	5.32
	CAVALIER 2D	211	46225	4.56
	CAVALIER 4D	122	44319	2.75
	CAVALIER CONV	6	1529	3.92
	CAVALIER SW	19	14090	1.35
	CELEBRITY 2D	33	8350	3.95
	CELEBRITY 4D	247	67814	3.64
	CELEBRITY SW	33	20198	1.63
	CHEVETTE 2D	30	8637	3.47
	CHEVETTE 4D	30	9175	3.27
	MONTE CARLO 2D	739	31536	23.43
	SPECTRUM 2D	44	8745	5.03
	SPECTRUM 4D	218	18569	11.74
	SPRINT 2D	28	10387	2.70
	SPRINT 4D	29	8252	3.51
CHRYSLER	NEW YORKER 4D (E BODY)	77	15188	5.07
DATSUN/NISSAN	PULSAR 2D	108	19431	5.56
	SENTRA 2D	94	21921	4.29
	SENTRA 4D	53	11946	4.44
	SENTRA SW	13	3758	3.46
	STANZA 4D	18	3983	4.52
	STANZA SW	15	12363	1.21
DODGE	OMNI 4D	29	12430	2.33
	OMNI/CHARGER 2D	36	8243	4.37
	SHELBY CHARGER 2D	10	1487	6.72
DODGE/MITSUBISHI	COLT 2D HTCH	1	9286	0.11
	COLT 4D	117	8046	14.54
FIAT/BERTONE	X 1/9	2	335	5.97
FORD	ESCORT 4D	88	30542	2.88
	ESCORT SW	34	21595	1.57
	EXP 2D	27	8806	3.07
	FORD LTD 2D	2	1881	1.06
	FORD LTD 4D	19	18254	1.04
	FORD LTD SW	6	4612	1.30

Table A 15. Theft Rates for 1986 Model Year Vehicles During Calendar Year 1988

Make	Series	Number of Thefts	Exposure (Insured Vehicle Years)	Theft Rate (* 1000)
UNMARKED ANCESTORS PASSENGER CARS				
FORD				
	LTD 4D	18	13853	1.30
	LTD SW	6	3131	1.92
	TAURUS 4D	93	45732	2.03
	TAURUS SW	19	15240	1.25
	TEMPO 2D	87	18970	4.59
	TEMPO 4D	82	47742	1.72
HONDA	ACCORD 2D	46	6653	6.91
	ACCORD 4D	192	75280	2.55
	CIVIC CVCC 3D	37	21301	1.74
	CIVIC CVCC 4D	64	24068	2.66
	CIVIC CVCC SW	3	5638	0.53
	CIVIC CVCC/CRX 2D	81	19808	4.09
	CIVIC SW 4X4	4	2193	1.82
	PRELUDE	230	23099	9.96
HYUNDAI	EXCEL 2D	40	4955	8.07
	EXCEL 4D	272	27210	10.00
MASERATI	425 4D	4	105	38.10
	SPYDER CONV	1	97	10.31
MAZDA	323 2D	35	6910	5.07
	323 4D	159	13471	11.80
MERCURY	LYNX SW	3	3060	0.98
	MARQUIS 4D	6	6002	1.00
	MARQUIS SW	1	1037	0.96
	SABLE 4D	34	17445	1.95
	SABLE SW	13	6051	2.15
	TOPAZ 2D	10	3497	2.86
	TOPAZ 4D	21	11720	1.79
MITSUBISHI	MIRAGE 2D	30	3848	7.80
OLDSMOBILE	CALAIS 2D	92	24347	3.78
	CALAIS 4D	95	16596	5.72
	CUST. CRUISER SW	30	5228	5.74
	FIRENZA 2D	11	4756	2.31
	FIRENZA 4D	11	4796	2.29
OPEL/ISUZU	I-MARK 2D FWD	10	2451	4.08
	I-MARK 4D FWD	47	6331	7.42
PEUGEOT	505 4D	12	3148	3.81
PLYMOUTH	HORIZON 2D	27	9616	2.81
	HORIZON 4D	30	14164	2.12
PONTIAC	2000 2D CONV	4	722	5.54
	6000 2D	10	2586	3.87
	6000 4D	270	44876	6.02
	6000 SW	12	4847	2.48
	GRAND AM 2D	277	37909	7.31
	GRAND AM 4D	221	23180	9.53
	J2000/2000 2D	84	16047	5.23
	J2000/2000 4D	37	12866	2.88
	J2000/2000 SW	1	1448	0.69
	PARISIENNE 4D	70	15823	4.42
	PARISIENNE SW	15	3324	4.51
	T1000/1000 2D	15	3282	4.57
	T1000/1000 4D	12	2314	5.19

Table A 15. Theft Rates for 1986 Model Year Vehicles During Calendar Year 1988

Make	Series	Number of Thefts	Exposure (Insured Vehicle Years)	Theft Rate (* 1000)
UNMARKED ANCESTORS				
PASSENGER CARS				
PORSCHE	944 COUPE	27	5601	4.82
RENAULT/EAGLE	ALLIANCE 2D	20	5902	3.39
	ALLIANCE 4D	40	10160	3.94
	ALLIANCE CONV	4	538	7.43
	ENCORE 4D	4	1659	2.41
SAAB	SAAB 9000 4D	7	2685	2.61
SUBARU	HATCHBACK	12	4133	2.90
TOYOTA	COROLLA TERCEL 2D	29	10005	2.90
	COROLLA TERCEL 4D	27	4360	6.19
	TERCEL SW 2WD	15	4858	3.09
	TERCEL SW 4WD	9	4309	2.09
VOLKSWAGEN	GOLF 2D	29	5404	5.37
	GOLF 4D	32	9668	3.31
	GTI 2D	58	5666	10.24
	JETTA 2D	14	1859	7.53
	JETTA SEDAN	183	26652	6.87
	QUANTUM 4D	21	2822	7.44
VOLVO	240 4D	12	11632	1.03
	240 SW	11	7957	1.38
	760/740 4D	34	12944	2.63
	760/740 SW	6	5104	1.18
YUGO	YUGO 2D	62	7293	8.50
	Subtotal:	7287	1569677	4.64
MARKED ANCESTORS				
PASSENGER CARS				
ACURA	LEGEND 4D	27	6438	4.19
AUDI	4000 QUATTRO 4D 4WD	8	1339	5.97
	5000 QUATTRO 4D	3	749	4.01
BMW	325/325 E 4D	23	6332	3.63
	325/325 E/325 ES 2D	57	9892	5.76
	524 TD 4D	1	319	3.13
	528 E 4D	16	3871	4.13
	535 I/535 IS 4D	3	1938	1.55
	635 CSI/L6 2D	1	553	1.81
BUICK	ELECTRA 2D FWD	10	1355	7.38
	ELECTRA 4D FWD	154	28563	5.39
	ELECTRA SW RWD	21	2346	8.95
	LESABRE 2D	30	6326	4.74
	LESABRE 4D	102	19438	5.25
	LESABRE SW	8	1860	4.30
	+REGAL 2D RWD	465	25446	18.27
	RIVIERA 2D	23	5739	4.01
CADILLAC	DEVILLE 2D FWD	84	10821	7.76
	DEVILLE 4D FWD	245	34716	7.06
	ELDORADO 2D	28	5657	4.95
	SEVILLE 4D	23	4669	4.93
CHEVROLET	CAMARO	1629	49676	32.79
	NOVA 4D	346	53792	6.43

Table A 15. Theft Rates for 1986 Model Year Vehicles During Calendar Year 1988

Make	Series	Number of Thefts	Exposure (Insured Vehicle Years)	Theft Rate (* 1000)
MARKED ANCESTORS				
PASSENGER CARS				
CHRYSLER	LASER 2D	73	10830	6.74
	LEBARON 2D	17	7662	2.22
	LEBARON 2D CONV	33	5981	5.52
	LEBARON 4D	24	11853	2.02
	LEBARON GTS 4D	86	21991	3.91
	LEBARON SW	2	1807	1.11
	NEW YORKER 4D RWD	73	22536	3.24
DODGE	600 2D	11	3492	3.15
	600 4D	16	7273	2.20
	ARIES 2D	8	4080	1.96
	ARIES 4D	34	12869	2.64
	ARIES SW	8	5930	1.35
	DAYTONA 2D	102	13156	7.75
	DIPLOMAT 4D	8	3038	2.63
FORD	LANCER 4D	58	15217	3.81
	MUSTANG	242	52166	4.64
	MUSTANG CONV	36	6672	5.40
JAGUAR	THUNDERBIRD 2D	163	47533	3.43
	XJ-S 2D	7	1139	6.15
	XJ6	16	4533	3.53
LINCOLN	CONTINENTAL 4D	9	4673	1.93
	LINCOLN CONT. 4D	87	28498	3.05
	MARK VII 2D	26	5302	4.90
MAZDA	626 SEDAN	308	21973	14.02
	+626/MX-6 2D	122	7553	16.15
	+GLC WAGON	3	593	5.06
MERCEDES BENZ	190 D 4D	3	682	4.40
	190 E 4D	14	5366	2.61
	300 E 4D	20	6452	3.10
	300 SDL 4D	3	1352	2.22
	420 SEL 4D	12	3815	3.15
	560 SEC 2D	1	448	2.23
	560 SEL 4D	10	1833	5.46
560 SL CONV	25	2791	8.96	
MERCURY	+CAPRI	15	4030	3.72
	COUGAR 2D	130	38902	3.34
MITSUBISHI	CORDIA 2D	12	1677	7.16
	TREDIA 4D	27	3520	7.67
OLDSMOBILE	98 2D FWD	4	1613	2.48
	98 4D FWD	186	30094	6.18
	+CIERA 2D	80	13758	5.81
	+CIERA 4D	363	74025	4.90
	+CUTLASS 2D	723	43010	16.81
	+CUTLASS 4D	136	17255	7.88
	+CUTLASS SW	25	9287	2.69
	DELTA-88 2D	67	10652	6.29
DELTA-88 4D	267	53773	4.97	
PLYMOUTH	TORONADO	17	3981	4.27
	CARAVELLE 4D	22	8176	2.69
	GRAN FURY 4D	1	1747	0.57
	RELIANT 2D	9	4738	1.90
	RELIANT 4D	28	14849	1.89
	RELIANT SW	6	6829	0.88

Table A 15. Theft Rates for 1986 Model Year Vehicles During Calendar Year 1988

Make	Series	Number of Thefts	Exposure (Insured Vehicle Years)	Theft Rate (* 1000)
MARKED ANCESTORS				
PASSENGER CARS				
PONTIAC	BONNEVILLE 4D	57	11044	5.16
	FIERO 2D	406	24396	16.64
	FIREBIRD	977	29127	33.54
	*GRAND PRIX	188	11391	16.50
PORSCHE	911 COUPE	9	1126	7.99
	911 TARGA/CABRIOLET	15	1010	14.85
	928 COUPE	3	661	4.54
SAAB	SAAB 900 2D	18	7688	2.34
	SAAB 900 4D	9	4602	1.96
SUBARU	HARDTOP/XT 2D	24	5204	4.61
	XT 2D	3	889	3.37
TOYOTA	CAMRY 4D	536	53573	10.01
	CELICA	137	34677	3.95
	COROLLA 2D	127	11711	10.84
	COROLLA SEDAN	483	41911	11.52
	MR2	374	10238	36.53
VOLKSWAGEN	SCIROCCO	42	2897	14.50
	Subtotal:	10493	1226985	8.55
ANTI-THEFT EXEMPT				
ANCESTORS				
PASSENGER CARS				
AUDI	5000 4D	55	13465	4.08
BMW	*735 I 4D	3	1212	2.48
CHEVROLET	*CORVETTE	70	8077	8.67
	*CORVETTE CONV	16	1748	9.15
DATSUN/NISSAN	*240/260/280/300	84	14870	5.65
	*240/260/280/300 2+2	29	4856	5.97
	*810/MAXIMA SEDAN	78	19613	3.98
	*810/MAXIMA WAGON	3	1754	1.71
DODGE/MITSUBISHI	CONQUEST 2D	15	778	19.28
MAZDA	RX-7 COUPE	120	16727	7.17
MITSUBISHI	GALANT 4D	66	5332	12.38
	STARION 2D	24	1327	18.09
OPEL/ISUZU	IMPULSE 2D	37	4188	8.83
TOYOTA	*CELICA SUPRA	25	1582	16.01
	*CRESSIDA 4D	90	13508	6.66
	*CRESSIDA SW	3	1204	2.49
	*SUPRA 2D	33	6651	4.96
	Subtotal:	751	116872	6.43
	Passenger Total:	18531	2913534	6.36
MPVS				
AMC/EAGLE	EAGLE 4D	1	330	3.03
	EAGLE SW	2	1726	1.16

Table A 15. Theft Rates for 1986 Model Year Vehicles During Calendar Year 1988

Make	Series	Number of Thefts	Exposure (Insured Vehicle Years)	Theft Rate (* 1000)	
MPVS					
CHEVROLET TRUCK	10 PICKUP 1/2T	801	40764	19.65	
	10 PICKUP 1/2T 4X4	153	15414	9.93	
	20 CREW C P/U 3/4T	4	341	11.73	
	20 PICKUP 3/4T	54	5093	10.60	
	20 PICKUP 3/4T 4X4	30	4713	6.37	
	30 CHASSIS CAB 1T	2	432	4.63	
	30 CREW C P/U 1T	17	1260	13.49	
	30 CREW C P/U 1T 4X4	3	238	12.61	
	30 PICKUP 1T	20	763	26.21	
	30 PICKUP 1T 4X4	9	522	17.24	
	ASTRO CARGO VAN	47	10101	4.65	
	ASTRO VAN	62	25164	2.46	
	BLAZER 1/2T 4X4	107	9070	11.80	
	CHEVYVAN 1/2T	22	2848	7.72	
	CHEVYVAN 1T	8	594	13.47	
	CHEVYVAN 3/4T	182	18715	9.72	
	CUTAWAY/RV C VAN 1T	1	188	5.32	
	EL CAMINO	32	4547	7.04	
	S10 BLAZER	99	11507	8.60	
	S10 PICKUP	79	31471	2.51	
	SPORTVAN 3/4T	14	3927	3.57	
	SUBURBAN 1/2T	138	7249	19.04	
	SUBURBAN 1/2T 4X4	20	3359	5.95	
	SUBURBAN 3/4T	9	2134	4.22	
	SUBURBAN 3/4T 4X4	4	1082	3.70	
	T10 BLAZER 4X4	231	25657	9.00	
	T10 PICKUP 4X4	29	8492	3.41	
	DATSUN/NISSAN	CHASSIS CAB	2	108	18.52
		KING CAB P/U 4X2	39	6496	6.00
		KING CAB P/U 4X4	29	4946	5.86
		P/U KING C 4X2	19	10431	1.82
		P/U KING C 4X4	20	8499	2.35
P/U LONG 4X4		6	1149	5.22	
P/U SHORT 4X2		85	24231	3.51	
P/U SHORT 4X4		7	3888	1.80	
PICKUP LONG 4X2		11	1637	6.72	
PICKUP LONG 4X4		3	464	6.47	
PICKUP SHORT 4X2		121	17050	7.10	
PICKUP SHORT 4X4		5	1899	2.63	
DODGE TRUCK		AD150 UTILITY	13	2290	5.68
	AW150 UTILITY	8	2973	2.69	
	B150 VAN MPV	2	2545	0.79	
	B150 VAN TRK/INC	14	3350	4.18	
	B250 VAN MPV	4	2909	1.38	
	B250 VAN TRK/INC	35	8839	3.96	
	B350 VAN MPV	1	717	1.39	
	B350 VAN TRK/INC	11	564	19.50	
	CARAVAN WAGON	56	32390	1.73	
	D100/D150 PICKUP	33	14313	2.31	
	D250 PICKUP	5	1883	2.66	
	MINI RAM VAN	4	1551	2.58	
	RAM50/D50 P/U SH 4X2	48	14749	3.25	
	RAM50/D50 P/U SH 4X4	13	3772	3.45	
	W100/W150 PICKUP	12	5070	2.37	
W250 PICKUP	3	1419	2.11		

Table A 15. Theft Rates for 1986 Model Year Vehicles During Calendar Year 1988

Make	Series	Number of Thefts	Exposure (Insured Vehicle Years)	Theft Rate (* 1000)	
MPVS					
DODGE/MITSUBISHI	COLT VISTA SW	9	3966	2.27	
	COLT VISTA SW 4X4	4	2170	1.84	
FORD TRUCK	AEROSTAR CARGO VAN	11	7111	1.55	
	AEROSTAR VAN	39	32633	1.20	
	BRONCO	41	14747	2.78	
	BRONCO II 4X4	67	31025	2.16	
	E150 ECONO CARGO VAN	77	24359	3.16	
	E150 ECONO CLUB WGN	4	3108	1.29	
	E250 ECONO CARGO VAN	11	1627	6.76	
	E350 CUTAWAY	13	213	61.03	
	E350 ECONO CARGO VAN	7	1225	5.71	
	E350 RV CUTAWAY	4	136	29.41	
	F150 PICKUP 4X2	136	55732	2.44	
	F150 PICKUP 4X4	53	22347	2.37	
	F150 SUPER P/U 4X2	65	9710	6.69	
	F150 SUPER P/U 4X4	6	1622	3.70	
	F250 PICKUP 4X2	31	8949	3.46	
	F250 PICKUP 4X4	33	10827	3.05	
	F250 SUPER P/U 4X2	20	4701	4.25	
	F250 SUPER P/U 4X4	4	3587	1.12	
	F350 CHASSIS C 4X2	12	737	16.28	
	F350 CREW C P/U 4X2	8	1885	4.24	
	F350 CREW C P/U 4X4	3	416	7.21	
	F350 PICKUP 4X2	5	824	6.07	
	F350 PICKUP 4X4	4	643	6.22	
	RANGER PICKUP 4X2	81	37048	2.19	
	RANGER PICKUP 4X4	27	11233	2.40	
	RANGER SUPER P/U 4X2	24	12714	1.89	
	RANGER SUPER P/U 4X4	7	6356	1.10	
	GMC TRUCK	1500 PICKUP 1/2T	186	10330	18.01
		1500 PICKUP 1/2T 4X4	35	3668	9.54
		2500 PICKUP 3/4T	12	1573	7.63
2500 PICKUP 3/4T 4X4		9	1505	5.98	
3500 CREW C P/U 1T		5	432	11.57	
3500 PICKUP 1T		3	275	10.91	
3500 PICKUP 1T 4X4		2	160	12.50	
CABALLERO		1	495	2.02	
CUTAWAY/RV C VAN 1T		1	44	22.73	
JIMMY 1/2T 4X4		22	2013	10.93	
RALLY WAGON 3/4T		1	726	1.38	
S15 JIMMY		23	2653	8.67	
S15 PICKUP		18	6218	2.89	
SAFARI CARGO VAN		5	2316	2.16	
SAFARI VAN		12	5263	2.28	
SUBURBAN 1/2T		26	2100	12.38	
SUBURBAN 1/2T 4X4		5	1046	4.78	
SUBURBAN 3/4T		3	694	4.32	
T15 JIMMY 4X4		57	5647	10.09	
T15 PICKUP 4X4		6	1967	3.05	
VANDURA		38	5372	7.07	
JEEP		CHEROKEE 4X2	41	3927	10.44
		CHEROKEE 4X4	215	27157	7.92
		CJ-7 ROADSTER	43	6425	6.69
		COMANCHE 4X2 LONG	14	5003	2.80
		COMANCHE 4X4 LONG	12	5187	2.31

Table A 15. Theft Rates for 1986 Model Year Vehicles During Calendar Year 1988

Make	Series	Number of Thefts	Exposure (Insured Vehicle Years)	Theft Rate (* 1000)
MPVS				
JEEP				
	WAGONEER	23	3249	7.08
	WAGONEER/G. WAGON	11	3544	3.10
MAZDA	B SER. LONG P/U 4X2	59	9932	5.94
	B SER. STD P/U 4X2	191	25868	7.38
	B2000 CAB PLUS P/U	43	8237	5.22
MITSUBISHI	MONTERO 4X4	10	1452	6.89
	PICKUP STD 4X4	3	828	3.62
OPEL/ISUZU	P/U LN 1/2T 4X2	6	3016	1.99
	P/U SH 1/2T 4X2	34	12555	2.71
	P/U SH 1/2T 4X4	7	1411	4.96
	P/U SPACE C 1/2T 4X2	7	2396	2.92
	TROOPER VAN 4X4	68	1291	52.67
PLYMOUTH TRUCK	VOYAGER WAGON	50	31577	1.58
SUBARU	BRAT 4X4	4	1090	3.67
	DL/GL 2D	5	2355	2.12
	DL/GL 4D SEDAN	38	13596	2.79
	DL/GL SW	16	9685	1.65
	DL/GL SW 4WD	13	15857	0.82
	GL 2D 4WD	4	1485	2.69
	GL 4D 4WD	6	4124	1.45
	HARDTOP/XT 2D 4WD	8	2226	3.59
SUZUKI	SAMURAI 4X4	106	5736	18.48
	SAMURAI VAN 4X4	9	1676	5.37
TOYOTA	4RUNNER PICKUP	188	8127	23.13
	4RUNNER WAGON	68	2408	28.24
	CARGO VAN 4X2	94	8430	11.15
	CHASSIS CAB	13	368	35.33
	LAND CRUISER SW	1	638	1.57
	P/U SH 1/2T 4X4	37	18166	2.04
	P/U X CAB 1/2T 4X4	184	9691	18.99
	P/U X CAB LN 1/2T	77	6739	11.43
	P/U XTRA CAB 1/2T	37	3037	12.18
	PICKUP LN 1/2T 4X4	69	3685	18.72
	PICKUP LONG 1/2T	133	9029	14.73
	PICKUP LONG 1T	26	2355	11.04
	PICKUP SHORT 1/2T	326	27766	11.74
	VAN 4X2	119	7597	15.66
VOLKSWAGEN	VANAGON	1	2364	0.42
	Subtotal:	6484	1105266	5.87
	Total:	25015	4018800	6.22

+ Series subject to the Theft Prevention Standard in 1988 only.

* Series also had passive anti-theft device in 1985-1986.

APPENDIX B

Thefts and Recoveries of Insured Vehicles Stratified
by Calendar Year, Vehicle Age, Make, Series and Model

Table B 1 Thefts and Recoveries of 1987 Model Year vehicles during calendar year 1987

Make	Series	Model	-----Number Recovered in 1987-----					Total
			Number of Thefts	Intact	In-Whole	In-Part	Condition Unknown	
UNMARKED PASSENGER CARS								

ACURA	INTEGRA 2D	LS	16	2	8	3	1	14
	INTEGRA 2D	LS SPECIAL	2	1	1	0	0	2
	INTEGRA 2D	RS	4	1	2	1	0	4
	INTEGRA 4D	LS	9	4	3	0	1	8
	INTEGRA 4D	RS	4	0	2	2	0	4
ALFA ROMEO	MILANO 4D	GOLD	4	0	3	0	1	4
	SPIDER CONV	GRADUATE	1	0	1	0	0	1
AUDI	4000 4D	S	7	2	4	0	0	6
BMW	325 I 4D	325 I 4D	1	0	1	0	0	1
	325 I CONV	325 I CONV	4	1	1	0	1	3
	325 IS 2D	325 IS 2D	8	1	2	0	0	3
BUICK	CENTURY 4D	CUSTOM	29	1	15	5	2	23
	CENTURY 4D	LIMITED	42	2	30	1	3	36
	REGAL 2D RWD	LIMITED	47	4	21	7	3	35
	REGAL 2D RWD	REGAL 2D RWD	168	7	80	39	10	136
	SKYHAWK 2D	CUSTOM	13	4	7	1	1	13
	SKYHAWK 4D	CUSTOM	5	1	3	0	1	5
	SKYHAWK SW	CUSTOM	1	1	0	0	0	1
	SKYLARK 4D	LIMITED	5	0	4	0	1	5
	SKYLARK 4D	SKYLARK 4D	13	2	5	2	1	10
	SOMERSET 2D	CUSTOM	18	1	10	1	2	14
	SOMERSET 2D	LIMITED	4	1	2	0	0	3
CADILLAC	BROUGHAM 4D	BROUGHAM 4D	111	4	68	15	5	92
	CIMARRON 4D	CIMARRON 4D	16	3	9	4	0	16
CHEVROLET	BERETTA 2D	BERETTA 2D	1	0	1	0	0	1
	CAPRICE 2D	CLASSIC	4	0	3	1	0	4
	CAPRICE 4D	BROUGHAM	83	2	51	10	7	70
	CAPRICE 4D	CLASSIC	64	3	33	15	3	54
	CAPRICE SW	CAPRICE SW	8	0	6	0	1	7
	CAPRICE SW	CLASSIC	27	0	15	8	3	26
	CAVALIER 2D	CAVALIER 2D	19	6	8	1	3	18
	CAVALIER 2D	Z24	92	4	56	15	6	81
	CAVALIER 4D	CAVALIER 4D	24	4	14	2	1	21
	CAVALIER 4D	CS	16	3	10	0	1	14
	CAVALIER CONV	RS	53	3	31	3	5	42
	CAVALIER SW	CAVALIER SW	2	1	1	0	0	2
	CAVALIER SW	CS	4	1	1	0	1	3
	CELEBRITY 2D	CELEBRITY 2D	11	0	7	2	2	11
	CELEBRITY 4D	CELEBRITY 4D	121	13	61	14	11	99
	CELEBRITY SW	CELEBRITY SW	19	2	9	0	2	13

Table B 1. Thefts and Recoveries of 1987 Model Year vehicles during calendar year 1987

Make	Series	Model	-----Number Recovered in 1987-----					Total
			Number of Thefts	Intact	In-Whole	In-Part	Condition Unknown	
UNMARKED PASSENGER CARS								
CHEVROLET								
	CHEVETTE 2D	CHEVETTE 2D	13	1	8	0	1	10
	CHEVETTE 4D	CHEVETTE 4D	7	0	4	0	1	5
	CORSICA 4D	CORSICA 4D	3	2	1	0	0	3
	MONTE CARLO 2D	MONTE CARLO 2D	376	17	204	57	17	295
	SPECTRUM 2D	SPECTRUM 2D	15	0	13	0	1	14
	SPECTRUM 4D	SPECTRUM 4D	61	6	41	5	7	59
	SPRINT 2D	ER	7	2	5	0	0	7
	SPRINT 2D	SPRINT 2D	12	2	9	0	1	12
	SPRINT 4D	SPRINT 4D	8	0	6	0	1	7
CHRYSLER								
	NEW YORKER 4D (E BOD	NEW YORKER 4D (E BOD	33	3	20	2	1	26
DATSUN/NISSAN								
	200SX	200SX	22	5	9	3	0	17
	SENTRA 2D	SENTRA 2D	123	24	56	9	12	101
	SENTRA 4D	SENTRA 4D	83	23	40	4	6	73
	SENTRA SW	SENTRA SW	11	2	3	1	1	7
	STANZA 4D	STANZA 4D	56	4	35	4	8	51
	STANZA SW	STANZA SW	3	2	0	0	1	3
DODGE								
	OMNI 4D	OMNI 4D	36	6	19	2	4	31
	OMNI/CHARGER 2D	OMNI/CHARGER 2D	29	5	13	1	4	23
	SHADOW 2D	SHADOW 2D	29	2	17	2	3	24
	SHADOW 4D	SHADOW 4D	30	4	19	2	3	28
	SHELBY CHARGER 2D	SHELBY CHARGER 2D	10	2	4	1	0	7
DODGE/MITSUBISHI								
	COLT 2D	COLT 2D	4	3	1	0	0	4
	COLT 2D	DL	7	1	4	0	2	7
	COLT 2D	DL/GTS	1	1	0	0	0	1
	COLT 2D	E	9	0	4	1	3	8
	COLT 2D HTCH	DL	4	0	3	0	0	3
	COLT 4D	DL	35	3	26	0	1	30
	COLT 4D	E	31	5	18	1	2	26
	COLT 4D	PREMIER	27	5	13	1	4	23
FIAT/BERTONE								
	X 1/9	X 1/9	1	0	1	0	0	1
FORD								
	ESCORT 2D	GL	51	9	23	6	5	43
	ESCORT 2D	GT	36	7	16	5	4	32
	ESCORT 2D	L	2	0	1	1	0	2
	ESCORT 2D	PONY	13	2	6	0	0	8
	ESCORT 4D	GL	44	2	33	4	2	41
	ESCORT 4D	L	14	4	8	0	0	12
	ESCORT SW	GL	5	1	2	0	0	3
	EXP 2D	ESCORT EXP LUXURY	10	3	3	2	2	10
	FAIRMONT FUTURA 2D	FUTURA	10	1	4	0	2	7
	FORD LTD 2D	CROWN VICTORIA	63	5	31	9	4	49
	FORD LTD 2D	CROWN VICTORIA LX	1	0	1	0	0	1
	FORD LTD 4D	CROWN VICTORIA LX	12	0	3	0	2	5

Table B.1. Thefts and Recoveries of 1987 Model Year vehicles during calendar year 1987

Make	Series	Model	Number of				Condition	
			Thefts	Intact	In-Whole	In-Part	Unknown	Total
-----Number Recovered in 1987-----								
UNMARKED PASSENGER CARS								
FORD								
	FORD LTD SW	COUNTRY SQUIRE LX	1	1	0	0	0	1
	FORD LTD SW	CROWN VICTORIA S	1	0	1	0	0	1
	LTD 4D	LTD 4D	1	0	1	0	0	1
	LTD SW	LTD SW	22	3	11	1	2	17
	TAURUS 4D	GL	15	6	5	2	2	15
	TAURUS 4D	L	12	2	6	1	2	11
	TAURUS 4D	LX	11	2	4	2	1	9
	TAURUS 4D	MT-5	3	1	1	1	0	3
	TAURUS SW	GL	4	0	3	0	1	4
	TAURUS SW	L	1	0	1	0	0	1
	TAURUS SW	LX	5	2	1	1	0	4
	TAURUS SW	MT-5	2	1	0	0	1	2
	TEMPO 2D	GL	2	1	1	0	0	2
	TEMPO 2D	GLX	6	1	3	0	1	5
	TEMPO 2D	L	14	3	9	1	1	14
	TEMPO 2D	LX	4	1	2	0	1	4
	TEMPO 2D	SPORT	7	0	4	0	0	4
	TEMPO 4D	GL	10	4	5	0	1	10
	TEMPO 4D	L	15	2	11	1	0	14
	TEMPO 4D	LX	25	2	15	4	2	23
	TEMPO 4D	SPORT	9	2	6	0	0	8
HONDA								
	ACCORD 2D	ACCORD 2D	9	2	4	0	1	7
	ACCORD 4D	ACCORD 4D	34	9	15	2	3	29
	ACCORD 4D	LX	59	14	24	6	5	49
	ACCORD 4D	LXI	37	6	20	2	0	28
	ACCORD LX 2D	LXI	23	7	10	2	0	19
	CIVIC CVCC 3D	CIVIC CVCC 3D	5	2	1	0	1	4
	CIVIC CVCC 3D	DX	7	1	2	1	1	5
	CIVIC CVCC 3D	SI	5	0	2	0	2	4
	CIVIC CVCC 4D	CIVIC CVCC 4D	57	17	25	4	4	50
	CIVIC CVCC SW	CIVIC CVCC SW	4	1	3	0	0	4
	CIVIC CVCC SW	WAGOVAN	1	0	0	0	1	1
	CIVIC CVCC/CRX 2D	CRX	14	3	7	1	1	12
	CIVIC CVCC/CRX 2D	CRX SI	24	3	12	1	3	19
	CIVIC SW 4X4	CIVIC SW 4X4	2	0	2	0	0	2
	PRELUDE	PRELUDE	15	4	7	1	1	13
	PRELUDE	SI	31	6	16	5	2	29
HYUNDAI								
	EXCEL 2D	EXCEL 2D	27	8	15	2	2	27
	EXCEL 2D	GL	13	2	9	1	0	12
	EXCEL 2D	GLS	19	3	12	0	2	17
	EXCEL 4D	EXCEL 4D	6	2	3	1	0	6
	EXCEL 4D	GL	81	9	42	5	12	68
	EXCEL 4D	GLS	92	15	59	6	4	84
MAZDA								
	323 2D	323 2D	14	3	8	1	0	12
	323 4D	323 4D	96	12	62	5	9	88

Table B 1. Thefts and Recoveries of 1987 Model Year vehicles during calendar year 1987

Make	Series	Model	Number Recovered in 1987				Total
			Thefts	Intact	In-Whole	In-Part	
UNMARKED PASSENGER CARS							
MAZDA							
	323 SW	323 SW	14	1	11	2	14
	626/MX-6 2D	626/MX-6 2D	36	5	13	5	32
	RX-7 COUPE	RX-7 COUPE	53	6	29	4	45
MERCURY							
	LYNX 2D	GS	4	0	2	0	3
	LYNX 2D	L	2	2	0	0	2
	LYNX 2D	XR3	8	1	4	1	7
	LYNX 4D	GS	5	2	1	1	5
	MARQUIS/G. MARQ. SW	COLONY PARK LS	2	1	0	0	1
	MARQUIS/GRAND MARQUI	GRAND MARQUIS GS	47	2	1	1	6
	MARQUIS/GRAND MARQUI	GRAND MARQUIS LS	82	3	13	0	16
	SABLE 4D	GS	8	2	5	0	7
	SABLE 4D	LS	11	3	1	2	9
	SABLE SW	GS	3	0	1	0	2
	SABLE SW	LS	2	0	1	0	2
	TOPAZ 2D	GS	3	1	1	1	3
	TOPAZ 2D	SPORT	2	0	1	0	1
	TOPAZ 4D	GS	3	2	1	0	3
	TOPAZ 4D	LS	4	1	2	0	3
	TOPAZ 4D	SPORT	3	1	1	0	3
MITSUBISHI							
	MIRAGE 2D	LOW(S)	1	0	0	0	0
	MIRAGE 2D	MEDIUM	6	2	1	0	4
	MIRAGE 4D	HIGH/PREM(L/LS)	17	0	16	0	16
OLDSMOBILE							
	CALAIS 2D	CALAIS 2D	38	8	21	3	35
	CALAIS 2D	SUPREME	10	1	4	3	9
	CALAIS 4D	CALAIS 4D	30	3	17	2	25
	CALAIS 4D	SUPREME	8	1	4	0	7
	CIERA 2D	CIERA BROUGHAM	8	0	4	3	7
	CIERA 2D	CIERA LS	10	0	7	1	9
	CIERA 4D	CIERA BROUGHAM	55	5	38	4	49
	CIERA 4D	LS	70	9	49	3	66
	CUST. CRUISER SW	CUST. CRUISER SW	10	0	3	3	6
	CUTLASS 2D	CUTLASS SUPREME	129	5	81	19	110
	CUTLASS 2D	SALON	27	2	13	9	25
	CUTLASS 2D	SUPREME BROUGHAM	95	7	48	21	84
	CUTLASS 4D	CUTLASS SUPREME	26	2	18	2	23
	CUTLASS 4D	SUPREME BROUGHAM	18	3	8	3	16
	CUTLASS SW	CRUISER	5	0	4	1	5
	FIRENZA 2D	FIRENZA 2D	3	0	2	0	2
	FIRENZA 4D	FIRENZA 4D	3	0	2	0	2
OPEL/ISUZU							
	I-MARK 2D FWD	I-MARK 2D FWD	2	0	1	0	1
	I-MARK 4D FWD	I-MARK 4D FWD	10	2	5	1	9
PLYMOUTH							
	HORIZON 2D	TURISMO	24	4	12	3	22
	HORIZON 4D	HORIZON 4D	59	5	27	4	47

Table B 1. Thefts and Recoveries of 1987 Model Year vehicles during calendar year 1987

Make	Series	Model	Number of				Condition		Total
			Thefts	Intact	In-Whole	In-Part	Unknown		
-----Number Recovered in 1987-----									
UNMARKED									
PASSENGER CARS									
PLYMOUTH									
	SUNDANCE 2D	SUNDANCE 2D	21	6	10	3	1	20	
	SUNDANCE 4D	SUNDANCE 4D	34	5	19	3	3	30	
PONTIAC									
	6000 2D	6000 2D	4	0	3	1	0	4	
	6000 4D	6000 4D	44	3	32	3	5	43	
	6000 4D	LE	18	1	10	4	1	16	
	6000 4D	SE	10	0	5	1	2	8	
	6000 4D	STE	13	0	9	2	1	12	
	6000 SW	6000 SW	1	0	1	0	0	1	
	6000 SW	LE	1	0	1	0	0	1	
	6000 SW	SE	1	0	0	0	0	0	
	GRAND AM 2D	GRAND AM 2D	76	7	47	6	7	67	
	GRAND AM 2D	LE	59	8	29	11	4	52	
	GRAND AM 2D	SE	56	4	29	14	2	49	
	GRAND AM 4D	GRAND AM 4D	74	4	51	9	4	68	
	GRAND AM 4D	LE	20	1	15	1	2	19	
	GRAND AM 4D	SE	20	1	12	5	1	19	
	GRAND PRIX	BROUGHAM	8	0	3	3	0	6	
	GRAND PRIX	GRAND PRIX	26	0	13	4	1	18	
	GRAND PRIX	LE	16	2	7	3	1	13	
	J2000/2000 2D	SUNBIRD GT	20	1	11	3	3	18	
	J2000/2000 2D	SUNBIRD SE	30	2	19	4	1	26	
	PARISIENNE SW	SAFARI	6	1	4	0	0	5	
	SUNBIRD 4D	SUNBIRD 4D	19	1	9	4	2	16	
	T1000/1000 4D	T1000/1000 4D	2	0	0	0	2	2	
PORSCHE									
	944 COUPE	944 COUPE	7	2	5	0	0	7	
	944 COUPE	TURBO	2	0	2	0	0	2	
RENAULT/EAGLE									
	ALLIANCE 2D	ALLIANCE 2D	4	0	2	1	1	4	
	ALLIANCE 4D	ALLIANCE 4D	2	1	0	0	0	1	
	ALLIANCE 4D	DL	5	0	3	1	0	4	
	ALLIANCE 4D	L	1	0	0	0	0	0	
	ALLIANCE CONV	ALLIANCE CONV	1	1	0	0	0	1	
	ENCORE 2D	ENCORE 2D	1	0	1	0	0	1	
	GTA 2D	GTA 2D	5	1	3	0	0	4	
ROLLS ROYCE									
	SILVER SPUR 4D	SILVER SPUR 4D	1	0	1	0	0	1	
SAAB									
	SAAB 9000 4D	S	1	0	1	0	0	1	
	SAAB 9000 4D	TURBO	1	0	1	0	0	1	
SUBARU									
	DL/GL 4D SEDAN	DL	1	0	0	0	0	0	
	HATCHBACK	GL	4	1	2	0	0	3	
	JUSTY 2D	DL	1	0	0	0	1	1	
	JUSTY 2D	GL	3	0	1	1	1	3	

Table B 1. Thefts and Recoveries of 1987 Model Year vehicles during calendar year 1987

Make	Series	Model	-----Number Recovered in 1987-----					Total
			Number of Thefts	Intact	In-Whole	In-Part	Condition Unknown	
UNMARKED PASSENGER CARS								
TOYOTA								
	COROLLA TERCEL 2D	COROLLA TERCEL 2D	16	4	10	0	1	15
	COROLLA TERCEL 2D	DELUXE	6	0	3	0	1	4
	COROLLA TERCEL 4D	DELUXE	2	0	0	0	2	2
	TERCEL SW 4WD	DELUXE	3	1	2	0	0	3
	TERCEL SW 4WD	SR5	1	0	0	0	1	1
VOLKSWAGEN								
	CABRIOLET CONV.	CABRIOLET CONV.	39	3	18	7	5	33
	FOX 2D	FOX 2D	4	0	4	0	0	4
	FOX 4D	GL	6	1	2	1	1	5
	FOX SW	GL	1	0	0	0	1	1
	GOLF 2D	GL	10	1	4	2	0	7
	GOLF 2D	GOLF 2D	5	1	2	1	0	4
	GOLF 4D	GL	2	0	1	0	0	1
	GOLF 4D	GOLF 4D	13	1	7	0	1	9
	GTI 2D	GTI 2D	12	2	4	3	0	9
	JETTA 2D	JETTA 2D	2	0	0	0	0	0
	JETTA SEDAN	GLI	19	6	9	0	2	17
	JETTA SEDAN	JETTA SEDAN	59	11	33	5	2	51
	QUANTUM 4D	QUANTUM 4D	2	0	0	0	1	1
	RABBIT 2D	GTI	12	1	6	2	0	9
	RABBIT SEDAN	GL	1	0	1	0	0	1
VOLVO								
	240 2D	DELUXE (DL)	19	0	16	0	0	16
	760/740 4D	740 GLE	5	1	3	1	0	5
	760/740 4D	760 GLE	6	1	4	0	0	5
	760/740 SW	740 GLE	11	4	5	0	0	9
	760/740 SW	760 GLE	1	0	0	0	0	0
YUGO								
	YUGO 2D	GV	27	8	10	0	4	22
Subtotal:			5132	603	2744	546	397	4290
MARKED PASSENGER CARS								
ACURA								
	LEGEND 2D	SUNROOF+OPTION	3	2	0	0	1	3
	LEGEND 4D	LEGEND 4D	5	0	3	0	0	3
	LEGEND 4D	SUNROOF	11	3	5	1	0	9
	LEGEND 4D	SUNROOF+OPTION	6	1	4	0	0	5
AUDI								
	5000 QUATTRO 4D	CS	2	1	0	0	0	1
BMW								
	325/325 E 4D	325/325 E 4D	6	1	2	0	1	4
	325/325 E/325 ES 2D	325/325 E/325 ES 2D	16	5	7	1	1	14
	528 E 4D	528 E 4D	8	1	3	0	1	5
	535 I/535 IS 4D	535 I/535 IS 4D	7	3	3	1	0	7
	635 CSI/L6 2D	635 CSI/L6 2D	1	0	1	0	0	1

Table B 1. Thefts and Recoveries of 1987 Model Year vehicles during calendar year 1987

Make	Series	Model	-----Number Recovered in 1987-----					Total
			Number of Thefts	Intact	In-Whole	In-Part	Condition Unknown	
MARKED PASSENGER CARS								
BMW	735 I 4D	735 I 4D	3	0	0	0	2	2
BUICK	ELECTRA 2D FWD	PARK AVE.	5	2	0	2	0	4
	ELECTRA 4D FWD	PARK AVE.	56	2	28	17	2	49
	ELECTRA 4D FWD	T TYPE	6	0	3	3	0	6
	ELECTRA FWD 4D	380	5	1	3	0	0	4
	ELECTRA SW RWD	ESTATE	4	1	1	1	1	4
	LESABRE 2D	CUSTOM	9	0	5	4	0	9
	LESABRE 2D	LIMITED	9	1	5	2	1	9
	LESABRE 4D	CUSTOM	54	3	29	9	3	44
	LESABRE 4D	LESABRE 4D	5	0	4	0	1	5
	LESABRE 4D	LIMITED	35	3	18	7	2	30
	LESABRE SW	ESTATE	8	0	5	3	0	8
	RIVIERA 2D	LUXURY	10	2	3	1	1	7
CADILLAC	DEVILLE FWD 2D	DEVILLE FWD 2D	43	2	26	6	3	37
	DEVILLE FWD 4D	DEVILLE FWD 4D	107	3	62	14	4	83
	ELDORADO 2D	ELDORADO 2D	12	2	4	3	1	10
	SEVILLE 4D	SEVILLE 4D	6	2	1	0	1	4
CHEVROLET	CAMARO	Z28	826	41	467	144	55	707
	NOVA 4D	NOVA 4D	23	0	22	0	1	23
CHRYSLER	LEBARON 2D	LEBARON 2D	28	3	15	1	5	24
	LEBARON 2D CONV	LEBARON 2D CONV	7	1	2	0	3	6
	LEBARON 4D	LEBARON 4D	24	2	10	4	3	19
	LEBARON GTS 4D	LEBARON GTS 4D	23	3	16	0	3	22
	NEW YORKER 4D RWD	5TH AVE. EDITION	73	10	44	6	6	66
DODGE	600 4D	600 4D	20	4	9	1	4	18
	ARIES 2D	LE	6	4	0	0	1	5
	ARIES 4D	ARIES 4D	1	0	1	0	0	1
	ARIES 4D	SPECIAL EDITION	35	7	11	3	8	29
	ARIES SW	LE	5	1	4	0	0	5
	DAYTONA 2D	DAYTONA 2D	12	3	6	0	1	10
	DAYTONA 2D	PACIFICA	5	0	4	1	0	5
	DAYTONA 2D	SHELBY Z	4	0	1	1	0	2
	DAYTONA 2D	TURBO	8	0	4	0	0	4
	DIPLOMAT 4D	SALON	3	0	0	0	1	1
	DIPLOMAT 4D	SE	6	1	5	0	0	6
	LANCER 4D	ES	6	0	5	0	0	5
	LANCER 4D	LANCER 4D	11	2	7	0	0	9
FORD	MUSTANG	GT	16	2	7	2	2	13
	MUSTANG	LX	35	9	14	5	4	32
	MUSTANG	MUSTANG	4	1	3	0	0	4
	MUSTANG CONV	LX	3	1	1	0	1	3
	THUNDERBIRD 2D	LX	10	3	3	2	1	9

Table B 1. Thefts and Recoveries of 1987 Model Year vehicles during calendar year 1987

Make	Series	Model	-----Number Recovered in 1987-----					Total
			Number of Thefts	Intact	In-Whole	In-Part	Condition Unknown	
MARKED PASSENGER CARS								
FORD								
	THUNDERBIRD 2D	SPORT	11	2	2	2	2	8
	THUNDERBIRD 2D	THUNDERBIRD 2D	29	5	5	0	5	15
	THUNDERBIRD 2D	TURBO	19	2	9	2	0	13
JAGUAR								
	XJ-S 2D	XJ-S 2D	2	0	0	0	1	1
	XJ6	VDP	1	0	0	0	0	0
	XJ6	XJ6	8	1	3	1	1	6
LINCOLN								
	CONTINENTAL 4D	CONTINENTAL 4D	7	2	1	0	0	3
	CONTINENTAL 4D	GIVENCHY	1	0	1	0	0	1
	LINCOLN CONT 4D	CARTIER	3	0	2	0	1	3
	LINCOLN CONT 4D	SIGNATURE	20	1	8	1	1	11
	LINCOLN CONT. 4D	TOWN CAR	18	3	9	1	0	13
	MARK VII 2D	BLASS	2	0	0	0	1	1
	MARK VII 2D	LSC	12	4	4	1	0	9
	MARK VII 2D	MARK VII 2D	1	0	0	0	0	0
MAZDA								
	626 SEDAN	626 SEDAN	142	11	91	9	15	126
MERCEDES BENZ								
	190 E 4D	2.3L	11	3	2	1	1	7
	190 E 4D	2.3L 16V	1	1	0	0	0	1
	190 E 4D	2.6L	1	0	0	0	1	1
	260 E 4D	260 E 4D	3	1	2	0	0	3
	300 E 4D	300 E 4D	8	1	3	0	0	4
	300 SDL 4D	300 SDL 4D	1	1	0	0	0	1
	420 SEL 4D	420 SEL 4D	12	2	1	2	0	5
	560 SEL 4D	560 SEL 4D	4	1	0	0	1	2
	560 SL CONV	ROADSTER	12	3	5	1	1	10
MERCURY								
	COUGAR 2D	LS	52	5	18	4	1	28
	COUGAR 2D	XR-7	9	0	4	0	0	4
MERKUR								
	XR4TI 2D	XR4TI 2D	2	2	0	0	0	2
MITSUBISHI								
	CORDIA 2D	HIGH/PREM(L/LS)	2	0	0	0	0	0
	TREDIA 4D	HIGH/PREM(L/LS)	7	0	4	1	0	5
OLDSMOBILE								
	98 2D FWD	REGENCY BROUGHAM	2	0	2	0	0	2
	98 FWD 4D	REGENCY	29	3	14	6	3	26
	98 FWD 4D	REGENCY BROUGHAM	80	2	45	19	6	72
	DELTA-88 2D	ROYALE	1	0	1	0	0	1
	DELTA-88 2D	ROYALE BROUGHAM	5	0	3	0	1	4
	DELTA-88 4D	ROYALE	85	1	53	16	1	71
	DELTA-88 4D	ROYALE BROUGHAM	106	3	63	22	5	93
	TORONADO	BROUGHAM	7	0	3	2	1	6
PLYMOUTH								
	CARAVELLE 4D	CARAVELLE 4D	10	2	4	2	0	8
	GRAN FURY 4D	SALON	5	0	2	0	1	3

Table B 1. Thefts and Recoveries of 1987 Model Year vehicles during calendar year 1987

Make	Series	Model	-----Number Recovered in 1987-----					Total
			Number of Thefts	Intact	In-Whole	In-Part	Condition Unknown	
MARKED PASSENGER CARS								
PLYMOUTH								
	RELIANT 2D	LE	1	0	1	0	0	1
	RELIANT 4D	RELIANT 4D	1	0	0	0	0	0
	RELIANT 4D	SPECIAL EDITION	29	4	10	2	6	22
	RELIANT SW	LE	2	0	2	0	0	2
PONTIAC								
	BONNEVILLE 4D	BONNEVILLE 4D	34	0	21	6	3	30
	BONNEVILLE 4D	LE	45	1	32	5	1	39
	FIERO 2D	FIERO 2D	54	7	33	4	4	48
	FIERO 2D	GT	43	2	29	4	2	37
	FIERO 2D	SE	13	0	9	1	1	11
	FIERO 2D	SPORT	7	0	2	0	4	6
	FIREBIRD	FIREBIRD	324	15	186	62	26	291
	FIREBIRD	TRANS/AM	332	14	182	60	24	280
PORSCHE								
	911 COUPE	911 COUPE	8	0	5	1	0	6
	911 TARGA/CABRIOLET	911 TARGA/CABRIOLET	23	0	5	5	0	10
	928 COUPE	928 COUPE	4	0	2	0	0	2
SAAB								
	SAAB 900 2D	S	5	2	0	0	3	5
	SAAB 900 2D	SAAB 900 2D	3	0	1	0	1	2
	SAAB 900 2D	TURBO	7	0	4	0	0	4
	SAAB 900 4D	SAAB 900 4D	1	0	1	0	0	1
	SAAB 900 CONV	TURBO	1	0	0	0	1	1
SUBARU								
	HARDTOP/XT 2D	GL	7	1	5	0	1	7
	HARDTOP/XT 2D	GL TURBO	1	0	0	0	0	0
	HARDTOP/XT 2D	GL-10 TURBO	4	3	1	0	0	4
TOYOTA								
	CAMRY 4D	DELUXE	50	8	26	5	2	41
	CAMRY 4D	LUX. EDN	25	1	13	2	4	20
	CAMRY SW	DELUXE	5	1	4	0	0	5
	CAMRY SW	LUX. EDN	2	0	1	0	1	2
	CELICA	GT	25	7	10	1	1	19
	CELICA	GT-S	15	3	8	0	1	12
	CELICA	ST	14	7	6	0	0	13
	CELICA CONV	GT-S	4	0	3	0	0	3
	COROLLA 2D	GT-S	6	0	4	0	0	4
	COROLLA 2D	SR5 SPORT	16	3	9	1	2	15
	COROLLA FX 2D	COROLLA FX 2D	24	5	13	1	1	20
	COROLLA FX 2D	FX16	6	3	3	0	0	6
	COROLLA SEDAN	DELUXE	129	20	66	13	23	122
	COROLLA SEDAN	LE (LUX. EDN)	43	9	21	2	6	38
	MR2	MR2	66	9	32	14	4	59
VOLKSWAGEN								
	SCIROCCO	SCIROCCO	19	1	11	4	1	17
		Subtotal:	3765	327	2013	531	298	3169

Table B 1. Thefts and Recoveries of 1987 Model Year vehicles during calendar year 1987

Make	Series	Model	-----Number Recovered in 1987-----					Total
			Number of Thefts	Intact	In-Whole	In-Part	Condition Unknown	
ANTI-THEFT EXEMPT PASSENGER CARS								

AUDI								
	5000 4D	CS	3	1	0	0	0	1
	5000 4D	S	10	0	6	0	1	7
AUSTIN ROVER								
	STERLING 825 4D	S	2	0	2	0	0	2
	STERLING 825 4D	SL	2	1	0	0	0	1
CHEVROLET								
	CORVETTE	CORVETTE	59	9	14	5	2	30
CHRY/PLYM/MTS								
	CONQUEST 2D	CONQUEST 2D	11	1	6	1	1	9
DATSUN/NISSAN								
	240/260/280/300	300 ZX	26	3	14	0	3	20
	240/260/280/300 2+2	300 ZX	9	1	2	1	2	6
	810/MAXIMA SEDAN	810/MAXIMA SEDAN	163	29	67	8	22	126
	810/MAXIMA WAGON	810/MAXIMA WAGON	4	1	2	0	1	4
MITSUBISHI								
	GALANT 4D	HIGH/PREM(L/LS)	17	1	9	2	2	14
	STARION 2D	HIGH/PREM(L/LS)	22	0	11	1	1	13
OPEL/ISUZU								
	IMPULSE 2D	IMPULSE 2D	2	0	0	0	0	0
TOYOTA								
	CRESSIDA 4D	LE (LUX. EDN)	69	6	18	0	9	33
	SUPRA 2D	SUPRA 2D	30	4	8	2	4	18
	SUPRA 2D	TURBO	3	0	1	0	0	1
		Subtotal:	432	57	160	20	48	285
		Passenger Total:	9329	987	4917	1097	743	7744
MPVS								

CHEVROLET TRUCK								
	ASTRO CARGO VAN	INCOMPLETE	13	1	6	1	3	11
	ASTRO CARGO VAN	TRUCK	13	0	7	0	3	10
	CHEVYVAN 1/2T	CHEVYVAN 1/2T	4	0	1	1	2	4
	CHEVYVAN 1T	CHEVYVAN 1T	6	1	4	1	0	6
	CHEVYVAN 3/4T	CHEVYVAN 3/4T	17	2	9	3	1	15
	CHEVYVAN 3/4T	INCOMPLETE	65	2	24	16	6	48
	CUTAWAY/RV C VAN 1T	CUTAWAY/RV C VAN 1T	2	0	1	0	0	1
	EL CAMINO	EL CAMINO	12	2	4	3	1	10
	S10 PICKUP	S10 PICKUP	72	10	30	7	4	51
	SUBURBAN 1/2T	TRUCK	4	0	1	1	0	2
	T10 BLAZER 4X4	4WD	163	12	98	17	11	138
	T10 PICKUP 4X4	4WD	25	2	9	1	2	14
	TRUCK	TRUCK	846	41	233	128	42	444

Table B 1. Thefts and Recoveries of 1987 Model Year vehicles during calendar year 1987

Make	Series	Model	Number				Condition	
			Thefts	Intact	In-Whole	In-Part	Unknown	Total
-----Number Recovered in 1987-----								
MPVS								
DATSUN/NISSAN								
	CHASSIS CAB	CHASSIS CAB	1	0	1	0	0	1
	P/U KING C 4X2	P/U KING C 4X2	3	1	1	0	0	2
	P/U KING C 4X4	P/U KING C 4X4	6	2	3	0	0	5
	P/U KING X 4X4	SE	10	2	5	0	0	7
	P/U SHORT 4X2	P/U SHORT 4X2	61	13	29	3	9	54
	P/U SHORT 4X4	P/U SHORT 4X4	2	0	2	0	0	2
	PATHFINDER	E	1	0	0	0	1	1
	PATHFINDER	PATHFINDER	47	4	12	0	5	21
	TRUCK	TRUCK	4	0	1	0	0	1
	VAN	VAN	4	0	0	0	0	0
DODGE TRUCK								
	AD150 UTILITY	SPORT	9	0	1	0	0	1
	AW150 UTILITY	SPORT	3	1	1	0	0	2
	B150 VAN MPV	WAGON	2	1	0	0	0	1
	B150 VAN TRK/INC	INCOMPLETE	3	1	2	0	0	3
	B150 VAN TRK/INC	TRUCK	3	0	3	0	0	3
	B250 VAN MPV	WAGON	4	0	2	0	1	3
	B250 VAN TRK/INC	INCOMPLETE	25	3	12	5	2	22
	B250 VAN TRK/INC	TRUCK	13	1	10	1	1	13
	B350 VAN MPV	BUS	5	0	3	0	1	4
	B350 VAN TRK/INC	INCOMPLETE	2	1	1	0	0	2
	B350 VAN TRK/INC	TRUCK	1	0	0	0	0	0
	CARAVAN WAGON	CARAVAN WAGON	2	1	1	0	0	2
	CARAVAN WAGON	LE	21	3	12	2	2	19
	CARAVAN WAGON	SE	14	4	6	1	1	12
	D100/D150 PICKUP	CONVENTIONAL CAB	12	1	5	0	2	8
	D250 PICKUP	CONVENTIONAL CAB	1	1	0	0	0	1
	D350 PICKUP	CONVENTIONAL CAB	1	1	0	0	0	1
	DAKOTA PICKUP 4X2	DAKOTA PICKUP 4X2	26	4	16	2	0	22
	DAKOTA PICKUP 4X4	DAKOTA PICKUP 4X4	4	1	2	0	1	4
	MINI RAM VAN	MINI RAM VAN	4	0	2	1	1	4
	TRUCK	TRUCK	49	11	22	4	3	40
	W100/W150 PICKUP	CONVENTIONAL CAB	6	0	3	0	1	4
	W250 PICKUP	CONVENTIONAL CAB	2	0	1	1	0	2
DODGE/MITSUBISHI								
	COLT VISTA SW	VISTA	5	1	3	0	1	5
FORD TRUCK								
	AEROSTAR CARGO VAN	CARGO VAN	10	2	8	0	0	10
	AEROSTAR CARGO VAN	WINDOW VAN	1	0	1	0	0	1
	AEROSTAR VAN	WINDOW WAGON	19	6	1	0	5	12
	BRONCO	4WD	48	5	3	2	1	11
	BRONCO II 4X2	BRONCO II 4X2	23	4	10	2	2	18
	BRONCO II 4X4	BRONCO II 4X4	35	5	15	1	1	22
	E150 ECONO CARGO VAN	CARGO VAN	34	5	8	5	5	23
	E150 ECONO CARGO VAN	SUPER CARGO VAN	2	0	1	0	0	1
	E150 ECONO CARGO VAN	WINDOW VAN	1	0	1	0	0	1
	E250 ECONO CARGO VAN	CARGO VAN	1	0	1	0	0	1
	E250 ECONO CARGO VAN	SUPER CARGO VAN	3	1	1	0	0	2
	E250 ECONO CARGO VAN	WINDOW VAN	1	0	1	0	0	1

Table B 1. Thefts and Recoveries of 1987 Model Year vehicles during calendar year 1987

Make	Series	Model	-----Number Recovered in 1987-----					Total
			Number of Thefts	Intact	In-Whole	In-Part	Condition Unknown	
MPVS								
FORD TRUCK								
	E350 CUTAWAY	CUTWAY	2	2	0	0	0	2
	E350 ECONO CARGO VAN	CARGO VAN	3	1	1	0	0	2
	E350 ECONO CARGO VAN	SUPER CARGO VAN	3	0	2	0	0	2
	E350 RV CUTAWAY	RV CUTWAY	4	0	1	1	1	3
	F150 PICKUP 4X2	F150 PICKUP 4X2	57	5	14	2	7	28
	F150 PICKUP 4X4	4-WHEEL DRIVE	23	5	5	0	0	10
	F150 SUPER P/U 4X2	SUPER PICKUP 4X2	28	1	9	2	1	13
	F250 PICKUP 4X2	F250 PICKUP 4X2	8	1	2	1	0	4
	F250 PICKUP 4X4	4-WHEEL DRIVE	6	1	0	0	0	1
	F250 SUPER P/U 4X2	SUPER PICKUP 4X2	10	0	4	1	1	6
	F250 SUPER P/U 4X4	SUPER PICKUP 4X4	4	1	1	1	0	3
	F350 CHASSIS C 4X2	F350 CHASSIS C 4X2	6	0	0	0	0	0
	F350 CHASSIS C 4X4	4WD	1	1	0	0	0	1
	F350 CREW C P/U 4X2	CREW CAB	2	0	0	0	0	0
	F350 CREW C P/U 4X4	CREW CAB	1	0	0	0	0	0
	F350 PICKUP 4X2	F350 PICKUP 4X2	2	1	0	0	0	1
	F350 PICKUP 4X4	4WD	1	0	0	0	0	0
	RANGER PICKUP 4X2	RANGER PICKUP 4X2	91	14	36	9	4	63
	RANGER PICKUP 4X4	4WD	17	1	5	1	0	7
	RANGER SUPER P/U 4X2	SUPER CAB	19	6	9	1	1	17
	RANGER SUPER P/U 4X4	SUPER CAB	10	2	4	1	0	7
	TRUCK	TRUCK	1	0	1	0	0	1
GMC TRUCK								
	1500 PICKUP 1/2T	1500 PICKUP 1/2T	106	4	29	26	7	66
	1500 PICKUP 1/2T 4X4	4WD	23	0	4	2	0	6
	2500 PICKUP 3/4T	2500 PICKUP 3/4T	4	0	0	0	0	0
	2500 PICKUP 3/4T 4X4	4WD	6	0	1	0	0	1
	3500 CREW C P/U 1T	CREW/BONUS CAB	5	1	0	2	0	3
	3500 PICKUP 1T 4X4	4WD	1	0	1	0	0	1
	CABALLERO	CABALLERO	2	0	1	1	0	2
	CUTAWAY/RV C VAN 1T	CUTAWAY/RV C VAN 1T	3	1	1	0	0	2
	JIMMY 1/2T 4X4	4WD	13	0	7	0	3	10
	RALLY WAGON 3/4T	RALLY WAGON 3/4T	1	0	0	1	0	1
	S15 JIMMY	S15 JIMMY	10	1	3	3	1	8
	S15 PICKUP	S15 PICKUP	13	1	5	2	1	9
	SAFARI CARGO VAN	INCOMPLETE	5	1	3	1	0	5
	SAFARI CARGO VAN	TRUCK	2	1	1	0	0	2
	SAFARI VAN	MPV	6	0	5	0	1	6
	SUBURBAN 1/2T	SUBURBAN 1/2T	30	0	7	7	0	14
	SUBURBAN 1/2T 4X4	4WD	8	0	4	1	0	5
	SUBURBAN 3/4T	SUBURBAN 3/4T	3	0	1	1	0	2
	T15 JIMMY 4X4	4WD	44	1	25	7	5	38
	T15 PICKUP 4X4	T15 PICKUP 4X4	8	0	4	2	1	7
	TRUCK	TRUCK	10	0	7	1	0	8
	VANDURA 1/2T	VANDURA 1/2T	1	0	0	0	1	1
	VANDURA 3/4T	INCOMPLETE	18	0	12	3	1	16
	VANDURA 3/4T	VANDURA 3/4T	6	0	3	1	1	5

Table B 1. Thefts and Recoveries of 1987 Model Year vehicles during calendar year 1987

Make	Series	Model	-----Number Recovered in 1987-----					Total
			Number of Thefts	Intact	In-Whole	In-Part	Condition Unknown	
MPVS								
JEEP								
	CHEROKEE 4X2	CHEROKEE 4X2	19	0	15	2	0	17
	CHEROKEE 4X4	CHEROKEE 4X4	124	12	76	9	11	108
	COMANCHE 4X2 LONG	COMANCHE 4X2 LONG	1	0	1	0	0	1
	COMANCHE 4X2 SHORT	COMANCHE 4X2 SHORT	5	2	1	2	0	5
	COMANCHE 4X4 LONG	CUSTOM	1	1	0	0	0	1
	COMANCHE 4X4 SHORT	COMANCHE 4X4 SHORT	1	0	0	0	0	0
	TRUCK	TRUCK	1	0	0	0	0	0
	WAGONEER	WAGONEER	13	2	8	2	0	12
	WAGONEER/G.	WAGONEER/G.	8	1	4	0	0	5
	WRANGLER 4X4	WRANGLER 4X4	112	9	40	17	11	77
MAZDA								
	B SER. LONG P/U 4X2	B SER. LONG P/U 4X2	26	3	16	2	4	25
	B SER. STD P/U 4X2	B SER. STD P/U 4X2	106	18	54	12	10	94
	B2000 CAB PLUS P/U	B2000 CAB PLUS P/U	59	14	31	6	1	52
	TRUCK	TRUCK	10	0	5	1	1	7
MITSUBISHI								
	MONTERO 4X4	MONTERO 4X4	9	0	8	0	1	9
	MONTERO 4X4	SPORT	2	0	1	0	0	1
	P/U LONG 4X2	MIGHTY MAX(ECONOMY)	1	1	0	0	0	1
	PICKUP 4X2	LOW(S)	28	6	8	3	4	21
	PICKUP 4X4	MIGHTY MAX(ECONOMY)	2	1	0	0	0	1
	TRUCK	TRUCK	9	1	4	1	0	6
	WAGON VAN	WAGON VAN	6	2	2	1	0	5
OPEL/ISUZU								
	P/U LN 1/2T 4X2	P/U LN 1/2T 4X2	2	0	1	0	0	1
	P/U SH 1/2T 4X2	P/U SH 1/2T 4X2	11	3	4	1	2	10
	P/U SPACE C 1/2T 4X2	P/U SPACE C 1/2T 4X2	3	0	1	0	0	1
	TROOPER II 4X4	TROOPER II 4X4	1	1	0	0	0	1
	TROOPER VAN 4X4	TROOPER VAN 4X4	6	0	5	1	0	6
PLYMOUTH TRUCK								
	VOYAGER WAGON	LE	18	4	10	1	2	17
	VOYAGER WAGON	SE	5	0	3	0	2	5
SUBARU								
	BRAT 4WD	GL	1	1	0	0	0	1
	DL/GL 2D	GL	4	1	3	0	0	4
	DL/GL 4D SEDAN	GL	3	0	3	0	0	3
	DL/GL SW	GL	4	3	0	0	0	3
	DL/GL SW	GL-10	1	0	0	0	1	1
	DL/GL SW	GL-10 TURBO	2	0	2	0	0	2
	DL/GL SW 4WD	DL	1	0	1	0	0	1
	DL/GL SW 4WD	GL	9	1	5	0	2	8
	DL/GL SW 4WD	GL TURBO	4	0	4	0	0	4
	GL 4D 4WD	GL	2	1	0	0	0	1
	HARDTOP/XT 2D 4WD	GL-10 TURBO	1	0	1	0	0	1
	TRUCK	TRUCK	3	0	3	0	0	3
SUZUKI								
	SAMURAI 4X4	OPEN TOP	99	31	39	11	3	84
	TRUCK	TRUCK	49	7	28	1	6	42

Table B 1. Thefts and Recoveries of 1987 Model Year vehicles during calendar year 1987

Make	Series	Model	Number Recovered in 1987					Total
			Thefts	Intact	In-Whole	In-Part	Unknown	
MPVS								
TOYOTA								
	4RUNNER PICKUP	4RUNNER PICKUP	195	37	83	17	11	148
	4RUNNER WAGON	SR5	4	1	1	0	0	2
	4RUNNER WAGON	SR5 TURBO	17	3	4	0	1	8
	CARGO VAN 4X2	CARGO VAN 4X2	18	4	9	1	1	15
	CARGO VAN 4X2	PANEL VAN	7	3	1	0	1	5
	CARGO VAN 4X4	CARGO VAN 4X4	5	0	2	0	0	2
	LAND CRUISER SW	LAND CRUISER SW	4	0	0	0	0	0
	P/U SH 1/2T 4X4	SR5 SPORT	96	14	37	14	5	70
	P/U X CAB 1/2T 4X4	DELUXE	74	10	32	8	5	55
	P/U X CAB LN 1/2T	DELUXE	44	19	13	3	1	36
	P/U XTRA CAB 1/2T	SR5 SPORT	4	2	0	1	0	3
	PICKUP LN 1/2T 4X4	DELUXE	13	1	10	0	0	11
	PICKUP LONG 1/2T	PICKUP LONG 1/2T	57	19	16	11	2	48
	PICKUP SHORT 1/2T	PICKUP SHORT 1/2T	193	56	72	34	14	176
	TRUCK	TRUCK	2	0	1	1	0	2
	VAN 4X2	DELUXE	4	1	0	1	0	2
	VAN 4X2	LE (LUX. EDN)	28	8	9	4	1	22
	VAN 4X4	LUX. EDN	5	0	2	0	0	2
VOLKSWAGEN								
	VANAGON	BUS	1	0	1	0	0	1
		Subtotal:	3946	516	1538	458	261	2773
TRUCKS								

MERCEDES BENZ								
	TRUCK	TRUCK	1	0	1	0	0	1
WHITE MOTOR CORP								
	TRUCK	TRUCK	1	0	0	0	0	0
		Subtotal:	2	0	1	0	0	1
MOTORCYCLES								

HARLEY-DAVIDSON								
	FX	FXWG-80	4	0	0	0	0	0
	MOTORCYCLE	MOTORCYCLE	49	1	3	0	3	7
HONDA								
	MOTORCYCLE	MOTORCYCLE	152	23	32	5	5	65
KAWASAKI								
	MOTORCYCLE	MOTORCYCLE	80	14	16	8	3	41
SUZUKI								
	MOTORCYCLE	MOTORCYCLE	49	6	6	0	3	15
YAMAHA								
	MOTORCYCLE	MOTORCYCLE	61	11	16	1	3	31
		Subtotal:	395	55	73	14	17	159

Table B 1. Thefts and Recoveries of 1987 Model Year vehicles during calendar year 1987

Make	Series	Model	-----Number Recovered in 1987-----					Total
			Number of Thefts	Intact	In-Whole	In-Part	Condition Unknown	
		Undeciphered VIN'S:	325	30	208	22	20	280
		Totals:	13997	1588	6737	1591	1041	10957

Table B 2. Thefts and Recoveries of 1986 Model Year vehicles during calendar year 1987

Make	Series	Model	Number of				Condition	
			Thefts	Intact	In-Whole	In-Part	Unknown	Total
-----Number Recovered in 1987-----								
UNMARKED ANCESTORS								
PASSENGER CARS								

ACURA	INTEGRA 2D	LS	9	3	5	0	0	8
	INTEGRA 2D	RS	4	0	3	0	0	3
	INTEGRA 4D	LS	5	1	2	1	0	4
	INTEGRA 4D	RS	4	0	1	0	2	3
ALFA ROMEO	GTV6 2D	GTV6 2D	2	0	0	1	0	1
	SPIDER CONV	ROADSTER	2	0	1	0	0	1
AUDI	4000 4D	S	26	2	16	0	6	24
	GT COUPE 2D	GT COUPE 2D	5	1	4	0	0	5
BUICK	CENTURY 2D	CUSTOM	3	0	3	0	0	3
	CENTURY 2D	LIMITED	2	1	1	0	0	2
	CENTURY 4D	CUSTOM	90	9	45	13	11	78
	CENTURY 4D	LIMITED	107	8	59	9	16	92
	CENTURY 4D	T TYPE	4	2	1	1	0	4
	CENTURY SW	CUSTOM	6	1	2	2	1	6
	CENTURY SW	ESTATE	2	0	1	0	0	1
	+REGAL 2D RWD	LIMITED	191	5	106	31	10	152
	+REGAL 2D RWD	REGAL 2D RWD	173	8	92	26	16	142
	+REGAL 2D RWD	T TYPE	57	3	30	6	4	43
	+REGAL 4D	LIMITED	1	0	0	0	0	0
	SKYHAWK 2D	CUSTOM	31	6	15	6	2	29
	SKYHAWK 2D	LIMITED	3	0	2	1	0	3
	SKYHAWK 2D	SPORT	6	0	4	0	0	4
	SKYHAWK 2D	T TYPE	6	0	1	3	1	5
	SKYHAWK 4D	CUSTOM	14	2	7	2	2	13
	SKYHAWK 4D	LIMITED	3	0	2	0	1	3
	SKYHAWK SW	CUSTOM	2	0	2	0	0	2
	SKYLARK 4D	CUSTOM	36	2	23	3	3	31
	SKYLARK 4D	LIMITED	18	3	8	1	1	13
	SOMERSET 2D	REGAL	54	4	33	9	5	51
	SOMERSET 2D	REGAL LIMITED	15	3	9	1	1	14
	SOMERSET 2D	T TYPE	6	3	1	2	0	6
CADILLAC	BROUGHAM 4D	BROUGHAM 4D	146	7	74	30	9	120
	CIMARRON 4D	CIMARRON 4D	33	3	23	4	1	31
	FLEETWOOD FWD 4D	LIMOUSINE	2	0	2	0	0	2
CHEVROLET	CAPRICE 2D	CLASSIC	21	0	13	2	2	17
	CAPRICE 4D	CLASSIC	213	9	115	34	16	174
	CAPRICE SW	CLASSIC	69	3	45	12	5	65
	CAVALIER 2D	CAVALIER 2D	27	3	15	3	1	22
	CAVALIER 2D	TYPE 10	36	6	21	2	2	31
	CAVALIER 2D	Z24	105	6	63	22	7	98
	CAVALIER 4D	CAVALIER 4D	41	7	21	7	3	38

Table B 2. Thefts and Recoveries of 1986 Model Year vehicles during calendar year 1987

Make	Series	Model	-----Number Recovered in 1987-----					Total
			Number of Thefts	Intact	In-Whole	In-Part	Condition Unknown	
UNMARKED ANCESTORS PASSENGER CARS								
CHEVROLET								
	CAVALIER 4D	CS	40	5	25	3	1	34
	CAVALIER CONV	RS	17	4	7	2	3	16
	CAVALIER SW	CAVALIER SW	5	0	3	0	1	4
	CAVALIER SW	CS	8	4	3	0	1	8
	CELEBRITY 2D	CELEBRITY 2D	34	2	16	6	3	27
	CELEBRITY 4D	CELEBRITY 4D	198	22	111	20	21	174
	CELEBRITY SW	CELEBRITY SW	12	0	7	1	2	10
	CHEVETTE 2D	CHEVETTE 2D	22	3	9	3	3	18
	CHEVETTE 4D	CHEVETTE 4D	24	5	11	1	2	19
	IMPALA 4D	IMPALA 4D	23	1	13	2	2	18
	MALIBU SW	MALIBU SW	21	4	13	1	2	20
	MONTE CARLO 2D	MONTE CARLO 2D	785	33	405	140	35	613
	SPECTRUM 2D	SPECTRUM 2D	29	6	16	1	4	27
	SPECTRUM 4D	LEVEL I	148	12	100	11	11	134
	SPRINT 2D	ER	1	1	0	0	0	1
	SPRINT 2D	SPRINT 2D	18	3	8	1	3	15
	SPRINT 4D	SPRINT 4D	16	3	8	1	1	13
CHRYSLER								
	NEW YORKER 4D (E BOD	NEW YORKER 4D (E BOD	50	4	21	5	6	36
DATSUN/NISSAN								
	200SX	200SX	52	11	26	7	0	44
	PULSAR 2D	DX	101	12	56	7	7	82
	SENTRA 2D	SENTRA 2D	97	17	46	9	6	78
	SENTRA 4D	SENTRA 4D	55	8	30	4	7	49
	SENTRA SW	SENTRA SW	9	2	3	1	1	7
	STANZA 4D	STANZA 4D	16	0	10	1	3	14
	STANZA SW	STANZA SW	16	4	7	0	2	13
	STANZA SW 4WD	4WD	1	0	1	0	0	1
	STANZA SW 4WD	STANZA SW 4WD	1	0	1	0	0	1
DODGE								
	OMNI 4D	OMNI 4D	25	7	8	2	5	22
	OMNI 4D	SE	2	0	1	0	1	2
	OMNI/CHARGER 2D	2.2	4	0	2	0	1	3
	OMNI/CHARGER 2D	OMNI/CHARGER 2D	16	2	6	3	0	11
	SHELBY CHARGER 2D	SHELBY CHARGER 2D	10	2	3	0	0	5
DODGE/MITSUBISHI								
	COLT 2D	COLT 2D	19	5	7	2	2	16
	COLT 2D	DL	4	1	1	0	0	2
	COLT 2D	E	14	6	5	0	3	14
	COLT 2D HTCH	DL	4	2	1	1	0	4
	COLT 4D	DL	30	1	21	3	2	27
	COLT 4D	E	34	4	19	2	3	28
	COLT 4D	PREMIER	20	2	14	1	1	18
FIAT/BERTONE								
	X 1/9	X 1/9	3	1	1	0	0	2
FORD								
	ESCORT 2D	GL	1	0	0	0	1	1
	ESCORT 2D	GT	66	9	36	14	1	60

Table B 2. Thefts and Recoveries of 1986 Model Year vehicles during calendar year 1987

Make	Series	Model	Number				Condition	
			Thefts	Intact	In-Whole	In-Part	Unknown	Total
-----Number Recovered in 1987-----								
UNMARKED ANCESTORS								
PASSENGER CARS								
FORD								
	ESCORT 2D	L	135	19	71	7	18	115
	ESCORT 4D	L	71	12	34	7	10	63
	ESCORT SW	L	28	2	12	3	4	21
	ESCORT SW	LX	2	1	1	0	0	2
	EXP 2D	EXP 2D	43	6	22	2	6	36
	FAIRMONT FUTURA 2D	FUTURA	2	1	0	0	1	2
	FORD LTD 2D	CROWN VICTORIA	5	0	1	0	0	1
	FORD LTD 4D	CROWN VICTORIA	23	2	6	0	2	10
	FORD LTD SW	COUNTRY SQUIRE	3	0	2	0	1	3
	LTD 4D	LTD 4D	12	1	8	0	2	11
	LTD SW	LTD SW	2	1	1	0	0	2
	TAURUS 4D	L	65	10	31	4	6	51
	TAURUS SW	L	14	6	3	0	3	12
	TEMPO 2D	GL	43	6	17	5	3	31
	TEMPO 2D	GLX	3	0	2	0	1	3
	TEMPO 2D	LX	2	0	1	1	0	2
	TEMPO 4D	GL	58	10	30	2	9	51
	TEMPO 4D	GLX	5	1	2	1	1	5
	TEMPO 4D	LX	6	1	3	0	1	5
HONDA								
	ACCORD 2D	ACCORD 2D	14	1	5	0	4	10
	ACCORD 4D	ACCORD 4D	42	6	22	5	4	37
	ACCORD 4D	LX	51	12	21	9	3	45
	ACCORD 4D	LXI	68	6	40	2	5	53
	ACCORD LX 2D	LXI	33	4	16	2	4	26
	CIVIC CVCC 3D	CIVIC CVCC 3D	9	3	4	0	0	7
	CIVIC CVCC 3D	DX	8	3	4	1	0	8
	CIVIC CVCC 3D	S	14	2	6	1	1	10
	CIVIC CVCC 4D	CIVIC CVCC 4D	48	10	26	2	3	41
	CIVIC CVCC SW	CIVIC CVCC SW	1	0	1	0	0	1
	CIVIC CVCC/CRX 2D	CRX	36	9	20	2	0	31
	CIVIC CVCC/CRX 2D	CRX HF	1	1	0	0	0	1
	CIVIC SW 4X4	CIVIC SW 4X4	2	1	1	0	0	2
	PRELUDE	PRELUDE	45	4	25	5	1	35
	PRELUDE	SI	98	18	55	12	3	88
HYUNDAI								
	EXCEL 2D	EXCEL 2D	9	1	7	0	1	9
	EXCEL 2D	GL	8	0	2	1	0	3
	EXCEL 2D	GLS	2	0	1	0	0	1
	EXCEL 4D	EXCEL 4D	18	4	10	1	1	16
	EXCEL 4D	GL	82	22	45	6	6	79
	EXCEL 4D	GLS	83	9	48	11	5	73
MASERATI								
	425 4D	425 4D	2	1	1	0	0	2
	SPYDER CONV	SPYDER CONV	2	0	0	0	1	1
MAZDA								
	323 2D	323 2D	29	8	13	0	5	26
	323 4D	323 4D	94	10	64	6	7	87

Table B 2. Thefts and Recoveries of 1986 Model Year vehicles during calendar year 1987

Make	Series	Model	Number				Condition	
			Thefts	Intact	In-Whole	In-Part	Unknown	Total
-----Number Recovered in 1987-----								
UNMARKED ANCESTORS								
PASSENGER CARS								
MAZDA								
	+626/MX-6 2D	626/MX-6 2D	85	8	49	9	10	76
	+GLC SEDAN	FWD	1	0	1	0	0	1
	+GLC WAGON	GLC WAGON	2	0	2	0	0	2
	RX-7 COUPE	RX-7 COUPE	95	15	50	4	9	78
MERCURY								
	+CAPRI	CAPRI	19	3	8	0	4	15
	LN7 2D	LN7 2D	3	0	3	0	0	3
	LYNX 2D	L	16	1	8	0	3	12
	LYNX 2D	XR3	6	0	6	0	0	6
	LYNX 4D	L	18	4	12	0	1	17
	LYNX SW	L	4	0	3	0	0	3
	MARQUIS 4D	MARQUIS 4D	4	1	1	0	0	2
	MARQUIS SW	MARQUIS SW	1	0	1	0	0	1
	MARQUIS/GRAND MARQUI	COLONY PARK	1	1	0	0	0	1
	MARQUIS/GRAND MARQUI	GRAND MARQUIS	104	7	16	3	1	27
	SABLE SW	SABLE SW	7	4	3	0	0	7
	TOPAZ 2D	GS	4	2	1	1	0	4
	TOPAZ 2D	LS	1	0	1	0	0	1
	TOPAZ 4D	GS	15	3	10	0	1	14
	TOPAZ 4D	LS	3	0	3	0	0	3
	ZEPHYR Z-7	ZEPHYR Z-7	26	7	14	9	1	25
MITSUBISHI								
	MIRAGE 2D	HIGH/PREM(L/LS)	8	1	3	2	0	6
	MIRAGE 2D	LOW(S)	6	3	2	1	0	6
	MIRAGE 2D	MEDIUM	11	3	3	2	0	8
	MIRAGE 4D	HIGH/PREM(L/LS)	1	0	0	0	0	0
OLDSMOBILE								
	CALAIS 2D	CALAIS 2D	41	7	16	2	5	30
	CALAIS 2D	SUPREME	33	3	16	6	3	28
	CALAIS 4D	CALAIS 4D	24	3	13	3	2	21
	CALAIS 4D	SUPREME	26	2	16	3	1	22
	+CIERA 2D	CIERA BROUGHAM	29	2	21	2	2	27
	+CIERA 2D	CIERA LS	28	0	19	6	1	26
	+CIERA 4D	CIERA BROUGHAM	148	17	80	29	5	131
	+CIERA 4D	LS	136	11	77	11	8	107
	CUST. CRUISER SW	CUST. CRUISER SW	26	1	14	3	4	22
	+CUTLASS 2D	CUTLASS SUPREME	347	17	180	54	27	278
	+CUTLASS 2D	SALON	80	1	52	15	4	72
	+CUTLASS 2D	SUPREME BROUGHAM	264	21	136	41	16	214
	+CUTLASS 4D	CUTLASS SUPREME	52	0	31	6	2	39
	+CUTLASS 4D	SUPREME BROUGHAM	35	2	16	6	0	24
	+CUTLASS SW	CRUISER	13	3	5	2	2	12
	FIRENZA 2D	FIRENZA 2D	15	3	7	0	3	13
	FIRENZA 2D	LC	3	0	2	1	0	3
	FIRENZA 4D	FIRENZA 4D	10	1	6	0	1	8
	FIRENZA 4D	LX	4	0	3	1	0	4
	FIRENZA SW	FIRENZA SW	1	0	1	0	0	1

Table B 2. Thefts and Recoveries of 1986 Model Year vehicles during calendar year 1987

Make	Series	Model	Number of				Condition		Total
			Thefts	Intact	In-Whole	In-Part	Unknown		
-----Number Recovered in 1987-----									
UNMARKED ANCESTORS									
PASSENGER CARS									
OPEL/ISUZU									
	I-MARK 2D FWD	I-MARK 2D FWD	5	0	2	1	1	4	
	I-MARK 4D FWD	I-MARK 4D FWD	32	7	17	3	5	32	
	I-MARK 4D RWD	I-MARK 4D RWD	1	0	1	0	0	1	
PEUGEOT									
	505 4D	505 4D	10	1	5	1	1	8	
	505 SW	505 SW	2	0	1	0	1	2	
PLYMOUTH									
	HORIZON 2D	TURISMO	16	2	4	2	3	11	
	HORIZON 2D	TURISMO 2.2	5	0	2	2	0	4	
	HORIZON 4D	HORIZON 4D	18	2	10	3	0	15	
	HORIZON 4D	SE	4	1	1	0	1	3	
PONTIAC									
	6000 2D	6000 2D	3	0	3	0	0	3	
	6000 2D	LE	2	0	1	1	0	2	
	6000 4D	6000 4D	55	7	29	8	7	51	
	6000 4D	LE	82	3	52	9	7	71	
	6000 4D	SE	12	2	7	2	0	11	
	6000 4D	STE	57	2	29	13	4	48	
	6000 SW	6000 SW	1	0	0	0	0	0	
	6000 SW	LE	3	0	3	0	0	3	
	6000 SW	SE	3	0	2	0	0	2	
	GRAND AM 2D	GRAND AM 2D	86	10	44	15	10	79	
	GRAND AM 2D	LE	97	9	56	19	4	88	
	GRAND AM 2D	SE	55	4	31	10	2	47	
	GRAND AM 4D	GRAND AM 4D	82	12	42	7	10	71	
	GRAND AM 4D	LE	69	3	41	12	4	60	
	GRAND AM 4D	SE	41	6	19	9	4	38	
	+GRAND PRIX	BROUGHAM	10	0	5	1	0	6	
	+GRAND PRIX	GRAND PRIX	76	5	35	12	6	58	
	+GRAND PRIX	LE	81	2	41	14	7	64	
	J2000/2000 2D	SUNBIRD GT	26	1	10	6	2	19	
	J2000/2000 2D	SUNBIRD SE	27	1	15	5	1	22	
	J2000/2000 4D	SUNBIRD	31	3	19	2	2	26	
	J2000/2000 4D	SUNBIRD GT	16	1	12	1	1	15	
	J2000/2000 SW	SUNBIRD	3	3	0	0	0	3	
	PARISIENNE 4D	BROUGHAM	61	3	37	10	7	57	
	PARISIENNE 4D	PARISIENNE 4D	27	0	16	8	1	25	
	PARISIENNE SW	PARISIENNE SW	17	1	12	2	0	15	
	T1000/1000 2D	T1000/1000 2D	11	6	2	0	2	10	
	T1000/1000 4D	T1000/1000 4D	5	2	2	0	1	5	
PORSCHE									
	944 COUPE	944 COUPE	22	3	9	1	2	15	
RENAULT/EAGLE									
	18I SW	18I SW	2	0	1	0	0	1	
	ALLIANCE 2D	ALLIANCE 2D	9	3	5	0	0	8	
	ALLIANCE 2D	DL	5	1	3	0	0	4	
	ALLIANCE 2D	L	2	0	1	0	0	1	
	ALLIANCE 4D	ALLIANCE 4D	7	1	2	0	3	6	

Table B 2. Thefts and Recoveries of 1986 Model Year vehicles during calendar year 1987

Make	Series	Model	Number Recovered in 1987					Total
			Number of Thefts	Intact	In-Whole	In-Part	Condition Unknown	
UNMARKED ANCESTORS PASSENGER CARS								
RENAULT/EAGLE								
	ALLIANCE 4D	DL	16	2	9	0	1	12
	ALLIANCE 4D	L	6	0	3	0	1	4
	ALLIANCE CONV	ALLIANCE CONV	1	0	1	0	0	1
	ENCORE 2D	GS	2	1	0	0	0	1
	ENCORE 2D	LS	1	0	1	0	0	1
	ENCORE 4D	LS	1	0	0	0	0	0
	ENCORE 4D	S	2	1	1	0	0	2
SAAB								
	SAAB 9000 4D	TURBO	9	1	5	0	1	7
SUBARU								
	DL/GL SW	DL	2	1	0	0	1	2
	HATCHBACK	GL	8	1	6	1	0	8
	HATCHBACK	STD	2	1	0	0	0	1
TOYOTA								
	COROLLA TERCEL 2D	COROLLA TERCEL 2D	14	5	3	0	2	10
	TERCEL SW 4WD	DELUXE	50	11	26	3	4	44
	TERCEL SW 4WD	SR5	2	0	0	1	0	1
TVR								
	280I CONV	280I CONV	1	0	0	0	0	0
VOLKSWAGEN								
	+CABRIOLET CONV.	CABRIOLET CONV.	50	13	20	9	0	42
	GOLF 2D	GOLF 2D	20	3	9	4	1	17
	GOLF 4D	GOLF 4D	18	2	11	0	0	13
	GTI 2D	GTI 2D	44	5	21	6	1	33
	JETTA SEDAN	GL	1	0	1	0	0	1
	JETTA SEDAN	GLI	41	5	23	0	5	33
	JETTA SEDAN	JETTA SEDAN	98	14	54	8	11	87
	QUANTUM 4D	QUANTUM 4D	22	5	5	2	0	12
	+RABBIT SEDAN	RABBIT SEDAN	2	0	1	0	0	1
VOLVO								
	240 2D	DE LUXE (DL)	19	4	6	0	3	13
	760/740 4D	740 GLE	3	0	1	0	1	2
	760/740 4D	760 GLE	7	1	5	1	0	7
	760/740 SW	740 GLE	16	3	10	1	1	15
YUGO								
	YUGO 2D	GV	68	7	34	4	8	53
		Subtotal:	8413	883	4432	1022	653	6990
MARKED ANCESTORS PASSENGER CARS								
ACURA								
	LEGEND 4D	SUNROOF	9	0	6	1	0	7
AUDI								
	5000 QUATTRO 4D	CS	4	2	0	0	1	3

Table B 2. Thefts and Recoveries of 1986 Model Year vehicles during calendar year 1987

Make	Series	Model	Number				Condition		Total
			Thefts	Intact	In-Whole	In-Part	Unknown		
-----Number Recovered in 1987-----									
MARKED ANCESTORS									
PASSENGER CARS									
BMW									
	325/325 E 4D	325/325 E 4D	18	5	8	0	0	13	
	325/325 E/325 ES 2D	325/325 E/325 ES 2D	45	7	22	2	3	34	
	524 TD 4D	524 TD 4D	2	0	1	0	0	1	
	528 E 4D	528 E 4D	19	2	7	3	2	14	
	535 I/535 IS 4D	535 I/535 IS 4D	4	1	2	0	0	3	
	635 CSI/L6 2D	635 CSI/L6 2D	7	0	3	0	1	4	
	*735 I 4D	735 I 4D	11	4	2	0	0	6	
BUICK									
	ELECTRA 2D FWD	PARK AVE.	10	1	5	2	1	9	
	ELECTRA 4D FWD	ELECTRA 4D FWD	27	2	16	5	1	24	
	ELECTRA 4D FWD	PARK AVE.	217	7	114	59	11	191	
	ELECTRA 4D FWD	T TYPE	8	0	1	4	2	7	
	ELECTRA SW RWD	ESTATE	18	0	9	7	1	17	
	LESABRE 2D	CUSTOM	9	1	5	2	1	9	
	LESABRE 2D	LIMITED	14	2	8	2	1	13	
	LESABRE 4D	CUSTOM	43	3	21	9	4	37	
	LESABRE 4D	LIMITED	58	3	36	14	2	55	
	LESABRE SW	ESTATE	13	0	10	3	0	13	
	RIVIERA 2D	RIVIERA 2D	19	2	9	2	1	14	
	RIVIERA 2D	T TYPE	1	0	1	0	0	1	
CADILLAC									
	DEVILLE 2D FWD	DEVILLE 2D FWD	76	8	36	12	10	66	
	DEVILLE 4D FWD	DEVILLE 4D FWD	268	24	129	59	20	232	
	ELDORADO 2D	ELDORADO 2D	24	3	6	1	3	13	
	SEVILLE 4D	SEVILLE 4D	16	3	7	0	2	12	
CHEVROLET									
	CAMARO	BERLINETTA	8	2	4	1	0	7	
	CAMARO	CAMARO	1	0	1	0	0	1	
	CAMARO	Z28	1764	128	929	329	102	1488	
	NOVA 4D	NOVA 4D	276	25	199	10	28	262	
CHRYSLER									
	LASER 2D	LASER 2D	27	4	17	1	2	24	
	LASER 2D	XE	32	2	18	5	5	30	
	LEBARON 2D	LEBARON 2D	15	1	8	1	1	11	
	LEBARON 2D CONV	LEBARON 2D CONV	31	6	22	2	0	30	
	LEBARON 4D	LEBARON 4D	23	1	18	0	0	19	
	LEBARON GTS 4D	LEBARON GTS 4D	69	7	43	7	6	63	
	LEBARON SW	TOWN & COUNTRY	2	0	2	0	0	2	
	NEW YORKER 4D RWD	5TH AVE. EDITION	71	10	36	8	5	59	
DODGE									
	600 2D	600 2D	10	2	5	0	0	7	
	600 2D CONV.	600 2D CONV.	21	1	14	1	3	19	
	600 4D	600 4D	15	1	7	3	0	11	
	ARIES 2D	ARIES 2D	1	1	0	0	0	1	
	ARIES 2D	LE	4	1	2	1	0	4	
	ARIES 2D	SPECIAL EDITION	6	1	4	0	0	5	
	ARIES 4D	ARIES 4D	2	1	1	0	0	2	
	ARIES 4D	LE	4	0	3	0	1	4	

Table B 2. Thefts and Recoveries of 1986 Model Year vehicles during calendar year 1987

Make	Series	Model	-----Number Recovered in 1987-----					Total
			Number of Thefts	Intact	In-Whole	In-Part	Condition Unknown	
MARKED ANCESTORS								
PASSENGER CARS								
DODGE								
	ARIES 4D	SPECIAL EDITION	22	8	9	0	2	19
	ARIES SW	CUSTOM	1	0	0	0	0	0
	ARIES SW	LE	4	0	2	0	0	2
	DAYTONA 2D	DAYTONA 2D	39	1	27	0	2	30
	DAYTONA 2D	TURBO	46	6	29	4	1	40
	DIPLOMAT 4D	SALON	1	0	0	0	0	0
	DIPLOMAT 4D	SE	3	0	3	0	0	3
	LANCER 4D	ES	28	2	18	2	3	25
	LANCER 4D	LANCER 4D	23	2	10	3	5	20
FORD								
	MUSTANG	LX	39	8	18	2	4	32
	MUSTANG	MUSTANG	192	20	82	35	4	141
	MUSTANG CONV	LX	49	13	18	3	6	40
	THUNDERBIRD 2D	THUNDERBIRD 2D	131	23	53	11	15	102
JAGUAR								
	XJ-S 2D	XJ-S 2D	5	1	2	0	1	4
	XJ6	VDP	2	1	0	0	1	2
	XJ6	XJ6	7	0	1	0	2	3
LINCOLN								
	CONTINENTAL 4D	CONTINENTAL 4D	6	1	3	2	0	6
	LINCOLN CONT. 4D	TOWN CAR	81	9	37	5	9	60
	MARK VII 2D	MARK VII 2D	23	2	13	1	1	17
MAZDA								
	626 SEDAN	626 SEDAN	229	21	145	20	28	214
MERCEDES BENZ								
	190 D 4D	2.5L	1	0	0	0	0	0
	190 E 4D	2.3L	15	2	4	1	2	9
	300 E 4D	300 E 4D	22	5	11	1	2	19
	300 SDL 4D	300 SDL 4D	3	1	0	0	0	1
	420 SEL 4D	420 SEL 4D	10	1	7	0	1	9
	560 SEC 2D	560 SEC 2D	2	1	0	0	1	2
	560 SEL 4D	560 SEL 4D	4	0	1	0	1	2
	560 SL CONV	ROADSTER	15	4	4	2	1	11
MERCURY								
	COUGAR 2D	COUGAR 2D	116	22	52	8	8	90
MERKUR								
	XR4TI 2D	XR4TI 2D	14	4	6	2	0	12
MITSUBISHI								
	CORDIA 2D	HIGH/PREM(L/LS)	10	2	6	0	1	9
	TREDIA 4D	HIGH/PREM(L/LS)	19	6	11	0	1	18
OLDSMOBILE								
	98 2D FWD	REGENCY	4	0	3	1	0	4
	98 2D FWD	REGENCY BROUGHAM	9	1	5	1	1	8
	98 4D FWD	REGENCY	60	2	28	20	4	54
	98 4D FWD	REGENCY BROUGHAM	196	10	92	73	4	179
	DELTA-88 2D	ROYALE	27	1	15	7	1	24
	DELTA-88 2D	ROYALE BROUGHAM	35	1	18	10	1	30
	DELTA-88 4D	ROYALE	122	8	61	31	10	110

Table B 2. Thefts and Recoveries of 1986 Model Year vehicles during calendar year 1987

Make	Series	Model	Number of				Condition		Total
			Thefts	Intact	In-Whole	In-Part	Unknown		
-----Number Recovered in 1987-----									
MARKED ANCESTORS									
PASSENGER CARS									
OLDSMOBILE									
	DELTA-88 4D	ROYALE BROUGHAM	230	8	112	70	17	207	
	TORONADO	BROUGHAM	12	3	4	2	0	9	
PLYMOUTH									
	CARAVELLE 4D	CARAVELLE 4D	14	2	10	1	0	13	
	GRAN FURY 4D	SALON	4	0	4	0	0	4	
	RELIANT 2D	LE	2	0	2	0	0	2	
	RELIANT 2D	RELIANT 2D	2	0	1	0	0	1	
	RELIANT 2D	SPECIAL EDITION	2	0	2	0	0	2	
	RELIANT 4D	LE	2	1	1	0	0	2	
	RELIANT 4D	RELIANT 4D	3	1	1	0	0	2	
	RELIANT 4D	SPECIAL EDITION	21	2	7	2	5	16	
	RELIANT SW	CUSTOM	2	0	2	0	0	2	
	RELIANT SW	LE	4	0	2	1	0	3	
PONTIAC									
	BONNEVILLE 4D	BONNEVILLE 4D	24	2	19	1	0	22	
	BONNEVILLE 4D	BROUGHAM	8	3	2	2	0	7	
	BONNEVILLE 4D	LE	6	2	3	1	0	6	
	FIERO 2D	FIERO 2D	20	1	12	2	1	16	
	FIERO 2D	GT	75	8	42	9	6	65	
	FIERO 2D	SE	159	18	88	21	11	138	
	FIERO 2D	SPORT	95	11	57	7	10	85	
	FIREBIRD	FIREBIRD	342	16	213	48	25	302	
	FIREBIRD	SE	17	1	13	3	0	17	
	FIREBIRD	TRANS/AM	562	24	311	105	36	476	
PORSCHÉ									
	911 COUPE	911 COUPE	9	1	1	1	0	3	
	911 TARGA/CABRIOLET	911 TARGA/CABRIOLET	19	5	1	6	0	12	
	928 COUPE	928 COUPE	6	2	0	0	3	5	
SAAB									
	SAAB 900 2D	S	5	1	4	0	0	5	
	SAAB 900 2D	SAAB 900 2D	7	0	7	0	0	7	
	SAAB 900 2D	TURBO	12	2	4	2	0	8	
	SAAB 900 4D	S	3	1	2	0	0	3	
	SAAB 900 4D	SAAB 900 4D	7	0	3	1	1	5	
SUBARU									
	HARDTOP/XT 2D	GL	9	1	4	2	1	8	
	HARDTOP/XT 2D	GL-10 TURBO	8	2	5	0	0	7	
	XT 2D (2 SEAT)	DL	4	0	2	2	0	4	
TOYOTA									
	CAMRY 4D	DELUXE	237	29	149	15	20	213	
	CAMRY 4D	LE (LUX. EDN)	202	27	143	11	9	190	
	CAMRY 4D	LUX. EDN	2	1	1	0	0	2	
	CELICA	GT	58	16	17	6	3	47	
	CELICA	GT-S	42	8	18	3	6	35	
	CELICA	ST	12	2	4	1	1	8	
	COROLLA 2D	DELUXE SPORT	2	0	0	0	2	2	
	COROLLA 2D	GT-S	34	3	14	8	3	28	
	COROLLA 2D	SR5 SPORT	48	7	31	5	2	45	

Table B 2. Thefts and Recoveries of 1986 Model Year vehicles during calendar year 1987

Make	Series	Model	Number of				Condition		Total
			Thefts	Intact	In-Whole	In-Part	Unknown		
-----Number Recovered in 1987-----									
MARKED ANCESTORS PASSENGER CARS									
TOYOTA									
	COROLLA SEDAN	DELUXE	253	40	152	16	17	225	
	COROLLA SEDAN	LE (LUX. EDN)	85	13	52	6	3	74	
	COROLLA SEDAN	LTD	4	1	3	0	0	4	
	COROLLA SEDAN	LUX. EDN	1	0	1	0	0	1	
	MR2	MR2	239	36	119	42	19	216	
VOLKSWAGEN									
	SCIROCCO	SCIROCCO	21	3	10	2	1	16	
		Subtotal:	7872	767	4246	1205	550	6768	
ANTI-THEFT EXEMPT ANCESTORS PASSENGER CARS									

AUDI									
	5000 4D	CS	4	1	2	0	1	4	
	5000 4D	S	34	9	9	3	5	26	
	5000 SW	S	1	0	1	0	0	1	
CHEVROLET									
	*CORVETTE	CORVETTE	93	4	31	5	6	46	
CHRY/PLYM/MITS									
	CONQUEST 2D	CONQUEST 2D	7	1	4	0	0	5	
DATSUN/NISSAN									
	*240/260/280/300	300 ZX	77	7	29	9	13	58	
	*240/260/280/300 2+2	300 ZX	16	3	10	1	1	15	
	*810/MAXIMA SEDAN	810/MAXIMA SEDAN	85	12	41	6	13	72	
	*810/MAXIMA WAGON	810/MAXIMA WAGON	4	0	1	1	0	2	
DODGE/MITSUBISHI									
	CONQUEST 2D	CONQUEST 2D	7	0	2	1	0	3	
MITSUBISHI									
	GALANT 4D	HIGH/PREM(L/LS)	45	4	30	3	2	39	
	STARION 2D	HIGH/PREM(L/LS)	13	1	6	0	1	8	
OPEL/ISUZU									
	IMPULSE 2D	IMPULSE 2D	21	1	11	4	0	16	
TOYOTA									
	*CELICA SUPRA	CELICA SUPRA	22	2	13	3	2	20	
	*CRESSIDA 4D	LE (LUX. EDN)	64	6	38	2	7	53	
	*SUPRA 2D	SUPRA 2D	32	5	12	4	3	24	
		Subtotal:	525	56	240	42	54	392	
		Passenger Total:	16810	1706	8918	2269	1257	14150	

Table B 2. Thefts and Recoveries of 1986 Model Year vehicles during calendar year 1987

Make	Series	Model	Number				Condition	
			Thefts	Intact	In-Whole	In-Part	Unknown	Total
-----Number Recovered in 1987-----								
MPVS								
AMC/EAGLE	EAGLE SW	EAGLE SW	1	0	1	0	0	1
CHEVROLET TRUCK	10 PICKUP 1/2T	10 PICKUP 1/2T	841	29	218	144	29	420
	10 PICKUP 1/2T 4X4	4WD	167	10	25	16	11	62
	20 CREW C P/U 3/4T	BONUS/CREW CAB	1	0	0	0	0	0
	20 PICKUP 3/4T	20 PICKUP 3/4T	76	4	20	9	4	37
	20 PICKUP 3/4T 4X4	4WD	33	1	8	1	3	13
	30 CHASSIS CAB 1T	30 CHASSIS CAB 1T	11	4	4	0	0	8
	30 CREW C P/U 1T	BONUS CREW CAB	35	2	6	9	0	17
	30 CREW C P/U 1T 4X4	BONUS/CREW CAB 4WD	2	0	0	0	0	0
	30 PICKUP 1T	30 PICKUP 1T	16	0	3	6	0	9
	30 PICKUP 1T 4X4	4WD	4	0	1	1	0	2
	ASTRO CARGO VAN	INCOMPLETE	9	0	6	2	0	8
	ASTRO CARGO VAN	TRUCK	47	8	22	6	2	38
	ASTRO VAN	MPV	55	3	29	3	9	44
	BLAZER 1/2T 4X4	4-WHEEL DRIVE	164	13	89	22	12	136
	BLAZER 1/2T 4X4	4WD	109	5	34	14	5	58
	CHEVYVAN 1/2T	CHEVYVAN 1/2T	8	0	5	0	1	6
	CHEVYVAN 1/2T	INCOMPLETE	2	1	1	0	0	2
	CHEVYVAN 1T	CHEVYVAN 1T	10	2	5	1	0	8
	CHEVYVAN 3/4T	CHEVYVAN 3/4T	52	7	30	2	3	42
	CHEVYVAN 3/4T	INCOMPLETE	144	6	69	19	11	105
	CUTAWAY/RV C VAN 1T	CUTAWAY/RV C VAN 1T	6	0	5	0	0	5
	EL CAMINO	EL CAMINO	26	2	12	6	1	21
	S10 BLAZER	S10 BLAZER	61	6	26	9	7	48
	S10 PICKUP	S10 PICKUP	89	14	34	10	5	63
	SPORTVAN 1T	BUS	1	0	0	1	0	1
	SPORTVAN 3/4T	SPORTVAN 3/4T	4	1	1	0	0	2
	SUBURBAN 1/2T	SUBURBAN 1/2T	127	9	46	24	3	82
	SUBURBAN 1/2T	TRUCK	5	0	3	1	0	4
	SUBURBAN 1/2T 4X4	4WD	19	0	9	2	0	11
	SUBURBAN 3/4T	SUBURBAN 3/4T	8	2	3	2	0	7
	SUBURBAN 3/4T 4X4	4WD	9	1	5	1	0	7
	T10 PICKUP 4X4	4WD	28	3	14	0	3	20
	TRUCK	TRUCK	23	1	14	0	2	17
DATSUN/NISSAN	KING CAB P/U 4X2	KING CAB P/U 4X2	61	12	20	13	3	48
	KING CAB P/U 4X4	KING CAB P/U 4X4	7	0	3	1	0	4
	P/U KING C 4X2	P/U KING C 4X2	6	3	2	1	0	6
	P/U KING C 4X4	P/U KING C 4X4	33	9	6	2	3	20
	P/U KING X 4X4	SE	12	4	4	0	1	9
	P/U SHORT 4X2	P/U SHORT 4X2	77	13	39	8	6	66
	P/U SHORT 4X4	P/U SHORT 4X4	5	0	2	1	0	3
	PICKUP LONG 4X2	HEAVY DUTY	2	0	0	0	0	0
	PICKUP LONG 4X2	PICKUP LONG 4X2	12	2	5	2	0	9
	PICKUP LONG 4X4	PICKUP LONG 4X4	5	1	2	0	1	4
	PICKUP SHORT 4X2	PICKUP SHORT 4X2	129	33	44	30	4	111
	PICKUP SHORT 4X4	PICKUP SHORT 4X4	6	1	3	0	0	4

Table B 2. Thefts and Recoveries of 1986 Model Year vehicles during calendar year 1987

Make	Series	Model	Number of				Condition	
			Thefts	Intact	In-Whole	In-Part	Unknown	Total
-----Number Recovered in 1987-----								
MPVS								
DATSUN/NISSAN								
	STANZA SW 4WD	4WD	3	0	2	0	1	3
	TRUCK	TRUCK	20	4	8	2	3	17
DODGE TRUCK								
	AD150 UTILITY	SPORT	15	1	5	0	0	6
	AW150 UTILITY	SPORT	15	1	9	0	0	10
	B150 VAN MPV	WAGON	2	1	0	1	0	2
	B150 VAN TRK/INC	INCOMPLETE	7	0	2	1	1	4
	B150 VAN TRK/INC	TRUCK	13	0	6	2	2	10
	B250 VAN MPV	B250 VAN MPV	1	0	0	0	0	0
	B250 VAN MPV	WAGON	5	0	3	0	1	4
	B250 VAN TRK/INC	INCOMPLETE	22	0	14	2	1	17
	B250 VAN TRK/INC	TRUCK	19	3	8	2	2	15
	B350 VAN MPV	BUS	6	0	3	0	0	3
	B350 VAN TRK/INC	TRUCK	5	0	5	0	0	5
	CARAVAN WAGON	CARAVAN WAGON	5	0	5	0	0	5
	CARAVAN WAGON	LE	23	3	14	2	2	21
	CARAVAN WAGON	SE	17	1	13	1	1	16
	D100/D150 PICKUP	CONVENTIONAL CAB	35	2	12	5	1	20
	D250 PICKUP	CONVENTIONAL CAB	7	0	2	2	0	4
	D350 CHASSIS CAB	CONVENTIONAL CAB	2	0	1	0	0	1
	D350 PICKUP	CONVENTIONAL CAB	4	0	2	1	0	3
	MINI RAM VAN	MINI RAM VAN	6	0	4	2	0	6
	RAM50/D50 P/U SH 4X2	RAM50/D50 P/U SH 4X2	22	3	8	3	0	14
	RAM50/D50 P/U SH 4X2	ROYAL	13	2	6	2	0	10
	RAM50/D50 P/U SH 4X4	RAM50/D50 P/U SH 4X4	6	1	5	0	0	6
	RAM50/D50 P/U SH 4X4	ROYAL	1	0	0	0	0	0
	TRUCK	TRUCK	3	1	1	0	0	2
	W100/W150 PICKUP	CONVENTIONAL CAB	18	2	6	3	0	11
	W250 PICKUP	CONVENTIONAL CAB	4	0	2	0	1	3
DODGE/MITSUBISHI								
	COLT VISTA SW	VISTA	8	2	5	0	0	7
	COLT VISTA SW 4X4	VISTA	2	0	1	0	0	1
FORD TRUCK								
	AEROSTAR CARGO VAN	CARGO VAN	13	1	6	2	1	10
	AEROSTAR CARGO VAN	WINDOW VAN	5	2	2	0	1	5
	AEROSTAR VAN	WINDOW WAGON	48	5	20	2	6	33
	BRONCO	4WD	76	4	13	7	6	30
	BRONCO II 4X4	BRONCO II 4X4	82	12	26	7	7	52
	E150 ECONO CARGO VAN	CARGO VAN	80	11	28	4	6	49
	E150 ECONO CARGO VAN	SUPER CARGO VAN	3	1	2	0	0	3
	E150 ECONO CARGO VAN	WINDOW VAN	2	0	2	0	0	2
	E150 ECONO CLUB WGN	CLUB WAGON	2	0	2	0	0	2
	E250 ECONO CARGO VAN	CARGO VAN	6	1	3	0	1	5
	E250 ECONO CARGO VAN	SUPER CARGO VAN	3	0	3	0	0	3
	E250 ECONO CLUB WGN	CLUB WAGON	1	0	0	0	0	0
	E350 CUTAWAY	CUTWAY	5	1	3	1	0	5
	E350 ECONO CARGO VAN	CARGO VAN	5	1	2	0	1	4
	E350 ECONO CARGO VAN	SUPER CARGO VAN	7	1	3	0	1	5
	E350 RV CUTAWAY	RV CUTWAY	3	1	0	0	1	2

Table B 2. Thefts and Recoveries of 1986 Model Year vehicles during calendar year 1987

-----Number Recovered in 1987-----

Make	Series	Model	Number of				Condition		Total
			Thefts	Intact	In-Whole	In-Part	Unknown		
MPVS									
FORD TRUCK									
	F150 PICKUP 4X2	F150 PICKUP 4X2	161	16	35	9	8	68	
	F150 PICKUP 4X4	4-WHEEL DRIVE	7	1	1	0	0	2	
	F150 PICKUP 4X4	4WD	47	7	16	0	2	25	
	F150 SUPER P/U 4X2	SUPER PICKUP 4X2	58	5	15	5	4	29	
	F150 SUPER P/U 4X4	SUPER PICKUP 4X4	2	0	1	0	0	1	
	F250 PICKUP 4X2	F250 PICKUP 4X2	36	8	5	8	3	24	
	F250 PICKUP 4X4	4-WHEEL DRIVE	25	2	7	1	2	12	
	F250 PICKUP 4X4	4WD	3	0	0	0	0	0	
	F250 SUPER P/U 4X2	SUPER PICKUP 4X2	29	2	5	3	3	13	
	F250 SUPER P/U 4X4	SUPER PICKUP 4X4	12	0	1	3	0	4	
	F350 CHASSIS C 4X2	F350 CHASSIS C 4X2	13	2	5	0	0	7	
	F350 CREW C P/U 4X2	CREW CAB	15	3	4	1	1	9	
	F350 CREW C P/U 4X4	CREW CAB	2	0	0	0	0	0	
	F350 PICKUP 4X2	F350 PICKUP 4X2	8	0	1	1	0	2	
	F350 PICKUP 4X4	4WD	5	0	3	0	1	4	
	RANGER PICKUP 4X2	RANGER PICKUP 4X2	109	24	41	6	6	77	
	RANGER PICKUP 4X4	4WD	29	6	7	2	2	17	
	RANGER SUPER P/U 4X2	SUPER CAB	25	3	5	1	6	15	
	RANGER SUPER P/U 4X4	SUPER CAB	9	1	2	0	2	5	
	TRUCK	TRUCK	5	0	2	0	1	3	
GMC TRUCK									
	1500 PICKUP 1/2T	1500 PICKUP 1/2T	192	8	55	35	9	107	
	1500 PICKUP 1/2T 4X4	4WD	32	1	12	3	0	16	
	2500 CREW C P/U 3/4T	CREW/BONUS CAB	2	1	1	0	0	2	
	2500 PICKUP 3/4T	2500 PICKUP 3/4T	17	2	4	3	0	9	
	2500 PICKUP 3/4T 4X4	4WD	8	0	4	0	0	4	
	3500 CHASSIS CAB 1T	3500 CHASSIS CAB 1T	4	0	3	0	0	3	
	3500 CREW C P/U 1T	CREW/BONUS CAB	12	1	0	2	1	4	
	3500 PICKUP 1T	3500 PICKUP 1T	6	0	0	1	1	2	
	3500 PICKUP 1T 4X4	4WD	1	0	0	0	0	0	
	CABALLERO	CABALLERO	3	0	0	2	1	3	
	CUTAWAY/RV C VAN 1T	CUTAWAY/RV C VAN 1T	2	1	0	1	0	2	
	JIMMY 1/2T 4X4	4WD	24	1	8	5	0	14	
	RALLY WAGON 3/4T	RALLY WAGON 3/4T	3	0	1	1	1	3	
	S15 JIMMY	S15 JIMMY	13	2	8	1	0	11	
	S15 PICKUP	S15 PICKUP	16	1	7	5	1	14	
	SAFARI CARGO VAN	INCOMPLETE	6	0	4	0	2	6	
	SAFARI CARGO VAN	TRUCK	8	0	3	3	1	7	
	SAFARI VAN	MPV	7	0	2	2	1	5	
	SUBURBAN 1/2T	SUBURBAN 1/2T	29	2	7	7	2	18	
	SUBURBAN 1/2T 4X4	4-WHEEL DRIVE	1	0	1	0	0	1	
	SUBURBAN 1/2T 4X4	4WD	4	0	0	1	0	1	
	SUBURBAN 3/4T	SUBURBAN 3/4T	1	0	0	1	0	1	
	SUBURBAN 3/4T 4X4	4-WHEEL DRIVE	1	0	1	0	0	1	
	T15 JIMMY 4X4	4WD	54	3	34	10	3	50	
	T15 PICKUP 4X4	T15 PICKUP 4X4	3	0	1	1	0	2	
	TRUCK	TRUCK	10	2	1	2	0	5	
	VANDURA 3/4T	INCOMPLETE	29	2	15	4	1	22	
	VANDURA 3/4T	VANDURA 3/4T	13	2	6	2	2	12	

Table B 2. Thefts and Recoveries of 1986 Model Year vehicles during calendar year 1987

Make	Series	Model	Number				Total	
			Thefts	Intact	In-Whole	In-Part		
-----Number Recovered in 1987-----								
MPVS								
JEEP								
	CHEROKEE 4X2	CHEROKEE 4X2	31	3	19	2	4	28
	CHEROKEE 4X4	CHEROKEE 4X4	146	11	84	10	13	118
	CJ-7 ROADSTER	CJ-7 ROADSTER	58	4	21	4	2	31
	COMANCHE 4X2 LONG	COMANCHE 4X2 LONG	8	2	5	0	0	7
	COMANCHE 4X2 LONG	CUSTOM	11	2	6	0	1	9
	COMANCHE 4X4 LONG	CUSTOM	27	5	7	1	2	15
	WAGONEER	WAGONEER	16	2	7	1	1	11
	WAGONEER/G. WAGONEER	WAGONEER/G. WAGONEER	16	1	7	2	1	11
MAZDA								
	B SER. LONG P/U 4X2	B SER. LONG P/U 4X2	46	10	24	4	1	39
	B SER. STD P/U 4X2	B SER. STD P/U 4X2	149	25	84	21	7	137
	B2000 CAB PLUS P/U	B2000 CAB PLUS P/U	40	5	18	5	4	32
	B2000 STD PICKUP	B2000 STD PICKUP	1	0	1	0	0	1
MITSUBISHI								
	MONTERO 4X4	SPORT	2	0	0	0	0	0
	PICKUP 4X2	HIGH(SP)	1	0	0	1	0	1
	PICKUP STD 4X2	LOW(S)	45	12	16	4	5	37
	PICKUP STD 4X4	HIGH(SP)	3	1	1	1	0	3
	PICKUP STD 4X4	LOW(S)	6	2	1	2	0	5
OPEL/ISUZU								
	P/U LN 1/2T 4X2	P/U LN 1/2T 4X2	9	1	5	0	0	6
	P/U SH 1/2T 4X2	P/U SH 1/2T 4X2	27	7	10	2	2	21
	P/U SH 1/2T 4X4	P/U SH 1/2T 4X4	6	0	2	1	1	4
	P/U SPACE C 1/2T 4X2	P/U SPACE C 1/2T 4X2	4	1	1	0	1	3
	TROOPER II 4X4	TROOPER II 4X4	24	4	10	2	4	20
	TROOPER VAN 4X4	TROOPER VAN 4X4	9	2	1	1	1	5
	TRUCK	TRUCK	2	1	0	0	0	1
PLYMOUTH TRUCK								
	VOYAGER WAGON	LE	15	2	8	2	1	13
	VOYAGER WAGON	SE	16	3	9	1	2	15
	VOYAGER WAGON	VOYAGER WAGON	3	0	2	1	0	3
SUBARU								
	BRAT 4WD	GL	1	0	1	0	0	1
	BRAT 4X4	GL	6	1	4	0	0	5
	DL/GL 2D	GL	6	0	4	0	1	5
	DL/GL 4D SEDAN	GL	22	2	13	1	1	17
	DL/GL 4D SEDAN	GL-10	1	1	0	0	0	1
	DL/GL 4D SEDAN	GL-10 TURBO	2	0	1	0	1	2
	DL/GL SW	GL	5	0	3	1	0	4
	DL/GL SW 4WD	GL	8	0	4	1	1	6
	DL/GL SW 4WD	GL TURBO	2	0	2	0	0	2
	GL 4D 4WD	GL	1	0	1	0	0	1
	GL 4D 4WD	GL TURBO	1	0	0	0	1	1
	GL 4D 4WD	RX TURBO	1	1	0	0	0	1
	HARDTOP/XT 2D 4WD	GL-10 TURBO	6	0	3	0	1	4
	TRUCK	TRUCK	3	0	3	0	0	3
SUZUKI								
	SAMURAI 4X4	OPEN TOP	64	23	15	10	6	54
	TRUCK	TRUCK	15	4	6	1	3	14

Table B 2. Thefts and Recoveries of 1986 Model Year vehicles during calendar year 1987

Make	Series	Model	Number of				Condition	
			Thefts	Intact	In-Whole	In-Part	Unknown	Total
-----Number Recovered in 1987-----								
MPVS								
TOYOTA								
	4RUNNER PICKUP	4RUNNER PICKUP	172	47	80	23	5	155
	4RUNNER WAGON	SR5	54	7	28	8	1	44
	4RUNNER WAGON	SR5 TURBO	7	0	2	1	1	4
	CARGO VAN 4X2	CARGO VAN 4X2	66	13	28	5	3	49
	CARGO VAN 4X2	PANEL VAN	10	5	5	0	0	10
	LAND CRUISER SW	LAND CRUISER SW	2	0	0	0	0	0
	P/U SH 1/2T 4X4	SR5 SPORT	189	37	79	13	18	147
	P/U X CAB 1/2T 4X4	DELUXE	140	25	55	18	10	108
	P/U X CAB LN 1/2T	DELUXE	68	10	40	11	1	62
	P/U XTRA CAB 1/2T	SR5	3	1	1	0	1	3
	P/U XTRA CAB 1/2T	SR5 SPORT	27	4	14	3	0	21
	PICKUP LN 1/2T 4X4	DELUXE	57	11	30	3	5	49
	PICKUP LONG 1/2T	PICKUP LONG 1/2T	129	42	57	17	6	122
	PICKUP SHORT 1/2T	PICKUP SHORT 1/2T	289	79	123	38	13	253
	TRUCK	TRUCK	10	5	4	0	0	9
	VAN 4X2	DELUXE	9	3	5	1	0	9
	VAN 4X2	LE (LUX. EDN)	73	16	23	7	1	47
VOLKSWAGEN								
	VANAGON	BUS	1	0	1	0	0	1
		Subtotal:	6470	832	2463	785	376	4456
TRUCKS								
IVECO								
	TRUCK	TRUCK	1	1	0	0	0	1
MACK								
	TRUCK	TRUCK	2	0	1	0	0	1
MERCEDES BENZ								
	TRUCK	TRUCK	2	1	1	0	0	2
		Subtotal:	5	2	2	0	0	4
MOTORCYCLES								
HARLEY-DAVIDSON								
	FX	FXWG-80	3	0	0	0	0	0
	MOTORCYCLE	MOTORCYCLE	42	2	2	0	2	6
HONDA								
	MOTORCYCLE	MOTORCYCLE	308	39	62	5	17	123
KAWASAKI								
	MOTORCYCLE	MOTORCYCLE	163	16	32	8	9	65
SUZUKI								
	MOTORCYCLE	MOTORCYCLE	81	6	13	2	5	26
YAMAHA								
	MOTORCYCLE	MOTORCYCLE	150	15	39	10	14	78
		Subtotal:	747	78	148	25	47	298

Table B 2. Thefts and Recoveries of 1986 Model Year vehicles during calendar year 1987

Make	Series	Model	-----Number Recovered in 1987-----					Total
			Number of Thefts	Intact	In-Whole	In-Part	Condition Unknown	
		Undeciphered VIN'S:	219	25	93	15	11	144
		Totals:	24251	2643	11624	3094	1691	19052

+ Series subject to the Theft Prevention Standard in 1988 only.

* Series also had passive anti-theft device in 1985-1986.

Table B 3. Thefts and Recoveries of 1985 Model Year vehicles during calendar year 1987

Make	Series	Model	Number of				Condition	
			Thefts	Intact	In-Whole	In-Part	Unknown	Total
-----Number Recovered in 1987-----								
UNMARKED ANCESTORS								
PASSENGER CARS								

ALFA ROMEO								
	GTV6 2D	GTV6 2D	5	1	2	0	1	4
	SPIDER CONV	ROADSTER	8	2	2	1	0	5
AUDI								
	4000 4D	S	20	2	8	3	3	16
	GT COUPE 2D	GT COUPE 2D	3	1	1	0	0	2
AVANTI								
	AVANTI 2D	AVANTI 2D	2	0	0	1	0	1
BUICK								
	CENTURY 2D	CUSTOM	4	1	3	0	0	4
	CENTURY 2D	LIMITED	6	0	6	0	0	6
	CENTURY 4D	CUSTOM	89	11	54	5	7	77
	CENTURY 4D	LIMITED	127	6	69	26	10	111
	CENTURY 4D	T TYPE	6	0	4	1	1	6
	CENTURY SW	CUSTOM	4	0	3	0	0	3
	CENTURY SW	ESTATE	3	0	2	0	1	3
	+REGAL 2D	REGAL LIMITED	2	0	2	0	0	2
	+REGAL 2D RWD	LIMITED	262	10	161	42	16	229
	+REGAL 2D RWD	REGAL 2D RWD	243	10	145	30	8	193
	+REGAL 2D RWD	T TYPE	43	3	22	8	2	35
	SKYHAWK 2D	CUSTOM	28	1	11	5	5	22
	SKYHAWK 2D	LIMITED	2	1	1	0	0	2
	SKYHAWK 2D	T TYPE	5	1	4	0	0	5
	SKYHAWK 4D	CUSTOM	22	2	15	1	0	18
	SKYHAWK 4D	LIMITED	2	0	0	0	0	0
	SKYHAWK SW	CUSTOM	3	1	2	0	0	3
	SKYLARK 4D	CUSTOM	45	2	21	5	7	35
	SKYLARK 4D	LIMITED	12	2	7	1	1	11
	SOMERSET 2D	REGAL	44	10	23	2	5	40
	SOMERSET 2D	REGAL LIMITED	36	2	19	4	3	28
CADILLAC								
	BROUGHAM 2D	BROUGHAM 2D	21	2	12	2	1	17
	BROUGHAM 4D	BROUGHAM 4D	157	5	78	30	12	125
	CIMARRON 4D	CIMARRON 4D	29	5	14	5	2	26
	FLEETWOOD/DEVILLE 4D	FLEETWOOD/DEVILLE 4D	89	13	48	12	5	78
	FLEETWOOD/DEVILLE FW	FLEETWOOD/DEVILLE FW	5	1	1	1	0	3
CHEVROLET								
	CAPRICE 2D	CLASSIC	14	2	9	2	0	13
	CAPRICE 4D	CAPRICE 4D	7	2	3	2	0	7
	CAPRICE 4D	CLASSIC	164	11	85	27	11	134
	CAPRICE SW	CLASSIC	51	0	28	7	6	41
	CAVALIER 2D	TYPE 10	66	6	37	4	5	52
	CAVALIER 4D	CAVALIER 4D	35	6	16	5	1	28
	CAVALIER 4D	CS	52	7	27	6	3	43
	CAVALIER CONV	RS	22	1	12	0	3	16
	CAVALIER SW	CAVALIER SW	4	0	3	0	0	3
	CAVALIER SW	CS	11	2	5	1	1	9

Table B 3. Thefts and Recoveries of 1985 Model Year vehicles during calendar year 1987

Make	Series	Model	Number of				Condition	
			Thefts	Intact	In-Whole	In-Part	Unknown	Total
-----Number Recovered in 1987-----								
UNMARKED ANCESTORS								
PASSENGER CARS								
CHEVROLET								
	CELEBRITY 2D	CELEBRITY 2D	31	4	14	7	4	29
	CELEBRITY 4D	CELEBRITY 4D	171	19	87	21	21	148
	CELEBRITY SW	CELEBRITY SW	6	1	1	1	2	5
	CHEVETTE 2D	CHEVETTE 2D	38	7	16	2	3	28
	CHEVETTE 4D	CHEVETTE 4D	45	3	22	5	7	37
	CITATION 2D	CITATION 2D	4	2	1	0	0	3
	CITATION 4D	CITATION 4D	6	1	1	1	1	4
	IMPALA 4D	IMPALA 4D	25	1	10	6	3	20
	MALIBU SW	MALIBU SW	25	3	17	1	1	22
	MONTE CARLO 2D	MONTE CARLO 2D	577	19	333	104	40	496
	SPECTRUM 2D	SPECTRUM 2D	31	3	21	0	2	26
	SPECTRUM 4D	LEVEL I	85	8	57	4	11	80
	SPRINT 2D	SPRINT 2D	11	6	2	0	2	10
CHRYSLER								
	LIMOUSINE 4D	LIMOUSINE 4D	4	0	3	0	1	4
	NEW YORKER 4D (E BOD	NEW YORKER 4D (E BOD	69	6	44	5	3	58
DATSUN/NISSAN								
	200SX	200SX	75	11	37	4	6	58
	PULSAR 2D	DX	56	7	30	2	3	42
	SENTRA 2D	SENTRA 2D	121	21	63	7	10	101
	SENTRA 4D	SENTRA 4D	108	22	55	5	11	93
	SENTRA SW	SENTRA SW	21	2	13	2	1	18
	STANZA 4D	STANZA 4D	55	6	38	1	6	51
DODGE								
	OMNI 4D	OMNI 4D	35	4	18	4	4	30
	OMNI 4D	SE	5	1	2	0	0	3
	OMNI/CHARGER 2D	2.2	8	0	2	0	3	5
	OMNI/CHARGER 2D	OMNI/CHARGER 2D	27	4	14	1	4	23
	SHELBY CHARGER 2D	SHELBY CHARGER 2D	10	2	5	1	0	8
DODGE/MITSUBISHI								
	COLT 2D	COLT 2D	3	0	3	0	0	3
	COLT 2D	DL	2	0	1	1	0	2
	COLT 2D	DL/GTS	1	0	1	0	0	1
	COLT 2D	E	3	2	1	0	0	3
	COLT 2D HTCH	DL/GTS	1	0	1	0	0	1
	COLT 4D	DL	23	2	17	1	2	22
	COLT 4D	E	7	3	4	0	0	7
	COLT 4D	PREMIER	11	1	7	0	2	10
FIAT/BERTONE								
	X 1/9	X 1/9	2	0	1	1	0	2
FORD								
	ESCORT 2D	GL	9	3	4	1	1	9
	ESCORT 2D	GT	6	1	3	0	1	5
	ESCORT 2D	L	146	18	75	9	17	119
	ESCORT 4D	GL	9	1	5	0	1	7
	ESCORT 4D	L	75	10	42	9	8	69
	ESCORT SW	GL	6	3	2	0	0	5
	ESCORT SW	L	30	4	17	2	5	28

Table B 3. Thefts and Recoveries of 1985 Model Year vehicles during calendar year 1987

Make	Series	Model	Number of				Condition	
			Thefts	Intact	In-Whole	In-Part	Unknown	Total
-----Number Recovered in 1987-----								
UNMARKED ANCESTORS								
PASSENGER CARS								
FORD								
	ESCORT SW	LX	2	1	0	0	1	2
	EXP 2D	EXP 2D	24	0	15	4	1	20
	FAIRMONT FUTURA 2D	FUTURA	2	1	1	0	0	2
	FORD LTD 2D	CROWN VICTORIA	5	1	2	2	0	5
	FORD LTD 4D	CROWN VICTORIA	53	10	14	0	5	29
	FORD LTD SW	COUNTRY SQUIRE	11	0	7	1	1	9
	LTD 4D	LTD 4D	32	4	16	4	1	25
	LTD SW	LTD SW	4	0	3	0	0	3
	TEMPO 2D	GL	34	7	18	1	1	27
	TEMPO 2D	GLX	1	0	0	0	0	0
	TEMPO 4D	GL	120	24	63	11	7	105
	TEMPO 4D	GLX	1	0	1	0	0	1
	TEMPO 4D	LX	7	1	1	0	1	3
HONDA								
	ACCORD 2D	ACCORD 2D	43	13	16	5	3	37
	ACCORD 4D	ACCORD 4D	38	8	18	4	3	33
	ACCORD 4D	LX	18	2	11	4	0	17
	ACCORD 4D	SEI	112	26	52	5	5	88
	ACCORD LX 2D	LX	6	1	2	1	0	4
	CIVIC CVCC 3D	CIVIC CVCC 3D	3	0	1	0	1	2
	CIVIC CVCC 3D	DX	8	1	4	0	2	7
	CIVIC CVCC 3D	S	16	4	5	2	2	13
	CIVIC CVCC 4D	CIVIC CVCC 4D	51	11	30	3	1	45
	CIVIC CVCC SW	CIVIC CVCC SW	9	2	4	0	0	6
	CIVIC CVCC/CRX 2D	CRX	44	10	24	0	3	37
	CIVIC SW 4X4	CIVIC SW 4X4	6	0	4	0	1	5
	PRELUDE	PRELUDE	105	20	54	10	8	92
	PRELUDE	SI	11	2	6	1	1	10
HYUNDAI								
	EXCEL 4D	GLS	1	0	0	0	0	0
MAZDA								
	+626/MX-6 2D	626/MX-6 2D	55	5	37	4	2	48
	+GLC 2D	FWD	25	4	16	0	5	25
	+GLC SEDAN	FWD	50	7	23	7	8	45
	RX-7 COUPE	RX-7 COUPE	443	44	260	58	22	384
MERCEDES BENZ								
	+380 SL CONV	ROADSTER	4	2	1	1	0	4
	+500 SEC 2D	500 SEC 2D	2	1	1	0	0	2
	+500 SEL 4D	500 SEL 4D	8	1	5	0	1	7
MERCURY								
	+CAPRI	CAPRI	15	1	9	3	0	13
	LN7 2D	LN7 2D	1	0	1	0	0	1
	LYNX 2D	L	26	5	16	3	1	25
	LYNX 4D	GS	2	1	1	0	0	2
	LYNX 4D	L	8	1	5	0	1	7
	LYNX SW	L	3	2	0	1	0	3
	MARQUIS 4D	MARQUIS 4D	37	8	18	1	4	31
	MARQUIS SW	MARQUIS SW	3	0	1	0	0	1

Table B 3. Thefts and Recoveries of 1985 Model Year vehicles during calendar year 1987

Make	Series	Model	Number				Condition	Total
			Thefts	Intact	In-Whole	In-Part		
-----Number Recovered in 1987-----								
UNMARKED ANCESTORS								
PASSENGER CARS								
MERCURY								
	MARQUIS/GRAND MARQUI	COLONY PARK	6	1	4	0	0	5
	MARQUIS/GRAND MARQUI	GRAND MARQUIS	67	5	16	4	2	27
	TOPAZ 2D	GS	6	1	1	0	1	3
	TOPAZ 4D	GS	42	8	14	4	6	32
	TOPAZ 4D	LS	2	0	1	0	0	1
MITSUBISHI								
	MIRAGE 2D	HIGH/PREM(L/LS)	8	3	2	0	1	6
	MIRAGE 2D	LOW(S)	3	0	2	1	0	3
	MIRAGE 2D	MEDIUM	8	1	6	1	0	8
OLDSMOBILE								
	CALAIS 2D	CALAIS 2D	39	3	22	6	4	35
	CALAIS 2D	SUPREME	49	7	26	5	2	40
	+CIERA 2D	CIERA BROUGHAM	15	1	11	1	0	13
	+CIERA 2D	CIERA LS	11	1	7	2	0	10
	+CIERA 4D	CIERA BROUGHAM	100	14	61	14	4	93
	+CIERA 4D	LS	114	7	70	11	9	97
	CUST. CRUISER SW	CUST. CRUISER SW	30	2	16	9	2	29
	+CUTLASS 2D	CUTLASS SUPREME	366	22	216	44	26	308
	+CUTLASS 2D	SALON	82	3	51	14	4	72
	+CUTLASS 2D	SUPREME BROUGHAM	296	19	171	48	16	254
	+CUTLASS 4D	CUTLASS SUPREME	73	6	43	4	8	61
	+CUTLASS 4D	SUPREME BROUGHAM	37	2	21	5	4	32
	+CUTLASS SW	CRUISER	16	2	13	1	0	16
	FIRENZA 2D	S	3	0	2	0	0	2
	FIRENZA 2D	SX	3	0	3	0	0	3
	FIRENZA 4D	FIRENZA 4D	9	2	4	2	1	9
	FIRENZA 4D	LX	6	1	3	0	1	5
	FIRENZA SW	FIRENZA SW	3	0	3	0	0	3
	FIRENZA SW	LX	2	1	1	0	0	2
OPEL/ISUZU								
	I-MARK 4D FWD	I-MARK 4D FWD	15	2	10	0	1	13
	I-MARK 4D RWD	I-MARK 4D RWD	2	0	1	1	0	2
PEUGEOT								
	505 4D	505 4D	14	0	8	2	0	10
PLYMOUTH								
	HORIZON 2D	TURISMO	31	5	15	2	5	27
	HORIZON 2D	TURISMO 2.2	6	0	2	0	2	4
	HORIZON 4D	HORIZON 4D	36	4	13	7	7	31
	HORIZON 4D	SE	7	3	3	0	1	7
PONTIAC								
	2000 2D CONV	SUNBIRD LE	3	0	1	0	1	2
	6000 2D	6000 2D	6	1	2	1	1	5
	6000 2D	LE	5	0	3	0	1	4
	6000 4D	6000 4D	48	2	24	11	4	41
	6000 4D	LE	74	4	54	9	2	69
	6000 4D	STE	38	2	24	8	0	34
	6000 SW	LE	1	0	1	0	0	1
	GRAND AM 2D	GRAND AM 2D	53	4	33	5	2	44

Table B 3. Thefts and Recoveries of 1985 Model Year vehicles during calendar year 1987

Make	Series	Model	-----Number Recovered in 1987-----					Total
			Number of Thefts	Intact	In-Whole	In-Part	Condition Unknown	
UNMARKED ANCESTORS								
PASSENGER CARS								
PONTIAC								
	GRAND AM 2D	LE	73	4	42	14	8	68
	+GRAND PRIX	BROUGHAM	31	2	18	4	3	27
	+GRAND PRIX	GRAND PRIX	139	6	80	16	8	110
	+GRAND PRIX	LE	86	5	48	16	6	75
	J2000/2000 2D	SUNBIRD	35	5	21	5	1	32
	J2000/2000 2D	SUNBIRD LE	3	0	2	1	0	3
	J2000/2000 2D	SUNBIRD SE	4	0	3	1	0	4
	J2000/2000 4D	SUNBIRD	41	5	27	2	2	36
	J2000/2000 4D	SUNBIRD LE	5	3	2	0	0	5
	J2000/2000 SW	SUNBIRD	1	0	1	0	0	1
	PARISIENNE 4D	BROUGHAM	43	3	24	10	3	40
	PARISIENNE 4D	PARISIENNE 4D	21	1	17	1	1	20
	PARISIENNE SW	PARISIENNE SW	16	1	8	3	3	15
	SUNBIRD 2D	SUNBIRD 2D	8	0	3	0	1	4
	T1000/1000 2D	T1000/1000 2D	4	0	4	0	0	4
	T1000/1000 4D	T1000/1000 4D	7	1	2	1	1	5
PORSCHE								
	944 COUPE	944 COUPE	31	8	11	0	4	23
RENAULT/EAGLE								
	18I SW	18I SW	3	0	1	0	0	1
	ALLIANCE 2D	ALLIANCE 2D	22	5	9	0	4	18
	ALLIANCE 2D	DL	12	2	5	1	0	8
	ALLIANCE 2D	L	11	2	7	0	1	10
	ALLIANCE 4D	ALLIANCE 4D	26	5	12	2	4	23
	ALLIANCE 4D	DL	24	3	9	1	3	16
	ALLIANCE 4D	L	7	1	5	1	0	7
	ALLIANCE CONV	ALLIANCE CONV	8	1	1	0	3	5
	ALLIANCE CONV	DL	1	0	0	0	0	0
	ENCORE 2D	ENCORE 2D	20	3	9	2	2	16
	ENCORE 2D	GS	12	2	7	0	0	9
	ENCORE 2D	S	3	0	2	0	1	3
	ENCORE 4D	LS	4	0	4	0	0	4
	ENCORE 4D	S	9	1	5	0	1	7
	FUEGO 2D	FUEGO 2D	5	0	4	1	0	5
SUBARU								
	DL/GL 4D SEDAN	DL	4	1	2	0	0	3
	HATCHBACK	GL	9	0	4	2	1	7
	HATCHBACK	STD	7	3	4	0	0	7
TOYOTA								
	COROLLA TERCEL 2D	COROLLA TERCEL 2D	13	3	5	3	0	11
	TERCEL SW 2WD	TERCEL SW 2WD	1	0	1	0	0	1
	TERCEL SW 4WD	DELUXE	64	18	31	0	7	56
	TERCEL SW 4WD	SR5	6	0	3	0	1	4
VOLKSWAGEN								
	+CABRIOLET CONV.	CABRIOLET CONV.	43	8	18	6	2	34
	GOLF 2D	GL	1	0	1	0	0	1
	GOLF 2D	GOLF 2D	33	5	17	2	3	27
	GOLF 4D	GOLF 4D	25	3	12	2	3	20

Table B 3. Thefts and Recoveries of 1985 Model Year vehicles during calendar year 1987

Make	Series	Model	-----Number Recovered in 1987-----					Total
			Number of Thefts	Intact	In-Whole	In-Part	Condition Unknown	
UNMARKED ANCESTORS								
PASSENGER CARS								
VOLKSWAGEN								
	GTI 2D	GTI 2D	35	3	13	5	2	23
	JETTA 2D	JETTA 2D	1	0	0	0	0	0
	JETTA SEDAN	GL	2	0	1	0	1	2
	JETTA SEDAN	GLI	13	2	5	2	1	10
	JETTA SEDAN	JETTA SEDAN	64	6	40	5	3	54
	QUANTUM 4D	GL	1	0	0	0	0	0
	QUANTUM 4D	QUANTUM 4D	19	1	7	1	2	11
	QUANTUM SW	QUANTUM SW	2	0	1	1	0	2
	+RABBIT SEDAN	RABBIT SEDAN	3	1	2	0	0	3
VOLVO								
	240 2D	DE LUXE (DL)	11	1	5	2	1	9
	240 4D	GRAND LUXE TOURING	6	2	3	1	0	6
	760/740 4D	740 GLE	18	3	9	1	2	15
	760/740 4D	760 GLE	2	0	1	0	1	2
	760/740 4D	GRAND LUXE EXEC(GLE)	10	3	5	0	2	10
	760/740 SW	740 GLE	2	1	1	0	0	2
	760/740 SW	760 GLE	1	0	0	1	0	1
		Subtotal:	8031	846	4389	921	608	6764
MARKED ANCESTORS								
PASSENGER CARS								

AUDI								
	4000 QUATTRO 4D 4WD	S	1	0	1	0	0	1
BMW								
	318 I 2D	318 I 2D	34	8	12	2	3	25
	318 I 4D	318 I 4D	20	4	8	4	1	17
	325/325 E 4D	325/325 E 4D	8	1	5	0	0	6
	325/325 E/325 ES 2D	325/325 E/325 ES 2D	34	7	18	2	0	27
	524 TD 4D	524 TD 4D	3	0	2	0	0	2
	528 E 4D	528 E 4D	16	3	7	0	4	14
	535 I/535 IS 4D	535 I/535 IS 4D	7	1	3	0	1	5
	635 CSI/L6 2D	635 CSI/L6 2D	6	1	1	2	0	4
	*735 I 4D	735 I 4D	12	3	6	1	1	11
BUICK								
	ELECTRA 2D FWD	ELECTRA 2D FWD	2	0	2	0	0	2
	ELECTRA 2D FWD	PARK AVENUE	8	0	4	0	0	4
	ELECTRA 4D FWD	ELECTRA 4D FWD	26	1	12	9	1	23
	ELECTRA 4D FWD	PARK AVENUE	263	13	131	86	9	239
	ELECTRA 4D FWD	T TYPE	13	0	8	2	1	11
	ELECTRA FWD 2D	T TYPE	1	0	1	0	0	1
	ELECTRA SW RWD	ESTATE	11	0	9	2	0	11
	LESABRE 2D	CUSTOM	7	0	6	0	0	6
	LESABRE 2D	LIMITED	45	3	27	9	1	40
	LESABRE 4D	CUSTOM	50	3	28	8	3	42
	LESABRE 4D	LIMITED	114	2	69	17	11	99
	LESABRE SW	ESTATE	6	1	4	1	0	6

Table B 3. Thefts and Recoveries of 1985 Model Year vehicles during calendar year 1987

Make	Series	Model	Number of Thefts	-----Number Recovered in 1987-----				Total
				Intact	In-Whole	In-Part	Condition Unknown	
MARKED ANCESTORS PASSENGER CARS								
BUICK								
	RIVIERA 2D	RIVIERA 2D	202	9	112	37	11	169
	RIVIERA 2D	T TYPE	2	1	0	1	0	2
	RIVIERA 2D CONV	RIVIERA 2D CONV	2	1	0	0	1	2
CADILLAC								
	DEVILLE 2D FWD	DEVILLE 2D FWD	97	8	43	22	8	81
	DEVILLE 4D FWD	DEVILLE 4D FWD	212	25	106	32	12	175
	ELDORADO 2D	ELDORADO 2D	368	22	200	67	17	306
	ELDORADO CONV	ELDORADO CONV	7	0	3	0	3	6
	SEVILLE 4D	SEVILLE 4D	115	9	48	22	9	88
CHEVROLET								
	CAMARO	BERLINETTA	34	1	16	5	2	24
	CAMARO	Z28	1042	75	546	177	84	882
	NOVA 4D	NOVA 4D	8	1	3	1	2	7
CHRYSLER								
	LASER 2D	LASER 2D	33	1	24	2	3	30
	LASER 2D	XE	32	6	14	3	2	25
	LEBARON 2D	LEBARON 2D	25	0	11	4	2	17
	LEBARON 2D CONV	LEBARON 2D CONV	24	6	16	0	0	22
	LEBARON 4D	LEBARON 4D	23	2	8	1	4	15
	LEBARON GTS 4D	LEBARON GTS 4D	50	3	28	7	5	43
	LEBARON SW	TOWN & COUNTRY	3	1	1	0	1	3
	NEW YORKER 4D RWD	5TH AVE. EDITION	121	15	66	12	10	103
DODGE								
	600 2D	600 2D	13	3	8	0	1	12
	600 2D CONV.	600 2D CONV.	34	7	18	2	5	32
	600 4D	600 4D	23	6	12	2	2	22
	ARIES 2D	ARIES 2D	3	0	2	0	0	2
	ARIES 2D	LE	4	1	3	0	0	4
	ARIES 2D	SPECIAL EDITION	5	2	1	1	0	4
	ARIES 4D	ARIES 4D	9	4	3	1	0	8
	ARIES 4D	LE	6	1	5	0	0	6
	ARIES 4D	SPECIAL EDITION	8	2	4	0	1	7
	ARIES SW	CUSTOM	7	2	3	0	0	5
	ARIES SW	LE	3	0	2	0	0	2
	DAYTONA 2D	DAYTONA 2D	51	6	28	4	4	42
	DAYTONA 2D	TURBO	39	7	16	4	2	29
	DIPLOMAT 4D	SALON	3	0	1	1	0	2
	DIPLOMAT 4D	SE	6	0	5	0	1	6
	LANCER 4D	ES	28	0	18	3	3	24
	LANCER 4D	LANCER 4D	35	4	18	3	4	29
FERRARI								
	308 GTS QUATTROVALVO	308 GTS QUATTROVALVO	1	1	0	0	0	1
	MONDIAL CONV	CABRIOLET	1	0	0	0	1	1
FORD								
	MUSTANG	LX	32	11	14	4	1	30
	MUSTANG	MUSTANG	160	12	58	28	17	115
	MUSTANG CONV	LX	28	4	6	4	6	20
	THUNDERBIRD 2D	THUNDERBIRD 2D	132	23	59	6	8	96

Table B 3. Thefts and Recoveries of 1985 Model Year vehicles during calendar year 1987

Make	Series	Model	Number of				Condition		Total
			Thefts	Intact	In-Whole	In-Part	Unknown		
-----Number Recovered in 1987-----									
MARKED ANCESTORS									
PASSENGER CARS									
JAGUAR									
	XJ-S 2D	XJ-S 2D	4	1	1	0	1	3	
	XJ6	VDP	3	0	1	0	0	1	
	XJ6	XJ6	5	0	2	1	1	4	
LINCOLN									
	CONTINENTAL 4D	CONTINENTAL 4D	20	5	8	1	0	14	
	LINCOLN CONT. 4D	TOWN CAR	84	9	38	9	7	63	
	MARK VI 2D	MARK VI 2D	30	4	13	2	2	21	
MAZDA									
	626 2D	626 2D	1	0	1	0	0	1	
	626 SEDAN	626 SEDAN	157	31	90	7	14	142	
MERCEDES BENZ									
	190 D 4D	2.2L	4	0	3	0	0	3	
	190 E 4D	2.3L	29	3	12	2	4	21	
	300 D 4D	300 D 4D	12	4	7	0	1	12	
	300 SD 4D	300 SD 4D	11	3	6	0	1	10	
	380 SE 4D	380 SE 4D	11	1	4	0	2	7	
MERCURY									
	COUGAR 2D	COUGAR 2D	77	16	40	3	6	65	
MERKUR									
	XR4TI 2D	XR4TI 2D	16	2	7	2	0	11	
MITSUBISHI									
	CORDIA 2D	HIGH/PREM(L/LS)	21	3	9	2	4	18	
	TREDIA 4D	HIGH/PREM(L/LS)	11	1	5	0	1	7	
OLDSMOBILE									
	98 2D FWD	REGENCY	8	0	6	1	0	7	
	98 2D FWD	REGENCY BROUGHAM	18	1	9	5	1	16	
	98 4D FWD	REGENCY	137	7	71	38	6	122	
	98 4D FWD	REGENCY BROUGHAM	313	17	158	92	15	282	
	DELTA-88 2D	ROYALE	26	2	10	4	2	18	
	DELTA-88 2D	ROYALE BROUGHAM	37	1	21	5	2	29	
	DELTA-88 4D	LS	46	4	26	9	0	39	
	DELTA-88 4D	ROYALE	115	2	71	22	5	100	
	DELTA-88 4D	ROYALE BROUGHAM	108	9	56	17	10	92	
	TORONADO	BROUGHAM	105	12	58	10	10	90	
PLYMOUTH									
	CARAVELLE 4D	CARAVELLE 4D	13	1	8	2	1	12	
	GRAN FURY 4D	SALON	8	0	4	2	1	7	
	RELIANT 2D	LE	2	1	0	0	0	1	
	RELIANT 2D	RELIANT 2D	3	0	0	0	3	3	
	RELIANT 2D	SPECIAL EDITION	8	2	4	0	1	7	
	RELIANT 4D	LE	3	0	3	0	0	3	
	RELIANT 4D	RELIANT 4D	22	4	6	1	3	14	
	RELIANT 4D	SPECIAL EDITION	4	0	2	0	1	3	
	RELIANT SW	CUSTOM	4	0	1	0	1	2	
	RELIANT SW	LE	1	0	1	0	0	1	
PONTIAC									
	BONNEVILLE 4D	BONNEVILLE 4D	37	3	17	5	3	28	
	BONNEVILLE 4D	BROUGHAM	10	2	6	0	2	10	

Table B 3. Thefts and Recoveries of 1985 Model Year vehicles during calendar year 1987

Make	Series	Model	-----Number Recovered in 1987-----					Total
			Number of Thefts	Intact	In-Whole	In-Part	Condition Unknown	
MARKED ANCESTORS PASSENGER CARS								
PONTIAC								
	BONNEVILLE 4D	LE	11	0	8	0	0	8
	FIERO 2D	FIERO 2D	9	0	6	1	0	7
	FIERO 2D	GT	106	3	71	16	5	95
	FIERO 2D	SE	90	8	58	10	7	83
	FIERO 2D	SPORT	80	8	54	5	7	74
	FIREBIRD	FIREBIRD	200	20	123	25	14	182
	FIREBIRD	SE	30	0	20	7	2	29
	FIREBIRD	TRANS/AM	373	24	219	52	18	313
PORSCHÉ								
	911 COUPE	911 COUPE	4	1	0	3	0	4
	911 TARGA/CABRIOLET	911 TARGA/CABRIOLET	6	0	0	1	2	3
	928 COUPE	928 COUPE	3	0	1	0	0	1
SAAB								
	SAAB 900 2D	S	7	4	2	0	0	6
	SAAB 900 2D	SAAB 900 2D	6	1	3	0	0	4
	SAAB 900 2D	TURBO	12	1	8	2	0	11
	SAAB 900 4D	S	1	0	0	0	0	0
	SAAB 900 4D	SAAB 900 4D	7	0	4	0	2	6
	SAAB 900 4D	TURBO	8	3	3	0	0	6
SUBARU								
	HARDTOP/XT 2D	GL	7	1	3	0	1	5
	HARDTOP/XT 2D	GL-10 TURBO	3	1	0	0	0	1
TOYOTA								
	CAMRY 4D	DELUXE	147	14	106	5	13	138
	CAMRY 4D	LE (LUX. EDN)	154	25	96	10	14	145
	CAMRY 4D	LUX. EDN	1	0	1	0	0	1
	CELICA	GT	69	15	37	9	3	64
	CELICA	GT-S	93	6	48	26	1	81
	CELICA	ST	18	4	6	7	1	18
	CELICA CONV	GT-S	26	5	13	4	0	22
	COROLLA 2D	DELUXE SPORT	4	0	4	0	0	4
	COROLLA 2D	GT-S	61	5	35	8	5	53
	COROLLA 2D	SR5 SPORT	48	7	31	3	3	44
	COROLLA SEDAN	DELUXE	194	37	114	9	9	169
	COROLLA SEDAN	LE (LUX. EDN)	72	12	40	4	7	63
	COROLLA SEDAN	LTD	14	3	10	0	0	13
	MR2	MR2	142	26	70	32	5	133
VOLKSWAGEN								
	SCIROCCO	SCIROCCO	24	3	13	1	2	19
		Subtotal:	7272	721	3885	1083	500	6189
ANTI-THEFT EXEMPT ANCESTORS PASSENGER CARS								

Table B 3. Thefts and Recoveries of 1985 Model Year vehicles during calendar year 1987

Make	Series	Model	Number of				Condition		Total
			Thefts	Intact	In-Whole	In-Part	Unknown		
-----Number Recovered in 1987-----									
ANTI-THEFT EXEMPT									
ANCESTORS									
PASSENGER CARS									
AUDI									
	5000 4D	S	56	11	22	2	8	43	
	5000 4D	T	17	1	10	2	0	13	
CHEVROLET									
	*CORVETTE	CORVETTE	219	14	61	31	14	120	
CHRY/PLYM/MITS									
	CONQUEST 2D	CONQUEST 2D	1	0	0	0	1	1	
DATSUN/NISSAN									
	*240/260/280/300	300 ZX	98	17	38	8	8	71	
	*240/260/280/300 2+2	300 ZX	37	9	14	2	1	26	
	*810/MAXIMA SEDAN	810/MAXIMA SEDAN	79	13	32	7	10	62	
	*810/MAXIMA WAGON	810/MAXIMA WAGON	2	1	1	0	0	2	
DODGE/MITSUBISHI									
	CONQUEST 2D	CONQUEST 2D	7	0	3	1	0	4	
MITSUBISHI									
	GALANT 4D	HIGH/PREM(L/LS)	19	0	12	0	3	15	
	STARION 2D	HIGH/PREM(L/LS)	16	2	5	1	2	10	
OPEL/ISUZU									
	IMPULSE 2D	IMPULSE 2D	28	7	11	3	2	23	
TOYOTA									
	*CELICA SUPRA	CELICA SUPRA	250	19	122	59	10	210	
	*CRESSIDA 4D	LE (LUX. EDN)	85	11	54	7	5	77	
	*CRESSIDA SW	LE (LUX. EDN)	2	1	1	0	0	2	
		Subtotal:	916	106	386	123	64	679	
		Passenger Total:	16219	1673	8660	2127	1172	13632	
MPVS									

AMC/EAGLE									
	EAGLE SW	EAGLE SW	2	0	1	0	1	2	
CHEVROLET TRUCK									
	10 PICKUP 1/2T	10 PICKUP 1/2T	659	29	199	116	24	368	
	10 PICKUP 1/2T 4X4	4WD	151	11	23	17	6	57	
	20 PICKUP 3/4T	20 PICKUP 3/4T	67	4	19	10	3	36	
	20 PICKUP 3/4T 4X4	4WD	40	4	6	4	0	14	
	30 CHASSIS CAB 1T	30 CHASSIS CAB 1T	2	0	1	0	1	2	
	30 CREW C P/U 1T	BONUS CREW CAB	19	1	5	7	0	13	
	30 CREW C P/U 1T 4X4	BONUS/CREW CAB 4WD	1	1	0	0	0	1	
	30 PICKUP 1T	30 PICKUP 1T	19	4	2	2	1	9	
	30 PICKUP 1T 4X4	4WD	4	0	0	0	0	0	
	ASTRO CARGO VAN	TRUCK	43	6	22	2	6	36	
	ASTRO VAN	MPV	20	5	11	0	1	17	
	BLAZER 1/2T 4X4	4-WHEEL DRIVE	243	23	125	26	15	189	
	BLAZER 1/2T 4X4	4WD	105	8	17	16	7	48	
	CHEVYVAN 1/2T	CHEVYVAN 1/2T	5	0	3	0	1	4	

Table B 3. Thefts and Recoveries of 1985 Model Year vehicles during calendar year 1987

Make	Series	Model	Number				Condition	
			Thefts	Intact	In-Whole	In-Part	Unknown	Total
-----Number Recovered in 1987-----								
MPVS								
CHEVROLET TRUCK								
	CHEVYVAN 1/2T	INCOMPLETE	1	0	1	0	0	1
	CHEVYVAN 1T	CHEVYVAN 1T	6	1	3	0	2	6
	CHEVYVAN 3/4T	CHEVYVAN 3/4T	66	8	33	7	3	51
	CHEVYVAN 3/4T	INCOMPLETE	104	7	62	21	5	95
	CUTAWAY/RV C VAN 1T	CUTAWAY/RV C VAN 1T	10	4	4	0	0	8
	EL CAMINO	EL CAMINO	38	8	12	12	1	33
	S10 BLAZER	S10 BLAZER	136	13	64	16	12	105
	S10 PICKUP	S10 PICKUP	107	18	46	17	6	87
	SPORTVAN 1T	BUS	1	0	1	0	0	1
	SPORTVAN 3/4T	SPORTVAN 3/4T	7	0	4	3	0	7
	SUBURBAN 1/2T	INCOMPLETE	2	0	0	0	0	0
	SUBURBAN 1/2T	SUBURBAN 1/2T	94	4	41	16	3	64
	SUBURBAN 1/2T	TRUCK	4	0	3	0	0	3
	SUBURBAN 1/2T 4X4	4WD	16	0	8	0	0	8
	SUBURBAN 3/4T	SUBURBAN 3/4T	21	0	9	5	2	16
	SUBURBAN 3/4T 4X4	4WD	5	1	1	2	0	4
	T10 BLAZER 4X4	4WD	1	0	0	0	0	0
	T10 PICKUP 4X4	4WD	28	5	13	4	1	23
	TRUCK	TRUCK	30	1	16	1	3	21
DATSUN/NISSAN								
	KING CAB P/U 4X2	KING CAB P/U 4X2	98	19	38	20	1	78
	KING CAB P/U 4X4	KING CAB P/U 4X4	8	0	2	0	0	2
	PICKUP LONG 4X2	PICKUP LONG 4X2	12	5	5	1	0	11
	PICKUP LONG 4X4	PICKUP LONG 4X4	1	0	1	0	0	1
	PICKUP SHORT 4X2	PICKUP SHORT 4X2	168	41	61	36	4	142
	PICKUP SHORT 4X4	PICKUP SHORT 4X4	5	0	4	0	1	5
DODGE TRUCK								
	AD150 UTILITY	SPORT	18	2	4	2	1	9
	AW150 UTILITY	SPORT	17	2	6	1	1	10
	B150 VAN MPV	WAGON	4	0	1	1	0	2
	B150 VAN TRK/INC	INCOMPLETE	3	0	1	0	0	1
	B150 VAN TRK/INC	TRUCK	14	3	4	1	2	10
	B250 VAN MPV	WAGON	6	1	3	1	0	5
	B250 VAN TRK/INC	INCOMPLETE	21	3	7	4	3	17
	B250 VAN TRK/INC	TRUCK	23	4	9	3	2	18
	B350 VAN MPV	BUS	3	0	0	1	1	2
	B350 VAN RPV	WAGON	3	0	3	0	0	3
	B350 VAN TRK/INC	INCOMPLETE	1	0	0	0	0	0
	B350 VAN TRK/INC	TRUCK	7	0	2	2	3	7
	CARAVAN WAGON	CARAVAN WAGON	9	4	2	1	2	9
	CARAVAN WAGON	LE	15	1	9	1	2	13
	CARAVAN WAGON	SE	14	1	9	2	0	12
	D100/D150 PICKUP	CONVENTIONAL CAB	40	2	21	4	2	29
	D250 PICKUP	CONVENTIONAL CAB	7	0	4	0	0	4
	D350 CHASSIS CAB	CONVENTIONAL CAB	4	0	0	0	1	1
	D350 CREW C PICKUP	CREW CAB	3	0	2	0	0	2
	D350 PICKUP	CONVENTIONAL CAB	5	1	3	0	0	4
	MINI RAM VAN	MINI RAM VAN	22	2	14	1	2	19
	MINI RAN VAN	MINI RAM VAN	1	1	0	0	0	1

Table B 3. Thefts and Recoveries of 1985 Model Year vehicles during calendar year 1987

Make	Series	Model	Number of				Condition		Total
			Thefts	Intact	In-Whole	In-Part	Unknown		
-----Number Recovered in 1987-----									
MPVS									
DODGE TRUCK									
	RAM50/D50 P/U SH 4X2	RAM50/D50 P/U SH 4X2	22	3	8	3	2	16	
	RAM50/D50 P/U SH 4X2	ROYAL	2	0	1	0	0	1	
	RAM50/D50 P/U SH 4X4	RAM50/D50 P/U SH 4X4	6	1	2	1	0	4	
	RAM50/D50 P/U SH 4X4	ROYAL	2	1	0	1	0	2	
	TRUCK	TRUCK	5	0	3	0	1	4	
	W100/W150 PICKUP	CONVENTIONAL CAB	8	0	4	0	1	5	
	W250 PICKUP	CONVENTIONAL CAB	2	0	0	0	0	0	
	W350 PICKUP	CONVENTIONAL CAB	1	0	0	0	0	0	
DODGE/MITSUBISHI									
	COLT VISTA SW	VISTA	10	3	3	0	0	6	
FORD TRUCK									
	BRONCO	4WD	32	4	13	2	3	22	
	BRONCO II 4X4	BRONCO II 4X4	75	7	37	2	8	54	
	E150 ECONO CARGO VAN	CARGO VAN	72	9	23	6	7	45	
	E150 ECONO CARGO VAN	SUPER CARGO VAN	1	0	0	0	0	0	
	E150 ECONO CARGO VAN	WINDOW VAN	2	0	1	0	1	2	
	E150 ECONO CLUB WGN	CLUB WAGON	4	0	1	0	1	2	
	E250 ECONO CARGO VAN	CARGO VAN	9	3	2	0	2	7	
	E250 ECONO CARGO VAN	SUPER CARGO VAN	3	1	2	0	0	3	
	E350 CUTAWAY	CUTAWAY	8	1	1	0	0	2	
	E350 CUTAWAY	CUTWAY	1	0	0	0	1	1	
	E350 ECONO CARGO VAN	CARGO VAN	3	1	0	0	0	1	
	E350 ECONO CARGO VAN	SUPER CARGO VAN	5	0	2	0	0	2	
	E350 ECONO CARGO VAN	WINDOW VAN	1	0	0	0	0	0	
	E350 ECONO CLUB WGN	SUPER CLUB WAGON	2	0	2	0	0	2	
	E350 RV CUTAWAY	RV CUTAWAY	1	1	0	0	0	1	
	E350 RV CUTAWAY	RV CUTWAY	1	1	0	0	0	1	
	F150 PICKUP 4X2	F150 PICKUP 4X2	133	11	43	11	7	72	
	F150 PICKUP 4X4	4-WHEEL DRIVE	12	2	4	0	0	6	
	F150 PICKUP 4X4	4WD	31	1	4	2	0	7	
	F150 SUPER P/U 4X2	SUPER PICKUP 4X2	42	5	12	4	3	24	
	F150 SUPER P/U 4X4	SUPER PICKUP 4X4	2	0	0	0	0	0	
	F250 PICKUP 4X2	F250 PICKUP 4X2	26	6	4	3	3	16	
	F250 PICKUP 4X4	4-WHEEL DRIVE	19	1	7	0	2	10	
	F250 PICKUP 4X4	4WD	9	0	3	1	0	4	
	F250 SUPER P/U 4X2	SUPER PICKUP 4X2	19	1	5	2	2	10	
	F250 SUPER P/U 4X4	SUPER PICKUP 4X4	4	2	1	0	0	3	
	F350 CHASSIS C 4X2	F350 CHASSIS C 4X2	13	2	4	0	1	7	
	F350 CREW C P/U 4X2	CREW CAB	7	1	1	0	0	2	
	F350 PICKUP 4X2	F350 PICKUP 4X2	5	0	1	0	1	2	
	F350 PICKUP 4X4	4WD	2	1	0	1	0	2	
	F350 SUPER P/U 4X2	SUPER PICKUP 4X2	1	0	1	0	0	1	
	RANGER PICKUP 4X2	RANGER PICKUP 4X2	87	12	30	8	9	59	
	RANGER PICKUP 4X4	4-WHEEL DRIVE	10	1	2	2	0	5	
	RANGER PICKUP 4X4	4WD	25	2	10	1	0	13	
	TRUCK	TRUCK	7	0	1	1	1	3	
GMC TRUCK									
	1500 PICKUP 1/2T	1500 PICKUP 1/2T	216	9	60	48	7	124	
	1500 PICKUP 1/2T 4X4	4WD	23	1	5	3	0	9	

Table B 3. Thefts and Recoveries of 1985 Model Year vehicles during calendar year 1987

Make	Series	Model	Number				Condition		Total
			Thefts	Intact	In-Whole	In-Part	Unknown		
-----Number Recovered in 1987-----									
MPVS									
GMC TRUCK									
	2500 CREW C P/U 3/4T	CREW/BONUS CAB	1	0	1	0	0	1	
	2500 PICKUP 3/4T	2500 PICKUP 3/4T	11	2	4	0	0	6	
	2500 PICKUP 3/4T 4X4	4WD	14	1	6	0	0	7	
	3500 CHASSIS CAB 1T	3500 CHASSIS CAB 1T	4	1	0	0	0	1	
	3500 CREW C P/U 1T	CREW/BONUS CAB	3	0	1	1	0	2	
	3500 PICKUP 1T	3500 PICKUP 1T	5	1	0	1	0	2	
	CABALLERO	CABALLERO	2	0	1	1	0	2	
	CUTAWAY/RV C VAN 1T	CUTAWAY/RV C VAN 1T	2	0	0	1	1	2	
	JIMMY 1/2T 4X4	4WD	24	2	5	3	2	12	
	RALLY WAGON 3/4T	RALLY WAGON 3/4T	3	0	1	0	0	1	
	S15 JIMMY	S15 JIMMY	25	5	11	3	2	21	
	S15 PICKUP	S15 PICKUP	15	3	6	3	1	13	
	SAFARI CARGO VAN	TRUCK	10	1	4	0	1	6	
	SAFARI VAN	MPV	2	0	2	0	0	2	
	SUBURBAN 1/2T	SUBURBAN 1/2T	29	2	19	3	0	24	
	SUBURBAN 1/2T 4X4	4-WHEEL DRIVE	1	0	0	1	0	1	
	SUBURBAN 1/2T 4X4	4WD	4	1	0	1	0	2	
	SUBURBAN 3/4T 4X4	4-WHEEL DRIVE	1	0	1	0	0	1	
	T15 JIMMY 4X4	4WD	63	3	37	7	3	50	
	T15 PICKUP 4X4	T15 PICKUP 4X4	10	0	5	1	0	6	
	TRUCK	TRUCK	9	0	5	1	1	7	
	VANDURA 1/2T	VANDURA 1/2T	1	0	1	0	0	1	
	VANDURA 3/4T	INCOMPLETE	30	1	18	4	1	24	
	VANDURA 3/4T	VANDURA 3/4T	7	1	5	0	1	7	
JEEP									
	CHEROKEE 4X2	CHEROKEE 4X2	4	1	3	0	0	4	
	CHEROKEE 4X4	CHEROKEE 4X4	93	7	54	4	6	71	
	CHEROKEE 4x4	CHEROKEE 4x4	5	0	4	1	0	5	
	CJ-7 ROADSTER	CJ-7 ROADSTER	62	8	13	4	4	29	
	SCRAMBLER	SCRAMBLER	1	1	0	0	0	1	
	TRUCK	TRUCK	1	1	0	0	0	1	
	WAGONEER	WAGONEER	18	5	9	1	1	16	
	WAGONEER/G. WAGONEER	WAGONEER/G. WAGONEER	17	3	5	3	2	13	
MITSUBISHI									
	MONTERO 4X4	SPORT	2	0	1	0	1	2	
	PICKUP 4X2	HIGH(SP)	2	1	1	0	0	2	
	PICKUP 4X2	MIGHTY MAX(ECONOMY)	1	0	1	0	0	1	
	PICKUP STD 4X2	LOW(S)	17	6	5	1	2	14	
	PICKUP STD 4X4	HIGH(SP)	1	0	0	0	1	1	
OPEL/ISUZU									
	P/U LN 1/2T 4X2	P/U LN 1/2T 4X2	9	0	3	0	0	3	
	P/U SH 1/2T 4X2	P/U SH 1/2T 4X2	14	4	4	2	0	10	
	P/U SH 1/2T 4X4	P/U SH 1/2T 4X4	3	0	2	1	0	3	
	TROOPER II 4X4	TROOPER II 4X4	6	1	3	0	1	5	
PLYMOUTH TRUCK									
	VOYAGER WAGON	LE	15	2	8	3	1	14	
	VOYAGER WAGON	SE	19	1	11	2	4	18	
	VOYAGER WAGON	VOYAGER WAGON	5	1	2	0	2	5	

Table B 3. Thefts and Recoveries of 1985 Model Year vehicles during calendar year 1987

Make	Series	Model	Number Recovered in 1987					Total
			Thefts	Intact	In-Whole	In-Part	Condition Unknown	
MPVS								
SUBARU								
	BRAT 4X4	GL	2	0	1	0	0	1
	DL/GL 4D SEDAN	GL	25	7	11	3	0	21
	DL/GL 4D SEDAN	GL-10	8	1	4	0	1	6
	DL/GL SW	GL	8	3	4	0	1	8
	DL/GL SW	GL-10	1	0	0	0	0	0
	DL/GL SW 4WD	DL	1	0	1	0	0	1
	DL/GL SW 4WD	GL	12	2	7	2	0	11
	DL/GL SW 4WD	GL TURBO	2	0	1	1	0	2
	GL 4D 4WD	GL	2	0	1	0	0	1
	GL 4D 4WD	GL TURBO	4	0	1	2	1	4
	GL 4D 4WD	RX TURBO	1	0	0	1	0	1
	HARDTOP/XT 2D 4WD	GL-10 TURBO	3	1	0	0	1	2
SUZUKI								
	JIMNY 4X4	OPEN TOP	2	0	1	0	0	1
	TRUCK	TRUCK	1	0	0	0	0	0
TOYOTA								
	4RUNNER PICKUP	4RUNNER PICKUP	53	13	25	6	2	46
	4RUNNER WAGON	DELUXE	7	0	6	0	0	6
	4RUNNER WAGON	SR5	36	7	14	6	3	30
	CARGO VAN 4X2	CARGO VAN 4X2	60	19	26	4	5	54
	LAND CRUISER SW	LAND CRUISER SW	4	1	0	1	0	2
	P/U X CAB 1/2T 4X4	DELUXE	53	11	25	8	1	45
	P/U X CAB 1/2T 4X4	SR5 SPORT	64	16	16	12	5	49
	P/U XTRA CAB 1/2T	SR5	8	2	4	0	0	6
	P/U XTRA CAB 1/2T	SR5 SPORT	156	52	71	18	3	144
	PICKUP LN 1/2T 4X4	DELUXE	43	8	16	8	0	32
	PICKUP LN 1/2T 4X4	SR5 SPORT	28	10	5	6	1	22
	PICKUP LONG 1/2T	PICKUP LONG 1/2T	108	46	32	15	5	98
	PICKUP SH 1/2T 4X4	PICKUP SH 1/2T 4X4	124	17	50	23	4	94
	PICKUP SHORT 1/2T	PICKUP SHORT 1/2T	121	33	46	23	4	106
	TRUCK	TRUCK	11	7	3	0	0	10
	VAN 4X2	DELUXE	12	2	8	1	0	11
	VAN 4X2	LE (LUX. EDN)	76	30	27	12	1	70
VOLKSWAGEN								
	VANAGON	BUS	5	3	1	1	0	5
	VANAGON CAMPER	KOMBI	1	1	0	0	0	1
	VANAGON CAMPER	VANAGON CAMPER	1	0	1	0	0	1
		Subtotal:	512	710	1943	694	271	3618
TRUCKS								
MACK								
	TRUCK	TRUCK	4	2	1	0	0	3
		Subtotal:	4	2	1	0	0	3

Table B 3. Thefts and Recoveries of 1985 Model Year vehicles during calendar year 1987

Make	Series	Model	-----Number Recovered in 1987-----					Total
			Number of Thefts	Intact	In-Whole	In-Part	Condition Unknown	
MOTORCYCLES								
BMW	MOTORCYCLE	MOTORCYCLE	3	0	2	0	0	2
HARLEY-DAVIDSON	FX	FXWG-80	5	0	0	0	0	0
	MOTORCYCLE	MOTORCYCLE	53	3	1	2	3	9
	XL	XLH	5	1	1	0	0	2
HONDA	MOTORCYCLE	MOTORCYCLE	321	43	83	9	19	154
KAWASAKI	MOTORCYCLE	MOTORCYCLE	122	16	24	4	4	48
SUZUKI	MOTORCYCLE	MOTORCYCLE	47	3	7	0	8	18
YAMAHA	MOTORCYCLE	MOTORCYCLE	90	16	19	6	6	47
		Subtotal:	646	82	137	21	40	280
		Undeciphered VIN'S:	91	8	34	9	4	55
		Totals:	22132	2475	10775	2851	1487	17588

+ Series subject to the Theft Prevention Standard in 1988 only.

* Series also had passive anti-theft device in 1985-1986.

Table B 4. Thefts and Recoveries of 1988 Model Year vehicles during calendar year 1988

Make	Series	Model	Number					Condition	
			Thefts	Intact	In-Whole	In-Part	Unknown	Total	
-----Number Recovered in 1988-----									
UNMARKED PASSENGER CARS									
ACURA	INTEGRA 2D	LS	18	3	6	2	3	14	
	INTEGRA 2D	LS SPECIAL	11	1	7	0	2	10	
	INTEGRA 2D	RS	15	4	8	0	3	15	
	INTEGRA 4D	LS	6	3	1	2	0	6	
	INTEGRA 4D	RS	4	0	2	0	2	4	
AUDI	80 4D	80 4D	2	0	2	0	0	2	
BMW	325 I CONV	325 I CONV	4	0	1	0	0	1	
BUICK	CENTURY 4D	CUSTOM	47	1	24	2	10	37	
	CENTURY 4D	LIMITED	8	1	7	0	0	8	
	CENTURY SW	CUSTOM	1	0	0	1	0	1	
	CENTURY SW	ESTATE	1	0	1	0	0	1	
	SKYHAWK 2D	CUSTOM	9	0	5	2	0	7	
	SKYHAWK 4D	CUSTOM	11	2	7	1	1	11	
	SKYHAWK SW	CUSTOM	1	0	0	0	1	1	
	SKYLARK 2D	CUSTOM	5	0	4	0	0	4	
	SKYLARK 4D	LIMITED	1	1	0	0	0	1	
	SKYLARK 4D	SKYLARK 4D	10	0	7	0	3	10	
	SOMERSET 2D	CUSTOM	14	2	3	1	6	12	
	SOMERSET 2D	LIMITED	2	0	0	1	1	2	
CADILLAC	BROUGHAM 4D	BROUGHAM 4D	130	7	64	15	24	110	
	CIMARRON 4D	CIMARRON 4D	6	1	4	0	1	6	
	FLEETWOOD 4D FWD	D'ELEGANCE	17	2	6	1	5	14	
CHEVROLET	BERETTA 2D	BERETTA 2D	169	27	78	6	30	141	
	CAPRICE 4D	BROUGHAM	50	2	18	8	12	40	
	CAPRICE 4D	CAPRICE 4D	7	0	1	1	2	4	
	CAPRICE 4D	CLASSIC	59	2	19	3	11	35	
	CAPRICE SW	CLASSIC	24	0	17	0	3	20	
	CAVALIER 2D	CAVALIER 2D	32	5	9	3	7	24	
	CAVALIER 2D	RS	24	2	12	1	7	22	
	CAVALIER 2D	Z24	141	5	82	9	31	127	
	CAVALIER 4D	CAVALIER 4D	31	10	10	0	8	28	
	CAVALIER 4D	RS	4	0	1	1	2	4	
	CAVALIER CONV	Z24	13	1	7	3	2	13	
	CAVALIER SW	CAVALIER SW	4	1	0	0	2	3	
	CELEBRITY 2D	CELEBRITY 2D	4	0	1	2	0	3	
	CELEBRITY 4D	CELEBRITY 4D	104	9	53	10	14	86	
	CELEBRITY SW	CELEBRITY SW	8	1	4	0	1	6	
	CORSICA 4D	CORSICA 4D	95	11	43	2	20	76	
	MONTE CARLO 2D	MONTE CARLO 2D	189	5	84	23	34	146	
	SPECTRUM 2D	SPECTRUM 2D	19	1	13	1	3	18	
	SPECTRUM 4D	SPECTRUM 4D	66	8	34	4	12	58	

Table B 4. Thefts and Recoveries of 1988 Model Year vehicles during calendar year 1988

Make	Series	Model	-----Number Recovered in 1988-----					Total
			Number of Thefts	Intact	In-Whole	In-Part	Condition Unknown	
UNMARKED PASSENGER CARS								
CHEVROLET								
	SPRINT 2D	ER	3	1	1	0	1	3
	SPRINT 2D	SPRINT 2D	10	3	2	1	4	10
	SPRINT 4D	SPRINT 4D	6	3	1	0	1	5
CHRYSLER								
	N. YORKER 4D(C BODY)	LANDAU	17	2	11	1	2	16
	NEW YORKER 4D (E BOD	NEW YORKER 4D (E BOD	11	0	6	0	3	9
	NEW YORKER 4D RWD	NEW YORKER 4D RWD	7	0	3	1	1	5
DATSUN/NISSAN								
	200SX	200SX	12	1	5	0	3	9
	PULSAR 2D	XE	19	4	4	1	6	15
	SENTRA 2D	SENTRA 2D	96	19	32	4	25	80
	SENTRA 4D	SENTRA 4D	29	4	14	0	7	25
	SENTRA SW	SENTRA SW	1	1	0	0	0	1
	STANZA 4D	STANZA 4D	34	2	14	1	11	28
	STANZA SW	STANZA SW	1	0	0	0	0	0
DODGE								
	DYNASTY 4D	DYNASTY 4D	10	1	2	1	3	7
	DYNASTY 4D	LE	9	1	3	1	3	8
	OMNI 4D	OMNI 4D	15	3	4	0	6	13
	SHADOW 2D	SHADOW 2D	17	3	7	1	3	14
	SHADOW 4D	SHADOW 4D	59	7	24	1	17	49
DODGE/MITSUBISHI								
	COLT 2D	DL	5	1	0	0	3	4
	COLT 2D	DL/GTS	1	0	0	0	0	0
	COLT 2D	E	26	5	9	0	4	18
	COLT 2D HTCH	DL/GTS	1	0	0	0	0	0
	COLT 4D	DL	20	1	16	0	2	19
	COLT 4D	E	23	1	16	1	4	22
	COLT 4D	PREMIER	12	0	7	0	4	11
FORD								
	ESCORT 2D	GL	42	3	16	3	14	36
	ESCORT 2D	GT	59	7	25	5	15	52
	ESCORT 2D	LX	21	2	5	2	9	18
	ESCORT 2D	PONY	31	6	13	2	4	25
	ESCORT 4D	GL	40	7	26	0	5	38
	ESCORT 4D	LX	21	2	6	2	6	16
	ESCORT SW	GL	14	3	5	1	4	13
	EXP 2D	ESCORT EXP SPORT	17	3	5	1	4	13
	FESTIVA 2D	L	15	5	6	0	4	15
	FESTIVA 2D	LX	16	2	6	1	2	11
	FORD LTD 4D	CROWN VICTORIA	8	2	2	1	0	5
	FORD LTD 4D	CROWN VICTORIA LX	25	1	4	2	1	8
	FORD LTD 4D	CROWN VICTORIA S	1	0	1	0	0	1
	FORD LTD SW	COUNTRY SQUIRE	2	1	1	0	0	2
	FORD LTD SW	COUNTRY SQUIRE LX	2	1	0	0	0	1
	TAURUS 4D	GL	28	4	7	1	8	20
	TAURUS 4D	L	22	6	8	0	2	16
	TAURUS 4D	LX	15	5	5	1	3	14

Table B 4. Thefts and Recoveries of 1988 Model Year vehicles during calendar year 1988

Make	Series	Model	Number of				Condition	
			Thefts	Intact	In-Whole	In-Part	Unknown	Total
-----Number Recovered in 1988-----								
UNMARKED PASSENGER CARS								
FORD								
	TAURUS SW	GL	3	0	2	0	0	2
	TAURUS SW	L	7	1	2	0	3	6
	TAURUS SW	LX	2	1	1	0	0	2
	TEMPO 2D	GL	7	2	0	0	0	2
	TEMPO 4D	GL	40	7	11	0	14	32
	TEMPO 4D	LX	9	1	3	0	2	6
	TEMPO 4D	SPORT	1	0	1	0	0	1
	TEMPO 4D 4WD	ALL WHEEL	4	0	2	0	2	4
HONDA								
	ACCORD 2D	ACCORD 2D	16	6	5	0	3	14
	ACCORD 4D	ACCORD 4D	35	11	9	2	9	31
	ACCORD 4D	LX	132	18	65	2	30	115
	ACCORD 4D	LXI	79	17	37	7	11	72
	ACCORD LX 2D	LXI	8	0	4	0	3	7
	CIVIC CVCC 3D	DX	12	1	2	0	1	4
	CIVIC CVCC 4D	CIVIC CVCC 4D	5	2	1	1	1	5
	CIVIC CVCC 4D	DX	46	7	20	0	13	40
	CIVIC CVCC 4D	LX	7	3	3	0	1	7
	CIVIC CVCC/CRX 2D	CRX	19	2	8	3	2	15
	CIVIC CVCC/CRX 2D	CRX HF	9	3	3	0	2	8
	CIVIC CVCC/CRX 2D	CRX SI	13	0	3	3	2	8
	PRELUDE	S	48	6	18	6	9	39
	PRELUDE	SI	115	18	48	15	17	98
HYUNDAI								
	EXCEL 2D	EXCEL 2D	40	4	26	0	4	34
	EXCEL 2D	GL	61	8	25	4	15	52
	EXCEL 2D	GLS	52	3	21	4	20	48
	EXCEL 4D	EXCEL 4D	7	1	5	0	1	7
	EXCEL 4D	GL	196	31	104	7	31	173
	EXCEL 4D	GLS	168	26	84	13	26	149
JAGUAR								
	XJ-SC 2D	XJ-SC 2D	3	2	0	0	0	2
MAZDA								
	323 2D	323 2D	49	9	26	3	8	46
	323 4D	323 4D	193	21	115	14	33	183
MERCURY								
	MARQUIS/G. MARQ. SW	COLONY PARK LS	1	0	1	0	0	1
	MARQUIS/G. MARQ. 4D	GRAND MARQUIS GS	38	1	3	1	1	6
	MARQUIS/G. MARQ. 4D	GRAND MARQUIS LS	61	1	2	1	0	4
	SABLE 4D	GS	5	0	2	0	2	4
	SABLE 4D	LS	10	1	6	0	2	9
	SABLE SW	GS	1	0	0	0	0	0
	SABLE SW	LS	1	0	0	0	1	1
	TOPAZ 2D	GS	2	1	1	0	0	2
	TOPAZ 2D	SPORT	3	1	1	0	0	2
	TOPAZ 4D	GS	19	6	5	2	6	19
	TOPAZ 4D	LS	2	0	2	0	0	2
	TRACER 2D	LS	40	2	20	0	15	37

Table B 4. Thefts and Recoveries of 1988 Model Year vehicles during calendar year 1988

Make	Series	Model	-----Number Recovered in 1988-----					Total
			Number of Thefts	Intact	In-Whole	In-Part	Condition Unknown	
UNMARKED PASSENGER CARS								
MERCURY								
	TRACER 4D	LS	31	1	12	3	10	26
MITSUBISHI								
	MIRAGE 2D	SPECIAL	6	1	4	0	0	5
	MIRAGE 4D	HIGH/PREM(L/LS)	58	5	23	4	12	44
OLDSMOBILE								
	CALAIS 2D	CALAIS 2D	51	3	26	4	12	45
	CALAIS 2D	INTERNATIONAL	9	1	4	2	0	7
	CALAIS 2D	SUPREME	3	1	1	0	0	2
	CALAIS 4D	CALAIS 4D	15	0	9	1	3	13
	CALAIS 4D	INTERNATIONAL	5	0	4	0	1	5
	CALAIS 4D	SUPREME	5	1	2	0	1	4
	CUST. CRUISER SW	CUST. CRUISER SW	9	1	4	0	4	9
	FIRENZA 2D	FIRENZA 2D	1	0	0	0	1	1
	FIRENZA 4D	FIRENZA 4D	6	1	3	0	2	6
	FIRENZA SW	FIRENZA SW	2	0	1	1	0	2
OPEL/ISUZU								
	I-MARK 4D FWD	I-MARK 4D FWD	16	1	7	0	7	15
PLYMOUTH								
	HORIZON 4D	HORIZON 4D	30	0	9	2	13	24
	SUNDANCE 2D	SUNDANCE 2D	22	1	13	1	7	22
	SUNDANCE 4D	SUNDANCE 4D	51	6	25	4	12	47
PONTIAC								
	2000 2D CONV	SUNBIRD GT	1	0	0	0	1	1
	6000 4D	6000 4D	32	2	16	4	5	27
	6000 4D	LE	16	1	5	0	6	12
	6000 4D	SE	5	0	4	0	1	5
	6000 4D	STE	2	0	2	0	0	2
	6000 SW	6000 SW	1	0	1	0	0	1
	6000 SW	LE	1	0	0	0	1	1
	GRAND AM 2D	GRAND AM 2D	147	18	70	9	29	126
	GRAND AM 2D	LE	29	2	16	4	7	29
	GRAND AM 2D	SE	47	2	19	11	12	44
	GRAND AM 4D	GRAND AM 4D	90	8	53	5	14	80
	GRAND AM 4D	LE	10	1	8	0	0	9
	GRAND AM 4D	SE	18	2	13	1	1	17
	J2000/2000 2D	SUNBIRD GT	16	3	9	0	4	16
	J2000/2000 2D	SUNBIRD SE	38	3	23	1	8	35
	J2000/2000 4D	SUNBIRD	16	0	10	1	4	15
	J2000/2000 4D	SUNBIRD SE	3	0	1	0	2	3
	LEMANS 2D	GSE	5	0	5	0	0	5
	LEMANS 2D	LEMANS 2D	25	1	11	0	10	22
	LEMANS 4D	LEMANS 4D	22	3	11	0	5	19
	PARISIENNE SW	SAFARI	5	0	4	0	0	4
PORSCHE								
	944 COUPE	TURBO	1	0	0	0	0	0
RENAULT/EAGLE								
	ALLIANCE 4D	ALLIANCE 4D	3	1	1	0	1	3
	MEDALLION 4D	DI.	11	1	4	0	2	7

Table B 4. Thefts and Recoveries of 1988 Model Year vehicles during calendar year 1988

Make	Series	Model	Number				Condition	
			Thefts	Intact	In-Whole	In-Part	Unknown	Total
-----Number Recovered in 1988-----								
UNMARKED PASSENGER CARS								
RENAULT/EAGLE								
	MEDALLION 4D	LX	11	2	4	0	2	8
	MEDALLION SW	DL	3	0	2	0	1	3
TOYOTA								
	COROLLA TERCEL 2D	COROLLA TERCEL 2D	21	7	8	2	3	20
	COROLLA TERCEL 2D	DELUXE	6	3	0	0	0	3
	COROLLA TERCEL 2D	EZ	4	0	3	0	1	4
	COROLLA TERCEL 4D	DELUXE	1	0	1	0	0	1
	TERCEL SW 4WD	DELUXE	1	0	1	0	0	1
VOLKSWAGEN								
	FOX 2D	FOX 2D	16	3	7	0	4	14
	FOX 4D	GL	31	4	16	2	3	25
	FOX SW	GL	10	0	3	0	5	8
	GOLF 2D	GL	6	0	2	0	0	2
	GOLF 4D	GL	4	0	2	0	1	3
	JETTA SEDAN	JETTA SEDAN	1	0	1	0	0	1
VOLVO								
	740 SW	740 GLE	2	2	0	0	0	2
	760/740 4D	740 GLE	12	0	5	0	5	10
	760/740 SW	740 GLE	4	2	0	0	1	3
YUGO								
	YUGO 2D	GV	20	2	7	1	7	17
	YUGO 2D	GVS	2	0	1	0	1	2
		Subtotal:	4777	561	2160	292	979	3992
MARKED PASSENGER CARS								

ACURA								
	LEGEND 2D	SUNROOF	2	0	0	1	1	2
	LEGEND 2D	SUNROOFOPTION	16	1	4	0	6	11
	LEGEND 4D	L	16	2	7	1	3	13
	LEGEND 4D	LEGEND 4D	20	3	12	1	2	18
ALFA ROMEO								
	MILANO 4D	GOLD	2	0	2	0	0	2
	MILANO 4D	GREEN	3	0	0	0	1	1
BMW								
	528 E 4D	528 E 4D	9	2	4	0	1	7
	M3 2D	M3 2D	3	3	0	0	0	3
BUICK								
	ELECTRA 4D FWD	PARK AVENUE	56	3	28	5	12	48
	ELECTRA 4D RWD	LIMITED	4	0	2	0	1	3
	ELECTRA SW RWD	ESTATE	5	0	1	1	2	4
	LESABRE 2D	CUSTOM	20	1	13	0	3	17
	LESABRE 2D	LIMITED	3	0	2	0	1	3
	LESABRE 4D	CUSTOM	40	1	17	5	14	37
	LESABRE 4D	LIMITED	38	5	20	4	9	38
	LESABRE SW	ESTATE	2	0	1	0	0	1

Table B 4. Thefts and Recoveries of 1988 Model Year vehicles during calendar year 1988

Make	Series	Model	Number of				Condition	
			Thefts	Intact	In-Whole	In-Part	Unknown	Total
-----Number Recovered in 1988-----								
MARKED PASSENGER CARS								
BUICK								
	+REGAL 2D FWD	CUSTOM	17	4	6	0	4	14
	+REGAL 2D FWD	LIMITED	9	1	4	0	3	8
	RIVIERA 2D	LUXURY	3	0	1	1	0	2
CADILLAC								
	DEVILLE 2D FWD	DEVILLE 2D FWD	40	2	21	5	9	37
	DEVILLE 4D FWD	DEVILLE 4D FWD	112	3	67	7	17	94
	ELDORADO 2D	ELDORADO 2D	22	2	7	0	7	16
	SEVILLE 4D	SEVILLE 4D	6	0	1	0	1	2
CHEVROLET								
	CAMARO	CAMARO	567	25	294	60	114	493
	CAMARO	Z28	30	1	10	6	8	25
	NOVA 4D	NOVA 4D	44	6	23	3	11	43
CHRYSLER								
	LEBARON 2D	LEBARON 2D	55	10	27	1	9	47
	LEBARON 2D CONV	LEBARON 2D CONV	32	5	18	0	4	27
	LEBARON 4D	LEBARON 4D	10	1	0	0	3	4
	LEBARON GTS 4D	LEBARON GTS 4D	9	0	6	0	2	8
	LEBARON SW	TOWN & COUNTRY	3	0	3	0	0	3
	NEW YORKER 4D RWD	5TH AVE. EDITION	23	5	8	3	5	21
DODGE								
	600 4D	600 4D	10	2	2	2	2	8
	600 4D	SE	4	0	1	0	1	2
	ARIES 4D	LE	43	10	10	3	12	35
	DAYTONA 2D	DAYTONA 2D	58	7	25	3	19	54
	DAYTONA 2D	PACIFICA	1	0	1	0	0	1
	DAYTONA 2D	SHELBY Z	18	0	10	3	3	16
	DIPLOMAT 4D	SALON	1	0	0	0	0	0
	DIPLOMAT 4D	SE	2	0	1	0	0	1
	LANCER 4D	ES	2	0	1	0	1	2
	LANCER 4D	LANCER 4D	6	2	2	1	1	6
FORD								
	MUSTANG	GT	134	10	47	18	26	101
	MUSTANG	LX	97	8	32	5	28	73
	MUSTANG CONV	GT	39	6	15	3	4	28
	MUSTANG CONV	LX	14	6	4	0	3	13
	THUNDERBIRD 2D	LX	7	0	1	0	0	1
	THUNDERBIRD 2D	SPORT	9	2	2	0	2	6
	THUNDERBIRD 2D	THUNDERBIRD 2D	37	2	7	1	2	12
	THUNDERBIRD 2D	TURBO	58	7	14	5	7	33
JAGUAR								
	XJ-S 2D	XJ-S 2D	4	0	2	0	0	2
	XJ6 4D	XJ6 4D	7	2	1	0	3	6
LINCOLN								
	LINCOLN CONT 4D	CARTIER	4	0	0	0	1	1
	LINCOLN CONT 4D	SIGNATURE	58	7	10	0	8	25
	LINCOLN CONT. 4D	TOWN CAR	56	3	10	2	11	26
	MARK VII 2D	BLASS	6	0	2	0	2	4
	MARK VII 2D	HORIZON LSC	30	3	12	0	5	20

Table B 4. Thefts and Recoveries of 1988 Model Year vehicles during calendar year 1988

Make	Series	Model	Number				Condition		Total
			Thefts	Intact	In-Whole	In-Part	Unknown		
-----Number Recovered in 1988-----									
MARKED PASSENGER CARS									
MERCEDES BENZ									
	190 D 4D	2.5L	4	0	0	0	2	2	
	190 E 4D	2.3L	8	1	1	0	3	5	
	300 E 4D	300 E 4D	11	1	3	1	1	6	
	+300 SEL 4D	300 SEL 4D	5	1	0	0	1	2	
	420 SEL 4D	420 SEL 4D	6	1	2	0	1	4	
	560 SEL 4D	560 SEL 4D	1	0	0	0	0	0	
	560 SL CONV	ROADSTER	14	2	3	2	3	10	
MERCURY									
	COUGAR 2D	LS	79	2	22	3	8	35	
	COUGAR 2D	XR-7	17	1	6	0	2	9	
MERKUR									
	+SCORPIO 4D	SCORPIO 4D	5	1	3	0	0	4	
	XR4TI 2D	XR4TI 2D	1	0	0	0	0	0	
MITSUBISHI									
	CORDIA 2D	HIGH/PREM(L/LS)	11	1	7	0	3	11	
OLDSMOBILE									
	98 4D FWD	REGENCY	24	0	15	2	5	22	
	98 4D FWD	REGENCY BROUGHAM	53	3	26	8	12	49	
	98 4D FWD	TOURING	10	0	5	3	2	10	
	+CIERA 2D	CIERA BROUGHAM	2	1	1	0	0	2	
	+CIERA 2D	CIERA INTERNATIONAL	8	0	3	1	3	7	
	+CIERA 2D	CIERA LS	4	0	3	0	1	4	
	+CIERA 4D	CIERA BROUGHAM	38	2	17	4	8	31	
	+CIERA 4D	CIERA INTERNATIONAL	16	2	7	2	2	13	
	+CIERA 4D	CIERA LS	30	2	11	4	10	27	
	+CIERA 4D	LS	100	6	54	7	22	89	
	+CUTLASS 2D	CUTLASS SUPREME	44	3	21	3	8	35	
	+CUTLASS 2D	SUPREME BROUGHAM	44	0	28	1	8	37	
	+CUTLASS 2D FWD	CUTLASS SUPREME	8	1	3	1	1	6	
	+CUTLASS 4D	BROUGHAM	7	0	3	0	2	5	
	+CUTLASS 4D	CUTLASS SUPREME	2	0	2	0	0	2	
	+CUTLASS SW	CRUISER	2	0	0	0	2	2	
	DELTA-88 2D	ROYALE	5	0	2	0	2	4	
	DELTA-88 2D	ROYALE BROUGHAM	5	1	3	0	0	4	
	DELTA-88 4D	ROYALE	53	1	28	4	13	46	
	DELTA-88 4D	ROYALE BROUGHAM	63	4	37	6	10	57	
	TORONADO	BROUGHAM	3	0	2	0	1	3	
	TORONADO	TROFEO	4	0	2	2	0	4	
PLYMOUTH									
	CARAVELLE 4D	CARAVELLE 4D	11	1	5	0	3	9	
	CARAVELLE 4D	SPECIAL EDITION	3	0	0	1	1	2	
	GRAN FURY 4D	SALON	1	0	1	0	0	1	
	RELIANT 4D	LE	31	9	13	0	9	31	
PONTIAC									
	BONNEVILLE 4D	BONNEVILLE 4D	27	0	17	2	5	24	
	BONNEVILLE 4D	LE	59	5	31	5	12	53	
	BONNEVILLE 4D	SSE	25	1	19	3	2	25	
	FIERO 2D	FIERO 2D	66	4	42	3	14	63	

Table B 4. Thefts and Recoveries of 1988 Model Year vehicles during calendar year 1988

Make	Series	Model	-----Number Recovered in 1988-----					Total
			Number of Thefts	Intact	In-Whole	In-Part	Condition Unknown	
MARKED PASSENGER CARS								
PONTIAC								
	FIERO 2D	GT	22	0	12	3	4	19
	FIREBIRD	FIREBIRD	340	19	185	36	70	310
	FIREBIRD	TRANS/AM	176	4	86	29	29	148
	+GRAND PRIX	GRAND PRIX	10	1	6	0	3	10
	+GRAND PRIX	LE	4	0	2	0	1	3
	+GRAND PRIX	SE	7	2	4	0	1	7
PORSCHÉ								
	911 COUPE	911 COUPE	3	0	2	0	1	3
	911 COUPE	TURBO	1	0	0	0	0	0
	911 TARGA/CABRIOLET	911 TARGA/CABRIOLET	15	1	2	2	1	6
	+924 COUPE	S	4	0	2	0	2	4
	928 COUPE	928 COUPE	3	0	1	0	0	1
TOYOTA								
	CAMRY 4D	CAMRY 4D	26	2	18	1	1	22
	CAMRY 4D	DELUXE	70	10	33	2	11	56
	CAMRY 4D	LE (LUX. EDN)	49	4	25	1	13	43
	CAMRY SW	DELUXE	2	0	0	0	0	0
	CAMRY SW	LUX. EDN	1	0	1	0	0	1
	CELICA	GT	16	1	1	0	6	8
	CELICA	GT-S	2	1	1	0	0	2
	CELICA	ST	10	2	4	1	2	9
	CELICA CONV	GT-S	7	0	3	0	2	5
	COROLLA 2D	GT-S	11	4	4	0	2	10
	COROLLA 2D	SR5 SPORT	5	1	2	0	0	3
	COROLLA FX 2D	COROLLA FX 2D	9	3	4	0	0	7
	COROLLA SEDAN	DELUXE	52	8	23	2	9	42
	COROLLA SEDAN	LE (LUX. EDN)	3	1	1	0	0	2
	MR2	MR2	5	0	3	0	1	4
	MR2	SUPERCHARGED	4	1	1	0	1	3
	MR2	T-BAR	4	0	2	2	0	4
VOLKSWAGEN								
	+RABBIT 2D	L	3	0	3	0	0	3
		Subtotal:	3700	285	1700	297	736	3018
ANTI-THEFT EXEMPT PASSENGER CARS								

AUDI								
	5000 4D	S	1	0	1	0	0	1
BMW								
	735 I 4D	735 I 4D	14	3	3	0	4	10
CADILLAC								
	ALLANTE CONV	ALLANTE CONV	1	0	1	0	0	1
CHEVROLET								
	CORVETTE	CORVETTE	34	2	9	2	3	16
	CORVETTE CONV	CORVETTE CONV	17	6	1	1	2	10

Table B 4. Thefts and Recoveries of 1988 Model Year vehicles during calendar year 1988

Make	Series	Model	-----Number Recovered in 1988-----					Total
			Number of Thefts	Intact	In-Whole	In-Part	Condition Unknown	
ANTI-THEFT EXEMPT PASSENGER CARS								
CHRY/PLYM/MITS								
	CONQUEST 2D	CONQUEST 2D	25	1	16	1	2	20
DATSUN/NISSAN								
	240/260/280/300	300 ZX	17	6	1	0	4	11
	240/260/280/300 2+2	300 ZX	4	0	2	1	1	4
	810/MAXIMA SEDAN	810/MAXIMA SEDAN	72	9	21	3	16	49
MAZDA								
	929 4D	929 4D	14	2	5	0	3	10
	RX-7 CONV	RX-7 CONV	12	1	7	0	3	11
	RX-7 COUPE	RX-7 COUPE	22	5	7	2	4	18
MITSUBISHI								
	STARION 2D	HIGH/PREM(L/LS)	11	0	2	0	2	4
OPEL/ISUZU								
	IMPULSE 2D	IMPULSE 2D	11	0	3	1	3	7
TOYOTA								
	CRESSIDA 4D	LE (LUX. EDN)	7	1	2	2	1	6
	SUPRA 2D	SUPRA 2D	7	1	1	2	0	4
	SUPRA 2D	TURBO	2	1	0	0	0	1
	SUPRA 2D	WITH SPORT ROOF	15	2	4	0	5	11
		Subtotal:	286	40	86	15	53	194
		Passenger Total:	8763	886	3946	604	1768	7204
MPVS								

CHEVROLET TRUCK								
	10 PICKUP 1/2T	10 PICKUP 1/2T	138	8	52	17	19	96
	10 PICKUP 1/2T 4X4	4WD	6	2	3	0	1	6
	20 CREW C P/U 3/4T	BONUS/CREW CAB	1	0	1	0	0	1
	20 PICKUP 3/4T	20 PICKUP 3/4T	2	1	0	0	0	1
	30 CREW C P/U 1T	BONUS CREW CAB	20	2	6	2	1	11
	ASTRO CARGO VAN	INCOMPLETE	34	2	11	3	8	24
	ASTRO CARGO VAN	TRUCK	14	2	6	2	1	11
	ASTRO VAN	MPV	49	4	30	3	3	40
	BLAZER 1/2T 4X4	4WD	53	2	17	3	2	24
	CHEVYVAN 1/2T	CHEVYVAN 1/2T	10	1	4	1	1	7
	CHEVYVAN 1/2T	INCOMPLETE	1	0	0	0	0	0
	CHEVYVAN 1T	CHEVYVAN 1T	4	0	3	0	1	4
	CHEVYVAN 3/4T	CHEVYVAN 3/4T	19	1	7	2	5	15
	CHEVYVAN 3/4T	INCOMPLETE	90	5	36	15	18	74
	S10 BLAZER	S10 BLAZER	93	1	52	13	15	81
	S10 PICKUP	S10 PICKUP	112	9	44	8	21	82
	SUBURBAN 1/2T	SUBURBAN 1/2T	105	2	38	14	13	67
	SUBURBAN 1/2T 4X4	4WD	20	0	6	1	3	10
	SUBURBAN 3/4T	SUBURBAN 3/4T	8	2	1	1	1	5
	SUBURBAN 3/4T 4X4	4WD	7	0	2	1	4	7
	T10 BLAZER 4X4	4WD	194	8	100	20	32	160

Table B 4. Thefts and Recoveries of 1988 Model Year vehicles during calendar year 1988

Make	Series	Model	-----Number Recovered in 1988-----					Total
			Number of Thefts	Intact	In-Whole	In-Part	Condition Unknown	
MPVS								
CHEVROLET TRUCK	TRUCK	TRUCK	144	9	59	13	23	104
DATSUN/NISSAN	P/U SHORT 4X2	P/U SHORT 4X2	1	0	0	0	0	0
	PATHFINDER	PATHFINDER	54	2	20	3	4	29
	STANZA SW 4WD	4WD	1	0	0	0	0	0
	TRUCK	TRUCK	2	0	2	0	0	2
DODGE TRUCK	AD100 RAMCHARGER	AD100 RAMCHARGER	3	0	1	0	0	1
	AD150 RAMCHARGER 4X2	SPORT	5	0	2	1	1	4
	AW150 RAMCHARGER 4X4	SPORT	4	0	1	0	0	1
	AW150 UTILITY	SPORT	1	0	0	0	0	0
	B150 VAN TRK/INC	INCOMPLETE	2	0	2	0	0	2
	B150 VAN TRK/INC	TRUCK	3	0	1	1	1	3
	B250 VAN MPV	WAGON	1	0	0	0	0	0
	B250 VAN TRK/INC	INCOMPLETE	17	0	6	4	2	12
	B250 VAN TRK/INC	TRUCK	7	0	5	0	1	6
	B350 VAN MPV	BUS	5	1	2	0	1	4
	B350 VAN TRK/INC	TRUCK	1	0	0	0	0	0
	CARAVAN WAGON	CARAVAN WAGON	8	1	1	0	4	6
	CARAVAN WAGON	LE	16	1	9	0	2	12
	CARAVAN WAGON	SE	22	2	9	1	7	19
	CARGO MINIVAN	MINI RAM VAN	3	0	2	0	0	2
	D100/D150 PICKUP	CONVENTIONAL CAB	10	0	2	1	1	4
	DAKOTA PICKUP 4X2	DAKOTA PICKUP 4X2	6	0	3	0	1	4
	GRAND CARAVAN WAGON	LE	7	0	3	0	3	6
	GRAND CARAVAN WAGON	SE	15	2	5	1	5	13
	MINI RAM VAN	MINI RAM VAN	2	1	0	0	1	2
	RAM 50 P/U LONG 4X2	CUSTOM	2	0	2	0	0	2
	RAM 50 P/U LONG 4X2	RAM 50 P/U LONG 4X2	4	0	1	0	1	2
	RAM50/D50 P/U SH 4X2	RAM50/D50 P/U SH 4X2	22	5	7	1	4	17
	RAM50/D50 P/U SH 4X4	RAM50/D50 P/U SH 4X4	4	0	2	1	0	3
	RAM50/D50 P/U SH 4X4	SPORT	1	0	1	0	0	1
	TRUCK	TRUCK	59	9	31	2	7	49
DODGE/MITSUBISHI	COLT VISTA SW	VISTA	6	3	1	0	1	5
	COLT VISTA SW 4X4	VISTA	2	0	1	0	0	1
	RAIDER	RAIDER	1	0	1	0	0	1
FORD TRUCK	BRONCO	4WD	68	6	6	1	7	20
	BRONCO II 4X2	BRONCO II 4X2	20	4	4	2	2	12
	BRONCO II 4X4	BRONCO II 4X4	40	2	15	2	10	29
	E150 ECONO CARGO VAN	CARGO VAN	58	5	19	6	8	38
	E250 ECONO CARGO VAN	CARGO VAN	5	1	0	0	3	4
	E350 ECONO CARGO VAN	CARGO VAN	5	0	3	0	1	4
	F150 PICKUP 4X2	F150 PICKUP 4X2	98	7	28	4	19	58
	F150 PICKUP 4X4	4WD	46	2	11	3	6	22
	F250 PICKUP 4X2	F250 PICKUP 4X2	12	1	4	1	1	7
	F250 PICKUP 4X4	4WD	11	1	3	2	3	9
	F250 SUPER P/U 4X4	SUPER PICKUP 4X4	14	0	4	0	1	5

Table B 4. Thefts and Recoveries of 1988 Model Year vehicles during calendar year 1988

Make	Series	Model	Number of					Total
			Thefts	Intact	In-Whole	In-Part	Unknown	
-----Number Recovered in 1988-----								
MPVS								
FORD TRUCK								
	RANGER PICKUP 4X2	RANGER PICKUP 4X2	114	14	43	3	25	85
	RANGER PICKUP 4X4	4WD	29	3	13	2	1	19
	RANGER SUPER P/U 4X2	SUPER CAB	30	3	13	2	7	25
	RANGER SUPER P/U 4X4	SUPER CAB	8	1	2	0	1	4
	TRUCK	TRUCK	7	1	0	0	1	2
GMC TRUCK								
	1500 PICKUP 1/2T	1500 PICKUP 1/2T	56	4	16	8	8	36
	1500 PICKUP 1/2T 4X4	4-WHEEL DRIVE	8	0	3	1	0	4
	2500 PICKUP 3/4T	2500 PICKUP 3/4T	7	1	1	0	1	3
	2500 PICKUP 3/4T 4X4	4-WHEEL DRIVE	5	0	3	1	1	5
	3500 CREW C P/U 1T	CREW/BONUS CAB	4	0	1	0	0	1
	JIMMY 1/2T 4X4	4-WHEEL DRIVE	37	3	22	5	6	36
	JIMMY 1/2T 4X4	4WD	15	0	4	1	1	6
	S15 PICKUP	S15 PICKUP	16	0	3	2	3	8
	SAFARI VAN	MPV	10	2	6	1	1	10
	SUBURBAN 1/2T 4X4	4WD	8	0	1	1	4	6
	T15 JIMMY 4X4	4WD	48	2	26	4	7	39
	TRUCK	TRUCK	17	1	8	6	0	15
	VANDURA 1/2T	VANDURA 1/2T	1	0	1	0	0	1
	VANDURA 3/4T	INCOMPLETE	13	1	7	2	2	12
	VANDURA 3/4T	VANDURA 3/4T	6	1	3	0	0	4
JEEP								
	CHEROKEE 4X2	CHEROKEE 4X2	55	3	22	8	9	42
	CHEROKEE 4X2	LAREDO	3	1	0	0	1	2
	CHEROKEE 4X4	CHEROKEE 4X4	388	18	217	20	74	329
	CHEROKEE 4X4	LIMITED	20	2	11	1	5	19
	COMANCHE 4X2 LONG	COMANCHE 4X2 LONG	1	0	1	0	0	1
	COMANCHE 4X2 SHORT	COMANCHE 4X2 SHORT	3	0	2	0	1	3
	COMANCHE 4X2 SHORT	ELIMINATOR	11	1	6	1	3	11
	COMANCHE 4X2 SHORT	PIONEER	5	0	4	1	0	5
	COMANCHE 4X4 LONG	COMANCHE 4X4 LONG	2	0	1	0	0	1
	COMANCHE 4X4 SHORT	COMANCHE 4X4 SHORT	3	0	3	0	0	3
	TRUCK	TRUCK	24	2	14	0	2	18
	WAGONEER	WAGONEER	19	3	9	0	1	13
	WAGONEER/G. WAGONEER	GRAND WAGONEER	14	0	4	0	0	4
	WRANGLER 4X4	SAHARA	22	2	10	1	4	17
	WRANGLER 4X4	WRANGLER 4X4	99	6	37	11	21	75
MAZDA								
	B SER. STD P/U 4X2	B SER. STD P/U 4X2	101	11	41	15	17	84
	B SER. STD P/U 4X4	B SER. STD P/U 4X4	2	0	1	0	0	1
	B2000 CAB PLUS P/U	B2000 CAB PLUS P/U	40	10	12	3	9	34
	TRUCK	TRUCK	1	0	1	0	0	1
MITSUBISHI								
	MONTERO 4X4	MONTERO 4X4	22	1	9	1	3	14
	P/U EXT CAB 4X2	MACRO CAB	2	0	0	1	1	2
	P/U LONG 4X2	MIGHTY MAX(ECONOMY)	3	1	1	0	0	2
	PICKUP 4X2	MIGHTY MAX SPORT	3	0	2	0	1	3
	PICKUP 4X2	MIGHTY MAX(ECONOMY)	46	9	17	7	4	37
	TRUCK	TRUCK	4	1	1	1	1	4

Table B 4. Thefts and Recoveries of 1988 Model Year vehicles during calendar year 1988

Make	Series	Model	-----Number Recovered in 1988-----					Total
			Number of Thefts	Intact	In-Whole	In-Part	Condition Unknown	
MPVS								
MITSUBISHI	WAGON VAN	WAGON VAN	3	1	2	0	0	3
PLYMOUTH TRUCK	GRAND VOYAGER WAGON	LE	19	1	13	2	2	18
	GRAND VOYAGER WAGON	SE	23	5	9	0	5	19
	TRUCK	TRUCK	1	0	0	0	1	1
	VOYAGER WAGON	LE	20	2	9	0	8	19
	VOYAGER WAGON	SE	26	1	12	1	8	22
	VOYAGER WAGON	VOYAGER WAGON	9	1	3	0	1	5
SUZUKI	SAMURAI 4X4	OPEN TOP	183	22	81	17	31	151
	SAMURAI VAN 4X4	VAN	14	2	5	0	5	12
	TRUCK	TRUCK	1	0	0	0	0	0
TOYOTA	4RUNNER PICKUP	4RUNNER PICKUP	16	1	8	1	2	12
	4RUNNER PICKUP	SR5	21	1	7	2	4	14
	CARGO VAN 4X2	PANEL VAN	2	1	1	0	0	2
	F/U SH 1/2T 4X4	SR5 SPORT	3	3	0	0	0	3
	PICKUP SH 1/2T 4X4	PICKUP SH 1/2T 4X4	82	5	35	2	12	54
	PICKUP SHORT 1/2T	PICKUP SHORT 1/2T	81	17	32	8	12	69
		Subtotal:	3634	288	1517	299	597	2701
MOTORCYCLES								
HARLEY-DAVIDSON	MOTORCYCLE	MOTORCYCLE	21	1	0	0	1	2
HONDA	MOTORCYCLE	MOTORCYCLE	116	6	17	2	12	37
KAWASAKI	MOTORCYCLE	MOTORCYCLE	73	15	16	0	7	38
SUZUKI	MOTORCYCLE	MOTORCYCLE	4	0	0	0	0	0
YAMAHA	MOTORCYCLE	MOTORCYCLE	16	1	2	0	2	5
		Subtotal:	230	23	35	2	22	82
		Undeciphered VIN'S:	384	45	180	11	50	286
		Totals:	13011	1242	5678	916	2437	10273

+ Series subject to the Theft Prevention Standard in 1988 only.

Table B 5. Thefts and Recoveries of 1987 Model Year vehicles during calendar year 1988

Make	Series	Model	Number				Condition	Total
			Thefts	Intact	In-Whole	In-Part		
-----Number Recovered in 1988-----								
UNMARKED PASSENGER CARS								

ACURA	INTEGRA 2D	LS	41	4	22	5	4	35
	INTEGRA 2D	LS SPECIAL	2	1	1	0	0	2
	INTEGRA 2D	RS	17	5	6	1	3	15
	INTEGRA 4D	LS	29	5	16	1	1	23
	INTEGRA 4D	RS	7	0	5	0	1	6
ALFA ROMEO	MILANO 4D	GOLD	5	1	1	0	1	3
	MILANO 4D	PLATINUM	1	0	1	0	0	1
	MILANO 4D	SILVER	4	1	2	0	1	4
	SPIDER CONV	GRADUATE	1	1	0	0	0	1
	SPIDER CONV	QUADRIFOGLIO	1	0	0	0	1	1
	SPIDER CONV	VELOCE	1	0	1	0	0	1
AUDI	4000 4D	S	25	5	10	0	4	19
	GT COUPE 2D	GT COUPE 2D	2	0	0	0	2	2
BMW	325 I 4D	325 I 4D	11	0	6	0	3	9
	325 I CONV	325 I CONV	19	3	2	0	4	9
	325 IS 2D	325 IS 2D	34	7	6	1	3	17
BUICK	CENTURY 2D	LIMITED	2	0	2	0	0	2
	CENTURY 4D	CUSTOM	113	7	74	8	9	98
	CENTURY 4D	LIMITED	67	5	42	3	9	59
	CENTURY SW	11	1	0	1	0	0	1
	CENTURY SW	CUSTOM	6	1	3	0	0	4
	REGAL 2D RWD	LIMITED	114	3	60	19	12	94
	REGAL 2D RWD	REGAL 2D RWD	302	14	157	27	34	232
	SKYHAWK 2D	CUSTOM	22	4	15	1	2	22
	SKYHAWK 2D	LIMITED	1	0	0	0	0	0
	SKYHAWK 2D	SPORT	2	0	2	0	0	2
	SKYHAWK 4D	CUSTOM	14	0	7	2	2	11
	SKYLARK 4D	LIMITED	6	1	3	0	1	5
	SKYLARK 4D	SKYLARK 4D	27	1	13	2	3	19
	SOMERSET 2D	CUSTOM	28	3	16	4	5	28
	SOMERSET 2D	LIMITED	9	0	3	0	2	5
CADILLAC	BROUGHAM 4D	BROUGHAM 4D	180	11	94	22	25	152
	CIMARRON 4D	CIMARRON 4D	38	5	19	2	6	32
	FLEETWOOD 4D FWD	D'ELEGANCE	35	2	20	8	4	34
CHEVROLET	BERETTA 2D	BERETTA 2D	3	1	1	0	0	2
	CAPRICE 2D	CLASSIC	4	0	4	0	0	4
	CAPRICE 4D	BROUGHAM	147	3	86	15	16	120
	CAPRICE 4D	CAPRICE 4D	17	0	8	0	2	10
	CAPRICE 4D	CLASSIC	78	4	46	8	11	69
	CAPRICE SW	CAPRICE SW	12	2	6	0	2	10

Table B 5. Thefts and Recoveries of 1987 Model Year vehicles during calendar year 1988

Make	Series	Model	Number of				Condition	
			Thefts	Intact	In-Whole	In-Part	Unknown	Total
-----Number Recovered in 1988-----								
UNMARKED PASSENGER CARS								
CHEVROLET								
	CAPRICE SW	CLASSIC	36	2	20	4	4	30
	CAVALIER 2D	CAVALIER 2D	40	5	25	2	3	35
	CAVALIER 2D	Z24	154	10	78	20	22	130
	CAVALIER 4D	CAVALIER 4D	36	5	18	1	6	30
	CAVALIER 4D	CS	30	4	14	3	6	27
	CAVALIER CONV	RS	69	8	37	4	12	61
	CAVALIER SW	CAVALIER SW	13	1	10	0	2	13
	CAVALIER SW	CS	8	3	3	0	1	7
	CELEBRITY 2D	CELEBRITY 2D	24	0	15	1	2	18
	CELEBRITY 4D	CELEBRITY 4D	260	18	144	13	50	225
	CELEBRITY SW	CELEBRITY SW	40	5	23	2	3	33
	CHEVETTE 2D	CHEVETTE 2D	23	2	7	3	7	19
	CHEVETTE 4D	CHEVETTE 4D	5	0	4	0	1	5
	CORSICA 4D	CORSICA 4D	2	0	2	0	0	2
	MONTE CARLO 2D	MONTE CARLO 2D	648	24	340	66	81	511
	SPECTRUM 2D	SPECTRUM 2D	37	8	20	1	6	35
	SPECTRUM 4D	SPECTRUM 4D	159	19	100	3	19	141
	SPRINT 2D	ER	6	1	3	1	0	5
	SPRINT 2D	SPRINT 2D	27	3	9	3	5	20
	SPRINT 4D	SPRINT 4D	18	2	10	0	4	16
CHRYSLER								
	NEW YORKER 4D (E BOD	NEW YORKER 4D (E BOD	79	8	47	5	7	67
DATSUN/NISSAN								
	200SX	200SX	52	9	18	3	9	39
	PULSAR 2D	SE	21	2	12	2	3	19
	PULSAR 2D	XE	69	14	37	2	9	62
	SENTRA 2D	SENTRA 2D	258	46	107	18	32	203
	SENTRA 4D	SENTRA 4D	140	27	60	5	23	115
	SENTRA SW	SENTRA SW	10	2	5	0	3	10
	STANZA 4D	STANZA 4D	136	17	75	3	20	115
	STANZA SW	STANZA SW	10	3	4	0	2	9
DODGE								
	OMNI 4D	OMNI 4D	70	8	41	2	10	61
	OMNI/CHARGER 2D	OMNI/CHARGER 2D	30	4	12	1	5	22
	SHADOW 2D	SHADOW 2D	43	3	24	3	7	37
	SHADOW 4D	SHADOW 4D	55	7	28	3	10	48
	SHELBY CHARGER 2D	SHELBY CHARGER 2D	14	1	5	0	2	8
DODGE/MITSUBISHI								
	COLT 2D	COLT 2D	3	1	0	0	1	2
	COLT 2D	DL	5	2	1	0	2	5
	COLT 2D	DL/GTS	1	0	0	1	0	1
	COLT 2D	E	8	3	3	1	1	8
	COLT 2D HTCH	DL	11	1	5	0	3	9
	COLT 2D HTCH	DL/GTS	2	0	1	1	0	2
	COLT 4D	DL	51	5	29	0	7	41
	COLT 4D	E	44	5	26	1	5	37
	COLT 4D	PREMIER	44	3	27	3	6	39

Table B 5. Thefts and Recoveries of 1987 Model Year vehicles during calendar year 1988

Make	Series	Model	Number Recovered in 1988					Total
			Number of Thefts	Intact	In-Whole	In-Part	Condition Unknown	
UNMARKED PASSENGER CARS								
FORD								
	ESCORT 2D	GL	88	7	32	6	17	62
	ESCORT 2D	GT	83	11	49	4	6	70
	ESCORT 2D	L	4	2	1	0	1	4
	ESCORT 2D	PONY	24	6	9	0	4	19
	ESCORT 4D	GL	76	10	37	8	6	61
	ESCORT 4D	L	23	5	10	1	3	19
	ESCORT SW	GL	28	7	11	2	3	23
	EXP 2D	ESCORT EXP LUXURY	17	1	5	3	5	14
	FAIRMONT FUTURA 2D	FUTURA	24	3	11	0	5	19
	FORD LTD 2D	CROWN VICTORIA	133	7	50	18	18	91
	FORD LTD 2D	CROWN VICTORIA LX	2	0	2	0	0	2
	FORD LTD 4D	CROWN VICTORIA	8	1	1	0	2	4
	FORD LTD 4D	CROWN VICTORIA LX	25	2	2	2	2	8
	FORD LTD 4D	CROWN VICTORIA S	3	1	0	0	1	2
	FORD LTD SW	COUNTRY SQUIRE	1	1	0	0	0	1
	FORD LTD SW	COUNTRY SQUIRE LX	1	1	0	0	0	1
	FORD LTD SW	CROWN VICTORIA	2	0	2	0	0	2
	LTD 4D	LTD 4D	1	0	1	0	0	1
	LTD SW	LTD SW	52	9	22	5	6	42
	TAURUS 4D	GL	47	6	21	4	7	38
	TAURUS 4D	L	37	7	14	1	6	28
	TAURUS 4D	LX	31	2	16	3	3	24
	TAURUS 4D	MT-5	9	1	2	0	2	5
	TAURUS SW	GL	15	3	5	2	1	11
	TAURUS SW	L	7	1	3	0	2	6
	TAURUS SW	LX	6	0	3	0	2	5
	TAURUS SW	MT-5	2	0	2	0	0	2
	TEMPO 2D	GL	11	2	2	0	5	9
	TEMPO 2D	GLX	5	2	0	1	1	4
	TEMPO 2D	L	16	0	8	1	7	16
	TEMPO 2D	LX	1	0	1	0	0	1
	TEMPO 2D	SPORT	9	2	4	2	1	9
	TEMPO 4D	GL	30	5	14	1	3	23
	TEMPO 4D	L	16	0	10	2	2	14
	TEMPO 4D	LX	34	1	17	2	5	25
	TEMPO 4D	SPORT	13	3	2	1	2	8
HONDA								
	ACCORD 2D	ACCORD 2D	18	6	5	1	1	13
	ACCORD 4D	ACCORD 4D	61	15	27	3	5	50
	ACCORD 4D	LX	128	19	70	6	11	106
	ACCORD 4D	LXI	80	10	38	3	9	60
	ACCORD LX 2D	LXI	41	7	19	3	8	37
	CIVIC CVCC 3D	CIVIC CVCC 3D	13	2	5	0	3	10
	CIVIC CVCC 3D	DX	15	5	8	1	0	14
	CIVIC CVCC 3D	SI	15	3	4	0	7	14
	CIVIC CVCC 4D	CIVIC CVCC 4D	128	19	64	5	16	104
	CIVIC CVCC SW	CIVIC CVCC SW	6	5	1	0	0	6
	CIVIC CVCC SW	WAGOVAN	3	2	0	0	0	2

Table B 5. Thefts and Recoveries of 1987 Model Year vehicles during calendar year 1988

Make	Series	Model	-----Number Recovered in 1988-----					Total
			Number of Thefts	Intact	In-Whole	In-Part	Condition Unknown	
UNMARKED PASSENGER CARS								
HONDA								
	CIVIC CVCC/CRX 2D	CRX	38	10	16	3	3	32
	CIVIC CVCC/CRX 2D	CRX HF	14	1	8	1	2	12
	CIVIC CVCC/CRX 2D	CRX SI	47	7	19	5	8	39
	CIVIC SW 4X4	CIVIC SW 4X4	3	2	1	0	0	3
	PRELUDE	PRELUDE	58	6	36	7	3	52
	PRELUDE	SI	109	12	59	16	9	96
HYUNDAI								
	EXCEL 2D	EXCEL 2D	39	6	20	1	6	33
	EXCEL 2D	GL	32	6	15	1	6	28
	EXCEL 2D	GLS	47	7	24	3	7	41
	EXCEL 4D	EXCEL 4D	14	2	12	0	0	14
	EXCEL 4D	GL	185	29	100	2	31	162
	EXCEL 4D	GLS	201	34	96	8	29	167
MASERATI								
	SPYDER CONV	SPYDER CONV	1	0	0	0	0	0
MAZDA								
	323 2D	323 2D	32	5	19	0	3	27
	323 4D	323 4D	177	18	110	8	25	161
	323 SW	323 SW	9	0	8	0	0	8
	626/MX-6 2D	626/MX-6 2D	79	11	44	7	13	75
	RX-7 COUPE	RX-7 COUPE	133	24	68	10	12	114
MERCURY								
	LYNX 2D	GS	8	0	6	1	1	8
	LYNX 2D	L	3	1	2	0	0	3
	LYNX 2D	XR3	6	0	3	1	1	5
	LYNX 4D	GS	10	1	2	1	3	7
	LYNX SW	GS	4	1	1	0	2	4
	MARQUIS/G. MARQ. SW	COLONY PARK LS	2	0	1	0	0	1
	MARQUIS/GRAND MARQUI	GRAND MARQUIS GS	35	1	6	0	2	9
	MARQUIS/GRAND MARQUI	GRAND MARQUIS LS	69	4	13	0	2	19
	SABLE 4D	GS	13	3	5	0	4	12
	SABLE 4D	LS	23	5	8	0	2	15
	SABLE SW	GS	4	1	0	1	0	2
	SABLE SW	LS	7	0	1	1	2	4
	TOPAZ 2D	GS	4	3	1	0	0	4
	TOPAZ 2D	SPORT	6	0	6	0	0	6
	TOPAZ 4D	GS	16	6	3	1	2	12
	TOPAZ 4D	LS	11	2	5	0	3	10
	TOPAZ 4D	SPORT	4	1	3	0	0	4
MITSUBISHI								
	MIRAGE 2D	LOW(S)	2	0	0	0	1	1
	MIRAGE 2D	MEDIUM	9	2	5	0	2	9
	MIRAGE 2D	SPECIAL	4	2	2	0	0	4
	MIRAGE 4D	HIGH/PREM(L/LS)	64	9	42	2	4	57
OLDSMOBILE								
	CALAIS 2D	CALAIS 2D	71	5	33	11	11	60
	CALAIS 2D	SUPREME	27	3	11	5	4	23
	CALAIS 4D	CALAIS 4D	54	6	28	3	13	50

Table B 5. Thefts and Recoveries of 1987 Model Year vehicles during calendar year 1988

Make	Series	Model	Number				Condition	
			Thefts	Intact	In-Whole	In-Part	Unknown	Total
-----Number Recovered in 1988-----								
UNMARKED								
PASSENGER CARS								
OLDSMOBILE								
	CALAIS 4D	SUPREME	28	3	17	2	2	24
	CIERA 2D	CIERA BROUGHAM	18	0	14	2	1	17
	CIERA 2D	CIERA LS	35	2	22	2	6	32
	CIERA 4D	CIERA BROUGHAM	130	7	80	7	12	106
	CIERA 4D	LS	165	19	97	9	19	144
	CUST. CRUISER SW	CUST. CRUISER SW	22	0	7	1	5	13
	CUTLASS 2D	CUTLASS SUPREME	234	9	133	19	21	182
	CUTLASS 2D	SALON	53	1	35	5	4	45
	CUTLASS 2D	SUPREME BROUGHAM	165	9	95	18	23	145
	CUTLASS 4D	CUTLASS SUPREME	35	5	21	2	3	31
	CUTLASS 4D	SUPREME BROUGHAM	23	1	12	3	1	17
	CUTLASS SW	CIERA BROUGHAM	2	1	0	1	0	2
	CUTLASS SW	CRUISER	8	0	6	2	0	8
	FIRENZA 2D	FIRENZA 2D	2	0	0	0	1	1
	FIRENZA 4D	FIRENZA 4D	9	2	6	0	0	8
	FIRENZA 4D	LX	2	0	0	0	1	1
	FIRENZA SW	FIRENZA SW	1	0	0	0	0	0
OPEL/ISUZU								
	I-MARK 2D FWD	I-MARK 2D FWD	15	4	4	0	3	11
	I-MARK 4D FWD	I-MARK 4D FWD	31	3	18	1	5	27
PLYMOUTH								
	HORIZON 2D	TURISMO	45	9	17	4	6	36
	HORIZON 4D	HORIZON 4D	74	15	32	2	7	56
	SUNDANCE 2D	SUNDANCE 2D	40	4	20	2	5	31
	SUNDANCE 4D	SUNDANCE 4D	44	5	25	4	7	41
PONTIAC								
	2000 2D CONV	SUNBIRD GT	1	0	1	0	0	1
	2000 2D CONV	SUNBIRD SE	6	0	5	0	1	6
	6000 2D	6000 2D	5	1	2	0	0	3
	6000 4D	6000 4D	80	6	49	4	12	71
	6000 4D	LE	43	3	25	5	5	38
	6000 4D	SE	16	0	9	4	3	16
	6000 4D	STE	17	1	8	1	6	16
	6000 SW	6000 SW	2	0	2	0	0	2
	6000 SW	LE	5	0	3	0	1	4
	6000 SW	SE	3	0	1	0	1	2
	GRAND AM 2D	GRAND AM 2D	152	15	84	13	14	126
	GRAND AM 2D	LE	97	5	52	10	12	79
	GRAND AM 2D	SE	81	8	45	9	10	72
	GRAND AM 4D	GRAND AM 4D	109	4	73	6	15	98
	GRAND AM 4D	LE	49	1	39	1	5	46
	GRAND AM 4D	SE	57	3	31	5	7	46
	GRAND PRIX	BROUGHAM	11	2	2	0	5	9
	GRAND PRIX	GRAND PRIX	47	3	19	5	4	31
	GRAND PRIX	LE	32	2	20	0	5	27
	J2000/2000 2D	SUNBIRD GT	29	1	17	3	3	24
	J2000/2000 2D	SUNBIRD SE	51	8	25	4	8	45
	J2000/2000 4D	SUNBIRD GT	3	1	0	1	1	3

Table B 5. Thefts and Recoveries of 1987 Model Year vehicles during calendar year 1988

Make	Series	Model	Number					Condition	
			Thefts	Intact	In-Whole	In-Part	Unknown	Total	
-----Number Recovered in 1988-----									
UNMARKED PASSENGER CARS									
PONTIAC									
	J2000/2000 4D	SUNBIRD LE	2	0	0	0	1	1	
	PARISIENNE SW	SAFARI	13	0	9	1	1	11	
	SUNBIRD 4D	SUNBIRD 4D	45	5	30	3	4	42	
	T1000/1000 2D	T1000/1000 2D	1	1	0	0	0	1	
	T1000/1000 4D	T1000/1000 4D	2	0	2	0	0	2	
PORSCHE									
	944 COUPE	944 COUPE	14	1	8	0	2	11	
	944 COUPE	TURBO	5	1	2	0	0	3	
RENAULT/EAGLE									
	ALLIANCE 2D	ALLIANCE 2D	3	0	1	0	1	2	
	ALLIANCE 2D	DL	1	0	0	1	0	1	
	ALLIANCE 2D	L	4	0	3	0	1	4	
	ALLIANCE 4D	ALLIANCE 4D	4	0	2	0	2	4	
	ALLIANCE 4D	DL	8	0	6	0	0	6	
	ALLIANCE 4D	L	1	0	0	0	1	1	
	ALLIANCE CONV	DL	1	0	0	0	0	0	
	ENCORE 4D	S	3	0	2	0	1	3	
	GTA 2D	GTA 2D	14	1	4	2	3	10	
	GTA CONV	GTA CONV	2	0	1	0	0	1	
SAAB									
	SAAB 9000 4D	S	2	0	1	0	0	1	
	SAAB 9000 4D	TURBO	9	1	5	0	2	8	
SUBARU									
	DL/GL 4D SEDAN	DL	11	0	5	2	2	9	
	DL/GL SW	DL	8	3	4	0	0	7	
	HATCHBACK	GL	7	1	3	0	2	6	
	HATCHBACK	STD	1	0	0	0	1	1	
	JUSTY 2D	DL	5	0	3	0	1	4	
	JUSTY 2D	GL	5	0	2	1	2	5	
TOYOTA									
	COROLLA TERCEL 2D	COROLLA TERCEL 2D	41	10	14	5	5	34	
	COROLLA TERCEL 2D	DELUXE	12	5	2	0	2	9	
	COROLLA TERCEL 4D	DELUXE	8	4	1	1	2	8	
	TERCEL SW 4WD	DELUXE	9	1	7	0	1	9	
VOLKSWAGEN									
	CABRIOLET CONV.	CABRIOLET CONV.	66	10	29	12	3	54	
	FOX 2D	FOX 2D	17	4	8	0	2	14	
	FOX 4D	GL	10	0	6	0	2	8	
	FOX SW	GL	2	1	1	0	0	2	
	GOLF 2D	GL	27	4	15	1	3	23	
	GOLF 2D	GOLF 2D	8	1	3	0	3	7	
	GOLF 4D	GL	10	0	6	0	2	8	
	GOLF 4D	GOLF 4D	34	3	22	1	5	31	
	GTI 2D	GTI 2D	29	1	15	4	3	23	
	JETTA 2D	JETTA 2D	22	2	14	2	1	19	
	JETTA SEDAN	GLI	38	0	25	3	2	30	
	JETTA SEDAN	JETTA SEDAN	156	13	81	6	19	119	
	QUANTUM 4D	QUANTUM 4D	13	1	10	0	1	12	

Table B 5. Thefts and Recoveries of 1987 Model Year vehicles during calendar year 1988

Make	Series	Model	Number of				Condition	
			Thefts	Intact	In-Whole	In-Part	Unknown	Total
-----Number Recovered in 1988-----								
UNMARKED PASSENGER CARS								
VOLKSWAGEN								
	QUANTUM SW 4WD	QUANTUM SW 4WD	3	0	0	0	3	3
	RABBIT 2D	GTI	32	3	18	3	3	27
	RABBIT SEDAN	GL	11	1	7	1	0	9
VOLVO								
	240 4D	DE LUXE (DL)	17	6	5	0	3	14
	240 SW	DE LUXE (DL)	6	2	2	0	0	4
	760/740 4D	740 GLE	5	1	2	1	0	4
	760/740 4D	760 GLE	18	4	9	0	3	16
	760/740 SW	740 GLE	23	4	10	1	6	21
	760/740 SW	760 GLE	1	1	0	0	0	1
YUGO								
	YUGO 2D	GV	65	9	28	4	8	49
		Subtotal:	10216	1097	5268	712	1335	8412
MARKED PASSENGER CARS								

ACURA								
	LEGEND 2D	SUNROOF	9	3	5	0	1	9
	LEGEND 2D	SUNROOFOPTION	8	1	4	0	2	7
	LEGEND 4D	LEGEND 4D	3	0	3	0	0	3
	LEGEND 4D	SUNROOF	17	1	10	0	1	12
	LEGEND 4D	SUNROOFOPTION	20	1	12	2	3	18
AUDI								
	5000 QUATTRO 4D	CS	4	1	0	0	0	1
BMW								
	325/325 E 4D	325/325 E 4D	21	2	5	2	6	15
	325/325 E/325 ES 2D	325/325 E/325 ES 2D	42	8	14	3	5	30
	528 E 4D	528 E 4D	4	0	3	0	0	3
	535 I/535 IS 4D	535 I/535 IS 4D	7	2	2	1	0	5
	635 CSI/L6 2D	635 CSI/L6 2D	5	1	1	0	1	3
	735 I 4D	735 I 4D	4	1	2	0	1	4
BUICK								
	ELECTRA 2D FWD	PARK AVE.	7	2	2	1	1	6
	ELECTRA 4D FWD	PARK AVE.	95	4	58	8	8	78
	ELECTRA 4D FWD	T TYPE	3	0	2	1	0	3
	ELECTRA FWD 4D	380	6	0	4	0	1	5
	ELECTRA SW RWD	ESTATE	21	1	14	3	1	19
	LESABRE 2D	CUSTOM	17	1	7	4	5	17
	LESABRE 2D	LIMITED	9	1	2	3	0	6
	LESABRE 4D	CUSTOM	83	9	47	12	9	77
	LESABRE 4D	LESABRE 4D	6	0	5	0	0	5
	LESABRE 4D	LIMITED	79	7	52	5	6	70
	LESABRE SW	ESTATE	10	1	6	1	1	9
	RIVIERA 2D	LUXURY	14	0	9	1	0	10

Table B 5. Thefts and Recoveries of 1987 Model Year vehicles during calendar year 1988

Make	Series	Model	-----Number Recovered in 1988-----					Total
			Number of Thefts	Intact	In-Whole	In-Part	Condition Unknown	
MARKED PASSENGER CARS								
CADILLAC								
	DEVILLE FWD 2D	DEVILLE FWD 2D	92	10	48	14	9	81
	DEVILLE FWD 4D	DEVILLE FWD 4D	233	14	126	23	30	193
	ELDORADO 2D	ELDORADO 2D	15	1	5	5	2	13
	SEVILLE 4D	SEVILLE 4D	13	5	3	0	1	9
CHEVROLET								
	CAMARO	Z28	1264	63	684	160	152	1059
	NOVA 4D	NOVA 4D	367	31	242	10	54	337
CHRYSLER								
	LEBARON 2D	LEBARON 2D	83	7	42	8	7	64
	LEBARON 2D CONV	LEBARON 2D CONV	20	4	11	1	2	18
	LEBARON 4D	LEBARON 4D	36	9	17	3	3	32
	LEBARON GTS 4D	LEBARON GTS 4D	46	5	26	2	6	39
	LEBARON SW	TOWN & COUNTRY	3	0	1	1	0	2
	NEW YORKER 4D RWD	5TH AVE. EDITION	87	5	58	11	6	80
DODGE								
	600 4D	600 4D	19	3	9	0	3	15
	ARIES 2D	LE	5	1	3	0	1	5
	ARIES 4D	ARIES 4D	2	0	1	1	0	2
	ARIES 4D	SPECIAL EDITION	35	8	14	2	6	30
	ARIES SW	LE	4	1	1	0	1	3
	DAYTONA 2D	DAYTONA 2D	22	6	11	1	1	19
	DAYTONA 2D	PACIFICA	18	0	11	1	4	16
	DAYTONA 2D	SHELBY Z	12	2	8	0	2	12
	DAYTONA 2D	TURBO	8	0	5	1	2	8
	DIPLOMAT 4D	30	2	0	1	0	0	1
	DIPLOMAT 4D	SALON	1	0	1	0	0	1
	DIPLOMAT 4D	SE	15	0	10	0	3	13
	LANCER 4D	ES	14	1	9	1	1	12
	LANCER 4D	LANCER 4D	32	4	18	2	4	28
FERRARI								
	328 GTS	328 GTS	1	0	0	0	0	0
FORD								
	MUSTANG	GT	38	2	16	7	2	27
	MUSTANG	LX	48	11	17	7	7	42
	MUSTANG	MUSTANG	8	3	2	0	3	8
	MUSTANG CONV	LX	10	2	6	0	2	10
	THUNDERBIRD 2D	LX	31	7	10	1	1	19
	THUNDERBIRD 2D	SPORT	12	2	1	1	4	8
	THUNDERBIRD 2D	THUNDERBIRD 2D	65	9	18	2	5	34
	THUNDERBIRD 2D	TURBO	44	3	19	1	2	25
JAGUAR								
	XJ-S 2D	XJ-S 2D	4	1	1	1	0	3
	XJ6	VDP	3	0	1	0	2	3
	XJ6	XJ6	11	0	3	0	2	5
LINCOLN								
	CONTINENTAL 4D	CONTINENTAL 4D	11	0	5	0	0	5
	CONTINENTAL 4D	GIVENCHY	2	1	0	0	0	1
	LINCOLN CONT 4D	CARTIER	2	1	0	0	0	1

Table B 5. Thefts and Recoveries of 1987 Model Year vehicles during calendar year 1988

Make	Series	Model	-----Number Recovered in 1988-----					Total
			Number of Thefts	Intact	In-Whole	In-Part	Condition Unknown	
MARKED PASSENGER CARS								
LINCOLN								
	LINCOLN CONT 4D	SIGNATURE	20	1	10	0	3	14
	LINCOLN CONT. 4D	TOWN CAR	34	3	9	1	9	22
	MARK VII 2D	BLASS	6	1	2	0	0	3
	MARK VII 2D	LSC	15	3	6	0	2	11
	MARK VII 2D	MARK VII 2D	2	0	1	1	0	2
MAZDA								
	626 SEDAN	626 SEDAN	331	38	190	16	49	293
MERCEDES BENZ								
	190 D 4D	2.5L TURBO	3	0	2	0	0	2
	190 E 4D	2.3L	22	2	7	1	1	11
	190 E 4D	2.3L 16V	2	0	2	0	0	2
	190 E 4D	2.6L	3	0	1	0	1	2
	260 E 4D	260 E 4D	7	1	0	1	1	3
	300 D 4D	300 D 4D	9	0	3	0	0	3
	300 E 4D	300 E 4D	19	2	6	1	4	13
	300 SDL 4D	300 SDL 4D	9	3	2	0	0	5
	300 TD SW	300 TD SW	1	0	1	0	0	1
	420 SEL 4D	420 SEL 4D	12	3	5	0	2	10
	560 SEC 2D	560 SEC 2D	4	0	1	0	0	1
	560 SEL 4D	560 SEL 4D	8	1	1	1	3	6
	560 SL CONV	ROADSTER	29	3	7	5	2	17
MERCURY								
	COUGAR 2D	LS	75	9	23	3	9	44
	COUGAR 2D	XR-7	20	3	8	2	1	14
MERKUR								
	XR4TI 2D	XR4TI 2D	8	0	3	2	0	5
MITSUBISHI								
	CORDIA 2D	HIGH/PREM(L/LS)	13	1	5	1	2	9
	TREDIA 4D	HIGH/PREM(L/LS)	18	2	11	0	3	16
OLDSMOBILE								
	98 2D FWD	REGENCY BROUGHAM	5	0	4	0	0	4
	98 FWD 4D	REGENCY	28	3	15	1	2	21
	98 FWD 4D	REGENCY BROUGHAM	90	4	46	9	12	71
	DELTA-88 2D	ROYALE	6	2	3	0	0	5
	DELTA-88 2D	ROYALE BROUGHAM	15	2	5	0	2	9
	DELTA-88 4D	ROYALE	96	8	51	8	18	85
	DELTA-88 4D	ROYALE BROUGHAM	103	10	64	11	8	93
	TORONADO	BROUGHAM	20	2	9	0	4	15
PLYMOUTH								
	CARAVELLE 4D	CARAVELLE 4D	20	2	11	2	1	16
	GRAN FURY 4D	SALON	5	0	3	0	1	4
	RELIANT 2D	51	5	3	1	0	1	5
	RELIANT 2D	LE	9	1	6	1	1	9
	RELIANT 4D	SPECIAL EDITION	35	6	15	1	8	30
	RELIANT SW	LE	7	1	4	0	2	7
PONTIAC								
	BONNEVILLE 4D	BONNEVILLE 4D	93	1	64	12	13	90
	BONNEVILLE 4D	LE	118	7	77	14	11	109

Table B 5. Thefts and Recoveries of 1987 Model Year vehicles during calendar year 1988

Make	Series	Model	-----Number Recovered in 1988-----					Total
			Number of Thefts	Intact	In-Whole	In-Part	Condition Unknown	
MARKED PASSENGER CARS								
PONTIAC								
	FIERO 2D	33	1	0	1	0	0	1
	FIERO 2D	FIERO 2D	103	10	68	10	8	96
	FIERO 2D	GT	89	6	57	5	14	82
	FIERO 2D	SE	16	1	13	1	1	16
	FIERO 2D	SPORT	12	1	6	3	1	11
	FIREBIRD	FIREBIRD	576	16	359	77	55	507
	FIREBIRD	TRANS/AM	493	15	267	76	56	414
PORSCHE								
	911 COUPE	911 COUPE	28	3	13	2	2	20
	911 TARGA/CABRIOLET	911 TARGA/CABRIOLET	26	2	4	7	0	13
	928 COUPE	928 COUPE	12	1	2	3	1	7
SAAB								
	SAAB 900 2D	S	10	2	4	0	3	9
	SAAB 900 2D	SAAB 900 2D	4	1	2	1	0	4
	SAAB 900 2D	TURBO	9	0	6	0	0	6
	SAAB 900 4D	S	3	1	1	0	0	2
	SAAB 900 4D	SAAB 900 4D	3	0	2	1	0	3
	SAAB 900 CONV	TURBO	1	0	0	0	0	0
SUBARU								
	HARDTOP/XT 2D	GL	19	4	8	0	5	17
	HARDTOP/XT 2D	GL TURBO	1	1	0	0	0	1
	HARDTOP/XT 2D	GL-10	2	0	1	0	0	1
	XT 2D	DL	2	1	0	0	1	2
TOYOTA								
	CAMRY 4D	DELUXE	89	14	45	2	15	76
	CAMRY 4D	LUX. EDN	61	12	33	1	6	52
	CAMRY SW	DELUXE	12	2	9	0	1	12
	CAMRY SW	LUX. EDN	9	1	6	0	0	7
	CELICA	GT	37	8	17	2	3	30
	CELICA	GT-S	16	5	4	0	5	14
	CELICA	ST	36	7	14	1	6	28
	CELICA CONV	GT-S	4	1	2	0	0	3
	COROLLA 2D	19	3	0	2	0	0	2
	COROLLA 2D	GT-S	9	0	5	0	2	7
	COROLLA 2D	SR5 SPORT	40	4	21	1	7	33
	COROLLA FX 2D	COROLLA FX 2D	56	7	25	3	9	44
	COROLLA FX 2D	FX16	20	2	8	0	5	15
	COROLLA SEDAN	DELUXE	346	67	202	11	46	326
	COROLLA SEDAN	LE (LUX. EDN)	89	11	61	1	7	80
	MR2	MR2	210	26	103	41	22	192
VOLKSWAGEN								
	SCIROCCO	SCIROCCO	42	4	18	8	3	33
		Subtotal:	7046	633	3806	665	842	5946

Table B 5. Thefts and Recoveries of 1987 Model Year vehicles during calendar year 1988

Make	Series	Model	-----Number Recovered in 1988-----					Total
			Number of Thefts	Intact	In-Whole	In-Part	Condition Unknown	
ANTI-THEFT EXEMPT PASSENGER CARS								

AUDI	5000 4D	CS	1	0	0	0	0	0
	5000 4D	S	12	3	6	0	2	11
AUSTIN ROVER	STERLING 825 4D	S	11	1	7	0	1	9
	STERLING 825 4D	SL	4	0	4	0	0	4
CADILLAC	ALLANTE CONV	ALLANTE CONV	3	0	1	0	1	2
CHEVROLET	CORVETTE	CORVETTE	103	8	26	2	13	49
CHRY/PLYM/MITS	CONQUEST 2D	CONQUEST 2D	52	3	21	2	11	37
DATSUN/NISSAN	240/260/280/300	300 ZX	49	4	20	1	5	30
	240/260/280/300 2+2	300 ZX	11	1	4	1	0	6
	810/MAXIMA SEDAN	810/MAXIMA SEDAN	243	24	110	9	24	167
	810/MAXIMA WAGON	810/MAXIMA WAGON	7	1	2	3	0	6
MITSUBISHI	GALANT 4D	HIGH/PREM(L/LS)	31	2	16	0	4	22
	STARION 2D	HIGH/PREM(L/LS)	42	2	20	3	5	30
OPEL/ISUZU	IMPULSE 2D	IMPULSE 2D	1	0	1	0	0	1
TOYOTA	CRESSIDA 4D	LE (LUX. EDN)	45	3	25	2	6	36
	SUPRA 2D	SUPRA 2D	67	10	30	4	9	53
	SUPRA 2D	TURBO	15	2	4	2	0	8
		Subtotal:	697	64	297	29	81	471
		Passenger Total:	17959	1794	9371	1406	2258	14829
MPVS								

AMC/EAGLE	EAGLE SW	EAGLE SW	1	0	0	0	1	1
CHEVROLET TRUCK	10 PICKUP 1/2T	10 PICKUP 1/2T	514	18	131	65	41	255
	10 PICKUP 1/2T 4X4	4WD	119	4	18	9	9	40
	20 CREW C P/U 3/4T	BONUS/CREW CAB	1	0	0	0	0	0
	20 PICKUP 3/4T	20 PICKUP 3/4T	28	0	4	3	2	9
	20 PICKUP 3/4T 4X4	4WD	25	0	8	4	2	14
	30 CREW C P/U 1T	BONUS CREW CAB	18	1	1	0	2	4
	30 CREW C P/U 1T 4X4	BONUS/CREW CAB 4WD	1	0	0	0	0	0
	30 PICKUP 1T	30 PICKUP 1T	4	0	0	2	0	2
	30 PICKUP 1T 4X4	4WD	3	0	1	0	0	1
	ASTRO CARGO VAN	INCOMPLETE	44	5	20	6	5	36
	ASTRO CARGO VAN	TRUCK	30	5	15	0	7	27

Table B 5. Thefts and Recoveries of 1987 Model Year vehicles during calendar year 1988

Make	Series	Model	-----Number Recovered in 1988-----					Total
			Number of Thefts	Intact	In-Whole	In-Part	Condition Unknown	
MPVS								
CHEVROLET TRUCK								
	ASTRO VAN	MPV	70	4	41	5	10	60
	BLAZER 1/2T 4X4	4WD	104	3	38	8	12	61
	CHEVYVAN 1/2T	CHEVYVAN 1/2T	8	0	4	0	1	5
	CHEVYVAN 1T	CHEVYVAN 1T	9	0	4	0	2	6
	CHEVYVAN 3/4T	CHEVYVAN 3/4T	38	1	21	5	2	29
	CHEVYVAN 3/4T	INCOMPLETE	147	4	76	15	19	114
	CUTAWAY/RV C VAN 1T	CUTAWAY/RV C VAN 1T	1	0	1	0	0	1
	EL CAMINO	EL CAMINO	13	1	3	4	0	8
	S10 BLAZER	S10 BLAZER	137	9	73	11	18	111
	S10 PICKUP	S10 PICKUP	142	7	69	8	15	99
	SPORTVAN 1T	BUS	4	0	0	0	0	0
	SPORTVAN 3/4T	SPORTVAN 3/4T	2	0	1	0	1	2
	SUBURBAN 1/2T	SUBURBAN 1/2T	158	3	55	23	15	96
	SUBURBAN 1/2T	TRUCK	13	2	5	2	0	9
	SUBURBAN 1/2T 4X4	4WD	21	2	5	2	1	10
	SUBURBAN 3/4T	SUBURBAN 3/4T	12	2	3	1	1	7
	SUBURBAN 3/4T 4X4	4WD	5	1	2	1	0	4
	T10 BLAZER 4X4	4WD	349	22	191	36	45	294
	T10 PICKUP 4X4	4WD	33	2	13	4	3	22
	TRUCK	TRUCK	24	0	10	1	4	15
DATSUN/NISSAN								
	P/U KING C 4X2	P/U KING C 4X2	13	1	5	1	1	8
	P/U KING C 4X4	P/U KING C 4X4	20	5	8	3	2	18
	P/U KING X 4X4	SE	16	2	3	1	3	9
	P/U SHORT 4X2	P/U SHORT 4X2	115	24	39	12	13	88
	P/U SHORT 4X4	P/U SHORT 4X4	7	1	1	0	1	3
	PATHFINDER	E	7	0	1	1	4	6
	PATHFINDER	PATHFINDER	85	6	33	2	12	53
	PICKUP LONG 4X4	PICKUP LONG 4X4	2	0	1	0	0	1
	TRUCK	TRUCK	23	2	13	1	2	18
	VAN	VAN	9	3	3	0	2	8
DODGE TRUCK								
	AD150 UTILITY	SPORT	19	0	4	0	1	5
	AW150 UTILITY	SPORT	13	2	2	1	2	7
	B150 VAN MPV	WAGON	2	1	0	0	0	1
	B150 VAN TRK/INC	INCOMPLETE	4	0	2	1	1	4
	B150 VAN TRK/INC	TRUCK	15	4	6	1	1	12
	B250 VAN MPV	WAGON	5	1	4	0	0	5
	B250 VAN TRK/INC	INCOMPLETE	60	6	31	9	6	52
	B250 VAN TRK/INC	TRUCK	18	0	11	1	1	13
	B350 VAN MPV	BUS	5	0	4	0	0	4
	B350 VAN TRK/INC	INCOMPLETE	1	0	0	0	0	0
	B350 VAN TRK/INC	TRUCK	5	3	2	0	0	5
	CARAVAN WAGON	CARAVAN WAGON	6	1	3	1	1	6
	CARAVAN WAGON	LE	14	2	10	0	1	13
	CARAVAN WAGON	SE	22	3	10	0	8	21
	D100/D150 PICKUP	CONVENTIONAL CAB	31	3	6	1	5	15
	D250 PICKUP	CONVENTIONAL CAB	3	1	0	1	0	2
	DAKOTA PICKUP 4X2	DAKOTA PICKUP 4X2	37	5	11	3	8	27

Table B 5. Thefts and Recoveries of 1987 Model Year vehicles during calendar year 1988

Make	Series	Model	Number				Condition		Total
			Thefts	Intact	In-Whole	In-Part	Unknown		
-----Number Recovered in 1988-----									
MFVS									
DODGE TRUCK									
	DAKOTA PICKUP 4X4	DAKOTA PICKUP 4X4	19	3	7	0	4	14	
	MINI RAM VAN	MINI RAM VAN	8	3	4	0	0	7	
	RAM 50 P/U LONG 4X2	CUSTOM	3	0	2	0	0	2	
	RAM 50 P/U LONG 4X2	RAM 50 P/U LONG 4X2	9	1	5	1	1	8	
	RAM 50 P/U LONG 4X4	CUSTOM	1	0	1	0	0	1	
	RAM 50 P/U LONG 4X4	RAM 50 P/U LONG 4X4	4	0	3	0	0	3	
	RAM50/D50 P/U SH 4X2	RAM50/D50 P/U SH 4X2	32	9	12	0	6	27	
	RAM50/D50 P/U SH 4X2	SPORT	4	0	0	0	0	0	
	RAM50/D50 P/U SH 4X4	RAM50/D50 P/U SH 4X4	5	0	4	0	1	5	
	RAM50/D50 P/U SH 4X4	SPORT	4	1	2	1	0	4	
	TRUCK	TRUCK	3	0	1	0	1	2	
	W100/W150 PICKUP	CONVENTIONAL CAB	14	0	5	2	2	9	
	W250 PICKUP	CONVENTIONAL CAB	2	1	0	0	0	1	
DODGE/MITSUBISHI									
	COLT VISTA SW	VISTA	8	1	5	0	2	8	
	COLT VISTA SW 4X4	VISTA	4	0	3	0	0	3	
	RAIDER	RAIDER	23	3	11	2	4	20	
FORD TRUCK									
	AEROSTAR CARGO VAN	CARGO VAN	8	1	2	2	2	7	
	AEROSTAR VAN	WINDOW WAGON	50	7	21	1	6	35	
	BRONCO	4WD	53	6	4	3	7	20	
	BRONCO II 4X2	BRONCO II 4X2	27	3	11	2	3	19	
	BRONCO II 4X4	BRONCO II 4X4	55	7	25	2	4	38	
	E150 ECONO CARGO VAN	CARGO VAN	77	11	27	10	8	56	
	E150 ECONO CARGO VAN	SUPER CARGO VAN	4	0	2	0	0	2	
	E150 ECONO CLUB WGN	CLUB WAGON	5	0	2	0	0	2	
	E250 ECONO CARGO VAN	CARGO VAN	7	0	5	0	1	6	
	E250 ECONO CARGO VAN	SUPER CARGO VAN	3	1	1	0	0	2	
	E250 ECONO CLUB WGN	CLUB WAGON	2	0	1	0	1	2	
	E350 CUTAWAY	CUTWAY	4	0	3	0	0	3	
	E350 ECONO CARGO VAN	CARGO VAN	7	0	1	0	2	3	
	E350 ECONO CARGO VAN	SUPER CARGO VAN	3	0	3	0	0	3	
	E350 RV CUTAWAY	RV CUTWAY	1	0	0	1	0	1	
	F150 PICKUP 4X2	F150 PICKUP 4X2	116	11	30	6	11	58	
	F150 PICKUP 4X4	4-WHEEL DRIVE	1	0	0	0	0	0	
	F150 PICKUP 4X4	4WD	41	0	8	4	1	13	
	F150 SUPER P/U 4X2	SUPER PICKUP 4X2	37	0	12	7	1	20	
	F150 SUPER P/U 4X4	SUPER PICKUP 4X4	5	0	3	0	2	5	
	F250 PICKUP 4X2	F250 PICKUP 4X2	22	2	7	1	2	12	
	F250 PICKUP 4X4	4-WHEEL DRIVE	7	1	3	0	0	4	
	F250 PICKUP 4X4	4WD	12	2	0	1	1	4	
	F250 SUPER P/U 4X2	SUPER PICKUP 4X2	17	1	6	0	2	9	
	F250 SUPER P/U 4X4	SUPER PICKUP 4X4	9	0	1	0	2	3	
	F350 CHASSIS C 4X2	F350 CHASSIS C 4X2	9	1	3	1	0	5	
	F350 CHASSIS C 4X4	4WD	1	0	1	0	0	1	
	F350 CREW C P/U 4X2	CREW CAB	9	1	2	0	1	4	
	F350 CREW C P/U 4X4	CREW CAB	1	1	0	0	0	1	
	F350 PICKUP 4X2	F350 PICKUP 4X2	1	0	0	0	0	0	
	F350 PICKUP 4X4	4WD	2	0	1	0	0	1	

Table B 5. Thefts and Recoveries of 1987 Model Year vehicles during calendar year 1988

Make	Series	Model	Number of				Condition		Total
			Thefts	Intact	In-Whole	In-Part	Unknown		
-----Number Recovered in 1988-----									
MPVS									
FORD TRUCK									
	RANGER PICKUP 4X2	RANGER PICKUP 4X2	111	23	34	9	13	79	
	RANGER PICKUP 4X4	4WD	41	1	21	2	4	28	
	RANGER SUPER P/U 4X2	SUPER CAB	31	4	9	4	3	20	
	RANGER SUPER P/U 4X4	SUPER CAB	15	2	2	1	4	9	
	TRUCK	TRUCK	23	0	7	3	5	15	
GMC TRUCK									
	1500 PICKUP 1/2T	1500 PICKUP 1/2T	120	3	31	18	12	64	
	1500 PICKUP 1/2T 4X4	4WD	32	1	2	5	7	15	
	2500 PICKUP 3/4T	2500 PICKUP 3/4T	6	0	2	0	0	2	
	2500 PICKUP 3/4T 4X4	4WD	13	0	1	2	0	3	
	3500 CHASSIS CAB 1T	3500 CHASSIS CAB 1T	2	0	1	0	0	1	
	3500 CREW C P/U 1T	CREW/BONUS CAB	3	0	1	0	0	1	
	CABALLERO	CABALLERO	4	1	1	0	0	2	
	CUTAWAY/RV C VAN 1T	CUTAWAY/RV C VAN 1T	2	0	1	0	0	1	
	JIMMY 1/2T 4X4	4WD	27	1	9	5	2	17	
	RALLY WAGON 3/4T	RALLY WAGON 3/4T	1	0	1	0	0	1	
	S15 JIMMY	S15 JIMMY	29	2	17	3	3	25	
	S15 PICKUP	S15 PICKUP	35	1	22	2	4	29	
	SAFARI CARGO VAN	INCOMPLETE	1	0	1	0	0	1	
	SAFARI CARGO VAN	TRUCK	2	0	2	0	0	2	
	SAFARI VAN	MPV	10	0	7	1	1	9	
	SUBURBAN 1/2T	SUBURBAN 1/2T	37	1	19	7	3	30	
	SUBURBAN 1/2T 4X4	4WD	4	0	2	0	0	2	
	SUBURBAN 3/4T	SUBURBAN 3/4T	4	0	0	2	0	2	
	T15 JIMMY 4X4	4WD	103	2	63	12	13	90	
	T15 PICKUP 4X4	T15 PICKUP 4X4	10	0	6	1	2	9	
	TRUCK	TRUCK	18	2	9	1	0	12	
	VANDURA 3/4T	INCOMPLETE	37	1	23	5	5	34	
	VANDURA 3/4T	VANDURA 3/4T	7	0	5	0	0	5	
JEEP									
	CHEROKEE 4X2	CHEROKEE 4X2	52	3	36	6	2	47	
	CHEROKEE 4X4	CHEROKEE 4X4	276	17	177	18	22	234	
	COMANCHE 4X2 LONG	COMANCHE 4X2 LONG	2	0	1	0	1	2	
	COMANCHE 4X2 SHORT	COMANCHE 4X2 SHORT	23	1	12	1	3	17	
	COMANCHE 4X4 LONG	CUSTOM	3	0	1	1	0	2	
	COMANCHE 4X4 SHORT	COMANCHE 4X4 SHORT	4	0	2	0	1	3	
	J20 LONG PICKUP	J20	1	0	0	0	1	1	
	TRUCK	TRUCK	25	1	11	3	1	16	
	WAGONEER	WAGONEER	22	1	14	1	1	17	
	WAGONEER/G. WAGONEER	WAGONEER/G. WAGONEER	18	0	5	2	3	10	
	WRANGLER 4X4	WRANGLER 4X4	151	12	73	14	13	112	
MAZDA									
	B SER. CABP/U 4X4	B SER. CABP/U 4X4	8	4	2	0	1	7	
	B SER. LONG P/U 4X2	B SER. LONG P/U 4X2	63	14	25	12	5	56	
	B SER. LONG P/U 4X4	B SER. LONG P/U 4X4	2	1	0	0	0	1	
	B SER. STD P/U 4X2	B SER. STD P/U 4X2	199	40	87	25	27	179	
	B SER. STD P/U 4X4	B SER. STD P/U 4X4	30	7	13	0	5	25	
	B2000 CAB PLUS P/U	B2000 CAB PLUS P/U	116	35	42	21	9	107	
	TRUCK	TRUCK	1	0	1	0	0	1	

Table B 5. Thefts and Recoveries of 1987 Model Year vehicles during calendar year 1988

Make	Series	Model	Number of				Condition	
			Thefts	Intact	In-Whole	In-Part	Unknown	Total
-----Number Recovered in 1988-----								
MPVS								
MITSUBISHI								
	CARGO VAN	CARGO VAN	4	1	2	0	1	4
	MONTERO 4X4	MONTERO 4X4	23	3	12	2	3	20
	MONTERO 4X4	SPORT	3	1	2	0	0	3
	P/U LONG 4X2	MIGHTY MAX SPORT	3	0	2	1	0	3
	P/U LONG 4X2	MIGHTY MAX(ECONOMY)	3	1	2	0	0	3
	PICKUP 4X2	LOW(S)	81	23	29	10	7	69
	PICKUP 4X2	MIGHTY MAX SPORT	9	2	2	1	3	8
	PICKUP 4X4	MIGHTY MAX(ECONOMY)	1	0	1	0	0	1
	PICKUP STD 4X4	PREM(SPX)	3	1	1	0	0	2
	WAGON VAN	WAGON VAN	6	1	2	0	2	5
OPEL/ISUZU								
	P/U LN 1/2T 4X2	P/U LN 1/2T 4X2	2	0	2	0	0	2
	P/U SH 1/2T 4X2	P/U SH 1/2T 4X2	31	3	16	2	4	25
	P/U SH 1/2T 4X4	P/U SH 1/2T 4X4	3	0	2	0	0	2
	P/U SPACE C 1/2T 4X2	P/U SPACE C 1/2T 4X2	3	1	1	0	0	2
	P/U SPACE C 1/2T 4X4	P/U SPACE C 1/2T 4X4	1	0	1	0	0	1
	TROOPER II 4X4	TROOPER II 4X4	13	0	8	1	2	11
	TROOPER VAN 4X4	TROOPER VAN 4X4	15	0	9	0	1	10
	TRUCK	TRUCK	1	0	0	0	0	0
PLYMOUTH TRUCK								
	VOYAGER WAGON	LE	24	2	14	2	3	21
	VOYAGER WAGON	SE	21	2	8	1	6	17
	VOYAGER WAGON	VOYAGER WAGON	9	0	6	1	1	8
SUBARU								
	DL/GL 2D	GL	3	1	1	0	0	2
	DL/GL 2D	GL TURBO	1	0	1	0	0	1
	DL/GL 4D SEDAN	GL	18	1	11	1	5	18
	DL/GL 4D SEDAN	GL TURBO	2	0	2	0	0	2
	DL/GL 4D SEDAN	GL-10	2	0	1	0	1	2
	DL/GL 4D SEDAN	GL-10 TURBO	2	1	1	0	0	2
	DL/GL SW	GL	8	0	7	0	0	7
	DL/GL SW 4WD	DL	1	0	1	0	0	1
	DL/GL SW 4WD	GL	18	4	9	1	3	17
	DL/GL SW 4WD	GL TURBO	4	0	3	0	1	4
	GL 2D 4WD	11	1	0	0	0	0	0
	GL 2D 4WD	GL	1	0	1	0	0	1
	GL 4D 4WD	GL	5	0	3	0	0	3
	GL 4D 4WD	GL TURBO	1	0	1	0	0	1
	HARDTOP/XT 2D 4WD	GL	1	0	1	0	0	1
	HARDTOP/XT 2D 4WD	GL-10 TURBO	4	1	1	0	1	3
	HATCHBACK 4WD	STD.	1	0	1	0	0	1
SUZUKI								
	SAMURAI 4X4	OPEN TOP	294	42	144	19	37	242
	SAMURAI VAN 4X4	VAN	17	1	7	1	3	12
	TRUCK	TRUCK	1	1	0	0	0	1
TOYOTA								
	4RUNNER PICKUP	4RUNNER PICKUP	339	46	174	29	31	280
	4RUNNER WAGON	SR5	10	1	2	3	2	8
	4RUNNER WAGON	SR5 TURBO	23	6	8	2	1	17

Table B 5. Thefts and Recoveries of 1987 Model Year vehicles during calendar year 1988

Make	Series	Model	Number of Thefts	-----Number Recovered in 1988-----			Condition Unknown	Total
				Intact	In-Whole	In-Part		
MPVS								
TOYOTA								
	CARGO VAN 4X2	CARGO VAN 4X2	31	6	15	3	6	30
	CARGO VAN 4X2	PANEL VAN	23	4	12	1	3	20
	CARGO VAN 4X4	CARGO VAN 4X4	1	0	0	0	0	0
	CHASSIS CAB	CHASSIS CAB	21	6	9	3	1	19
	LAND CRUISER SW	LAND CRUISER SW	1	0	0	0	0	0
	P/U SH 1/2T 4X4	SR5 SPORT	230	24	111	25	25	185
	P/U X CAB 1/2T 4X4	DELUXE	152	19	73	14	16	122
	P/U X CAB LN 1/2T	DELUXE	91	12	51	11	6	80
	P/U X CAB LN 1/2T	P/U X CAB LN 1/2T	5	0	2	0	2	4
	P/U XTRA CAB 1/2T	SR5 SPORT	7	1	3	0	1	5
	PICKUP LN 1/2T 4X4	DELUXE	26	4	8	6	4	22
	PICKUP LONG 1/2T	PICKUP LONG 1/2T	98	23	44	15	4	86
	PICKUP SHORT 1/2T	PICKUP SHORT 1/2T	386	75	169	59	28	331
	TRUCK	TRUCK	5	0	1	0	1	2
	VAN 4X2	DELUXE	5	0	3	0	1	4
	VAN 4X2	LE (LUX. EDN)	61	16	27	2	4	49
	VAN 4X4	LUX. EDN	9	0	4	0	2	6
VOLKSWAGEN								
	VANAGON	BUS	6	1	1	3	1	6
	VANAGON CAMPER	VANAGON CAMPER	4	1	2	1	0	4
		Subtotal:	7276	769	3114	709	770	5362
TRUCKS								

INTERNATIONAL								
	TRUCK	TRUCK	1	1	0	0	0	1
		Subtotal:	1	1	0	0	0	1
MOTORCYCLES								

HARLEY-DAVIDSON								
	FX	FXWG-80	5	0	0	0	0	0
	MOTORCYCLE	MOTORCYCLE	40	0	1	0	2	3
HONDA								
	MOTORCYCLE	MOTORCYCLE	287	35	59	3	28	125
KAWASAKI								
	MOTORCYCLE	MOTORCYCLE	101	10	18	4	11	43
SUZUKI								
	MOTORCYCLE	MOTORCYCLE	79	4	8	2	7	21
YAMAHA								
	MOTORCYCLE	MOTORCYCLE	115	11	27	4	7	49
		Subtotal:	627	60	113	13	55	241

Table B 5. Thefts and Recoveries of 1987 Model Year vehicles during calendar year 1988

Make	Series	Model	-----Number Recovered in 1988-----					Total
			Number of Thefts	Intact	In-Whole	In-Part	Condition Unknown	
		Undeciphered VIN'S:	227	15	89	11	15	130
		Totals:	26090	2639	12687	2139	3098	20563

Table B 6. Thefts and Recoveries of 1986 Model Year vehicles during calendar year 1988

Make	Series	Model	Number of				Condition		Total
			Thefts	Intact	In-Whole	In-Part	Unknown		
-----Number Recovered in 1988-----									
UNMARKED ANCESTORS									
PASSENGER CARS									

ACURA	INTEGRA 2D	LS	10	2	3	0	1	6	
	INTEGRA 2D	RS	4	0	3	0	0	3	
	INTEGRA 4D	LS	7	2	3	0	1	6	
	INTEGRA 4D	RS	6	1	2	0	2	5	
ALFA ROMEO	GTV6 2D	GTV6 2D	1	0	0	0	0	0	
	SPIDER CONV	ROADSTER	3	1	2	0	0	3	
AUDI	4000 4D	S	33	3	16	1	10	30	
	GT COUPE 2D	GT COUPE 2D	7	0	4	1	1	6	
BUICK	CENTURY 2D	CUSTOM	9	0	6	0	2	8	
	CENTURY 2D	LIMITED	11	1	5	3	1	10	
	CENTURY 4D	CUSTOM	130	7	79	6	29	121	
	CENTURY 4D	LIMITED	125	10	76	7	14	107	
	CENTURY 4D	T TYPE	10	1	5	1	2	9	
	CENTURY SW	CUSTOM	17	2	7	2	2	13	
	CENTURY SW	ESTATE	2	0	2	0	0	2	
	SKYHAWK 2D	CUSTOM	37	2	22	1	5	30	
	SKYHAWK 2D	LIMITED	2	1	0	0	0	1	
	SKYHAWK 2D	SPORT	12	0	6	2	1	9	
	SKYHAWK 2D	T TYPE	6	0	5	0	1	6	
	SKYHAWK 4D	CUSTOM	23	1	13	3	1	18	
	SKYHAWK 4D	LIMITED	6	1	4	0	1	6	
	SKYHAWK SW	CUSTOM	1	0	1	0	0	1	
	SKYLARK 4D	CUSTOM	40	6	17	0	11	34	
	SKYLARK 4D	LIMITED	21	3	11	2	3	19	
	SOMERSET 2D	CUSTOM	46	4	23	6	5	38	
	SOMERSET 2D	LIMITED	23	5	9	1	6	21	
	SOMERSET 2D	T TYPE	5	0	5	0	0	5	
CADILLAC	BROUGHAM 4D	BROUGHAM 4D	155	4	73	30	19	126	
	CIMARRON 4D	CIMARRON 4D	31	3	15	0	6	24	
	FLEETWOOD FWD 4D	LIMOUSINE	1	0	1	0	0	1	
CHEVROLET	CAPRICE 2D	CLASSIC	11	1	8	0	0	9	
	CAPRICE 4D	CAPRICE 4D	40	1	18	3	6	28	
	CAPRICE 4D	CLASSIC	223	5	121	20	28	174	
	CAPRICE SW	CLASSIC	51	6	32	2	2	42	
	CAVALIER 2D	CAVALIER 2D	41	5	24	3	7	39	
	CAVALIER 2D	CS	7	1	5	0	1	7	
	CAVALIER 2D	RS	51	8	26	1	9	44	
	CAVALIER 2D	TYPE 10	8	4	2	0	1	7	
	CAVALIER 2D	Z24	104	1	66	8	15	90	
	CAVALIER 4D	CAVALIER 4D	36	3	24	0	4	31	
	CAVALIER 4D	CS	69	6	34	5	11	56	

Table B 6. Thefts and Recoveries of 1986 Model Year vehicles during calendar year 1988

Make	Series	Model	Number of				Condition		Total
			Thefts	Intact	In-Whole	In-Part	Unknown		
-----Number Recovered in 1988-----									
UNMARKED ANCESTORS									
PASSENGER CARS									
CHEVROLET									
	CAVALIER 4D	RS	17	1	12	0	2	15	
	CAVALIER CONV	RS	6	1	3	1	1	6	
	CAVALIER SW	CAVALIER SW	8	1	3	0	2	6	
	CAVALIER SW	CS	10	2	3	2	1	8	
	CAVALIER SW	RS	1	1	0	0	0	1	
	CELEBRITY 2D	CELEBRITY 2D	33	3	15	2	8	28	
	CELEBRITY 4D	CELEBRITY 4D	247	14	149	19	25	207	
	CELEBRITY SW	CELEBRITY SW	33	3	15	1	4	23	
	CHEVETTE 2D	CHEVETTE 2D	30	2	14	1	6	23	
	CHEVETTE 4D	CHEVETTE 4D	30	3	17	1	4	25	
	MONTE CARLO 2D	MONTE CARLO 2D	739	31	410	79	101	621	
	SPECTRUM 2D	SPECTRUM 2D	44	2	23	4	10	39	
	SPECTRUM 4D	SPECTRUM 4D	218	24	139	6	24	193	
	SPRINT 2D	ER	3	1	2	0	0	3	
	SPRINT 2D	SPRINT 2D	25	7	9	1	3	20	
	SPRINT 4D	PLUS	29	3	10	1	6	20	
CHRYSLER									
	NEW YORKER 4D (E BOD	NEW YORKER 4D (E BOD	77	3	49	7	8	67	
DATSUN/NISSAN									
	200SX	200SX	67	11	26	5	10	52	
	PULSAR 2D	XE	108	18	52	6	16	92	
	SENTRA 2D	SENTRA 2D	94	18	43	5	8	74	
	SENTRA 4D	SENTRA 4D	53	4	28	1	11	44	
	SENTRA SW	SENTRA SW	13	3	4	0	5	12	
	STANZA 4D	STANZA 4D	18	2	13	0	2	17	
	STANZA SW	STANZA SW	15	3	8	0	1	12	
DODGE									
	OMNI 4D	OMNI 4D	26	2	16	3	3	24	
	OMNI 4D	SE	3	1	0	0	1	2	
	OMNI/CHARGER 2D	2.2	7	0	4	0	3	7	
	OMNI/CHARGER 2D	OMNI/CHARGER 2D	29	7	14	1	2	24	
	SHELBY CHARGER 2D	SHELBY CHARGER 2D	10	1	4	1	1	7	
DODGE/MITSUBISHI									
	COLT 2D	DL	10	3	5	0	1	9	
	COLT 2D	E	34	7	12	2	8	29	
	COLT 2D HTCH	DL/GTS	1	1	0	0	0	1	
	COLT 4D	DL	32	4	18	2	3	27	
	COLT 4D	E	65	7	37	1	13	58	
	COLT 4D	PREMIER	20	2	13	1	2	18	
FIAT/BERTONE									
	X 1/9	X 1/9	2	1	1	0	0	2	
FORD									
	ESCORT 2D	LX	1	1	0	0	0	1	
	ESCORT 2D	PONY	139	29	57	7	29	122	
	ESCORT 4D	GL	1	0	1	0	0	1	
	ESCORT 4D	L	87	16	47	1	8	72	
	ESCORT SW	L	30	5	14	1	7	27	
	ESCORT SW	LX	4	0	1	1	1	3	

Table B 6. Thefts and Recoveries of 1986 Model Year vehicles during calendar year 1988

Make	Series	Model	-----Number Recovered in 1988-----					Total
			Number of Thefts	Intact	In-Whole	In-Part	Condition Unknown	
UNMARKED ANCESTORS PASSENGER CARS								
FORD								
	EXP 2D	ESCORT EXP SPORT	27	2	15	0	5	22
	FORD LTD 2D	CROWN VICTORIA	2	1	1	0	0	2
	FORD LTD 4D	CROWN VICTORIA	19	2	7	1	2	12
	FORD LTD SW	COUNTRY SQUIRE	6	1	1	1	1	4
	LTD 4D	LTD 4D	18	3	7	0	5	15
	LTD SW	LTD SW	6	0	4	0	0	4
	TAURUS 4D	L	93	13	48	1	10	72
	TAURUS SW	L	19	1	8	3	2	14
	TEMPO 2D	GL	37	3	23	2	5	33
	TEMPO 2D	LX	5	0	2	0	2	4
	TEMPO 2D	SPORT	45	3	21	1	5	30
	TEMPO 4D	GL	70	9	31	8	13	61
	TEMPO 4D	LX	12	3	5	0	1	9
HONDA								
	ACCORD 2D	ACCORD 2D	11	1	9	0	1	11
	ACCORD 2D	LXI	35	7	14	3	6	30
	ACCORD 4D	ACCORD 4D	40	7	19	3	4	33
	ACCORD 4D	LX	100	18	47	4	12	81
	ACCORD 4D	LXI	52	4	28	2	11	45
	CIVIC CVCC 3D	CIVIC CVCC 3D	11	6	4	0	0	10
	CIVIC CVCC 3D	DX	14	2	6	1	1	10
	CIVIC CVCC 3D	S	12	3	3	1	2	9
	CIVIC CVCC 4D	CIVIC CVCC 4D	64	14	30	5	6	55
	CIVIC CVCC SW	CIVIC CVCC SW	3	0	2	0	1	3
	CIVIC CVCC/CRX 2D	CRX	37	8	16	1	4	29
	CIVIC CVCC/CRX 2D	CRX HF	12	5	5	0	0	10
	CIVIC CVCC/CRX 2D	CRX SI	32	3	17	3	4	27
	CIVIC SW 4X4	CIVIC SW 4X4	4	1	2	0	1	4
	PRELUDE	PRELUDE	71	13	32	6	8	59
	PRELUDE	SI	159	19	81	20	15	135
HYUNDAI								
	EXCEL 2D	EXCEL 2D	19	3	10	0	1	14
	EXCEL 2D	GL	14	2	5	0	4	11
	EXCEL 2D	GLS	7	0	3	0	2	5
	EXCEL 4D	EXCEL 4D	27	2	16	1	4	23
	EXCEL 4D	GL	106	20	53	7	12	92
	EXCEL 4D	GLS	139	17	65	4	19	105
MASERATI								
	425 4D	425 4D	4	2	0	0	1	3
	SPYDER CONV	SPYDER CONV	1	0	0	1	0	1
MAZDA								
	323 2D	323 2D	35	7	18	2	5	32
	323 4D	323 4D	159	21	100	6	20	147
MERCURY								
	LYNX 2D	L	18	3	7	2	4	16
	LYNX 2D	XR3	9	1	2	2	1	6
	LYNX 4D	L	16	1	9	1	0	11
	LYNX SW	L	3	1	1	0	0	2

Table B 6. Thefts and Recoveries of 1986 Model Year vehicles during calendar year 1988

Make	Series	Model	Number of				Condition	
			Thefts	Intact	In-Whole	In-Part	Unknown	Total
-----Number Recovered in 1988-----								
UNMARKED ANCESTORS PASSENGER CARS								
MERCURY								
	MARQUIS 4D	MARQUIS 4D	6	0	4	0	0	4
	MARQUIS SW	MARQUIS SW	1	0	1	0	0	1
	MARQUIS/GRAND MARQUI	COLONY PARK	5	2	2	0	0	4
	MARQUIS/GRAND MARQUI	GRAND MARQUIS	62	7	9	1	4	21
	SABLE 4D	SABLE 4D	34	4	18	0	5	27
	SABLE SW	SABLE SW	13	0	9	1	2	12
	TOPAZ 2D	GS	7	1	3	0	2	6
	TOPAZ 2D	LS	3	1	1	1	0	3
	TOPAZ 4D	GS	16	7	6	0	1	14
	TOPAZ 4D	LS	5	1	2	0	0	3
MITSUBISHI								
	MIRAGE 2D	HIGH/PREM(L/LS)	15	3	6	2	1	12
	MIRAGE 2D	MEDIUM	6	1	1	1	1	4
	MIRAGE 2D	SPECIAL	9	1	5	1	1	8
OLDSMOBILE								
	CALAIS 2D	CALAIS 2D	61	5	34	3	11	53
	CALAIS 2D	SUPREME	31	2	19	2	6	29
	CALAIS 4D	CALAIS 4D	47	6	28	3	4	41
	CALAIS 4D	SUPREME	48	2	28	4	6	40
	CUST. CRUISER SW	CUST. CRUISER SW	30	2	20	1	5	28
	FIRENZA 2D	FIRENZA 2D	7	0	5	1	1	7
	FIRENZA 2D	LC	1	0	1	0	0	1
	FIRENZA 2D	S	3	0	1	0	2	3
	FIRENZA 4D	FIRENZA 4D	8	1	5	0	0	6
	FIRENZA 4D	LX	3	0	2	0	1	3
OPEL/ISUZU								
	I-MARK 2D FWD	I-MARK 2D FWD	10	0	4	2	2	8
	I-MARK 4D FWD	I-MARK 4D FWD	47	9	26	1	8	44
	I-MARK 4D RWD	I-MARK 4D RWD	1	0	1	0	0	1
PEUGEOT								
	505 4D	505 4D	12	0	4	1	4	9
PLYMOUTH								
	HORIZON 2D	TURISMO	20	2	9	0	2	13
	HORIZON 2D	TURISMO 2.2	7	2	2	0	0	4
	HORIZON 4D	HORIZON 4D	26	4	10	1	7	22
	HORIZON 4D	SE	4	1	2	0	1	4
PONTIAC								
	2000 2D CONV	SUNBIRD GT	4	2	0	1	0	3
	6000 2D	6000 2D	4	0	1	1	0	2
	6000 2D	LE	6	0	2	2	0	4
	6000 4D	6000 4D	85	10	54	5	10	79
	6000 4D	LE	105	6	68	9	12	95
	6000 4D	SE	17	1	9	3	2	15
	6000 4D	STE	63	6	41	7	3	57
	6000 SW	6000 SW	6	2	3	0	0	5
	6000 SW	LE	5	2	2	1	0	5
	6000 SW	SE	1	0	0	1	0	1
	GRAND AM 2D	GRAND AM 2D	115	12	65	14	9	100

Table B 6. Thefts and Recoveries of 1986 Model Year vehicles during calendar year 1988

Make	Series	Model	Number of				Condition Unknown	Total
			Thefts	Intact	In-Whole	In-Part		
-----Number Recovered in 1988-----								
UNMARKED ANCESTORS								
PASSENGER CARS								
PONTIAC								
	GRAND AM 2D	LE	98	7	59	12	6	84
	GRAND AM 2D	SE	64	3	35	11	7	56
	GRAND AM 4D	GRAND AM 4D	103	7	68	13	8	96
	GRAND AM 4D	LE	73	8	41	7	13	69
	GRAND AM 4D	SE	45	4	28	4	4	40
	J2000/2000 2D	SUNBIRD GT	44	2	22	4	7	35
	J2000/2000 2D	SUNBIRD SE	40	4	20	3	6	33
	J2000/2000 4D	SUNBIRD	36	4	15	4	10	33
	J2000/2000 4D	SUNBIRD GT	1	0	0	0	1	1
	J2000/2000 SW	SUNBIRD	1	0	1	0	0	1
	PARISIENNE 4D	BROUGHAM	54	4	31	3	9	47
	PARISIENNE 4D	PARISIENNE 4D	16	0	10	3	2	15
	PARISIENNE SW	PARISIENNE SW	15	0	8	4	3	15
	T1000/1000 2D	T1000/1000 2D	15	1	9	2	2	14
	T1000/1000 4D	T1000/1000 4D	12	3	4	0	1	8
PORSCHE								
	944 COUPE	S	17	5	6	0	2	13
	944 COUPE	TURBO	10	0	6	1	0	7
RENAULT/EAGLE								
	ALLIANCE 2D	ALLIANCE 2D	11	2	6	1	0	9
	ALLIANCE 2D	DL	3	1	1	0	0	2
	ALLIANCE 2D	L	6	3	3	0	0	6
	ALLIANCE 4D	ALLIANCE 4D	8	0	4	0	1	5
	ALLIANCE 4D	DL	18	3	10	1	1	15
	ALLIANCE 4D	L	14	1	9	0	1	11
	ALLIANCE CONV	DL	4	0	0	0	2	2
	ENCORE 2D	ELECTRONIC	1	0	1	0	0	1
	ENCORE 2D	GS	3	0	2	0	0	2
	ENCORE 2D	LS	2	0	1	0	0	1
	ENCORE 2D	S	13	3	7	1	1	12
	ENCORE 4D	S	4	0	3	0	1	4
SAAB								
	SAAB 9000 4D	TURBO	7	1	4	0	2	7
SUBARU								
	DL/GL 4D SEDAN	DL	3	2	1	0	0	3
	DL/GL SW	DL	1	0	0	0	0	0
	HATCHBACK	GL	11	3	4	0	2	9
	HATCHBACK	STD	1	0	1	0	0	1
TOYOTA								
	COROLLA TERCEL 2D	COROLLA TERCEL 2D	16	8	5	0	1	14
	COROLLA TERCEL 2D	DELUXE	13	5	7	0	1	13
	COROLLA TERCEL 4D	DELUXE	27	7	16	0	4	27
	TERCEL SW 2WD	DELUXE	15	2	9	0	2	13
	TERCEL SW 4WD	DELUXE	6	2	2	1	0	5
	TERCEL SW 4WD	SR5	3	0	1	1	0	2
VOLKSWAGEN								
	GOLF 2D	GL	28	3	13	3	2	21
	GOLF 2D	GOLF 2D	1	0	1	0	0	1

Table B 6. Thefts and Recoveries of 1986 Model Year vehicles during calendar year 1988

Make	Series	Model	Number Recovered in 1988					Total
			Thefts	Intact	In-Whole	In-Part	Unknown	
UNMARKED ANCESTORS								
PASSENGER CARS								
VOLKSWAGEN								
	GOLF 4D	GOLF 4D	32	5	16	0	8	29
	GTI 2D	GTI 2D	58	5	34	6	3	48
	JETTA 2D	JETTA 2D	14	1	9	0	0	10
	JETTA SEDAN	GL	4	0	3	0	0	3
	JETTA SEDAN	GLI	49	7	23	3	4	37
	JETTA SEDAN	JETTA SEDAN	130	12	69	4	18	103
	QUANTUM 4D	QUANTUM 4D	21	2	11	0	1	14
VOLVO								
	240 4D	DL/GL	12	2	6	0	0	8
	240 SW	DL/GL	11	2	4	1	4	11
	760/740 4D	740 GLE	26	6	9	1	5	21
	760/740 4D	760 GLE	8	1	7	0	0	8
	760/740 SW	740 GLE	2	0	1	0	1	2
	760/740 SW	760 GLE	4	2	1	1	0	4
YUGO								
	YUGO 2D	GV	62	4	26	3	9	42
Subtotal:			7672	833	4052	531	1016	6432
MARKED ANCESTORS								
PASSENGER CARS								
ACURA								
	LEGEND 4D	SUNROOF	27	9	11	1	4	25
AUDI								
	4000 QUATTRO 4D 4WD	S	8	0	5	0	3	8
	5000 QUATTRO 4D	CS	3	0	2	0	0	2
BMW								
	325/325 E 4D	325/325 E 4D	23	3	10	1	2	16
	325/325 E/325 ES 2D	325/325 E/325 ES 2D	57	3	26	1	8	38
	524 TD 4D	524 TD 4D	1	0	1	0	0	1
	528 E 4D	528 E 4D	16	2	6	0	7	15
	535 I/535 IS 4D	535 I/535 IS 4D	3	0	1	0	0	1
	635 CSI/L6 2D	635 CSI/L6 2D	1	0	0	0	0	0
BUICK								
	ELECTRA 2D FWD	ELECTRA 2D FWD	2	0	2	0	0	2
	ELECTRA 2D FWD	PARK AVE.	8	1	2	1	0	4
	ELECTRA 4D FWD	ELECTRA 4D FWD	23	0	14	3	2	19
	ELECTRA 4D FWD	PARK AVE.	117	7	71	9	11	98
	ELECTRA 4D FWD	T TYPE	14	1	10	1	0	12
	ELECTRA SW RWD	ESTATE	21	1	11	5	3	20
	LESABRE 2D	CUSTOM	13	2	9	2	0	13
	LESABRE 2D	LIMITED	17	2	6	1	4	13
	LESABRE 4D	CUSTOM	42	2	28	3	4	37
	LESABRE 4D	LIMITED	60	3	37	7	7	54
	LESABRE SW	ESTATE	8	0	5	2	1	8
	+REGAL 2D RWD	LIMITED	213	6	109	24	31	170
	+REGAL 2D RWD	REGAL 2D RWD	191	5	107	15	17	144

Table B.6. Thefts and Recoveries of 1986 Model Year vehicles during calendar year 1988

Make	Series	Model	-----Number Recovered in 1988-----					Total
			Number of Thefts	Intact	In-Whole	In-Part	Condition Unknown	
MARKED ANCESTORS PASSENGER CARS								
BUICK								
	+REGAL 2D RWD	T TYPE	61	3	31	5	8	47
	RIVIERA 2D	RIVIERA 2D	21	2	9	1	1	13
	RIVIERA 2D	T TYPE	2	0	1	0	0	1
CADILLAC								
	DEVILLE 2D FWD	DEVILLE 2D FWD	84	2	42	8	15	67
	DEVILLE 4D FWD	DEVILLE 4D FWD	245	13	133	29	34	209
	ELDORADO 2D	ELDORADO 2D	28	5	9	2	6	22
	SEVILLE 4D	SEVILLE 4D	23	4	11	1	3	19
CHEVROLET								
	CAMARO	BERLINETTA	9	0	3	0	2	5
	CAMARO	Z28	1620	81	883	216	187	1367
	NOVA 4D	NOVA 4D	346	27	225	12	48	312
CHRYSLER								
	LASER 2D	LASER 2D	31	2	16	2	4	24
	LASER 2D	XE	42	3	22	2	7	34
	LEBARON 2D	LEBARON 2D	17	2	7	2	4	15
	LEBARON 2D CONV	LEBARON 2D CONV	33	3	20	1	5	29
	LEBARON 4D	LEBARON 4D	24	3	15	1	1	20
	LEBARON 4D (H BODY)	GTS	4	0	2	0	1	3
	LEBARON GTS 4D	LEBARON GTS 4D	86	6	50	6	13	75
	LEBARON SW	TOWN & COUNTRY	2	0	2	0	0	2
	NEW YORKER 4D RWD	5TH AVE. EDITION	73	13	33	2	13	61
DODGE								
	600 2D	600 2D	11	0	6	1	3	10
	600 2D CONV.	600 2D CONV.	28	0	20	1	5	26
	600 4D	600 4D	7	1	3	0	3	7
	600 4D	SE	9	1	5	0	2	8
	ARIES 2D	ARIES 2D	2	0	0	0	2	2
	ARIES 2D	LE	2	0	1	1	0	2
	ARIES 2D	SPECIAL EDITION	4	1	3	0	0	4
	ARIES 4D	ARIES 4D	6	1	3	0	2	6
	ARIES 4D	LE	26	2	13	0	5	20
	ARIES 4D	SPECIAL EDITION	2	0	1	0	1	2
	ARIES SW	LE	8	2	3	1	2	8
	DAYTONA 2D	DAYTONA 2D	41	4	20	2	4	30
	DAYTONA 2D	SHELBY Z	61	2	38	7	8	55
	DIPLOMAT 4D	SALON	2	0	0	0	0	0
	DIPLOMAT 4D	SE	6	0	4	0	2	6
	LANCER 4D	ES	26	1	16	3	3	23
	LANCER 4D	LANCER 4D	32	5	21	1	2	29
FORD								
	MUSTANG	LX	242	23	108	17	35	183
	MUSTANG CONV	LX	36	12	11	4	5	32
	THUNDERBIRD 2D	THUNDERBIRD 2D	163	24	74	7	18	123
JAGUAR								
	XJ-S 2D	XJ-S 2D	7	0	6	0	0	6
	XJ6	VDP	6	1	1	1	2	5
	XJ6	XJ6	10	1	2	0	2	5

Table B 6. Thefts and Recoveries of 1986 Model Year vehicles during calendar year 1988

Make	Series	Model	Number of				Condition		Total
			Thefts	Intact	In-Whole	In-Part	Unknown		
-----Number Recovered in 1988-----									
MARKED ANCESTORS									
PASSENGER CARS									
LINCOLN									
	CONTINENTAL 4D	CONTINENTAL 4D	9	1	4	0	1	6	
	LINCOLN CONT. 4D	TOWN CAR	87	8	26	5	12	51	
	MARK VII 2D	MARK VII 2D	26	3	10	1	5	19	
MAZDA									
	+626 SEDAN	626 SEDAN	308	35	176	12	56	279	
	+626/MX-6 2D	626/MX-6 2D	122	20	64	5	24	113	
	+GLC WAGON	GLC WAGON	3	0	2	0	0	2	
MERCEDES BENZ									
	190 D 4D	2.5L	3	0	1	0	1	2	
	190 E 4D	2.3L	14	2	4	1	3	10	
	300 E 4D	300 E 4D	20	8	2	0	3	13	
	300 SDL 4D	300 SDL 4D	3	1	1	0	1	3	
	420 SEL 4D	420 SEL 4D	12	1	2	1	2	6	
	560 SEC 2D	560 SEC 2D	1	0	1	0	0	1	
	560 SEL 4D	560 SEL 4D	10	1	3	0	1	5	
	560 SL CONV	ROADSTER	25	3	7	3	3	16	
MERCURY									
	+CAPRI	CAPRI	15	0	8	2	3	13	
	COUGAR 2D	COUGAR 2D	130	15	51	5	16	87	
MERKUR									
	XR4TI 2D	XR4TI 2D	16	1	9	1	0	11	
MITSUBISHI									
	CORDIA 2D	HIGH/PREM(L/LS)	12	2	5	0	1	8	
	TREDIA 4D	HIGH/PREM(L/LS)	27	2	11	1	9	23	
OLDSMOBILE									
	98 2D FWD	REGENCY BROUGHAM	4	0	3	1	0	4	
	98 4D FWD	REGENCY	35	4	22	3	5	34	
	98 4D FWD	REGENCY BROUGHAM	151	11	92	11	20	134	
	+CIERA 2D	CIERA BROUGHAM	43	3	25	4	7	39	
	+CIERA 2D	CIERA LS	37	5	22	1	7	35	
	+CIERA 4D	CIERA BROUGHAM	170	8	107	13	21	149	
	+CIERA 4D	LS	193	15	116	14	21	166	
	+CUTLASS 2D	CUTLASS SUPREME	350	14	204	27	37	282	
	+CUTLASS 2D	SALON	85	4	57	8	5	74	
	+CUTLASS 2D	SUPREME BROUGHAM	288	19	176	31	25	251	
	+CUTLASS 4D	CUTLASS SUPREME	83	6	49	3	12	70	
	+CUTLASS 4D	SUPREME BROUGHAM	53	0	32	3	8	43	
	+CUTLASS SW	CRUISER	25	2	15	2	3	22	
	DELTA-88 2D	ROYALE	30	2	13	5	6	26	
	DELTA-88 2D	ROYALE BROUGHAM	37	2	18	3	7	30	
	DELTA-88 4D	ROYALE	122	3	77	9	15	104	
	DELTA-88 4D	ROYALE BROUGHAM	145	8	97	14	13	132	
	TORONADO	BROUGHAM	17	1	6	1	2	10	
PLYMOUTH									
	CARAVELLE 4D	CARAVELLE 4D	8	2	5	0	1	8	
	CARAVELLE 4D	SPECIAL EDITION	14	2	12	0	0	14	
	GRAN FURY 4D	SALON	1	0	1	0	0	1	
	RELIANT 2D	LE	3	0	1	0	1	2	

Table B 6. Thefts and Recoveries of 1986 Model Year vehicles during calendar year 1988

Make	Series	Model	-----Number Recovered in 1988-----				Total	
			Number of Thefts	Intact	In-Whole	In-Part		Condition Unknown
MARKED ANCESTORS								
PASSENGER CARS								
PLYMOUTH								
	RELIANT 2D	SPECIAL EDITION	6	1	2	1	0	4
	RELIANT 4D	LE	19	4	8	0	2	14
	RELIANT 4D	RELIANT 4D	8	2	1	0	2	5
	RELIANT 4D	SPECIAL EDITION	1	0	1	0	0	1
	RELIANT SW	LE	5	1	1	0	1	3
	RELIANT SW	SPECIAL EDITION	1	0	0	0	0	0
PONTIAC								
	BONNEVILLE 4D	BONNEVILLE 4D	33	0	18	4	2	24
	BONNEVILLE 4D	BROUGHAM	14	1	8	0	1	10
	BONNEVILLE 4D	LE	10	0	7	0	1	8
	FIERO 2D	FIERO 2D	21	3	13	1	2	19
	FIERO 2D	GT	132	11	80	10	18	119
	FIERO 2D	SE	161	9	99	14	22	144
	FIERO 2D	SPORT	92	9	58	7	11	85
	FIREBIRD	FIREBIRD	412	14	248	37	63	382
	FIREBIRD	SE	16	2	12	0	1	15
	FIREBIRD	TRANS/AM	549	18	309	74	61	462
	+GRAND PRIX	BROUGHAM	24	2	14	5	2	23
	+GRAND PRIX	GRAND PRIX	98	5	51	8	12	76
	+GRAND PRIX	LE	66	6	30	5	11	52
PORSCHÉ								
	911 COUPE	911 COUPE	5	2	0	0	0	2
	911 COUPE	TURBO	4	0	1	2	0	3
	911 TARGA/CABRIOLET	911 TARGA/CABRIOLET	15	1	2	2	1	6
	928 COUPE	928 COUPE	3	0	0	0	0	0
SAAB								
	SAAB 900 2D	S	5	2	2	0	1	5
	SAAB 900 2D	SAAB 900 2D	4	0	3	0	1	4
	SAAB 900 2D	TURBO	9	0	4	0	2	6
	SAAB 900 4D	S	5	0	2	0	1	3
	SAAB 900 4D	SAAB 900 4D	4	0	3	0	1	4
SUBARU								
	HARDTOP/XT 2D	GL	9	3	6	0	0	9
	HARDTOP/XT 2D	GL-10 TURBO	15	2	10	0	2	14
	XT 2D	DL	3	0	3	0	0	3
TOYOTA								
	CAMRY 4D	DELUXE	282	32	173	9	43	257
	CAMRY 4D	LE (LUX. EDN)	254	28	164	9	25	226
	CELICA	GT	81	14	36	3	8	61
	CELICA	GT-S	41	8	13	3	8	32
	CELICA	ST	15	3	7	2	0	12
	COROLLA 2D	(HAWAII)	8	1	6	0	0	7
	COROLLA 2D	GT-S	42	2	25	4	4	35
	COROLLA 2D	SR5 SPORT	77	7	43	2	9	61
	COROLLA SEDAN	DELUXE	359	62	198	15	46	321
	COROLLA SEDAN	LE (LUX. EDN)	124	20	72	5	17	114
	MR2	MR2	374	52	182	68	39	341

Table B 6. Thefts and Recoveries of 1986 Model Year vehicles during calendar year 1988

Make	Series	Model	Number of				Condition		Total
			Thefts	Intact	In-Whole	In-Part	Unknown		
-----Number Recovered in 1988-----									
MARKED ANCESTORS PASSENGER CARS									
VOLKSWAGEN									
	+CABRIOLET CONV.	CABRIOLET CONV.	40	3	21	6	5	35	
	SCIROCCO	SCIROCCO	42	5	16	9	6	36	
		Subtotal:	10581	846	5835	907	1350	8938	
ANTI-THEFT EXEMPT ANCESTORS PASSENGER CARS									

AUDI									
	5000 4D	CS	8	0	4	2	1	7	
	5000 4D	S	47	5	19	2	11	37	
BMW									
	*735 I 4D	735 I 4D	3	0	2	0	0	2	
CHEVROLET									
	*CORVETTE	CORVETTE	70	4	14	4	14	36	
	*CORVETTE CONV	CORVETTE CONV	16	5	3	0	1	9	
DATSUN/NISSAN									
	*240/260/280/300	300 ZX	84	8	36	6	12	62	
	*240/260/280/300 2+2	300 ZX	29	2	8	5	4	19	
	*810/MAXIMA SEDAN	810/MAXIMA SEDAN	78	7	37	7	7	58	
	*810/MAXIMA WAGON	810/MAXIMA WAGON	3	0	3	0	0	3	
DODGE/MITSUBISHI									
	CONQUEST 2D	CONQUEST 2D	15	1	5	1	3	10	
MAZDA									
	RX-7 COUPE	RX-7 COUPE	120	15	56	9	10	90	
MITSUBISHI									
	GALANT 4D	HIGH/PREM(L/LS)	66	4	34	1	10	49	
	STARION 2D	HIGH/PREM(L/LS)	24	1	9	2	5	17	
OPEL/ISUZU									
	IMPULSE 2D	IMPULSE 2D	37	2	19	2	6	29	
TOYOTA									
	*CELICA SUPRA	CELICA SUPRA	25	0	8	6	2	16	
	*CRESSIDA 4D	LE (LUX. EDN)	90	8	52	1	10	71	
	*CRESSIDA SW	LE (LUX. EDN)	3	0	2	0	0	2	
	*SUPRA 2D	SUPRA 2D	30	5	11	4	5	25	
	*SUPRA 2D	WITH SPORT ROOF	3	0	2	0	0	2	
		Subtotal:	751	67	324	52	101	544	
		Passenger Total:	19004	1746	10211	1490	2467	15914	
MPVS									

AMC/EAGLE									
	EAGLE 4D	EAGLE 4D	1	0	0	0	0	0	
	EAGLE SW	EAGLE SW	2	1	1	0	0	2	

Table B 6. Thefts and Recoveries of 1986 Model Year vehicles during calendar year 1988

Make	Series	Model	-----Number Recovered in 1988-----				Condition Unknown	Total
			Number of Thefts	Intact	In-Whole	In-Part		
MPVS								
CHEVROLET TRUCK								
	10 PICKUP 1/2T	10 PICKUP 1/2T	801	26	226	97	60	409
	10 PICKUP 1/2T 4X4	4WD	153	10	22	10	10	52
	20 CREW C P/U 3/4T	BONUS/CREW CAB	4	0	0	0	0	0
	20 PICKUP 3/4T	20 PICKUP 3/4T	54	3	15	3	3	24
	20 PICKUP 3/4T 4X4	4WD	30	2	8	1	3	14
	30 CHASSIS CAB 1T	30 CHASSIS CAB 1T	2	1	0	0	0	1
	30 CREW C P/U 1T	BONUS CREW CAB	17	1	6	2	1	10
	30 CREW C P/U 1T 4X4	BONUS/CREW CAB 4WD	3	0	2	0	0	2
	30 PICKUP 1T	30 PICKUP 1T	20	2	5	0	3	10
	30 PICKUP 1T 4X4	4WD	9	0	1	0	1	2
	ASTRO CARGO VAN	INCOMPLETE	13	1	8	1	1	11
	ASTRO CARGO VAN	TRUCK	34	1	21	3	4	29
	ASTRO VAN	MPV	62	6	39	4	9	58
	BLAZER 1/2T 4X4	4WD	107	6	45	9	10	70
	CHEVYVAN 1/2T	CHEVYVAN 1/2T	22	2	10	1	2	15
	CHEVYVAN 1T	CHEVYVAN 1T	8	1	3	0	1	5
	CHEVYVAN 3/4T	CHEVYVAN 3/4T	44	5	20	5	6	36
	CHEVYVAN 3/4T	INCOMPLETE	138	3	69	15	21	108
	CUTAWAY/RV C VAN 1T	CUTAWAY/RV C VAN 1T	1	1	0	0	0	1
	EL CAMINO	EL CAMINO	32	3	18	4	2	27
	S10 BLAZER	S10 BLAZER	99	10	49	14	13	86
	S10 PICKUP	S10 PICKUP	79	8	41	9	6	64
	SPORTVAN 3/4T	SPORTVAN 3/4T	14	0	6	2	4	12
	SUBURBAN 1/2T	SUBURBAN 1/2T	127	4	60	19	10	93
	SUBURBAN 1/2T	TRUCK	11	0	4	1	1	6
	SUBURBAN 1/2T 4X4	4WD	19	1	8	2	1	12
	SUBURBAN 1/2T 4X4	TRUCK	1	0	0	0	0	0
	SUBURBAN 3/4T	SUBURBAN 3/4T	9	0	0	3	0	3
	SUBURBAN 3/4T 4X4	4WD	4	1	2	0	0	3
	T10 BLAZER 4X4	4WD	231	14	123	17	32	186
	T10 PICKUP 4X4	4WD	29	2	7	4	6	19
	TRUCK	TRUCK	18	1	9	1	1	12
DATSUN/NISSAN								
	CHASSIS CAB	CHASSIS CAB	2	1	1	0	0	2
	KING CAB P/U 4X2	KING CAB P/U 4X2	39	9	15	4	5	33
	KING CAB P/U 4X4	KING CAB P/U 4X4	29	7	4	5	2	18
	P/U KING C 4X2	P/U KING C 4X2	19	3	10	1	1	15
	P/U KING C 4X4	P/U KING C 4X4	20	2	12	0	0	14
	P/U KING X 4X4	SE	22	3	10	0	2	15
	P/U LONG 4X4	P/U LONG 4X4	6	0	5	0	0	5
	P/U SHORT 4X2	P/U SHORT 4X2	85	20	28	7	9	64
	P/U SHORT 4X4	P/U SHORT 4X4	7	0	4	1	1	6
	PICKUP LONG 4X2	PICKUP LONG 4X2	11	1	4	1	1	7
	PICKUP LONG 4X4	PICKUP LONG 4X4	3	0	2	0	1	3
	PICKUP SHORT 4X2	PICKUP SHORT 4X2	121	36	36	23	12	107
	PICKUP SHORT 4X4	PICKUP SHORT 4X4	5	1	2	1	0	4
	TRUCK	TRUCK	33	5	11	4	2	22

Table B 6. Thefts and Recoveries of 1986 Model Year vehicles during calendar year 1988

Make	Series	Model	Number of				Condition		Total
			Thefts	Intact	In-Whole	In-Part	Unknown		
-----Number Recovered in 1988-----									
MPVS									
DODGE TRUCK									
	AD150 UTILITY	SPORT	13	1	3	0	0	4	
	AW150 UTILITY	SPORT	8	1	2	1	0	4	
	B150 VAN MPV	WAGON	2	0	0	0	1	1	
	B150 VAN TRK/INC	INCOMPLETE	4	1	3	0	0	4	
	B150 VAN TRK/INC	TRUCK	10	1	6	0	1	8	
	B250 VAN MPV	WAGON	4	0	2	0	1	3	
	B250 VAN TRK/INC	INCOMPLETE	22	0	14	2	1	17	
	B250 VAN TRK/INC	TRUCK	13	1	7	0	0	8	
	B350 VAN MPV	BUS	1	0	1	0	0	1	
	B350 VAN TRK/INC	INCOMPLETE	1	0	1	0	0	1	
	B350 VAN TRK/INC	TRUCK	10	1	6	1	0	8	
	CARAVAN WAGON	CARAVAN WAGON	7	2	3	0	1	6	
	CARAVAN WAGON	LE	27	3	16	3	1	23	
	CARAVAN WAGON	SE	22	2	13	3	1	19	
	D100/D150 PICKUP	CONVENTIONAL CAB	33	2	14	2	0	18	
	D250 PICKUP	CONVENTIONAL CAB	5	0	2	0	1	3	
	MINI RAM VAN	MINI RAM VAN	4	0	2	0	1	3	
	RAM50/D50 P/U SH 4X2	RAM50/D50 P/U SH 4X2	39	9	13	3	4	29	
	RAM50/D50 P/U SH 4X2	ROYAL	9	2	5	0	1	8	
	RAM50/D50 P/U SH 4X4	RAM50/D50 P/U SH 4X4	12	3	8	0	0	11	
	RAM50/D50 P/U SH 4X4	ROYAL	1	1	0	0	0	1	
	TRUCK	TRUCK	6	0	4	0	0	4	
	W100/W150 PICKUP	CONVENTIONAL CAB	12	0	3	0	2	5	
	W250 PICKUP	CONVENTIONAL CAB	3	0	2	0	0	2	
DODGE/MITSUBISHI									
	COLT VISTA SW	VISTA	9	2	2	1	1	6	
	COLT VISTA SW 4X4	VISTA	4	0	4	0	0	4	
	TRUCK	TRUCK	2	0	1	0	0	1	
FORD TRUCK									
	AEROSTAR CARGO VAN	CARGO VAN	9	1	4	0	1	6	
	AEROSTAR CARGO VAN	WINDOW VAN	2	0	1	0	0	1	
	AEROSTAR VAN	WINDOW WAGON	39	3	17	1	6	27	
	BRONCO	4WD	41	4	14	2	3	23	
	BRONCO II 4X4	BRONCO II 4X4	67	2	20	3	10	35	
	E150 ECONO CARGO VAN	CARGO VAN	70	7	28	6	8	49	
	E150 ECONO CARGO VAN	SUPER CARGO VAN	3	0	1	1	0	2	
	E150 ECONO CARGO VAN	SUPER WINDOW VAN	1	1	0	0	0	1	
	E150 ECONO CARGO VAN	WINDOW VAN	3	1	1	0	1	3	
	E150 ECONO CLUB WGN	CLUB WAGON	4	2	1	0	0	3	
	E250 ECONO CARGO VAN	CARGO VAN	7	0	3	1	0	4	
	E250 ECONO CARGO VAN	SUPER CARGO VAN	4	0	4	0	0	4	
	E350 CUTAWAY	CUTAWAY	5	1	2	0	1	4	
	E350 CUTAWAY	CUTWAY	8	0	4	0	1	5	
	E350 ECONO CARGO VAN	CARGO VAN	5	0	1	2	0	3	
	E350 ECONO CARGO VAN	SUPER CARGO VAN	2	1	1	0	0	2	
	E350 RV CUTAWAY	RV CUTAWAY	4	0	0	0	1	1	
	F150 PICKUP 4X2	F150 PICKUP 4X2	136	10	44	5	16	75	
	F150 PICKUP 4X4	4WD	53	3	10	3	6	22	
	F150 SUPER P/U 4X2	SUPER PICKUP 4X2	65	4	13	8	10	35	

Table B 6. Thefts and Recoveries of 1986 Model Year vehicles during calendar year 1988

Make	Series	Model	Number of				Condition	
			Thefts	Intact	In-Whole	In-Part	Unknown	Total
-----Number Recovered in 1988-----								
MPVS								
FORD TRUCK								
	F150 SUPER P/U 4X4	SUPER PICKUP 4X4	6	2	2	0	1	5
	F250 PICKUP 4X2	F250 PICKUP 4X2	31	7	9	0	1	17
	F250 PICKUP 4X4	4WD	33	4	9	1	4	18
	F250 SUPER P/U 4X2	SUPER PICKUP 4X2	20	0	4	1	3	8
	F250 SUPER P/U 4X4	SUPER PICKUP 4X4	4	2	0	0	1	3
	F350 CHASSIS C 4X2	F350 CHASSIS C 4X2	12	3	5	1	0	9
	F350 CREW C P/U 4X2	CREW CAB	8	2	1	2	2	7
	F350 CREW C P/U 4X4	CREW CAB	3	1	0	0	1	2
	F350 PICKUP 4X2	F350 PICKUP 4X2	5	0	2	0	0	2
	F350 PICKUP 4X4	4WD	4	1	2	0	1	4
	RANGER PICKUP 4X2	RANGER PICKUP 4X2	81	16	32	5	8	61
	RANGER PICKUP 4X4	4WD	27	1	10	2	6	19
	RANGER SUPER P/U 4X2	SUPER CAB	24	3	9	0	4	16
	RANGER SUPER P/U 4X4	SUPER CAB	7	0	2	0	0	2
	TRUCK	TRUCK	12	3	6	1	1	11
GMC TRUCK								
	1500 PICKUP 1/2T	1500 PICKUP 1/2T	186	3	56	32	7	98
	1500 PICKUP 1/2T 4X4	4WD	35	2	10	1	0	13
	2500 PICKUP 3/4T	2500 PICKUP 3/4T	12	0	5	1	2	8
	2500 PICKUP 3/4T 4X4	4WD	9	2	2	0	0	4
	3500 CREW C P/U 1T	CREW/BONUS CAB	5	0	1	0	0	1
	3500 PICKUP 1T	3500 PICKUP 1T	3	0	0	0	0	0
	3500 PICKUP 1T 4X4	4WD	2	0	0	0	0	0
	CABALLERO	CABALLERO	1	0	1	0	0	1
	CUTAWAY/RV C VAN 1T	CUTAWAY/RV C VAN 1T	1	0	1	0	0	1
	JIMMY 1/2T 4X4	4WD	22	1	10	3	1	15
	RALLY WAGON 3/4T	RALLY WAGON 3/4T	1	0	1	0	0	1
	S15 JIMMY	S15 JIMMY	23	4	10	2	1	17
	S15 PICKUP	S15 PICKUP	18	1	13	1	1	16
	SAFARI CARGO VAN	TRUCK	5	1	1	0	2	4
	SAFARI VAN	MPV	12	0	9	1	1	11
	SUBURBAN 1/2T	SUBURBAN 1/2T	26	1	10	6	2	19
	SUBURBAN 1/2T 4X4	4WD	5	0	1	2	1	4
	SUBURBAN 3/4T	SUBURBAN 3/4T	3	0	2	0	0	2
	T15 JIMMY 4X4	4WD	57	3	32	10	6	51
	T15 PICKUP 4X4	T15 PICKUP 4X4	6	0	1	0	0	1
	TRUCK	TRUCK	27	1	9	2	5	17
	VANDURA 3/4T	INCOMPLETE	31	2	14	5	6	27
	VANDURA 3/4T	VANDURA 3/4T	7	0	4	1	0	5
JEEP								
	CHEROKEE 4X2	CHEROKEE 4X2	41	2	28	4	4	38
	CHEROKEE 4X4	CHEROKEE 4X4	215	15	134	14	21	184
	CJ-7 ROADSTER	CJ-7 ROADSTER	43	3	23	0	2	28
	COMANCHE 4X2 LONG	COMANCHE 4X2 LONG	5	0	3	0	2	5
	COMANCHE 4X2 LONG	CUSTOM	9	1	2	2	0	5
	COMANCHE 4X4 LONG	CUSTOM	12	0	8	1	2	11
	TRUCK	TRUCK	22	2	13	0	3	18
	WAGONEER	WAGONEER	23	0	14	1	2	17
	WAGONEER/G. WAGONEER	GRAND WAGONEER	11	1	6	0	2	9

Table B 6. Thefts and Recoveries of 1986 Model Year vehicles during calendar year 1988

Make	Series	Model	Number of				Condition		Total
			Thefts	Intact	In-Whole	In-Part	Unknown		
-----Number Recovered in 1988-----									
MFVS									
MAZDA	B SER. LONG P/U 4X2	B SER. LONG P/U 4X2	59	10	27	9	7	53	
	B SER. STD P/U 4X2	B SER. STD P/U 4X2	191	29	100	20	18	167	
	B2000 CAB PLUS P/U TRUCK	B2000 CAB PLUS P/U TRUCK	43	9	14	6	7	36	
			1	0	1	0	0	1	
MITSUBISHI	MONTERO 4X4	HIGH(SP)	6	2	1	0	1	4	
	MONTERO 4X4	MONTERO 4X4	4	0	2	0	0	2	
	PICKUP STD 4X2	LOW(S)	25	8	8	0	5	21	
	PICKUP STD 4X4	LOW(S)	3	0	0	1	2	3	
	TRUCK	TRUCK	2	0	1	0	0	1	
OPEL/ISUZU	P/U LN 1/2T 4X2	P/U LN 1/2T 4X2	6	2	2	0	0	4	
	P/U SH 1/2T 4X2	P/U SH 1/2T 4X2	34	6	10	1	6	23	
	P/U SH 1/2T 4X4	P/U SH 1/2T 4X4	7	1	2	1	0	4	
	P/U SPACE C 1/2T 4X2	P/U SPACE C 1/2T 4X2	7	0	4	0	0	4	
	TROOPER VAN 4X4	TROOPER VAN 4X4	68	17	32	4	7	60	
	TRUCK	TRUCK	3	0	2	0	0	2	
PLYMOUTH TRUCK	VOYAGER WAGON	LE	17	1	7	1	4	13	
	VOYAGER WAGON	SE	26	3	16	2	4	25	
	VOYAGER WAGON	VOYAGER WAGON	7	1	4	1	0	6	
SUBARU	BRAT 4X4	GL	4	0	2	0	0	2	
	DL/GL 2D	GL	5	0	2	0	2	4	
	DL/GL 4D SEDAN	GL	20	3	9	2	0	14	
	DL/GL 4D SEDAN	GL-10	3	0	3	0	0	3	
	DL/GL 4D SEDAN	GL-10 TURBO	12	1	6	1	2	10	
	DL/GL SW	GL	10	2	5	1	1	9	
	DL/GL SW	GL-10 TURBO	5	2	1	0	1	4	
	DL/GL SW 4WD	GL	8	2	4	0	1	7	
	DL/GL SW 4WD	GL-10 TURBO	5	1	3	0	1	5	
	GL 2D 4WD	GL	1	0	0	0	1	1	
	GL 2D 4WD	GL TURBO	3	0	2	0	0	2	
	GL 4D 4WD	GL	2	0	0	0	1	1	
	GL 4D 4WD	GL TURBO	4	1	0	0	1	2	
	HARDTOP/XT 2D 4WD	GL-10 TURBO	8	1	7	0	0	8	
	TRUCK	TRUCK	1	0	1	0	0	1	
SUZUKI	SAMURAI 4X4	OPEN TOP	106	16	48	11	8	83	
	SAMURAI VAN 4X4	VAN	9	1	2	2	1	6	
TOYOTA	4RUNNER PICKUP	4RUNNER PICKUP	186	35	91	15	15	156	
	4RUNNER PICKUP	SR5	2	1	1	0	0	2	
	4RUNNER WAGON	SR5	53	6	16	8	5	35	
	4RUNNER WAGON	SR5 TURBO	15	1	8	3	0	12	
	CARGO VAN 4X2	CARGO VAN 4X2	80	16	36	6	9	67	
	CARGO VAN 4X2	PANEL VAN	14	5	5	1	0	11	
	CHASSIS CAB	CHASSIS CAB	13	5	4	0	0	9	
	LAND CRUISER SW	LAND CRUISER SW	1	0	0	0	0	0	

Table B 6. Thefts and Recoveries of 1986 Model Year vehicles during calendar year 1988

Make	Series	Model	-----Number Recovered in 1988-----					Total
			Number of Thefts	Intact	In-Whole	In-Part	Condition Unknown	
MPVS								
TOYOTA								
	P/U SH 1/2T 4X4	SR5 SPORT	37	1	20	4	2	27
	P/U X CAB 1/2T 4X4	DELUXE	93	17	36	12	8	73
	P/U X CAB 1/2T 4X4	SR5 SPORT	84	14	30	9	8	61
	P/U X CAB 1/2T 4X4	SR5 TURBO	7	0	3	1	0	4
	P/U X CAB LN 1/2T	DELUXE	77	23	34	9	3	69
	P/U XTRA CAB 1/2T	SR5	2	0	2	0	0	2
	P/U XTRA CAB 1/2T	SR5 SPORT	35	4	16	5	3	28
	PICKUP LN 1/2T 4X4	DELUXE	46	11	20	3	6	40
	PICKUP LN 1/2T 4X4	SR5 SPORT	23	5	9	3	3	20
	PICKUP LONG 1/2T	DELUXE	43	6	20	6	7	39
	PICKUP LONG 1/2T	PICKUP LONG 1/2T	86	28	29	9	5	71
	PICKUP LONG 1/2T	SR5 SPORT	4	0	1	1	1	3
	PICKUP LONG 1T	PICKUP LONG 1T	26	10	8	1	5	24
	PICKUP SH 1/2T 4X4	PICKUP SH 1/2T 4X4	199	37	84	24	17	162
	PICKUP SH 1/2T 4X4	TURBO	27	5	8	6	0	19
	PICKUP SHORT 1/2T	PICKUP SHORT 1/2T	326	71	145	42	30	288
	TRUCK	TRUCK	11	0	6	2	0	8
	VAN 4X2	DELUXE	17	3	9	1	1	14
	VAN 4X2	LE (LUX. EDN)	102	18	33	7	6	64
VOLKSWAGEN								
	VANAGON	BUS	1	0	0	0	0	0
		Subtotal:	6891	807	2797	665	649	4918
TRUCKS								
HARLEY-DAVIDSON								
	FX	FXWG-80	2	0	0	0	0	0
	MOTORCYCLE	MOTORCYCLE	41	1	5	1	2	9
HONDA								
	MOTORCYCLE	MOTORCYCLE	309	44	71	9	26	150
KAWASAKI								
	MOTORCYCLE	MOTORCYCLE	97	14	17	4	8	43
SUZUKI								
	MOTORCYCLE	MOTORCYCLE	67	9	9	1	7	26
YAMAHA								
	MOTORCYCLE	MOTORCYCLE	78	11	20	0	5	36
		Subtotal:	594	79	122	15	48	264
MOTORCYCLES								
		Undeciphered VIN'S:	227	11	88	12	14	125
		Totals:	26716	2643	13218	2182	3178	21221

+ Series subject to the Theft Prevention Standard in 1988 only.

* Series also had passive anti-theft device in 1985-1986.

Table B 7. Thefts and Recoveries of 1983 Model Year vehicles during calendar year 1983

Make	Series	Model	-----Number Recovered in 1983-----					Total
			Number of Thefts	Intact	In-Whole	In-Part	Condition Unknown	
UNMARKED ANCESTORS PASSENGER CARS								
ALFA ROMEO	GTV6 2D	GTV6 2D	1	0	0	0	0	0
AMC/EAGLE	CONCORD 4D	DL	7	1	2	2	0	5
AUDI	4000 4D	4000 4D	2	0	0	0	1	1
BUICK	CENTURY 2D	CUSTOM	1	0	0	0	0	0
	CENTURY 4D	CUSTOM	7	0	2	0	2	4
	CENTURY 4D	LIMITED	11	0	0	1	6	7
	SKYHAWK 2D	CUSTOM	4	0	1	0	2	3
	SKYHAWK 2D	LIMITED	3	1	1	0	1	3
	SKYHAWK 2D	T TYPE	1	0	0	1	0	1
	SKYHAWK 4D	CUSTOM	1	0	1	0	0	1
	SKYHAWK SW	LIMITED	1	0	0	0	1	1
	SKYLARK 2D	LIMITED	1	0	0	1	0	1
	SKYLARK 2D	SKYLARK 2D	2	0	0	0	1	1
	SKYLARK 4D	LIMITED	4	0	2	0	1	3
	SKYLARK 4D	SKYLARK 4D	6	1	0	0	2	3
CADILLAC	BROUGHAM 2D	BROUGHAM 2D	18	1	3	2	5	11
	BROUGHAM 4D	BROUGHAM 4D	54	9	6	3	23	41
	CIMARRON 4D	CIMARRON 4D	15	0	4	3	4	11
CHEVROLET	CAPRICE 4D	CLASSIC	93	2	15	9	34	60
	CAPRICE SW	CLASSIC	27	4	4	1	12	21
	CAVALIER 2D	CAVALIER 2D	6	1	0	1	4	6
	CAVALIER 2D	CS	5	1	1	0	2	4
	CAVALIER 2D	TYPE 10	6	0	0	0	0	0
	CAVALIER 4D	CAVALIER 4D	3	1	0	0	2	3
	CAVALIER 4D	CS	8	2	0	1	3	6
	CAVALIER SW	CAVALIER SW	2	1	1	0	0	2
	CAVALIER SW	CS	2	1	0	0	1	2
	CELEBRITY 2D	CELEBRITY 2D	5	1	0	1	2	4
	CELEBRITY 4D	CELEBRITY 4D	12	1	4	1	4	10
	CHEVETTE 2D	CHEVETTE 2D	11	1	1	0	4	6
	CHEVETTE 2D	SCOOTER	11	2	1	0	5	8
	CHEVETTE 4D	CHEVETTE 4D	12	3	1	0	4	8
	CHEVETTE 4D	SCOOTER	1	0	0	0	1	1
	CITATION 4D	CITATION 4D	6	1	0	0	3	4
	IMPALA 4D	IMPALA 4D	15	1	1	3	5	10
	MALIBU 4D	MALIBU 4D	16	3	0	1	5	9
	MALIBU SW	MALIBU SW	12	2	1	2	3	8
	MONTE CARLO 2D	MONTE CARLO 2D	115	6	13	16	36	71
CHRY/PLYM/MITS	COLT 2D	DELUXE	2	1	0	0	0	1
	SAPPORO 2D	SAPPORO 2D	5	0	1	0	1	2

Table B 7. Thefts and Recoveries of 1983 Model Year vehicles during calendar year 1983

Make	Series	Model	-----Number Recovered in 1983-----				Total	
			Number of Thefts	Intact	In-Whole	Condition In-Part Unknown		
UNMARKED ANCESTORS PASSENGER CARS								
CHRYSLER								
	CORDOBA	CORDOBA	6	0	0	0	4	4
	E CLASS 4D	E CLASS 4D	2	1	0	1	0	2
	NEW YORKER 4D (E BOD	NEW YORKER 4D (E BOD	8	2	1	0	2	5
DATSUN/NISSAN								
	200SX	200SX	15	1	2	0	6	9
	PULSAR 2D	DX	17	1	6	0	8	15
	PULSAR 2D	PULSAR 2D	1	0	0	0	1	1
	PULSAR 4D	DX	2	1	0	0	0	1
	SENTRA 2D	SENTRA 2D	36	9	6	0	11	26
	SENTRA 4D	SENTRA 4D	15	2	3	0	6	11
	SENTRA SW	SENTRA SW	4	0	0	0	3	3
	STANZA 2D	STANZA 2D	3	0	0	0	1	1
	STANZA 4D	STANZA 4D	8	2	2	0	4	8
DODGE								
	400 2D CONV.	400 2D CONV.	3	0	0	1	1	2
	400 4D	400 4D	4	0	2	0	0	2
	MIRADA 2D	MIRADA 2D	6	0	1	2	1	4
	OMNI 4D	OMNI 4D	6	0	1	1	2	4
	OMNI/CHARGER 2D	2.2000000000	2	0	0	0	1	1
	OMNI/CHARGER 2D	OMNI/CHARGER 2D	8	0	1	0	3	4
	SHELBY CHARGER 2D	SHELBY CHARGER 2D	2	0	0	0	1	1
DODGE/MITSUBISHI								
	CHALLENGER	CHALLENGER	12	0	2	0	5	7
	COLT 2D	COLT 2D	1	0	0	0	0	0
	COLT 2D	DELUXE	1	1	0	0	0	1
	COLT 4D	COLT 4D	3	2	0	0	0	2
FORD								
	ESCORT 2D	GL	5	0	2	0	1	3
	ESCORT 2D	GT	3	1	0	0	1	2
	ESCORT 2D	L	25	4	6	0	8	18
	ESCORT 4D	GL	4	1	0	0	1	2
	ESCORT 4D	L	4	2	0	0	1	3
	ESCORT SW	GL	2	0	0	0	1	1
	ESCORT SW	L	5	0	2	0	1	3
	EXP 2D	EXP 2D	7	1	2	1	3	7
	FAIRMONT FUTURA 2D	FUTURA	3	0	0	0	0	0
	FAIRMONT FUTURA 4D	S	5	0	0	1	2	3
	FORD LTD 2D	CROWN VICTORIA	5	0	1	0	3	4
	FORD LTD 4D	CROWN VICTORIA	7	0	0	0	3	3
	FORD LTD SW	COUNTRY SQUIRE	1	0	0	0	0	0
	LTD 4D	LTD 4D	12	2	1	1	5	9
	LTD SW	LTD SW	1	1	0	0	0	1
GM OF CANADA								
	PARISIENNE 4D	BROUGHAM	3	0	0	0	3	3
	PARISIENNE 4D	PARISIENNE 4D	3	0	1	0	1	2
HONDA								
	ACCORD 4D	ACCORD 4D	56	12	5	10	16	43
	ACCORD 4D	LX	1	0	0	0	1	1
	ACCORD LX 2D	LX	21	5	4	0	7	16

Table B 7. Thefts and Recoveries of 1983 Model Year vehicles during calendar year 1983

Make	Series	Model	Number Recovered in 1983					Total
			Thefts	Intact	In-Whole	In-Part	Unknown	
UNMARKED ANCESTORS PASSENGER CARS								
HONDA								
	CIVIC CVCC 3D	CIVIC CVCC 3D	4	0	0	0	2	2
	CIVIC CVCC 3D	DX	2	0	1	1	0	2
	CIVIC CVCC 3D	FE	5	1	1	0	0	2
	CIVIC CVCC 3D	S	9	0	1	0	5	6
	CIVIC CVCC 4D	CIVIC CVCC 4D	12	3	2	0	4	9
	CIVIC CVCC SW	CIVIC CVCC SW	1	0	0	0	0	0
	PRELUDE	PRELUDE	8	2	0	1	1	4
MERCURY								
	LN7 2D	LN7 2D	2	0	0	1	0	1
	LYNX 2D	L	6	0	2	0	3	5
	LYNX 2D	RS	3	0	1	0	1	2
	LYNX 4D	L	3	0	1	1	1	3
	LYNX SW	GS	2	1	1	0	0	2
	MARQUIS 4D	MARQUIS 4D	6	1	1	0	3	5
	MARQUIS/GRAND MARQUI	GRAND MARQUIS	11	1	0	0	7	8
	ZEPHYR 4D	ZEPHYR 4D	4	0	2	0	0	2
OLDSMOBILE								
	CUST. CRUISER SW	CUST. CRUISER SW	13	0	2	1	6	9
	FIRENZA 2D	S	1	0	1	0	0	1
	FIRENZA 4D	FIRENZA 4D	1	0	0	0	0	0
	FIRENZA 4D	LX	1	0	1	0	0	1
	OMEGA 4D	BROUGHAM	3	2	0	0	1	3
	OMEGA 4D	OMEGA 4D	5	0	0	0	3	3
OPEL/ISUZU								
	I-MARK 4D RWD	I-MARK 4D RWD	1	0	0	0	0	0
PEUGEOT								
	505 4D	505 4D	10	3	0	1	1	5
PLYMOUTH								
	HORIZON 2D	TURISMO	7	1	2	1	1	5
	HORIZON 2D	TURISMO 2.2	6	0	2	1	0	3
	HORIZON 4D	CUSTOM	1	0	0	0	0	0
	HORIZON 4D	HORIZON 4D	6	3	0	0	0	3
PONTIAC								
	6000 2D	6000 2D	1	0	0	0	1	1
	6000 4D	6000 4D	5	1	0	1	2	4
	6000 4D	LE	5	0	2	1	1	4
	J2000/2000 2D	J2000/2000 2D	5	2	0	1	1	4
	J2000/2000 4D	SUNBIRD	4	0	0	0	3	3
	PHOENIX 2D	LJ	1	0	0	0	0	0
	PHOENIX 2D	PHOENIX 2D	1	1	0	0	0	1
	T1000/1000 2D	T1000/1000 2D	2	0	1	0	0	1
RENAULT/EAGLE								
	ALLIANCE 2D	ALLIANCE 2D	1	0	0	0	0	0
	ALLIANCE 2D	DL	1	0	0	0	0	0
	ALLIANCE 4D	DL	13	1	5	1	4	11
	FUEGO 2D	DELUXE	4	0	0	0	2	2

Table B 7. Thefts and Recoveries of 1983 Model Year vehicles during calendar year 1983

Make	Series	Model	-----Number Recovered in 1983-----					Total
			Number of Thefts	Intact	In-Whole	In-Part	Condition Unknown	
UNMARKED ANCESTORS PASSENGER CARS								
SUBARU								
	DL/GL 4D SEDAN	DL	2	0	0	0	2	2
	HATCHBACK	GL	3	0	1	0	1	2
TOYOTA								
	COROLLA TERCEL 2D	COROLLA TERCEL 2D	5	3	0	0	2	5
	COROLLA TERCEL 2D	DELUXE	17	1	2	0	8	11
	COROLLA TERCEL 2D	SR5	14	6	1	2	4	13
VOLKSWAGEN								
	JETTA SEDAN	JETTA SEDAN	2	0	1	0	0	1
	QUANTUM 4D	QUANTUM 4D	1	0	0	1	0	1
VOLVO								
	240 4D	GRAND LUXE TOURING	5	1	0	0	1	2
	240 SW	DL/GL	12	5	0	0	5	10
	760/740 4D	760 GLE	3	0	0	0	1	1
		Subtotal:	1092	138	151	82	375	746
MARKED ANCESTORS PASSENGER CARS								

AUDI								
	QUATTRO 2D 4WD	4WD	1	0	0	0	0	0
BMW								
	318 I 2D	318 I 2D	8	1	1	2	1	5
	320 I 2D	320 I 2D	41	6	3	6	9	24
	528 E 4D	528 E 4D	10	2	2	1	1	6
	533 I 4D	533 I 4D	3	0	0	0	1	1
BUICK								
	ELECTRA 2D RWD	LIMITED	7	1	0	1	1	3
	ELECTRA 2D RWD	PARK AVE.	21	3	1	2	11	17
	ELECTRA 4D RWD	LIMITED	17	2	3	2	5	12
	ELECTRA 4D RWD	PARK AVE.	71	4	12	17	23	56
	ELECTRA SW RWD	ESTATE	9	2	0	2	4	8
	LESABRE 2D	CUSTOM	8	2	1	1	4	8
	LESABRE 2D	LIMITED	29	1	3	6	11	21
	LESABRE 4D	CUSTOM	16	3	2	1	2	8
	LESABRE 4D	LIMITED	46	4	9	4	18	35
	LESABRE SW	ESTATE	6	1	0	1	3	5
	+REGAL 2D RWD	LIMITED	110	11	17	18	26	72
	+REGAL 2D RWD	REGAL 2D RWD	69	3	15	8	24	50
	+REGAL 2D RWD	T TYPE	3	1	0	0	0	1
	+REGAL 4D	LIMITED	15	1	1	0	3	5
	+REGAL 4D	REGAL 4D	19	1	2	2	6	11
	+REGAL SW	ESTATE	2	0	0	1	1	2
	RIVIERA 2D	RIVIERA 2D	112	5	13	18	37	73
	RIVIERA 2D	T TYPE	3	0	0	1	2	3
	RIVIERA 2D CONV	RIVIERA 2D CONV	3	3	0	0	0	3

Table B 7. Thefts and Recoveries of 1983 Model Year vehicles during calendar year 1983

Make	Series	Model	Number of					Total
			Thefts	Intact	In-Whole	In-Part	Unknown	
-----Number Recovered in 1983-----								
MARKED ANCESTORS								
PASSENGER CARS								
CADILLAC								
	DEVILLE 2D RWD	DEVILLE 2D RWD	120	12	16	17	43	88
	DEVILLE 4D RWD	DEVILLE 4D RWD	95	11	14	7	31	63
	ELDORADO 2D	ELDORADO 2D	216	35	21	29	61	146
	SEVILLE 4D	SEVILLE 4D	47	5	2	11	12	30
CHEVROLET								
	CAMARO	BERLINETTA	24	2	4	2	6	14
	CAMARO	Z28	200	15	19	27	58	119
CHRYSLER								
	LEBARON 2D	LEBARON 2D	4	1	1	1	0	3
	LEBARON 2D CONV	LEBARON 2D CONV	4	1	1	1	0	3
	LEBARON 4D	LEBARON 4D	10	1	0	1	5	7
	LEBARON SW	TOWN & COUNTRY	5	1	1	0	2	4
	NEW YORKER 4D RWD	5TH AVE. EDITION	58	7	12	5	17	41
DODGE								
	600 2D	600 2D	2	0	1	0	1	2
	600 4D	600 4D	6	1	2	0	0	3
	600 4D	ES	4	0	0	0	1	1
	ARIES 2D	ARIES 2D	4	0	0	0	1	1
	ARIES 4D	ARIES 4D	7	2	0	0	3	5
	ARIES SW	CUSTOM	2	0	0	1	1	2
	ARIES SW	SE	1	0	0	0	0	0
FORD								
	MUSTANG	GL	33	2	3	3	5	13
	MUSTANG	L	8	1	0	1	3	5
	MUSTANG CONV	GLX	14	2	1	1	6	10
	THUNDERBIRD 2D	THUNDERBIRD 2D	25	4	2	0	8	14
JAGUAR								
	XJ6	XJ6	4	0	0	0	3	3
LINCOLN								
	CONTINENTAL 4D	CONTINENTAL 4D	6	0	0	0	6	6
	LINCOLN CONT. 4D	TOWN CAR	7	1	1	0	3	5
	MARK VI 2D	MARK VI 2D	9	0	0	0	4	4
	MARK VI 4D	MARK VI 4D	3	2	1	0	0	3
MAZDA								
	626 SEDAN	626 SEDAN	8	0	5	0	1	6
	+626/MX-6 2D	626/MX-6 2D	8	2	0	3	1	6
	+GLC 2D	FWD	4	1	0	1	2	4
	+GLC SEDAN	FWD	8	2	1	2	2	7
	+GLC WAGON	GLC WAGON	1	0	0	0	1	1
MERCEDES BENZ								
	240 D 4D	240 D 4D	5	2	0	0	0	2
	300 D 4D	300 D 4D	12	1	2	0	0	3
	300 SD 4D	300 SD 4D	13	1	0	1	1	3
	300 TD SW	300 TD SW	4	1	0	0	1	2
	+380 SEL 4D	380 SEL 4D	5	0	0	0	1	1
	+380 SL CONV	ROADSTER	7	1	0	0	2	3

Table B 7. Thefts and Recoveries of 1983 Model Year vehicles during calendar year 1983

Make	Series	Model	Number of					Total
			Thefts	Intact	In-Whole	In-Part	Unknown	
-----Number Recovered in 1983-----								
MARKED ANCESTORS PASSENGER CARS								
MERCURY								
	+CAPRI	CAPRI	7	3	0	0	2	5
	COUGAR 2D	COUGAR 2D	15	2	1	0	8	11
MITSUBISHI								
	CORDIA 2D	HIGH/PREM(L/LS)	2	0	1	0	1	2
	TREDIA 4D	HIGH/PREM(L/LS)	1	0	0	1	0	1
OLDSMOBILE								
	98 2D RWD	REGENCY	16	0	3	2	7	12
	98 4D RWD	REGENCY	57	3	6	15	20	44
	98 4D RWD	REGENCY BROUGHAM	78	3	9	13	33	58
	+CIERA 2D	CIERA BROUGHAM	6	2	1	0	2	5
	+CIERA 2D	CIERA LS	5	1	2	1	1	5
	+CIERA 4D	CIERA BROUGHAM	21	2	3	3	7	15
	+CIERA 4D	LS	22	2	2	3	6	13
	+CUTLASS 2D	CALAIS	27	0	6	3	12	21
	+CUTLASS 2D	CUTLASS SUPREME	144	7	21	20	38	86
	+CUTLASS 2D	SUPREME BROUGHAM	95	3	10	16	36	65
	+CUTLASS 4D	CUTLASS SUPREME	29	2	1	7	8	18
	+CUTLASS 4D	SUPREME BROUGHAM	23	4	2	2	9	17
	+CUTLASS SW	CRUISER	6	1	1	1	1	4
	DELTA-88 2D	ROYALE	25	2	3	4	12	21
	DELTA-88 2D	ROYALE BROUGHAM	25	0	2	7	11	20
	DELTA-88 4D	DELTA-88 4D	5	0	2	1	2	5
	DELTA-88 4D	ROYALE	47	4	10	12	12	38
	DELTA-88 4D	ROYALE BROUGHAM	49	4	10	9	16	39
	TORONADO	BROUGHAM	70	3	6	14	27	50
PLYMOUTH								
	GRAN FURY 4D	SALON	2	0	0	1	0	1
	RELIANT 2D	RELIANT 2D	4	0	0	0	2	2
	RELIANT 4D	RELIANT 4D	4	1	0	0	3	4
	RELIANT SW	CUSTOM	3	0	1	0	2	3
PONTIAC								
	BONNEVILLE 4D	BONNEVILLE 4D	13	3	1	1	3	8
	BONNEVILLE 4D	BROUGHAM	4	1	0	1	1	3
	BONNEVILLE SW	BONNEVILLE SW	2	1	0	0	0	1
	FIREBIRD	FIREBIRD	30	5	8	1	7	21
	FIREBIRD	SE	9	2	1	0	3	6
	FIREBIRD	TRANS/AM	59	5	10	4	9	28
	+GRAND PRIX	BROUGHAM	16	1	4	2	6	13
	+GRAND PRIX	GRAND PRIX	49	3	2	3	23	31
	+GRAND PRIX	LJ	50	2	5	10	22	39
PORSCHÉ								
	911 COUPE	911 COUPE	21	4	2	1	3	10
	911 TARGA/CABRIOLET	911 TARGA/CABRIOLET	3	0	0	1	0	1
SAAB								
	SAAB 900 2D	S	3	1	1	0	0	2
	SAAB 900 2D	TURBO	2	0	0	0	2	2
	SAAB 900 4D	S	5	1	2	1	1	5
	SAAB 900 4D	TURBO	3	0	2	1	0	3

Table B 7. Thefts and Recoveries of 1983 Model Year vehicles during calendar year 1983

Make	Series	Model	-----Number Recovered in 1983-----					Total
			Number of Thefts	Intact	In-Whole	In-Part	Condition Unknown	
MARKED ANCESTORS PASSENGER CARS								
SUBARU								
	HARDTOP/XT 2D	GL	3	0	1	0	0	1
TOYOTA								
	CAMRY 4D	DELUXE	3	1	0	1	0	2
	CAMRY 4D	LE (LUX. EDN)	12	1	2	0	2	5
	CELICA	GT	37	6	6	5	13	30
	CELICA	GT-S	59	10	12	10	18	50
	CELICA	ST	10	2	3	1	1	7
	COROLLA 2D	COROLLA 2D	1	0	0	0	1	1
	COROLLA 2D	DELUXE	94	16	11	9	20	56
	+STARLET LIFTBACK	STARLET LIFTBACK	2	0	0	0	2	2
VOLKSWAGEN								
	+RABBIT 2D	GTI	36	3	3	3	4	13
	+RABBIT 2D	L	2	0	0	1	1	2
	+RABBIT SEDAN	LS	2	0	1	0	0	1
	SCIROCCO	SCIROCCO	2	1	0	0	0	1
		Subtotal:	2942	292	375	399	905	1971
ANTI-THEFT EXEMPT ANCESTORS PASSENGER CARS								

AUDI								
	5000 4D	5000 4D	6	0	1	0	3	4
	5000 4D	S	15	1	1	1	8	11
	5000 4D	T	2	0	0	0	2	2
BMW								
	*733 I 4D	733 I 4D	10	1	2	1	2	6
CHEVROLET								
	*CORVETTE	CORVETTE	18	3	1	1	1	6
DATSUN/NISSAN								
	*240/260/280/300	280 ZX	78	8	11	8	15	42
	*240/260/280/300 2+2	280 ZX	22	1	4	3	4	12
	*810/MAXIMA SEDAN	810/MAXIMA SEDAN	48	9	14	0	9	32
	*810/MAXIMA WAGON	810/MAXIMA WAGON	1	0	0	0	1	1
MAZDA								
	RX-7 COUPE	RX-7 COUPE	139	20	25	19	24	88
MITSUBISHI								
	STARION 2D	HIGH/PREM(L/LS)	5	0	0	2	1	3
OPEL/ISUZU								
	IMPULSE 2D	IMPULSE 2D	2	0	0	0	2	2
TOYOTA								
	*CELICA SUPRA	CELICA SUPRA	70	12	8	9	24	53
	*CRESSIDA 4D	LE (LUX. EDN)	43	10	5	4	10	29
	*CRESSIDA SW	LE (LUX. EDN)	1	0	0	1	0	1
		Subtotal:	460	65	72	49	106	292
		Passenger Total:	4494	495	598	530	1386	3009

Table B 7. Thefts and Recoveries of 1983 Model Year vehicles during calendar year 1983

Make	Series	Model	Number of				Condition		Total
			Thefts	Intact	In-Whole	In-Part	Unknown		
-----Number Recovered in 1983-----									
MPVS									
TOYOTA									
MPVS									
AMC/EAGLE									
	EAGLE 4D	DL	2	1	0	0	0	1	
	EAGLE 50 LIFTBACK	SX/4	2	0	0	0	0	0	
	EAGLE 50 LIFTBACK	SX/4, DL	3	1	0	0	1	2	
	EAGLE SW	LIMITED	1	1	0	0	0	1	
CHEVROLET TRUCK									
	10 PICKUP 1/2T	10 PICKUP 1/2T	179	4	12	13	27	56	
	10 PICKUP 1/2T 4X4	4WD	43	1	2	0	1	4	
	20 CREW C P/U 3/4T	BONUS/CREW CAB	1	0	0	0	0	0	
	20 PICKUP 3/4T	20 PICKUP 3/4T	16	0	0	1	1	2	
	20 PICKUP 3/4T 4X4	4WD	16	0	1	1	1	3	
	30 CHASSIS CAB 1T	30 CHASSIS CAB 1T	4	1	0	0	1	2	
	30 CREW C P/U 1T	BONUS CREW CAB	4	1	0	0	0	1	
	30 PICKUP 1T	30 PICKUP 1T	9	0	0	0	1	1	
	30 PICKUP 1T 4X4	4WD	2	0	0	0	1	1	
	BLAZER 1/2T 4X4	4WD	30	0	1	1	3	5	
	CHEVYVAN 1/2T	CHEVYVAN 1/2T	5	1	0	1	1	3	
	CHEVYVAN 1T	CHEVYVAN 1T	2	0	0	1	0	1	
	CHEVYVAN 3/4T	CHEVYVAN 3/4T	17	1	3	3	2	9	
	CHEVYVAN 3/4T	INCOMPLETE	19	1	0	3	10	14	
	EL CAMINO	EL CAMINO	6	1	1	0	1	3	
	S10 BLAZER	S10 BLAZER	7	0	2	0	1	3	
	S10 PICKUP	S10 PICKUP	21	2	1	5	2	10	
	SPORTVAN 3/4T	SPORTVAN 3/4T	2	0	0	0	2	2	
	SUBURBAN 1/2T	SUBURBAN 1/2T	8	0	1	1	3	5	
	SUBURBAN 1/2T 4X4	4WD	1	0	0	0	1	1	
	SUBURBAN 3/4T 4X4	4WD	1	0	0	0	0	0	
	T10 BLAZER 4X4	4WD	18	1	2	1	4	8	
	T10 PICKUP 4X4	4WD	7	1	0	0	1	2	
DATSUN/NISSAN									
	CHASSIS CAB	CHASSIS CAB	1	0	0	0	0	0	
	KING CAB P/U 4X2	KING CAB P/U 4X2	7	2	1	0	1	4	
	KING CAB P/U 4X4	KING CAB P/U 4X4	7	0	0	0	4	4	
	PICKUP LONG 4X4	PICKUP LONG 4X4	1	0	0	0	1	1	
	PICKUP SHORT 4X2	PICKUP SHORT 4X2	15	3	1	1	4	9	
DODGE TRUCK									
	AD150 UTILITY	SPORT	3	0	0	0	2	2	
	AW150 UTILITY	SPORT	2	0	0	0	1	1	
	B150 VAN MPV	WAGON	1	0	0	0	1	1	
	B150 VAN TRK/INC	INCOMPLETE	5	0	0	0	0	0	
	B150 VAN TRK/INC	TRUCK	12	1	0	2	3	6	
	B250 VAN TRK/INC	INCOMPLETE	15	2	1	3	4	10	
	B250 VAN TRK/INC	TRUCK	11	1	2	0	4	7	
	B350 VAN TRK/INC	TRUCK	1	0	0	0	1	1	
	D100/D150 PICKUP	CONVENTIONAL CAB	14	1	4	0	5	10	
	RAM50/D50 P/U SH 4X2	RAM50/D50 P/U SH 4X2	1	0	0	0	0	0	
	RAM50/D50 P/U SH 4X2	ROYAL	1	0	0	0	1	1	

Table B 7. Thefts and Recoveries of 1983 Model Year vehicles during calendar year 1983

-----Number Recovered in 1983-----

Make	Series	Model	Number of				Condition		Total
			Thefts	Intact	In-Whole	In-Part	Unknown		
MPVS									
DODGE TRUCK									
	RAM50/D50 P/U SH 4X4	SPORT	1	0	1	0	0	1	
	W100/W150 PICKUP	CONVENTIONAL CAB	1	0	0	0	0	0	
FORD TRUCK									
	BRONCO	4WD	24	1	0	0	3	4	
	BRONCO II 4X4	BRONCO II 4X4	7	0	2	0	0	2	
	E100 ECONO CARGO VAN	CARGO VAN	8	0	1	0	2	3	
	E150 ECONO CARGO VAN	CARGO VAN	36	5	1	6	11	23	
	E150 ECONO CARGO VAN	SUPER CARGO VAN	2	1	1	0	0	2	
	E150 ECONO CLUB WGN	CLUB WAGON	2	0	0	0	1	1	
	E250 ECONO CARGO VAN	CARGO VAN	3	0	0	0	1	1	
	E250 ECONO CLUB WGN	CLUB WAGON	1	0	0	0	1	1	
	E350 ECONO CARGO VAN	CARGO VAN	3	0	0	0	1	1	
	F100 PICKUP 4X2	F100 PICKUP 4X2	19	1	3	0	3	7	
	F150 PICKUP 4X2	F150 PICKUP 4X2	18	1	2	3	4	10	
	F150 PICKUP 4X4	4WD	24	1	1	1	2	5	
	F150 SUPER P/U 4X2	SUPER PICKUP 4X2	11	0	0	1	1	2	
	F250 PICKUP 4X2	F250 PICKUP 4X2	6	0	1	0	1	2	
	F250 PICKUP 4X4	4WD	7	0	0	2	0	2	
	F250 SUPER P/U 4X2	SUPER PICKUP 4X2	2	1	0	0	0	1	
	F350 CHASSIS C 4X2	F350 CHASSIS C 4X2	2	0	0	0	0	0	
	F350 PICKUP 4X2	F350 PICKUP 4X2	1	0	0	0	0	0	
	RANGER PICKUP 4X2	RANGER PICKUP 4X2	47	4	7	3	11	25	
	RANGER PICKUP 4X4	4WD	9	0	1	1	0	2	
GMC TRUCK									
	1500 PICKUP 1/2T	1500 PICKUP 1/2T	57	1	1	7	12	21	
	1500 PICKUP 1/2T 4X4	4WD	9	1	0	0	1	2	
	2500 PICKUP 3/4T	2500 PICKUP 3/4T	8	1	0	0	1	2	
	2500 PICKUP 3/4T 4X4	4WD	5	0	0	0	0	0	
	3500 CHASSIS CAB 1T	3500 CHASSIS CAB 1T	1	0	0	0	0	0	
	3500 CREW C P/U 1T	CREW/BONUS CAB	2	0	0	0	0	0	
	JIMMY 1/2T 4X4	4WD	7	1	0	0	1	2	
	RALLY WAGON 3/4T	RALLY WAGON 3/4T	1	0	0	0	1	1	
	S15 PICKUP	S15 PICKUP	4	1	1	0	0	2	
	SUBURBAN 1/2T	SUBURBAN 1/2T	1	0	0	0	0	0	
	T15 JIMMY 4X4	4WD	1	0	0	0	0	0	
	VANDURA 1/2T	VANDURA 1/2T	1	0	1	0	0	1	
	VANDURA 3/4T	INCOMPLETE	11	0	4	1	2	7	
	VANDURA 3/4T	VANDURA 3/4T	1	0	0	0	0	0	
JEEP									
	CHEROKEE 4X4	CHEROKEE 4X4	1	0	0	0	0	0	
	CJ-7 ROADSTER	CJ-7 ROADSTER	37	0	2	1	2	5	
	DJ5/CJ5 ROADSTER	DJ5/CJ5 ROADSTER	1	0	0	0	0	0	
	SCRAMBLER	SCRAMBLER	3	0	0	0	1	1	
	WAGONEER/G. WAGONEER	GRAND WAGONEER	14	1	1	0	0	2	
	WAGONEER/G. WAGONEER	WAGONEER/G. WAGONEER	3	1	0	0	0	1	
MAZDA									
	B SER. LONG P/U 4X2	B SER. LONG P/U 4X2	7	0	1	0	3	4	
	B SER. STD P/U 4X2	B SER. STD P/U 4X2	7	3	0	1	1	5	

Table B 7. Thefts and Recoveries of 1983 Model Year vehicles during calendar year 1983

Make	Series	Model	Number Recovered in 1983					Total
			Number of Thefts	Intact	In-Whole	In-Part	Condition Unknown	
MPVS								
OPEL/ISUZU								
	P/U LN 1/2T 4X2	P/U LN 1/2T 4X2	1	0	0	0	1	1
SUBARU								
	DL/GL 4D SEDAN	GL	6	0	0	0	3	3
	DL/GL SW	GL	5	0	2	0	2	4
	DL/GL SW 4WD	GL	7	3	1	0	2	6
TOYOTA								
	PICKUP LN 1/2T 4X4	DELUXE	19	4	2	2	2	10
	PICKUP LONG 1/2T	DELUXE	16	4	1	2	1	8
	PICKUP SH 1/2T 4X4	DELUXE	34	2	6	5	4	17
	PICKUP SHORT 1/2T	PICKUP SHORT 1/2T	7	1	0	1	3	5
		Subtotal:	1034	67	79	74	182	402
MOTORCYCLES								
HARLEY-DAVIDSON								
	FL	FLH	1	0	0	0	0	0
	FLT	FLT	1	0	0	0	0	0
	FLT	FLT POLICE	3	0	0	0	0	0
	FLT	FLT SHRINE	4	0	0	0	0	0
	FX	FXE	5	0	0	0	0	0
	FX	FXWG-80	26	0	0	0	0	0
	FXR	FXR-80	1	0	0	0	0	0
	FXR	FXRS-80	4	0	0	0	0	0
	XL	XLH	14	0	0	0	0	0
HONDA								
	MOTORCYCLE	MOTORCYCLE	181	3	7	2	8	20
KAWASAKI								
	MOTORCYCLE	MOTORCYCLE	27	0	1	0	2	3
KAWASASI								
	MOTORCYCLE	MOTORCYCLE	1	1	0	0	0	1
SUZUKI								
	MOTORCYCLE	MOTORCYCLE	34	1	1	0	2	4
YAMAHA								
	MOTORCYCLE	MOTORCYCLE	20	0	3	1	3	7
		Subtotal:	322	5	12	3	15	35
		Totals:	5973	579	702	621	1605	3507

+ Series subject to the Theft Prevention Standard in 1988 only.

* Series also had passive anti-theft device in 1985-1986.

Table B 8. Thefts and Recoveries of 1984 Model Year vehicles during calendar year 1984

Make	Series	Model	-----Number Recovered in 1984-----					Total
			Number of Thefts	Intact	In-Whole	In-Part	Condition Unknown	
UNMARKED ANCESTORS PASSENGER CARS								
UNMARKED ANCESTORS PASSENGER CARS								
ALFA ROMEO								
	SPIDER CONV	ROADSTER	2	0	0	0	1	1
AUDI								
	4000 2D	4000 2D	1	0	0	0	1	1
	4000 4D	4000 4D	4	1	0	0	1	2
	4000 4D	S	3	1	0	0	1	2
BUICK								
	CENTURY 2D	CUSTOM	1	0	1	0	0	1
	CENTURY 2D	LIMITED	3	0	2	0	1	3
	CENTURY 4D	CUSTOM	17	2	3	2	3	10
	CENTURY 4D	LIMITED	36	5	7	2	11	25
	CENTURY 4D	T TYPE	2	0	1	0	1	2
	SKYHAWK 2D	CUSTOM	11	0	3	1	3	7
	SKYHAWK 2D	LIMITED	2	0	0	0	1	1
	SKYHAWK 2D	T TYPE	3	1	0	0	1	2
	SKYHAWK 4D	CUSTOM	9	0	2	1	4	7
	SKYHAWK SW	CUSTOM	1	0	1	0	0	1
	SKYLARK 2D	LIMITED	2	0	0	1	0	1
	SKYLARK 2D	SKYLARK 2D	3	0	0	0	3	3
	SKYLARK 4D	LIMITED	8	2	3	0	2	7
	SKYLARK 4D	SKYLARK 4D	4	0	0	0	1	1
CADILLAC								
	BROUGHAM 2D	BROUGHAM 2D	9	0	1	1	3	5
	BROUGHAM 4D	BROUGHAM 4D	45	11	4	4	15	34
	CIMARRON 4D	CIMARRON 4D	8	1	1	2	1	5
CHEVROLET								
	CAPRICE 2D	CLASSIC	11	1	1	3	5	10
	CAPRICE 4D	CLASSIC	91	4	22	15	31	72
	CAPRICE SW	CLASSIC	34	0	6	3	17	26
	CAVALIER 2D	TYPE 10	22	5	2	0	9	16
	CAVALIER 4D	CAVALIER 4D	19	2	4	1	5	12
	CAVALIER 4D	CS	12	0	6	0	2	8
	CAVALIER CONV	TYPE 10	1	0	0	0	0	0
	CAVALIER SW	CAVALIER SW	4	0	0	0	3	3
	CAVALIER SW	CS	2	0	0	1	0	1
	CELEBRITY 2D	CELEBRITY 2D	6	0	0	0	3	3
	CELEBRITY 4D	CELEBRITY 4D	48	5	14	8	12	39
	CELEBRITY SW	CELEBRITY SW	8	0	1	0	3	4
	CHEVETTE 2D	CHEVETTE 2D	15	1	1	2	5	9
	CHEVETTE 2D	SCOOTER	7	1	2	1	1	5
	CHEVETTE 4D	CHEVETTE 4D	19	3	1	2	5	11
	CHEVETTE 4D	SCOOTER	3	0	0	0	2	2
	CITATION 4D	CITATION 4D	5	1	1	1	1	4
	IMPALA 4D	IMPALA 4D	5	1	1	1	2	5
	MONTE CARLO 2D	MONTE CARLO 2D	208	11	23	33	77	144

Table B 8. Thefts and Recoveries of 1984 Model Year vehicles during calendar year 1984

Make	Series	Model	Number of					Total
			Thefts	Intact	In-Whole	In-Part	Unknown	
-----Number Recovered in 1984-----								
UNMARKED ANCESTORS								
PASSENGER CARS								
CHRY/PLYM/MITS								
	COLT 2D	DELUXE	2	0	0	0	0	0
CHRYSLER								
	E CLASS 4D	E CLASS 4D	4	1	0	0	2	3
	NEW YORKER 4D (E BOD	NEW YORKER 4D (E BOD	9	0	3	1	1	5
DATSUN/NISSAN								
	200SX	200 SX	3	0	0	1	1	2
	200SX	200SX	12	3	2	0	4	9
	PULSAR 2D	DX	8	0	2	0	6	8
	PULSAR 2D	GX	9	0	0	0	7	7
	SENTRA 2D	SENTRA 2D	38	7	8	4	12	31
	SENTRA 4D	SENTRA 4D	22	6	4	2	6	18
	SENTRA SW	SENTRA SW	6	2	0	0	2	4
	STANZA 4D	STANZA 4D	13	4	0	1	3	8
DODGE								
	OMNI 4D	OMNI 4D	12	1	3	0	3	7
	OMNI 4D	SE	1	0	0	0	0	0
	OMNI/CHARGER 2D	2.2000000000	5	0	0	1	2	3
	OMNI/CHARGER 2D	OMNI/CHARGER 2D	8	0	1	0	2	3
	SHELBY CHARGER 2D	SHELBY CHARGER 2D	4	0	3	0	0	3
DODGE/MITSUBISHI								
	COLT 2D	DELUXE	5	0	0	0	2	2
	COLT 2D	E	4	3	0	0	0	3
FORD								
	ESCORT 2D	GL	3	0	2	0	0	2
	ESCORT 2D	GT	5	0	0	0	1	1
	ESCORT 2D	L	45	7	9	4	14	34
	ESCORT 4D	GL	2	0	0	0	1	1
	ESCORT 4D	L	11	2	3	1	3	9
	ESCORT SW	GL	2	0	0	0	0	0
	ESCORT SW	L	7	0	2	0	3	5
	EXP 2D	EXP 2D	8	0	0	0	5	5
	FORD LTD 2D	CROWN VICTORIA	1	0	1	0	0	1
	FORD LTD 4D	CROWN VICTORIA	13	0	0	0	4	4
	FORD LTD SW	COUNTRY SQUIRE	2	0	1	0	0	1
	LTD 4D	LTD 4D	11	2	3	0	1	6
	LTD SW	LTD SW	3	0	1	0	1	2
	TEMPO 2D	GL	17	5	3	0	3	11
	TEMPO 2D	GLX	3	1	1	0	1	3
	TEMPO 2D	L	5	2	0	0	0	2
	TEMPO 4D	GL	40	7	8	2	8	25
HONDA								
	ACCORD 2D	ACCORD 2D	4	1	0	0	1	2
	ACCORD 4D	ACCORD 4D	20	5	5	0	7	17
	ACCORD 4D	LX	43	9	8	4	8	29
	ACCORD LX 2D	LX	16	0	4	1	2	7
	CIVIC CVCC 3D	CIVIC CVCC 3D	7	0	0	0	5	5
	CIVIC CVCC 3D	DX	2	1	0	0	0	1
	CIVIC CVCC/CRX 2D	CRX 1.5	6	2	0	0	2	4
	PRELUDE	PRELUDE	23	2	6	3	9	20

Table B 8. Thefts and Recoveries of 1984 Model Year vehicles during calendar year 1984

Make	Series	Model	Number of				Condition		Total
			Thefts	Intact	In-Whole	In-Part	Unknown		
-----Number Recovered in 1984-----									
UNMARKED ANCESTORS									
PASSENGER CARS									
MERCURY									
	LYNX 2D	L	6	1	3	0	0	4	
	LYNX 4D	L	2	0	0	0	2	2	
	MARQUIS 4D	MARQUIS 4D	11	2	2	1	3	8	
	MARQUIS/GRAND MARQUI	GRAND MARQUIS	30	0	4	0	4	8	
	TOPAZ 2D	GS	2	0	1	0	0	1	
	TOPAZ 2D	LS	1	0	0	0	0	0	
	TOPAZ 4D	LS	2	0	0	0	1	1	
OLDSMOBILE									
	CUST. CRUISER SW	CUST. CRUISER SW	19	0	4	1	9	14	
	FIRENZA 2D	S	1	0	0	0	1	1	
	FIRENZA 4D	FIRENZA 4D	9	3	0	1	3	7	
	FIRENZA 4D	LX	2	0	1	0	0	1	
	OMEGA 2D	BROUGHAM	2	1	0	0	0	1	
	OMEGA 2D	OMEGA 2D	1	0	0	0	0	0	
	OMEGA 4D	BROUGHAM	3	0	1	0	1	2	
	OMEGA 4D	OMEGA 4D	4	0	1	0	2	3	
PEUGEOT									
	505 4D	505 4D	3	1	0	0	2	3	
PLYMOUTH									
	HORIZON 2D	TURISMO	10	0	2	0	3	5	
	HORIZON 4D	CUSTOM	1	1	0	0	0	1	
	HORIZON 4D	HORIZON 4D	13	2	4	1	3	10	
PONTIAC									
	6000 2D	6000 2D	2	0	1	1	0	2	
	6000 4D	6000 4D	7	0	1	1	1	3	
	6000 4D	LE	12	0	6	0	2	8	
	6000 4D	STE	18	0	4	3	6	13	
	J2000/2000 2D	J2000/2000 2D	5	0	2	1	0	3	
	J2000/2000 2D	SUNBIRD	8	0	1	1	3	5	
	J2000/2000 2D	SUNBIRD SE	3	0	1	1	1	3	
	J2000/2000 4D	J2000/2000 4D	2	0	0	0	0	0	
	J2000/2000 4D	SUNBIRD	5	2	1	1	1	5	
	PARISIENNE 4D	BROUGHAM	3	0	0	0	2	2	
	PARISIENNE 4D	PARISIENNE 4D	7	1	2	1	2	6	
	PHOENIX 2D	PHOENIX 2D	1	0	0	0	0	0	
	T1000/1000 2D	T1000/1000 2D	4	0	2	2	0	4	
	T1000/1000 4D	T1000/1000 4D	4	1	0	0	3	4	
PORSCHE									
	944 COUPE	944 COUPE	10	0	2	0	2	4	
RENAULT/EAGLE									
	ALLIANCE 2D	ALLIANCE 2D	6	1	1	0	2	4	
	ALLIANCE 2D	DL	2	0	0	0	0	0	
	ALLIANCE 2D	L	5	0	1	0	0	1	
	ALLIANCE 4D	DL	5	0	2	0	1	3	
	ALLIANCE 4D	L	6	1	3	0	0	4	
	ENCORE 2D	ENCORE 2D	6	3	1	0	1	5	
	ENCORE 2D	LS	2	0	1	0	1	2	
	ENCORE 2D	S	2	0	1	0	1	2	
	ENCORE 4D	S	3	0	0	0	1	1	

Table B 8. Thefts and Recoveries of 1984 Model Year vehicles during calendar year 1984

Make	Series	Model	-----Number Recovered in 1984-----					Total
			Number of Thefts	Intact	In-Whole	In-Part	Condition Unknown	
UNMARKED ANCESTORS PASSENGER CARS								
RENAULT/EAGLE								
	FUEGO 2D	DELUXE	1	0	0	0	0	0
SUBARU								
	HATCHBACK	GL	1	0	1	0	0	1
	HATCHBACK	STD	1	0	0	0	0	0
TOYOTA								
	COROLLA TERCEL 2D	COROLLA TERCEL 2D	1	0	0	0	0	0
	COROLLA TERCEL 2D	DELUXE	1	0	0	0	1	1
	COROLLA TERCEL 2D	SR5	2	0	2	0	0	2
	COROLLA TERCEL 4D	DELUXE	8	0	3	0	3	6
	TERCEL SW 4WD	DELUXE	4	0	1	1	1	3
	TERCEL SW 4WD	SR5	2	1	0	0	0	1
VOLKSWAGEN								
	JETTA SEDAN	GL	1	0	0	0	0	0
	JETTA SEDAN	GLI	8	1	0	1	1	3
	JETTA SEDAN	JETTA SEDAN	6	0	1	1	1	3
	QUANTUM SW	GL	4	0	1	0	0	1
VOLVO								
	240 2D	DE LUXE (DL)	3	0	0	0	1	1
	240 4D	DL/GL	9	1	1	0	1	3
	240 4D	GRAND LUXE TOURING	2	0	0	0	1	1
	760/740 4D	760 GLE	5	1	1	0	0	2
		Subtotal:	1467	156	264	129	443	992
MARKED ANCESTORS PASSENGER CARS								

BMW								
	318 I 2D	318 I 2D	53	6	8	4	10	28
	325/325 E/325 ES 2D	325/325 E/325 ES 2D	3	0	0	0	2	2
	528 E 4D	528 E 4D	4	1	0	0	0	1
	633 CSI 2D	633 CSI 2D	1	0	0	0	0	0
BUICK								
	ELECTRA 2D RWD	PARK AVE.	2	0	0	0	2	2
	ELECTRA 4D RWD	LIMITED	7	0	3	0	3	6
	ELECTRA 4D RWD	PARK AVE.	47	2	4	9	13	28
	ELECTRA SW RWD	ESTATE	16	1	4	3	7	15
	LESABRE 2D	CUSTOM	4	0	2	0	1	3
	LESABRE 2D	LIMITED	30	1	2	4	17	24
	LESABRE 4D	CUSTOM	30	0	3	4	15	22
	LESABRE 4D	LIMITED	53	4	12	16	13	45
	+REGAL 2D RWD	LIMITED	88	5	19	14	20	58
	+REGAL 2D RWD	REGAL 2D RWD	95	5	13	17	30	65
	+REGAL 2D RWD	T TYPE	3	0	1	1	1	3
	+REGAL 4D	LIMITED	10	1	0	2	5	8
	+REGAL 4D	REGAL 4D	9	1	5	0	0	6
	RIVIERA 2D	RIVIERA 2D	101	9	15	20	27	71
	RIVIERA 2D	T TYPE	2	1	1	0	0	2

Table B 8. Thefts and Recoveries of 1984 Model Year vehicles during calendar year 1984

Make	Series	Model	Number of				Condition		Total
			Thefts	Intact	In-Whole	In-Part	Unknown		
-----Number Recovered in 1984-----									
MARKED ANCESTORS									
PASSENGER CARS									
CADILLAC									
	DEVILLE 2D RWD	DEVILLE 2D RWD	71	7	14	14	12	47	
	DEVILLE 4D RWD	DEVILLE 4D RWD	64	9	13	6	21	49	
	ELDORADO 2D	ELDORADO 2D	153	17	18	19	50	104	
	SEVILLE 4D	SEVILLE 4D	59	5	6	8	18	37	
CHEVROLET									
	CAMARO	BERLINETTA	11	1	0	1	2	4	
	CAMARO	Z28	322	32	49	37	81	199	
CHRYSLER									
	LASER 2D	LASER 2D	8	0	0	0	4	4	
	LASER 2D	XE	19	3	4	1	2	10	
	LEBARON 2D	LEBARON 2D	9	1	2	1	3	7	
	LEBARON 2D CONV	LEBARON 2D CONV	5	2	1	0	0	3	
	LEBARON 4D	LEBARON 4D	7	1	1	0	1	3	
	LEBARON SW	TOWN & COUNTRY	1	0	0	0	0	0	
	NEW YORKER 4D RWD	5TH AVE. EDITION	40	5	9	2	14	30	
DODGE									
	600 2D	600 2D	2	0	0	0	1	1	
	600 2D CONV.	600 2D CONV.	8	2	1	0	0	3	
	600 4D	600 4D	7	2	2	0	2	6	
	600 4D	ES	3	0	1	0	1	2	
	ARIES 2D	ARIES 2D	1	0	0	0	0	0	
	ARIES 2D	SPECIAL EDITION	1	0	1	0	0	1	
	ARIES 4D	ARIES 4D	5	1	2	0	1	4	
	ARIES SW	CUSTOM	4	0	0	2	1	3	
	DAYTONA 2D	DAYTONA 2D	11	1	4	0	3	8	
	DAYTONA 2D	TURBO	20	2	2	0	2	6	
FORD									
	MUSTANG	GL	6	0	1	0	1	2	
	MUSTANG	L	3	0	0	0	2	2	
	MUSTANG	LX	20	1	2	2	7	12	
	MUSTANG	MUSTANG	19	3	2	0	4	9	
	MUSTANG CONV	GLX	2	1	1	0	0	2	
	MUSTANG CONV	LX	4	0	0	0	0	0	
	THUNDERBIRD 2D	THUNDERBIRD 2D	34	8	2	1	9	20	
JAGUAR									
	XJ6	VDP	2	0	1	0	0	1	
	XJ6	XJ6	10	3	0	0	3	6	
LINCOLN									
	CONTINENTAL 4D	CONTINENTAL 4D	6	1	0	0	1	2	
	LINCOLN CONT. 4D	TOWN CAR	16	0	5	1	3	9	
	MARK VI 2D	MARK VI 2D	4	0	1	0	2	3	
	MARK VII 2D	MARK VII 2D	5	1	1	0	2	4	
MAZDA									
	626 SEDAN	626 SEDAN	21	8	3	2	5	18	
	+626/MX-6 2D	626/MX-6 2D	15	4	2	5	3	14	
	+GLC 2D	FWD	6	1	0	1	2	4	
	+GLC SEDAN	FWD	12	2	3	0	3	8	

Table B 8. Thefts and Recoveries of 1984 Model Year vehicles during calendar year 1984

Make	Series	Model	-----Number Recovered in 1984-----					Total
			Number of Thefts	Intact	In-Whole	In-Part	Condition Unknown	
MARKED ANCESTORS PASSENGER CARS								
MERCEDES BENZ								
	190 E 4D	2.3L	4	0	0	1	1	2
	300 D 4D	300 D 4D	10	1	0	2	3	6
	300 SD 4D	300 SD 4D	10	1	3	0	0	4
	300 TD SW	300 TD SW	2	0	1	0	0	1
	380 SE 4D	380 SE 4D	6	1	0	0	1	2
	+380 SL CONV	ROADSTER	7	2	0	0	1	3
MERCURY								
	+CAPRI	CAPRI	6	0	1	0	2	3
	COUGAR 2D	COUGAR 2D	33	3	10	1	4	18
MITSUBISHI								
	CORDIA 2D	HIGH/PREM(L/LS)	1	0	0	0	1	1
	TREDIA 4D	HIGH/PREM(L/LS)	6	2	0	0	2	4
OLDSMOBILE								
	98 2D RWD	REGENCY	6	1	1	0	1	3
	98 4D RWD	REGENCY	25	2	7	2	5	16
	98 4D RWD	REGENCY BROUGHAM	45	5	6	6	14	31
	+CIERA 2D	CIERA BROUGHAM	7	2	2	1	2	7
	+CIERA 2D	CIERA LS	5	0	2	1	1	4
	+CIERA 4D	CIERA BROUGHAM	38	2	6	4	9	21
	+CIERA 4D	LS	23	0	4	2	8	14
	+CUTLASS 2D	CALAIS	32	1	4	5	10	20
	+CUTLASS 2D	CUTLASS SUPREME	193	11	30	26	52	119
	+CUTLASS 2D	SUPREME BROUGHAM	150	10	24	19	48	101
	+CUTLASS 4D	CUTLASS SUPREME	24	4	2	2	10	18
	+CUTLASS 4D	SUPREME BROUGHAM	24	0	8	2	8	18
	DELTA-88 2D	ROYALE	22	3	2	1	8	14
	DELTA-88 2D	ROYALE BROUGHAM	34	2	5	6	11	24
	DELTA-88 4D	ROYALE	59	2	13	8	17	40
	DELTA-88 4D	ROYALE BROUGHAM	58	6	11	9	18	44
	TORONADO	BROUGHAM	63	4	8	11	18	41
PLYMOUTH								
	RELIANT 2D	RELIANT 2D	2	0	1	0	0	1
	RELIANT 2D	SPECIAL EDITION	2	0	0	0	0	0
	RELIANT 4D	RELIANT 4D	13	2	3	2	2	9
	RELIANT 4D	SPECIAL EDITION	1	0	0	0	0	0
	RELIANT SW	CUSTOM	5	0	0	1	3	4
PONTIAC								
	BONNEVILLE 4D	BONNEVILLE 4D	12	2	1	2	4	9
	BONNEVILLE 4D	BROUGHAM	3	0	2	0	0	2
	BONNEVILLE 4D	LE	2	0	0	0	1	1
	FIERO 2D	FIERO 2D	4	0	3	0	0	3
	FIERO 2D	SE	50	4	13	8	9	34
	FIERO 2D	SPORT	31	2	7	2	11	22
	FIREBIRD	FIREBIRD	68	8	14	6	18	46
	FIREBIRD	SE	13	2	4	2	3	11
	FIREBIRD	TRANS/AM	129	8	23	15	34	80
	+GRAND PRIX	BROUGHAM	11	1	0	2	6	9
	+GRAND PRIX	GRAND PRIX	65	6	9	11	17	43
	+GRAND PRIX	LE	28	1	4	5	13	23

Table B 8. Thefts and Recoveries of 1984 Model Year vehicles during calendar year 1984

Make	Series	Model	Number of				Condition		Total
			Thefts	Intact	In-Whole	In-Part	Unknown		
-----Number Recovered in 1984-----									
MARKED ANCESTORS									
PASSENGER CARS									
PONTIAC									
	+GRAND PRIX	LJ	22	1	3	3	7	14	
PORSCHÉ									
	911 COUPE	911 COUPE	3	0	0	0	0	0	
	911 TARGA/CABRIOLET	911 TARGA/CABRIOLET	4	0	0	1	0	1	
	928 COUPE	928 COUPE	2	0	0	0	0	0	
SAAB									
	SAAB 900 2D	SAAB 900 2D	2	0	0	0	0	0	
	SAAB 900 2D	TURBO	9	0	2	2	0	4	
SUBARU									
	HARDTOP/XT 2D	GL	6	0	2	1	2	5	
TOYOTA									
	CAMRY 4D	DELUXE	22	3	1	4	11	19	
	CAMRY 4D	LE (LUX. EDN)	31	4	7	1	10	22	
	CELICA	GT	45	8	4	3	14	29	
	CELICA	GT-S	59	6	10	14	11	41	
	CELICA	ST	7	0	0	0	5	5	
	COROLLA 2D	SR5 SPORT	16	2	2	2	2	8	
	COROLLA SEDAN	DELUXE	29	7	3	2	6	18	
	COROLLA SEDAN	LE (LUX. EDN)	28	7	6	1	8	22	
	+STARLET LIFTBACK	STARLET LIFTBACK	2	0	0	1	0	1	
VOLKSWAGEN									
	+RABBIT 2D	GTI	56	2	5	9	9	25	
	+RABBIT 2D	L	8	1	0	1	3	5	
	+RABBIT CONV.	RABBIT CONV.	6	0	1	2	0	3	
	+RABBIT SEDAN	L	5	2	0	1	0	3	
	+RABBIT SEDAN	LS	1	1	0	0	0	1	
	SCIROCCO	SCIROCCO	10	0	2	1	1	4	
		Subtotal:	3279	306	528	411	897	2142	
ANTI-THEFT EXEMPT									
ANCESTORS									
PASSENGER CARS									

AUDI									
	5000 4D	S	21	1	5	1	5	12	
BMW									
	*733 I 4D	733 I 4D	3	2	1	0	0	3	
CHEVROLET									
	*CORVETTE	CORVETTE	113	7	12	4	18	41	
DATSUN/NISSAN									
	*240/260/280/300	300 ZX	40	8	6	0	10	24	
	*240/260/280/300 2+2	300 ZX	15	3	1	0	2	6	
	*810/MAXIMA SEDAN	810/MAXIMA SEDAN	53	5	7	4	18	34	
DODGE/MITSUBISHI									
	CONQUEST 2D	CONQUEST 2D	3	2	1	0	0	3	

Table B 8. Thefts and Recoveries of 1984 Model Year vehicles during calendar year 1984

Make	Series	Model	Number of				Condition	
			Thefts	Intact	In-Whole	In-Part	Unknown	Total
-----Number Recovered in 1984-----								
ANTI-THEFT EXEMPT								
ANCESTORS								
PASSENGER CARS								
MAZDA								
	RX-7 COUPE	RX-7 COUPE	117	21	19	17	26	83
MITSUBISHI								
	STARION 2D	HIGH/PREM(L/LS)	9	1	1	1	2	5
OPEL/ISUZU								
	IMPULSE 2D	IMPULSE 2D	2	0	0	1	0	1
TOYOTA								
	*CELICA SUPRA	CELICA SUPRA	78	14	15	10	14	53
	*CRESSIDA 4D	LE (LUX. EDN)	57	9	11	10	10	40
		Subtotal:	511	73	79	48	105	305
		Passenger Total:	5257	535	871	588	1445	3439
MPVS								

AMC/EAGLE								
	EAGLE SW	EAGLE SW	2	0	0	0	1	1
	EAGLE SW	LIMITED	1	0	0	0	0	0
CHEVROLET TRUCK								
	10 PICKUP 1/2T	10 PICKUP 1/2T	250	10	6	21	30	67
	10 PICKUP 1/2T 4X4	4WD	73	0	8	2	8	18
	20 CHASSIS C 3/4T	20 CHASSIS C 3/4T	1	0	0	0	0	0
	20 CREW C P/U 3/4T	BONUS/CREW CAB	1	0	0	0	1	1
	20 PICKUP 3/4T	20 PICKUP 3/4T	28	1	0	1	2	4
	20 PICKUP 3/4T 4X4	4WD	28	0	0	0	2	2
	30 CHASSIS CAB 1T	30 CHASSIS CAB 1T	9	0	1	0	1	2
	30 CREW C P/U 1T	BONUS CREW CAB	7	0	0	0	1	1
	30 PICKUP 1T	30 PICKUP 1T	12	0	0	0	0	0
	BLAZER 1/2T 4X4	4WD	39	5	1	3	3	12
	BLAZER 1/2T 4X4	TRUCK	1	0	0	0	0	0
	CHEVYVAN 1/2T	CHEVYVAN 1/2T	16	2	2	4	5	13
	CHEVYVAN 1T	CHEVYVAN 1T	4	0	0	0	1	1
	CHEVYVAN 3/4T	CHEVYVAN 3/4T	27	2	7	0	5	14
	CHEVYVAN 3/4T	INCOMPLETE	28	0	3	4	5	12
	EL CAMINO	EL CAMINO	9	1	2	1	2	6
	S10 BLAZER	S10 BLAZER	21	2	0	2	2	6
	S10 PICKUP	S10 PICKUP	25	3	0	0	7	10
	SPORTVAN 1/2T	SPORTVAN 1/2T	1	0	0	0	0	0
	SPORTVAN 3/4T	SPORTVAN 3/4T	3	0	1	0	1	2
	SUBURBAN 1/2T	SUBURBAN 1/2T	18	2	2	3	3	10
	SUBURBAN 1/2T	TRUCK	1	0	0	0	0	0
	SUBURBAN 1/2T 4X4	4WD	3	0	0	0	1	1
	SUBURBAN 3/4T	SUBURBAN 3/4T	2	0	0	0	0	0
	SUBURBAN 3/4T 4X4	4WD	2	0	0	1	0	1
	T10 BLAZER 4X4	4WD	41	2	7	4	5	18
	T10 PICKUP 4X4	4WD	11	0	1	0	1	2

Table B 8. Thefts and Recoveries of 1984 Model Year vehicles during calendar year 1984

Make	Series	Model	Number				Condition	
			Thefts	Intact	In-Whole	In-Part	Unknown	Total
-----Number Recovered in 1984-----								
MPVS								
DATSUN/NISSAN								
	CHASSIS CAB	CHASSIS CAB	2	0	1	0	1	2
	KING CAB P/U 4X2	KING CAB P/U 4X2	19	3	1	1	1	6
	KING CAB P/U 4X4	KING CAB P/U 4X4	20	2	1	2	1	6
	PICKUP LONG 4X2	PICKUP LONG 4X2	3	0	0	0	2	2
	PICKUP LONG 4X4	PICKUP LONG 4X4	6	0	1	0	1	2
	PICKUP SHORT 4X2	PICKUP SHORT 4X2	18	3	4	0	6	13
	PICKUP SHORT 4X4	PICKUP SHORT 4X4	10	1	2	0	1	4
DODGE TRUCK								
	AD150 UTILITY	SPORT	3	0	1	0	0	1
	AW150 UTILITY	SPORT	4	0	1	0	1	2
	B150 VAN MPV	WAGON	1	0	0	1	0	1
	B150 VAN TRK/INC	INCOMPLETE	3	0	0	0	0	0
	B150 VAN TRK/INC	TRUCK	6	1	0	0	2	3
	B250 VAN TRK/INC	INCOMPLETE	22	4	5	0	1	10
	B250 VAN TRK/INC	TRUCK	9	1	3	1	2	7
	B350 VAN TRK/INC	TRUCK	1	1	0	0	0	1
	CARAVAN WAGON	LE	2	2	0	0	0	2
	CARAVAN WAGON	SE	4	1	0	0	1	2
	D100/D150 PICKUP	CONVENTIONAL CAB	13	0	1	1	2	4
	D250 PICKUP	CONVENTIONAL CAB	1	0	0	0	0	0
	MINI RAM VAN	MINI RAM VAN	3	0	2	0	0	2
	RAM50/D50 P/U SH 4X2	RAM50/D50 P/U SH 4X2	4	1	1	0	0	2
	RAM50/D50 P/U SH 4X2 ROYAL		1	1	0	0	0	1
	RAM50/D50 P/U SH 4X4	RAM50/D50 P/U SH 4X4	2	0	0	0	1	1
	RAM50/D50 P/U SH 4X4 ROYAL		2	1	0	0	0	1
	W100/W150 PICKUP	CONVENTIONAL CAB	5	0	0	0	1	1
	W250 PICKUP	CONVENTIONAL CAB	3	0	0	0	0	0
DODGE/MITSUBISHI								
	COLT VISTA SW	VISTA	4	0	2	1	0	3
FORD TRUCK								
	BRONCO	4WD	22	0	4	3	3	10
	BRONCO II 4X4	BRONCO II 4X4	42	1	1	0	9	11
	E150 ECONO CARGO VA	CARGO VAN	1	0	0	0	1	1
	E150 ECONO CARGO VAN	CARGO VAN	44	2	6	2	5	15
	E150 ECONO CARGO VAN	SUPER CARGO VAN	1	0	0	0	0	0
	E150 ECONO CLUB WGN	CLUB WAGON	2	0	0	0	0	0
	E250 ECONO CARGO VAN	CARGO VAN	5	1	0	0	3	4
	E350 ECONO CARGO VA	CARGO VAN	1	0	0	1	0	1
	E350 ECONO CARGO VAN	CARGO VAN	2	0	0	0	1	1
	E350 PARCEL VAN	PARCEL DELIVERY VAN	1	0	0	0	0	0
	F150 PICKUP 4X2	F150 PICKUP 4X2	75	2	6	2	11	21
	F150 PICKUP 4X4	4WD	31	0	3	0	1	4
	F150 SUPER P/U 4X2	SUPER PICKUP 4X2	14	1	1	1	0	3
	F250 PICKUP 4X2	F250 PICKUP 4X2	14	0	0	0	4	4
	F250 PICKUP 4X4	4WD	14	0	1	1	0	2
	F250 SUPER P/U 4X2	SUPER PICKUP 4X2	1	0	0	0	1	1
	F250 SUPER P/U 4X4	SUPER PICKUP 4X4	2	0	0	0	1	1
	F350 CHASSIS C 4X2	F350 CHASSIS C 4X2	6	1	1	0	0	2
	F350 PICKUP 4X2	F350 PICKUP 4X2	2	0	0	0	0	0
	RANGER PICKUP 4X2	RANGER PICKUP 4X2	28	1	3	0	7	11

Table B 8. Thefts and Recoveries of 1984 Model Year vehicles during calendar year 1984

Make	Series	Model	-----Number Recovered in 1984-----					Total
			Number of Thefts	Intact	In-Whole	In-Part	Condition Unknown	
MPVS								
FORD TRUCK								
	RANGER PICKUP 4X4	4WD	15	1	3	0	0	4
GMC TRUCK								
	1500 PICKUP 1/2T	1500 PICKUP 1/2T	83	1	6	7	7	21
	1500 PICKUP 1/2T 4X4	4WD	6	0	0	0	1	1
	2500 PICKUP 3/4T	2500 PICKUP 3/4T	10	0	0	1	1	2
	2500 PICKUP 3/4T 4X4	4WD	4	0	1	0	0	1
	3500 CHASSIS CAB 1T	3500 CHASSIS CAB 1T	1	0	1	0	0	1
	3500 CREW C P/U 1T	CREW/BONUS CAB	2	0	0	0	0	0
	3500 PICKUP 1T	3500 PICKUP 1T	1	0	0	0	0	0
	3500 PICKUP 1T 4X4	4WD	1	0	0	0	0	0
	JIMMY 1/2T 4X4	4WD	10	0	0	0	4	4
	S15 JIMMY	S15 JIMMY	1	0	0	0	1	1
	S15 PICKUP	S15 PICKUP	5	0	1	0	1	2
	SUBURBAN 1/2T	SUBURBAN 1/2T	1	0	0	0	1	1
	SUBURBAN 1/2T 4X4	4WD	1	0	0	1	0	1
	SUBURBAN 3/4T	SUBURBAN 3/4T	1	0	0	0	0	0
	T15 JIMMY 4X4	4WD	9	1	2	0	3	6
	T15 PICKUP 4X4	T15 PICKUP 4X4	1	1	0	0	0	1
	VANDURA 3/4T	INCOMPLETE	18	1	3	2	5	11
	VANDURA 3/4T	VANDURA 3/4T	1	0	0	0	1	1
JEEP								
	CHEROKEE 4X4	CHEROKEE 4X4	20	0	1	0	3	4
	CHEROKEE 4x4	CHEROKEE 4x4	7	1	2	1	1	5
	CJ-7 ROADSTER	CJ-7 ROADSTER	40	4	6	2	5	17
	J20 LONG PICKUP	J20	1	0	0	0	0	0
	SCRAMBLER	SCRAMBLER	1	0	0	0	0	0
	WAGONEER	WAGONEER	13	0	1	1	2	4
	WAGONEER/G. WAGONEER	GRAND WAGONEER	4	0	0	0	0	0
	WAGONEER/G. WAGONEER	WAGONEER/G. WAGONEER	4	0	1	0	0	1
MAZDA								
	B SER. LONG P/U 4x2	B SER. LONG P/U 4x2	11	3	2	0	4	9
	B SER. STD P/U 4X2	B SER. STD P/U 4x2	23	4	3	4	3	14
MITSUBISHI								
	PICKUP STD 4X2	PREM(SPX)	1	0	0	0	0	0
	PICKUP STD 4X4	HIGH(SP)	1	0	0	0	1	1
OPEL/ISUZU								
	P/U LN 1/2T 4X2	P/U LN 1/2T 4X2	1	0	0	0	1	1
	P/U SH 1/2T 4X2	P/U SH 1/2T 4X2	5	0	0	0	1	1
PLYMOUTH TRUCK								
	VOYAGER WAGON	SE	5	1	0	0	2	3
SUBARU								
	BRAT 4X4	GL	2	0	0	0	0	0
	DL/GL 4D SEDAN	GL	16	2	2	1	3	8
	DL/GL SW	GL	6	1	2	0	2	5
	DL/GL SW 4WD	GL	4	1	1	0	0	2
	GL 4D 4WD	GL	3	0	0	1	0	1
TOYOTA								
	LAND CRUISER SW	LAND CRUISER SW	4	1	0	0	1	2
	P/U SH 1/2T 4X4	SR5 SPORT	25	3	3	2	1	9
	P/U X CAB 1/2T 4X4	DLUXE	19	6	1	2	0	9

Table B 8. Thefts and Recoveries of 1984 Model Year vehicles during calendar year 1984

Make	Series	Model	Number of				Condition	
			Thefts	Intact	In-Whole	In-Part	Unknown	Total
-----Number Recovered in 1984-----								
MPVS								
TOYOTA								
	P/U X CAB 1/2T 4X4	SR5 SPORT	16	1	0	0	3	4
	P/U XTRA CAB 1/2T	DELUXE	15	2	2	1	2	7
	P/U XTRA CAB 1/2T	SR5 SPORT	6	1	0	0	2	3
	PICKUP LN 1/2T 4X4	DELUXE	10	0	2	1	2	5
	PICKUP LN 1/2T 4X4	SR5 SPORT	19	4	4	0	2	10
	PICKUP LONG 1/2T	DELUXE	9	3	3	1	1	8
	PICKUP SH 1/2T 4X4	PICKUP SH 1/2T 4X4	7	1	1	0	0	2
	PICKUP SHORT 1/2T	PICKUP SHORT 1/2T	16	1	2	0	3	6
	PICKUP SHORT 1/2T	SR5 SPORT	4	0	2	0	2	4
	VAN 4X2	DELUXE	3	1	0	0	1	2
	VAN 4X2	LE (LUX. EDN)	11	2	1	2	0	5
VOLKSWAGEN								
	VANAGON CAMPER	VANAGON CAMPER	2	1	0	1	0	2
		Subtotal:	1648	110	152	94	231	587
MOTORCYLCES								
HARLEY-DAVIDSON								
	FL	FLH	6	0	0	0	0	0
	FL	FLT	4	0	0	0	0	0
	FLT	FLT SHRINE	5	0	0	0	0	0
	FX	FXE	3	0	0	0	1	1
	FX	FXEF-80	1	0	0	0	0	0
	FX	FXWG-80	28	0	2	1	1	4
	FXR	FXRS-80	12	0	0	0	0	0
	XL	XLH	12	0	0	0	0	0
	XL	XLS	10	0	1	0	0	1
HONDA								
	MOTORCYCLE	MOTORCYCLE	196	5	7	1	11	24
KAWASAKI								
	MOTORCYCLE	MOTORCYCLE	52	1	4	0	2	7
SUZUKI								
	MOTORCYCLE	MOTORCYCLE	9	0	0	0	0	0
YAMAHA								
	MOTORCYCLE	MOTORCYCLE	27	2	2	0	2	6
		Subtotal:	365	8	16	2	17	43
		Totals:	7466	664	1059	702	1748	4173

+ Series subject to the Theft Prevention Standard in 1988 only.

* Series also had passive anti-theft device in 1985-1986.

Table B 9. Thefts and Recoveries of 1983 Model Year vehicles during calendar year 1984

Make	Series	Model	Number of				Condition	
			Thefts	Intact	In-Whole	In-Part	Unknown	Total
-----Number Recovered in 1984-----								
UNMARKED ANCESTORS								
PASSENGER CARS								

UNMARKED ANCESTORS								
PASSENGER CARS								
ALFA ROMEO								
	GTV6 2D	GTV6 2D	2	0	0	0	1	1
	SPIDER CONV	ROADSTER	1	0	0	0	0	0
AMC/EAGLE								
	CONCORD 4D	DL	3	0	1	0	0	1
	CONCORD SW	CONCORD SW	1	0	0	0	0	0
	SPIRIT LIFTBACK	DL	2	1	0	0	1	2
AUDI								
	4000 2D	4000 2D	1	0	0	1	0	1
	4000 4D	4000 4D	2	0	0	0	1	1
BUICK								
	CENTURY 2D	CUSTOM	1	0	0	0	0	0
	CENTURY 2D	LIMITED	8	0	3	0	4	7
	CENTURY 4D	CUSTOM	23	2	6	3	6	17
	CENTURY 4D	LIMITED	36	1	7	3	11	22
	CENTURY 4D	SPORT	1	0	0	0	0	0
	SKYHAWK 2D	CUSTOM	10	0	3	0	3	6
	SKYHAWK 2D	LIMITED	2	0	0	0	2	2
	SKYHAWK 2D	T TYPE	2	0	0	0	1	1
	SKYHAWK 4D	CUSTOM	4	1	0	1	0	2
	SKYHAWK 4D	LIMITED	3	1	0	0	0	1
	SKYHAWK SW	LIMITED	1	0	0	0	1	1
	SKYLARK 2D	LIMITED	1	0	0	0	0	0
	SKYLARK 2D	SKYLARK 2D	3	0	0	0	1	1
	SKYLARK 2D	T TYPE	3	2	0	0	0	2
	SKYLARK 4D	LIMITED	12	1	3	1	5	10
	SKYLARK 4D	SKYLARK 4D	10	1	0	0	5	6
CADILLAC								
	BROUGHAM 2D	BROUGHAM 2D	15	0	3	0	3	6
	BROUGHAM 4D	BROUGHAM 4D	59	9	8	7	19	43
	CIMARRON 4D	CIMARRON 4D	17	2	3	2	6	13
CHEVROLET								
	CAPRICE 4D	CLASSIC	112	6	22	17	29	74
	CAPRICE SW	CLASSIC	29	1	6	5	9	21
	CAVALIER 2D	CAVALIER 2D	9	2	1	0	2	5
	CAVALIER 2D	CS	5	1	1	0	2	4
	CAVALIER 2D	TYPE 10	7	0	0	1	2	3
	CAVALIER 4D	CAVALIER 4D	10	1	0	1	5	7
	CAVALIER 4D	CS	9	2	0	2	3	7
	CAVALIER SW	CAVALIER SW	7	1	1	0	2	4
	CAVALIER SW	CS	6	0	1	0	1	2
	CELEBRITY 2D	CELEBRITY 2D	6	0	3	0	1	4
	CELEBRITY 4D	CELEBRITY 4D	53	3	6	0	11	20
	CHEVETTE 2D	CHEVETTE 2D	13	1	1	2	1	5
	CHEVETTE 2D	SCOOTER	15	1	4	0	2	7
	CHEVETTE 4D	CHEVETTE 4D	23	1	2	2	8	13

Table B 9. Thefts and Recoveries of 1983 Model Year vehicles during calendar year 1984

Make	Series	Model	Number of				Condition		Total
			Thefts	Intact	In-Whole	In-Part	Unknown		
-----Number Recovered in 1984-----									
UNMARKED ANCESTORS									
PASSENGER CARS									
CHEVROLET									
	CHEVETTE 4D	SCOOTER	2	0	0	0	1	1	
	CITATION 2D	CITATION 2D	7	2	1	0	0	3	
	CITATION 4D	CITATION 4D	12	1	1	1	4	7	
	IMPALA 4D	IMPALA 4D	13	0	3	1	4	8	
	MALIBU 4D	MALIBU 4D	39	6	7	1	4	18	
	MALIBU SW	MALIBU SW	18	0	5	1	7	13	
	MONTE CARLO 2D	MONTE CARLO 2D	164	9	19	19	36	83	
CHRY/PLYM/MTS									
	COLT 2D	COLT 2D	5	0	0	0	2	2	
	COLT 2D	DELUXE	2	0	0	0	1	1	
	COLT 4D	COLT 4D	1	0	0	0	0	0	
	SAPPORO 2D	SAPPORO 2D	5	1	0	0	0	1	
CHRYSLER									
	CORDOBA	CORDOBA	6	0	3	0	2	5	
	E CLASS 4D	E CLASS 4D	9	1	3	0	1	5	
	IMPERIAL 2D	IMPERIAL 2D	3	1	1	0	0	2	
	NEW YORKER 4D (E BOD	NEW YORKER 4D (E BOD	12	1	2	1	3	7	
DATSUN/NISSAN									
	200SX	200SX	36	4	4	2	6	16	
	PULSAR 2D	DX	16	1	2	0	3	6	
	PULSAR 2D	GX	13	1	0	1	5	7	
	PULSAR 2D	PULSAR 2D	5	0	1	0	0	1	
	PULSAR 4D	PULSAR 4D	1	0	0	0	0	0	
	SENTRA 2D	SENTRA 2D	63	16	4	7	12	39	
	SENTRA 4D	SENTRA 4D	23	3	1	0	11	15	
	SENTRA SW	SENTRA SW	13	4	2	0	5	11	
	STANZA 2D	STANZA 2D	4	1	1	0	0	2	
	STANZA 4D	STANZA 4D	27	6	4	0	12	22	
DODGE									
	400 2D	400 2D	2	0	1	0	0	1	
	400 4D	400 4D	5	0	2	0	1	3	
	MIRADA 2D	MIRADA 2D	6	0	0	1	2	3	
	OMNI 4D	OMNI 4D	10	1	3	2	0	6	
	OMNI 4D	SE	2	0	0	0	1	1	
	OMNI/CHARGER 2D	2.2000000000	4	1	0	0	0	1	
	OMNI/CHARGER 2D	OMNI/CHARGER 2D	13	4	1	1	1	7	
	SHELBY CHARGER 2D	SHELBY CHARGER 2D	3	0	1	0	1	2	
DODGE/MITSUBISHI									
	CHALLENGER	CHALLENGER	13	2	2	1	4	9	
	COLT 2D	COLT 2D	6	2	2	0	1	5	
	COLT 2D	CUSTOM	1	0	0	0	0	0	
	COLT 2D	DELUXE	4	0	1	0	2	3	
	COLT 4D	COLT 4D	1	0	0	0	1	1	
FORD									
	ESCORT 2D	GL	4	0	3	0	0	3	
	ESCORT 2D	GT	5	1	2	0	0	3	
	ESCORT 2D	L	38	5	6	1	7	19	
	ESCORT 4D	GL	3	0	1	0	1	2	
	ESCORT 4D	GLX	1	0	0	0	0	0	

Table B 9. Thefts and Recoveries of 1983 Model Year vehicles during calendar year 1984

Make	Series	Model	Number				Condition		Total
			Thefts	Intact	In-Whole	In-Part	Unknown		
-----Number Recovered in 1984-----									
UNMARKED ANCESTORS									
PASSENGER CARS									
FORD									
	ESCORT 4D	L	20	5	3	2	4	14	
	ESCORT SW	GL	4	1	1	0	0	2	
	ESCORT SW	L	7	2	1	0	3	6	
	EXP 2D	EXP 2D	17	0	4	0	5	9	
	FAIRMONT FUTURA 2D	FUTURA	2	0	0	1	0	1	
	FAIRMONT FUTURA 4D	S	11	1	4	0	2	7	
	FORD LTD 2D	CROWN VICTORIA	8	0	0	0	0	0	
	FORD LTD 4D	CROWN VICTORIA	13	2	2	0	3	7	
	FORD LTD SW	COUNTRY SQUIRE	1	0	0	0	1	1	
	LTD 4D	LTD 4D	13	3	3	1	3	10	
	LTD SW	LTD SW	4	0	1	0	1	2	
GM OF CANADA									
	PARISIENNE 4D	BROUGHAM	5	0	0	0	5	5	
	PARISIENNE 4D	PARISIENNE 4D	2	1	0	1	0	2	
HONDA									
	ACCORD 2D	ACCORD 2D	10	2	2	0	3	7	
	ACCORD 4D	ACCORD 4D	52	9	7	3	16	35	
	ACCORD 4D	SPECIAL EDITION	8	1	3	1	0	5	
	ACCORD LX 2D	LX	18	3	1	2	2	8	
	CIVIC CVCC 3D	CIVIC CVCC 3D	2	1	0	0	0	1	
	CIVIC CVCC 3D	DX	9	2	2	0	2	6	
	CIVIC CVCC 3D	FE	4	2	0	0	1	3	
	CIVIC CVCC 3D	S	4	0	1	0	1	2	
	CIVIC CVCC 4D	CIVIC CVCC 4D	19	1	2	0	6	9	
	CIVIC CVCC SW	CIVIC CVCC SW	1	0	1	0	0	1	
	PRELUDE	PRELUDE	22	0	5	0	8	13	
MERCURY									
	LN7 2D	LN7 2D	1	0	0	0	0	0	
	LYNX 2D	L	18	3	1	0	8	12	
	LYNX 2D	RS	2	0	1	0	1	2	
	LYNX 4D	GS	1	0	0	0	0	0	
	LYNX 4D	L	11	5	2	0	2	9	
	LYNX SW	GS	1	0	0	1	0	1	
	MARQUIS 4D	MARQUIS 4D	8	3	0	0	2	5	
	MARQUIS/GRAND MARQUI	COLONY PARK	2	0	1	0	0	1	
	MARQUIS/GRAND MARQUI	GRAND MARQUIS	21	0	1	0	4	5	
	ZEPHYR 4D	ZEPHYR 4D	6	1	1	0	2	4	
	ZEPHYR Z-7	Z-7	1	0	0	0	0	0	
OLDSMOBILE									
	CUST. CRUISER SW	CUST. CRUISER SW	20	1	2	3	9	15	
	FIRENZA 4D	FIRENZA 4D	1	0	0	0	0	0	
	FIRENZA 4D	LX	1	0	1	0	0	1	
	OMEGA 2D	BROUGHAM	3	0	0	0	1	1	
	OMEGA 2D	OMEGA 2D	4	0	2	0	1	3	
	OMEGA 4D	BROUGHAM	3	0	1	0	1	2	
	OMEGA 4D	OMEGA 4D	7	1	3	2	1	7	

Table B 9. Thefts and Recoveries of 1983 Model Year vehicles during calendar year 1984

Make	Series	Model	Number of				Condition		Total
			Thefts	Intact	In-Whole	In-Part	Unknown		
-----Number Recovered in 1984-----									
UNMARKED ANCESTORS									
PASSENGER CARS									
OPEL/ISUZU									
	I-MARK 4D RWD	I-MARK 4D RWD	2	0	1	0	0	1	
PEUGEOT									
	505 4D	505 4D	8	0	0	1	2	3	
PLYMOUTH									
	HORIZON 2D	TURISMO	14	3	4	0	0	7	
	HORIZON 2D	TURISMO 2.2	5	0	1	0	0	1	
	HORIZON 4D	CUSTOM	1	0	1	0	0	1	
	HORIZON 4D	HORIZON 4D	4	1	1	0	0	2	
PONTIAC									
	6000 2D	6000 2D	3	0	0	0	1	1	
	6000 2D	LE	1	0	0	0	0	0	
	6000 4D	6000 4D	5	0	1	0	1	2	
	6000 4D	LE	16	1	5	4	1	11	
	6000 4D	STE	6	0	1	1	2	4	
	J2000/2000 2D	J2000/2000 2D	10	2	1	1	3	7	
	J2000/2000 2D	SE	2	0	0	0	0	0	
	J2000/2000 2D	SUNBIRD	4	0	1	0	1	2	
	J2000/2000 4D	J2000/2000 4D	3	0	0	0	1	1	
	J2000/2000 4D	LE	2	0	0	0	0	0	
	J2000/2000 4D	SUNBIRD	1	0	0	0	0	0	
	PHOENIX 2D	PHOENIX 2D	1	0	0	0	0	0	
	T1000/1000 2D	T1000/1000 2D	2	0	0	0	0	0	
	T1000/1000 4D	T1000/1000 4D	5	1	1	0	2	4	
PORSCHE									
	944 COUPE	944 COUPE	13	1	3	0	1	5	
RENAULT/EAGLE									
	18I 4D	DELUXE	5	1	1	0	0	2	
	18I SW	DELUXE	1	0	0	0	1	1	
	ALLIANCE 2D	ALLIANCE 2D	6	1	0	0	1	2	
	ALLIANCE 2D	DL	7	1	1	0	1	3	
	ALLIANCE 2D	L	3	0	2	0	0	2	
	ALLIANCE 4D	DL	19	1	4	1	6	12	
	ALLIANCE 4D	L	13	3	2	0	3	8	
	ALLIANCE 4D	LIMITED	1	0	0	0	0	0	
	FUEGO 2D	DELUXE	17	0	7	2	5	14	
	LE CAR 2D	DELUXE	5	1	0	1	0	2	
SUBARU									
	DL/GL 4D SEDAN	DL	3	0	1	0	0	1	
	HATCHBACK	GL	4	0	2	0	0	2	
	HATCHBACK	STD	2	1	0	0	1	2	
TOYOTA									
	COROLLA TERCEL 2D	COROLLA TERCEL 2D	7	1	1	0	1	3	
	COROLLA TERCEL 2D	DELUXE	13	5	1	0	5	11	
	COROLLA TERCEL 2D	SR5	4	1	0	0	1	2	
	COROLLA TERCEL 4D	DELUXE	26	5	4	2	12	23	
	TERCEL SW 4WD	DELUXE	6	0	2	1	1	4	
	TERCEL SW 4WD	SR5	6	0	0	0	5	5	

Table B 9. Thefts and Recoveries of 1983 Model Year vehicles during calendar year 1984

Make	Series	Model	-----Number Recovered in 1984-----				Condition Unknown	Total
			Number of Thefts	Intact	In-Whole	In-Part		
UNMARKED ANCESTORS PASSENGER CARS								
VOLKSWAGEN								
	JETTA 2D	JETTA 2D	3	0	0	0	1	1
	JETTA SEDAN	JETTA SEDAN	6	0	2	1	0	3
	QUANTUM 4D	QUANTUM 4D	3	0	0	0	1	1
	QUANTUM SW	GL	1	0	0	0	0	0
VOLVO								
	240 2D	DE LUXE (DL)	6	1	0	0	3	4
	240 4D	DL/GL	10	1	0	1	4	6
	240 4D	GRAND LUXE TOURING	10	0	1	0	1	2
	760/740 4D	760 GLE	5	1	0	0	0	1
		Subtotal:	1795	198	285	121	455	1059
MARKED ANCESTORS PASSENGER CARS								
BMW								
	320 I 2D	320 I 2D	40	6	7	0	5	18
	528 E 4D	528 E 4D	16	6	1	0	2	9
	533 I 4D	533 I 4D	4	0	0	0	0	0
	633 CSI 2D	633 CSI 2D	7	0	0	0	2	2
BUICK								
	ELECTRA 2D RWD	LIMITED	9	1	3	1	1	6
	ELECTRA 2D RWD	PARK AVE.	7	0	2	0	2	4
	ELECTRA 4D RWD	LIMITED	22	2	4	0	7	13
	ELECTRA 4D RWD	PARK AVE.	66	3	11	12	20	46
	ELECTRA SW RWD	ESTATE	8	3	0	1	2	6
	LESABRE 2D	CUSTOM	9	1	0	0	6	7
	LESABRE 2D	LIMITED	19	0	7	0	6	13
	LESABRE 4D	CUSTOM	23	1	2	1	11	15
	LESABRE 4D	LIMITED	50	2	9	8	16	35
	LESABRE SW	ESTATE	5	0	0	1	3	4
	+REGAL 2D RWD	LIMITED	147	9	11	13	41	74
	+REGAL 2D RWD	REGAL 2D RWD	128	7	13	19	33	72
	+REGAL 2D RWD	T TYPE	6	0	2	0	0	2
	+REGAL 4D	LIMITED	17	1	3	3	5	12
	+REGAL 4D	REGAL 4D	26	4	2	2	6	14
	+REGAL SW	ESTATE	3	1	0	0	1	2
	RIVIERA 2D	RIVIERA 2D	122	10	18	15	40	83
	RIVIERA 2D	T TYPE	3	0	0	0	3	3
	RIVIERA 2D CONV	RIVIERA 2D CONV	2	0	1	0	0	1
CADILLAC								
	DEVILLE 2D RWD	DEVILLE 2D RWD	122	16	15	6	29	66
	DEVILLE 4D RWD	DEVILLE 4D RWD	127	16	22	13	28	79
	ELDORADO 2D	ELDORADO 2D	199	18	28	18	61	125
	SEVILLE 4D	SEVILLE 4D	63	5	11	5	20	41
CHEVROLET								
	CAMARO	BERLINETTA	35	0	3	7	13	23
	CAMARO	CAMARO	1	0	0	0	1	1
	CAMARO	Z28	307	23	37	31	85	176

Table B 9. Thefts and Recoveries of 1983 Model Year vehicles during calendar year 1984

Make	Series	Model	Number of				Condition		Total
			Thefts	Intact	In-Whole	In-Part	Unknown		
-----Number Recovered in 1984-----									
MARKED ANCESTORS PASSENGER CARS									
CHEVROLET									
CHRYSLER									
	LEBARON 2D	LEBARON 2D	5	1	0	0	2	3	
	LEBARON 2D CONV	LEBARON 2D CONV	6	0	3	0	3	6	
	LEBARON 4D	LEBARON 4D	9	2	0	0	3	5	
	LEBARON SW	TOWN & COUNTRY	2	1	0	0	0	1	
	NEW YORKER 4D RWD	5TH AVE. EDITION	51	5	14	9	11	39	
DODGE									
	600 2D CONV.	600 2D CONV.	5	1	1	0	2	4	
	600 4D	600 4D	1	0	0	0	1	1	
	600 4D	ES	6	0	1	0	2	3	
	ARIES 2D	ARIES 2D	5	0	1	0	3	4	
	ARIES 4D	ARIES 4D	8	2	0	1	2	5	
	ARIES 4D	SPECIAL EDITION	2	0	0	0	0	0	
	ARIES SW	CUSTOM	5	2	2	0	0	4	
	DIPLOMAT 4D	SALON	1	0	0	0	0	0	
FORD									
	MUSTANG	GL	46	0	5	1	8	14	
	MUSTANG	L	8	0	1	1	3	5	
	MUSTANG	LX	3	0	0	0	2	2	
	MUSTANG	MUSTANG	16	3	3	0	4	10	
	MUSTANG CONV	GLX	8	1	0	0	1	2	
	MUSTANG CONV	LX	5	0	1	0	2	3	
	THUNDERBIRD 2D	THUNDERBIRD 2D	67	13	11	0	12	36	
JAGUAR									
	XJ6	VDP	5	1	0	0	1	2	
	XJ6	XJ6	8	1	0	0	0	1	
LINCOLN									
	CONTINENTAL 4D	CONTINENTAL 4D	7	0	1	0	1	2	
	LINCOLN CONT. 4D	TOWN CAR	17	2	3	1	4	10	
	MARK VI 2D	MARK VI 2D	4	1	0	1	0	2	
	MARK VI 4D	MARK VI 4D	3	0	0	0	0	0	
	MARK VII 2D	MARK VII 2D	5	0	0	0	2	2	
MAZDA									
	626 SEDAN	626 SEDAN	24	6	4	2	6	18	
	+626/MX-6 2D	626/MX-6 2D	15	3	1	1	6	11	
	+GLC 2D	FWD	10	4	1	0	4	9	
	+GLC SEDAN	FWD	12	3	1	1	3	8	
	+GLC WAGON	GLC WAGON	1	0	0	0	1	1	
MERCEDES BENZ									
	240 D 4D	240 D 4D	1	0	0	1	0	1	
	300 D 4D	300 D 4D	7	1	0	0	0	1	
	300 SD 4D	300 SD 4D	9	1	1	1	1	4	
	300 TD SW	300 TD SW	2	0	0	0	1	1	
	+380 SEC 2D	380 SEC 2D	2	0	0	0	0	0	
	+380 SEL 4D	380 SEL 4D	4	0	1	0	0	1	
	+380 SL CONV	ROADSTER	12	2	0	1	4	7	

Table B 9. Thefts and Recoveries of 1983 Model Year vehicles during calendar year 1984

Make	Series	Model	-----Number Recovered in 1984-----					Total
			Number of Thefts	Intact	In-Whole	In-Part	Condition Unknown	
MARKED ANCESTORS PASSENGER CARS								
MERCURY								
	+CAPRI	CAPRI	14	2	1	0	3	6
	COUGAR 2D	COUGAR 2D	28	1	6	3	10	20
MITSUBISHI								
	CORDIA 2D	HIGH/PREM(L/LS)	13	3	1	1	4	9
	TREDIA 4D	HIGH/PREM(L/LS)	6	1	2	1	1	5
OLDSMOBILE								
	98 2D RWD	REGENCY	16	0	1	0	6	7
	98 4D RWD	REGENCY	66	3	10	12	21	46
	98 4D RWD	REGENCY BROUGHAM	68	1	9	8	25	43
	+CIERA 2D	CIERA BROUGHAM	4	1	0	0	2	3
	+CIERA 2D	CIERA LS	6	1	2	0	1	4
	+CIERA 4D	CIERA BROUGHAM	36	2	5	8	8	23
	+CIERA 4D	LS	26	1	6	3	5	15
	+CUTLASS 2D	CALAIS	45	2	7	7	11	27
	+CUTLASS 2D	CUTLASS SUPREME	213	16	34	26	61	137
	+CUTLASS 2D	SUPREME BROUGHAM	124	2	14	10	38	64
	+CUTLASS 4D	CUTLASS SUPREME	34	4	6	0	11	21
	+CUTLASS 4D	SUPREME BROUGHAM	20	1	3	4	7	15
	+CUTLASS SW	CRUISER	5	0	2	1	1	4
	DELTA-88 2D	ROYALE	27	1	4	1	11	17
	DELTA-88 2D	ROYALE BROUGHAM	34	4	5	2	9	20
	DELTA-88 4D	DELTA-88 4D	4	0	0	0	3	3
	DELTA-88 4D	ROYALE	40	3	9	3	14	29
	DELTA-88 4D	ROYALE BROUGHAM	35	3	4	7	10	24
	TORONADO	BROUGHAM	77	7	9	9	24	49
PLYMOUTH								
	GRAN FURY 4D	SALON	3	2	0	0	0	2
	RELIANT 2D	RELIANT 2D	4	1	0	0	2	3
	RELIANT 2D	SPECIAL EDITION	4	1	0	0	2	3
	RELIANT 4D	RELIANT 4D	9	2	1	0	3	6
	RELIANT 4D	SPECIAL EDITION	2	0	0	0	0	0
	RELIANT SW	CUSTOM	3	0	0	0	1	1
PONTIAC								
	BONNEVILLE 4D	BONNEVILLE 4D	42	3	4	3	11	21
	BONNEVILLE 4D	BROUGHAM	17	1	0	4	8	13
	BONNEVILLE SW	BONNEVILLE SW	6	0	2	0	2	4
	FIREBIRD	FIREBIRD	44	4	6	3	10	23
	FIREBIRD	SE	17	1	3	4	2	10
	FIREBIRD	TRANS/AM	91	4	13	10	16	43
	+GRAND PRIX	BROUGHAM	31	2	4	3	12	21
	+GRAND PRIX	GRAND PRIX	85	4	11	11	21	47
	+GRAND PRIX	LE	31	0	5	4	6	15
	+GRAND PRIX	LJ	38	2	4	5	8	19
PORSCHE								
	911 COUPE	911 COUPE	7	1	0	2	0	3
	911 TARGA/CABRIOLET	911 TARGA/CABRIOLET	10	1	1	2	0	4
	928 COUPE	928 COUPE	3	0	0	0	0	0

Table B 9. Thefts and Recoveries of 1983 Model Year vehicles during calendar year 1984

Make	Series	Model	-----Number Recovered in 1984-----					Total
			Number of Thefts	Intact	In-Whole	In-Part	Condition Unknown	
MARKED ANCESTORS PASSENGER CARS								
SAAB								
	SAAB 900 2D	S	2	0	2	0	0	2
	SAAB 900 2D	SAAB 900 2D	2	0	1	0	0	1
	SAAB 900 2D	TURBO	8	2	3	0	1	6
	SAAB 900 4D	S	2	0	1	0	0	1
	SAAB 900 4D	TURBO	9	1	0	2	4	7
SUBARU								
	HARDTOP/XT 2D	GL	6	0	4	0	0	4
TOYOTA								
	CAMRY 4D	DELUXE	13	1	3	2	3	9
	CAMRY 4D	LE (LUX. EDN)	24	4	4	1	6	15
	CELICA	GT	59	10	13	5	14	42
	CELICA	GT-S	99	9	22	26	21	78
	CELICA	ST	18	2	5	1	8	16
	COROLLA 2D	COROLLA 2D	10	6	1	2	0	9
	COROLLA 2D	DELUXE	39	7	15	1	8	31
	COROLLA 2D	SR5	32	4	7	3	9	23
	COROLLA SEDAN	DELUXE	42	6	7	2	15	30
	COROLLA SW	DELUXE	7	2	2	1	0	5
	+STARLET LIFTBACK	STARLET LIFTBACK	3	1	0	0	0	1
VOLKSWAGEN								
	+RABBIT 2D	GTI	36	1	7	3	8	19
	+RABBIT 2D	L	1	0	0	0	1	1
	+RABBIT CONV.	RABBIT CONV.	2	0	2	0	0	2
	+RABBIT SEDAN	L	1	0	1	0	0	1
	+RABBIT SEDAN	LS	5	0	0	0	1	1
	SCIROCCO	SCIROCCO	6	1	1	0	1	3
		Subtotal	3814	336	563	383	1034	2316
ANTI-THEFT MARKED ANCESTORS PASSENGER CARS								
AUDI								
	5000 4D	5000 4D	10	0	2	0	4	6
	5000 4D	S	11	2	0	0	1	3
	5000 4D	T	3	1	0	0	0	1
BMW								
	*733 I 4D	733 I 4D	7	2	0	1	1	4
DATSUN/NISSAN								
	*240/260/280/300	280 ZX	127	20	10	15	18	63
	*240/260/280/300 2+2	280 ZX	27	3	2	2	5	12
	*810/MAXIMA SEDAN	810/MAXIMA SEDAN	55	9	9	1	15	34
MAZDA								
	RX-7 COUPE	RX-7 COUPE	223	24	41	42	42	149
MITSUBISHI								
	STARION 2D	HIGH/PREM(I./LS)	18	2	2	1	1	6

Table B 9. Thefts and Recoveries of 1983 Model Year vehicles during calendar year 1984

Make	Series	Model	-----Number Recovered in 1984-----					Total
			Number of Thefts	Intact	In-Whole	In-Part	Condition Unknown	
ANTI-THEFT EXEMPT								
ANCESTORS								
PASSENGER CARS								
OPEL/ISUZU								
	IMPULSE 2D	IMPULSE 2D	3	2	0	0	0	2
TOYOTA								
	*CELICA SUPRA	CELICA SUPRA	103	14	24	17	21	76
	*CRESSIDA 4D	LE (LUX. EDN)	63	5	12	2	19	38
	*CRESSIDA SW	LE (LUX. EDN)	2	0	0	1	0	1
		Subtotal:	652	84	102	82	127	395
		Passenger Total:	6261	618	950	586	1616	3770
MPVS								

AMC/EAGLE								
	EAGLE 50 LIFTBACK	SX/4, DL	5	0	0	1	0	1
	EAGLE SW	EAGLE SW	1	0	0	0	0	0
CHEVROLET TRUCK								
	10 PICKUP 1/2T	10 PICKUP 1/2T	261	5	11	15	34	65
	10 PICKUP 1/2T 4X4	4WD	42	2	1	2	0	5
	20 CREW C P/U 3/4T	BONUS/CREW CAB	2	0	0	0	0	0
	20 PICKUP 3/4T	20 PICKUP 3/4T	21	0	0	1	4	5
	20 PICKUP 3/4T 4X4	4WD	16	0	0	1	1	2
	30 CHASSIS CAB 1T	30 CHASSIS CAB 1T	4	1	0	0	0	1
	30 CREW C P/U 1T	BONUS CREW CAB	13	0	0	0	1	1
	30 PICKUP 1T	30 PICKUP 1T	6	0	0	0	1	1
	BLAZER 1/2T 4X4	4WD	37	1	3	0	5	9
	CHEVYVAN 1/2T	CHEVYVAN 1/2T	7	1	0	1	2	4
	CHEVYVAN 1T	CHEVYVAN 1T	1	0	0	0	0	0
	CHEVYVAN 3/4T	CHEVYVAN 3/4T	24	2	1	2	5	10
	CHEVYVAN 3/4T	INCOMPLETE	34	1	2	5	9	17
	EL CAMINO	EL CAMINO	16	2	1	3	3	9
	S10 BLAZER	S10 BLAZER	8	0	3	0	1	4
	S10 PICKUP	S10 PICKUP	24	3	1	2	3	9
	SPORTVAN 1/2T	SPORTVAN 1/2T	1	0	0	0	1	1
	SUBURBAN 1/2T	SUBURBAN 1/2T	14	2	0	1	4	7
	SUBURBAN 1/2T 4X4	4WD	1	0	0	0	1	1
	T10 BLAZER 4X4	4WD	36	1	5	2	7	15
	T10 PICKUP 4X4	4WD	15	1	1	1	3	6
DATSUN/NISSAN								
	KING CAB P/U 4X2	KING CAB P/U 4X2	18	0	3	1	3	7
	KING CAB P/U 4X4	KING CAB P/U 4X4	14	1	4	1	0	6
	PICKUP LONG 4X4	PICKUP LONG 4X4	2	0	0	0	1	1
	PICKUP SHORT 4X2	PICKUP SHORT 4X2	17	2	3	2	5	12
	PICKUP SHORT 4X4	PICKUP SHORT 4X4	2	0	1	0	0	1
DODGE TRUCK								
	AD150 UTILITY	SPORT	3	1	0	0	0	1
	AW150 UTILITY	SPORT	10	0	1	1	2	4
	B150 VAN MPV	WAGON	1	0	0	0	0	0

Table B 9. Thefts and Recoveries of 1983 Model Year vehicles during calendar year 1984

Make	Series	Model	Number				Condition	
			Thefts	Intact	In-Whole	In-Part	Unknown	Total
-----Number Recovered in 1984-----								
MPVS								
DODGE TRUCK								
	B150 VAN TRK/INC	INCOMPLETE	6	1	0	0	1	2
	B150 VAN TRK/INC	TRUCK	11	0	3	0	4	7
	B250 VAN TRK/INC	INCOMPLETE	19	1	4	0	5	10
	B250 VAN TRK/INC	TRUCK	13	4	2	2	2	10
	B350 VAN TRK/INC	TRUCK	2	0	1	0	0	1
	D100/D150 PICKUP	CONVENTIONAL CAB	24	2	3	2	4	11
	RAM50/D50 P/U SH 4X2	RAM50/D50 P/U SH 4X2	4	1	1	0	0	2
	W100/W150 PICKUP	CONVENTIONAL CAB	3	0	0	0	0	0
FORD TRUCK								
	BRONCO	4WD	18	1	1	0	6	8
	E100 ECONO CARGO VA	CARGO VAN	3	0	0	0	1	1
	E100 ECONO CARGO VAN	CARGO VAN	5	1	1	0	1	3
	E150 ECONO CARGO VA	SUPER CARGO VAN	1	0	0	0	1	1
	E150 ECONO CARGO VAN	CARGO VAN	41	2	4	2	10	18
	E150 ECONO CARGO VAN	SUPER CARGO VAN	1	0	0	0	0	0
	E150 ECONO CLUB WGN	CLUB WAGON	1	0	0	0	0	0
	E250 ECONO CLUB WGN	CLUB WAGON	1	0	0	0	1	1
	E350 ECONO CARGO VAN	CARGO VAN	4	1	0	0	1	2
	F100 PICKUP 4X2	F100 PICKUP 4X2	39	2	1	2	5	10
	F150 PICKUP 4X2	F150 PICKUP 4X2	53	2	2	2	9	15
	F150 PICKUP 4X4	4WD	25	1	1	1	1	4
	F150 SUPER P/U 4X2	SUPER PICKUP 4X2	11	0	0	0	1	1
	F250 PICKUP 4X2	F250 PICKUP 4X2	19	5	0	0	1	6
	F250 PICKUP 4X4	4WD	15	3	1	0	0	4
	F250 SUPER P/U 4X2	SUPER PICKUP 4X2	5	0	0	0	1	1
	F350 CHASSIS C 4X2	F350 CHASSIS C 4X2	4	1	0	0	0	1
	F350 PICKUP 4X2	F350 PICKUP 4X2	1	0	0	0	0	0
	RANGER PICKUP 4X2	RANGER PICKUP 4X2	64	6	5	3	14	28
	RANGER PICKUP 4X4	4WD	18	2	2	1	4	9
GMC TRUCK								
	1500 PICKUP 1/2T	1500 PICKUP 1/2T	86	2	0	8	14	24
	1500 PICKUP 1/2T 4X4	4WD	3	0	2	0	0	2
	2500 PICKUP 3/4T	2500 PICKUP 3/4T	9	0	0	0	2	2
	2500 PICKUP 3/4T 4X	4WD	1	0	0	0	0	0
	2500 PICKUP 3/4T 4X4	4WD	4	0	0	1	0	1
	3500 CHASSIS CAB 1T	3500 CHASSIS CAB 1T	2	0	0	0	1	1
	3500 CREW C P/U 1T	CREW/BONUS CAB	4	0	0	0	0	0
	JIMMY 1/2T 4X4	4WD	5	0	0	0	0	0
	S15 JIMMY	S15 JIMMY	1	0	0	0	0	0
	S15 PICKUP	S15 PICKUP	6	1	0	0	1	2
	SUBURBAN 1/2T	SUBURBAN 1/2T	2	0	0	0	1	1
	SUBURBAN 1/2T 4X4	4WD	1	1	0	0	0	1
	T15 JIMMY 4X4	4WD	7	0	2	1	1	4
	T15 PICKUP 4X4	T15 PICKUP 4X4	3	0	0	1	1	2
	VANDURA 3/4T	INCOMPLETE	15	0	4	0	3	7
	VANDURA 3/4T	VANDURA 3/4T	6	0	0	1	1	2
JEEP								
	CHEROKEE 4X4	CHEROKEE 4X4	2	0	0	0	0	0
	CHEROKEE 4x4	CHEROKEE 4x4	1	1	0	0	0	1
	CJ-7 ROADSTER	CJ-7 ROADSTER	56	2	3	2	10	17

Table B 9. Thefts and Recoveries of 1983 Model Year vehicles during calendar year 1984

Make	Series	Model	-----Number Recovered in 1984-----					Total
			Number of Thefts	Intact	In-Whole	In-Part	Condition Unknown	
MPVS								
JEEP								
	DJ5/CJ5 ROADSTER	DJ5/CJ5 ROADSTER	6	0	0	0	1	1
	SCRAMBLER	SCRAMBLER	1	0	0	0	1	1
	WAGONEER/G. WAGONEER	GRAND WAGONEER	3	0	0	0	1	1
	WAGONEER/G. WAGONEER	WAGONEER/G. WAGONEER	3	0	0	0	0	0
MAZDA								
	B SER. LONG P/U 4X2	B SER. LONG P/U 4X2	5	0	0	1	3	4
	B SER. STD P/U 4X2	B SER. STD P/U 4X2	9	2	0	1	3	6
OPEL/ISUZU								
	P/U LN 1/2T 4X2	P/U LN 1/2T 4X2	3	0	0	1	2	3
	P/U SH 1/2T 4X2	P/U SH 1/2T 4X2	2	0	0	1	1	2
	P/U SH 1/2T 4X4	P/U SH 1/2T 4X4	3	0	0	0	0	0
PLYMOUTH TRUCK								
	SCAMP PICKUP	SCAMP PICKUP	1	0	0	0	0	0
SUBARU								
	BRAT 4X4	GL	4	0	0	0	3	3
	DL/GL 4D SEDAN	GL	9	1	2	0	4	7
	DL/GL SW	GL	12	0	2	1	3	6
	DL/GL SW 4WD	GL	10	1	2	0	5	8
TOYOTA								
	LAND CRUISER SW	LAND CRUISER SW	1	0	0	0	0	0
	P/U SH 1/2T 4X4	SR5 SPORT	31	3	4	1	4	12
	PICKUP LN 1/2T 4X4	DELUXE	17	3	2	0	2	7
	PICKUP LN 1/2T 4X4	SR5 SPORT	36	7	6	4	2	19
	PICKUP LONG 1/2T	DELUXE	17	5	3	1	2	11
	PICKUP LONG 1/2T	SR5 SPORT	16	4	1	2	3	10
	PICKUP SH 1/2T 4X4	DELUXE	24	3	2	3	1	9
	PICKUP SHORT 1/2T	PICKUP SHORT 1/2T	22	5	3	1	4	13
	PICKUP SHORT 1/2T	SR5 SPORT	8	2	2	1	0	5
VOLKSWAGEN								
	VANAGON	BUS	1	0	0	0	0	0
		Subtotal:	1525	105	113	89	249	556
MOTORCYCLES								
HARLEY-DAVIDSON								
	FL	FLH	6	0	0	0	0	0
	FLT	FLT	1	0	0	0	0	0
	FLT	FLT CLASSIC	1	0	0	0	0	0
	FLT	FLT POLICE	3	0	0	0	1	1
	FLT	FLT SHRINE	6	0	0	0	0	0
	FX	FXE	4	0	0	0	0	0
	FX	FXWG-80	23	0	0	0	1	1
	FXR	FXR-80	6	0	1	0	0	1
	FXR	FXRS-80	9	0	0	0	0	0
	XL	XLH	27	0	0	0	1	1
HONDA								
	MOTORCYCLE	MOTORCYCLE	233	15	10	7	26	58

Table B 9. Thefts and Recoveries of 1983 Model Year vehicles during calendar year 1984

Make	Series	Model	Number of Thefts	-----Number Recovered in 1984-----				Total
				Intact	In-Whole	In-Part	Condition Unknown	
MOTORCYCLES								
KAWASAKI	MOTORCYCLE	MOTORCYCLE	55	0	4	0	5	9
SUZUKI	MOTORCYCLE	MOTORCYCLE	37	0	1	2	5	8
YAMAHA	MOTORCYCLE	MOTORCYCLE	38	3	1	0	8	12
		Subtotal:	449	18	17	9	47	91
		Totals:	8332	747	1090	691	1932	4460

+ Series subject to the Theft Prevention Standard in 1988 only.

* Series also had passive anti-theft device in 1985-1986.

Table B 10. Thefts and Recoveries of 1985 Model Year vehicles during calendar year 1985

Make	Series	Model	-----Number Recovered in 1985-----					Total
			Number of Thefts	Intact	In-Whole	In-Part	Condition Unknown	
UNMARKED ANCESTORS PASSENGER CARS								
UNMARKED ANCESTORS PASSENGER CARS								
ALFA ROMEO	SPIDER CONV	ROADSTER	1	0	0	0	1	1
AUDI	4000 4D	S	4	0	1	1	1	3
	GT COUPE 2D	GT COUPE 2D	1	0	0	0	1	1
BUICK	CENTURY 2D	CUSTOM	1	0	0	0	1	1
	CENTURY 2D	LIMITED	2	0	0	0	1	1
	CENTURY 2D	T TYPE	1	0	0	0	0	0
	CENTURY 4D	CUSTOM	25	5	8	1	10	24
	CENTURY 4D	LIMITED	49	8	13	8	8	37
	CENTURY 4D	T TYPE	1	0	0	1	0	1
	SKYHAWK 2D	CUSTOM	10	1	3	0	3	7
	SKYHAWK 4D	CUSTOM	4	0	1	1	1	3
	SKYLARK 4D	CUSTOM	13	1	2	2	5	10
	SKYLARK 4D	LIMITED	2	0	0	1	1	2
	SOMERSET 2D	REGAL	11	1	2	1	5	9
	SOMERSET 2D	REGAL LIMITED	7	1	1	2	0	4
CADILLAC	BROUGHAM 2D	BROUGHAM 2D	8	0	2	0	1	3
	BROUGHAM 4D	BROUGHAM 4D	50	5	8	8	12	33
	CIMARRON 4D	CIMARRON 4D	11	0	2	1	7	10
	FLEETWOOD/DEVILLE 4D	FLEETWOOD/DEVILLE 4D	20	2	2	2	7	13
CHEVROLET	CAPRICE 2D	CLASSIC	8	0	0	1	4	5
	CAPRICE 4D	CLASSIC	67	9	6	8	24	47
	CAPRICE SW	CLASSIC	30	1	5	3	19	28
	CAVALIER 2D	TYPE 10	24	2	6	3	6	17
	CAVALIER 4D	CAVALIER 4D	17	4	2	1	5	12
	CAVALIER 4D	CS	14	3	2	0	8	13
	CAVALIER SW	CAVALIER SW	4	0	1	0	1	2
	CELEBRITY 2D	CELEBRITY 2D	6	3	0	0	2	5
	CELEBRITY 4D	CELEBRITY 4D	43	7	2	2	19	30
	CELEBRITY SW	CELEBRITY SW	11	2	1	1	5	9
	CHEVETTE 2D	CHEVETTE 2D	12	2	4	0	3	9
	CHEVETTE 4D	CHEVETTE 4D	7	1	1	0	2	4
	IMPALA 4D	IMPALA 4D	10	0	1	0	3	4
	MALIBU SW	MALIBU SW	1	1	0	0	0	1
	MONTE CARLO 2D	MONTE CARLO 2D	245	13	44	33	70	160
	SPECTRUM 4D	LEVEL I	7	0	2	0	3	5
CHRY/PLYM/MITS	COLT 4D	DL	5	0	3	1	1	5
	COLT 4D	PREMIER	1	1	0	0	0	1

Table B 10. Thefts and Recoveries of 1985 Model Year vehicles during calendar year 1985

Make	Series	Model	Number				Condition	
			Thefts	Intact	In-Whole	In-Part	Unknown	Total
-----Number Recovered in 1985-----								
UNMARKED ANCESTORS								
PASSENGER CARS								
CHRYSLER								
	NEW YORKER 4D (E BOD	NEW YORKER 4D (E BOD	30	2	9	1	12	24
DATSUN/NISSAN								
	200SX	200SX	17	5	1	0	5	11
	PULSAR 2D	DX	10	0	1	1	4	6
	PULSAR 2D	GX	8	1	1	1	4	7
	SENTRA 2D	SENTRA 2D	47	8	11	2	14	35
	SENTRA 4D	SENTRA 4D	36	10	6	4	10	30
	SENTRA SW	SENTRA SW	4	1	0	0	0	1
	STANZA 4D	STANZA 4D	15	1	3	1	6	11
DODGE								
	OMNI 4D	OMNI 4D	16	6	2	0	4	12
	OMNI 4D	SE	3	1	1	0	0	2
	OMNI/CHARGER 2D	2.2000000000	4	1	1	0	0	2
	OMNI/CHARGER 2D	OMNI/CHARGER 2D	17	1	1	1	6	9
	SHELBY CHARGER 2D	SHELBY CHARGER 2D	11	0	2	1	3	6
DODGE/MITSUBISHI								
	COLT 2D	E	3	0	2	0	1	3
FORD								
	ESCORT 2D	GL	3	0	0	0	2	2
	ESCORT 2D	GT	3	0	1	0	2	3
	ESCORT 2D	L	67	7	11	5	23	46
	ESCORT 4D	GL	3	0	0	0	2	2
	ESCORT 4D	L	4	1	2	0	1	4
	ESCORT 4D	LX	1	1	0	0	0	1
	ESCORT SW	GL	2	0	0	0	0	0
	ESCORT SW	L	8	1	0	2	2	5
	EXP 2D	EXP 2D	15	0	3	2	6	11
	FAIRMONT FUTURA 4D	S	3	1	2	0	0	3
	FORD LTD 2D	CROWN VICTORIA	5	0	0	0	1	1
	FORD LTD 4D	CROWN VICTORIA	16	0	4	0	5	9
	FORD LTD SW	COUNTRY SQUIRE	4	0	0	0	2	2
	LTD 4D	LTD 4D	21	3	4	2	8	17
	LTD SW	LTD SW	1	0	0	0	1	1
	TEMPO 2D	GL	14	3	3	1	2	9
	TEMPO 4D	GL	49	9	10	1	15	35
HONDA								
	ACCORD 2D	ACCORD 2D	6	2	0	0	2	4
	ACCORD 4D	ACCORD 4D	18	6	1	1	5	13
	ACCORD 4D	LX	45	8	11	1	10	30
	ACCORD 4D	SEI	7	1	1	1	0	3
	ACCORD LX 2D	LX	7	1	2	0	2	5
	CIVIC CVCC 3D	DX	6	3	1	0	1	5
	CIVIC CVCC 3D	S	5	0	0	1	0	1
	CIVIC CVCC 4D	CIVIC CVCC 4D	13	3	1	0	7	11
	CIVIC CVCC/CRX 2D	CRX	12	3	1	1	2	7
	CIVIC CVCC/CRX 2D	CRX 1.5	4	0	2	0	1	3
	CIVIC CVCC/CRX 2D	CRX HF	4	1	0	2	0	3
	CIVIC CVCC/CRX 2D	CRX SI	1	0	0	0	1	1
	PRELUDE	PRELUDE	28	7	6	3	4	20

Table B 10. Thefts and Recoveries of 1985 Model Year vehicles during calendar year 1985

Make	Series	Model	Number				Condition	
			Thefts	Intact	In-Whole	In-Part	Unknown	Total
-----Number Recovered in 1985-----								
UNMARKED ANCESTORS								
PASSENGER CARS								
MERCURY								
	LYNX 2D	L	7	0	2	0	3	5
	LYNX 4D	L	3	0	2	0	1	3
	LYNX SW	L	1	0	0	0	0	0
	MARQUIS 4D	MARQUIS 4D	12	3	4	0	3	10
	MARQUIS SW	MARQUIS SW	1	0	1	0	0	1
	MARQUIS/GRAND MARQUI	COLONY PARK	1	0	0	0	0	0
	MARQUIS/GRAND MARQUI	GRAND MARQUIS	72	1	3	1	5	10
	TOPAZ 2D	GS	1	1	0	0	0	1
	TOPAZ 2D	LS	1	0	0	0	0	0
	TOPAZ 4D	GS	9	0	0	0	5	5
MITSUBISHI								
	MIRAGE 2D	HIGH/PREM(L/LS)	5	4	0	0	1	5
	MIRAGE 2D	LOW(S)	1	1	0	0	0	1
	MIRAGE 2D	MEDIUM	4	1	0	0	1	2
OLDSMOBILE								
	CALAIS 2D	CALAIS 2D	16	0	3	3	5	11
	CALAIS 2D	SUPREME	16	1	3	2	6	12
	CUST. CRUISER SW	CUST. CRUISER SW	4	0	0	2	1	3
	FIRENZA 2D	S	1	0	0	1	0	1
	FIRENZA 4D	FIRENZA 4D	5	3	0	0	2	5
	FIRENZA SW	FIRENZA SW	2	0	0	1	1	2
OPEL/ISUZU								
	I-MARK 4D RWD	I-MARK 4D RWD	1	0	0	0	1	1
PEUGEOT								
	505 4D	505 4D	4	0	0	1	1	2
PLYMOUTH								
	COLT 2D	COLT 2D	6	2	0	2	2	6
	HORIZON 2D	TURISMO	20	4	3	2	4	13
	HORIZON 2D	TURISMO 2.2	3	0	0	1	1	2
	HORIZON 4D	HORIZON 4D	21	2	5	5	6	18
	HORIZON 4D	SE	2	0	0	0	2	2
PONTIAC								
	6000 2D	6000 2D	2	0	2	0	0	2
	6000 2D	LE	3	2	0	0	1	3
	6000 4D	6000 4D	13	1	5	2	4	12
	6000 4D	LE	21	1	5	3	8	17
	6000 4D	STE	20	2	3	4	5	14
	6000 SW	LE	1	0	0	1	0	1
	GRAND AM 2D	GRAND AM 2D	11	0	5	0	3	8
	GRAND AM 2D	LE	28	1	3	10	9	23
	J2000/2000 2D	SUNBIRD	6	0	1	1	2	4
	J2000/2000 2D	SUNBIRD LE	1	1	0	0	0	1
	J2000/2000 4D	SUNBIRD	8	1	2	1	3	7
	J2000/2000 4D	SUNBIRD LE	2	0	1	0	1	2
	PARISIENNE 4D	BROUGHAM	15	1	6	2	2	11
	PARISIENNE 4D	PARISIENNE 4D	3	0	2	0	1	3
	PARISIENNE SW	PARISIENNE SW	6	1	0	1	4	6
	T1000/1000 2D	T1000/1000 2D	1	0	1	0	0	1

Table B 10. Thefts and Recoveries of 1985 Model Year vehicles during calendar year 1985

Make	Series	Model	Number of					Total
			Thefts	Intact	In-Whole	In-Part	Unknown	
-----Number Recovered in 1985-----								
UNMARKED ANCESTORS PASSENGER CARS								
PORSCHÉ								
	944 COUPE	944 COUPE	8	2	1	2	1	6
RENAULT/EAGLE								
	181 SW	181 SW	1	0	1	0	0	1
	ALLIANCE 2D	ALLIANCE 2D	11	4	2	0	2	8
	ALLIANCE 2D	DL	1	1	0	0	0	1
	ALLIANCE 2D	L	2	1	1	0	0	2
	ALLIANCE 4D	L	7	2	2	3	0	7
	ALLIANCE CONV	ALLIANCE CONV	1	0	0	0	1	1
	ENCORE 2D	ENCORE 2D	7	1	2	1	2	6
	ENCORE 2D	LS	1	0	0	1	0	1
	ENCORE 2D	S	2	0	0	0	1	1
	ENCORE 4D	S	1	0	0	0	1	1
SUBARU								
	DL/GL SW	DL	2	0	0	0	0	0
	HATCHBACK	GL	1	0	0	0	1	1
	HATCHBACK	STD	1	0	0	0	1	1
TOYOTA								
	COROLLA TERCEL 2D	COROLLA TERCEL 2D	5	2	0	0	3	5
	COROLLA TERCEL 2D	DELUXE	4	0	1	0	2	3
	COROLLA TERCEL 4D	DELUXE	5	1	2	1	0	4
	TERCEL SW 2WD	DELUXE	9	2	3	1	3	9
	TERCEL SW 4WD	DELUXE	2	0	0	0	1	1
	TERCEL SW 4WD	SR5	4	1	0	0	2	3
VOLKSWAGEN								
	GOLF 2D	DELUXE	1	0	0	0	1	1
	GOLF 2D	GOLF 2D	10	3	2	0	2	7
	GOLF 2D	SPORT	3	1	1	0	1	3
	GOLF 4D	GOLF 4D	4	1	0	0	1	2
	JETTA 2D	JETTA 2D	7	2	1	1	1	5
	JETTA SEDAN	GL	2	0	1	1	0	2
	JETTA SEDAN	GLI	3	0	1	1	1	3
	JETTA SEDAN	JETTA SEDAN	10	3	1	0	3	7
	QUANTUM 4D	GL	3	1	0	0	0	1
	QUANTUM 4D	QUANTUM 4D	2	0	0	0	0	0
	QUANTUM SW	DELUXE	2	0	0	1	1	2
	QUANTUM SW	GL	4	0	1	0	0	1
VOLVO								
	240 4D	DL/GL	2	0	1	0	0	1
	240 SW	DL/GL	1	0	0	1	0	1
	760/740 4D	740 GLE	4	1	0	1	1	3
	760/740 4D	760 GLE	3	1	0	0	1	2
	760/740 4D	GRAND LUXE EXEC(GLE)	10	2	0	1	2	5
		Subtotal:	835	237	318	179	546	1280

Table B 10. Thefts and Recoveries of 1985 Model Year vehicles during calendar year 1985

Make	Series	Model	Number of				Condition	
			Thefts	Intact	In-Whole	In-Part	Unknown	Total
-----Number Recovered in 1985-----								
MARKED ANCESTORS								
PASSENGER CARS								

AUDI	4000 QUATTRO 4D 4WD	S	3	0	1	0	1	2
BMW	318 I 2D	318 I 2D	9	0	0	0	6	6
	318 I 4D	318 I 4D	2	1	0	0	0	1
	325/325 E/325 ES 2D	325/325 E/325 ES 2D	9	1	0	1	3	5
	528 E 4D	528 E 4D	6	1	0	1	2	4
	535 I/535 IS 4D	535 I/535 IS 4D	3	1	0	0	0	1
BUICK	ELECTRA 2D FWD	ELECTRA 2D FWD	2	0	0	0	2	2
	ELECTRA 4D FWD	PARK AVE.	30	5	5	5	7	22
	ELECTRA 4D FWD	T TYPE	5	1	0	0	2	3
	LESABRE 2D	CUSTOM	5	0	0	0	4	4
	LESABRE 2D	LIMITED	24	1	3	6	11	21
	LESABRE 4D	CUSTOM	16	3	4	2	3	12
	LESABRE 4D	LIMITED	46	2	9	9	12	32
	+REGAL 2D RWD	LIMITED	94	3	18	13	33	67
	+REGAL 2D RWD	REGAL 2D RWD	89	1	16	17	34	68
	+REGAL 2D RWD	T TYPE	9	0	2	4	2	8
	RIVIERA 2D	RIVIERA 2D	102	3	10	18	39	70
CADILLAC	DEVILLE 2D FWD	DEVILLE 2D FWD	38	6	8	4	9	27
	DEVILLE 4D FWD	DEVILLE 4D FWD	62	10	12	6	17	45
	ELDORADO 2D	ELDORADO 2D	146	14	25	15	49	103
	SEVILLE 4D	SEVILLE 4D	50	5	8	6	12	31
CAPRI/MERKUR	XR4TI 2D	XR4TI 2D	1	0	0	0	0	0
CHEVROLET	CAMARO	BERLINETTA	4	0	0	0	3	3
	CAMARO	Z28	402	26	62	61	140	289
	NOVA 4D	NOVA 4D	1	0	0	0	0	0
CHRYSLER	LASER 2D	LASER 2D	18	1	5	0	7	13
	LASER 2D	XE	9	1	4	2	0	7
	LEBARON 2D	LEBARON 2D	6	0	0	2	1	3
	LEBARON 2D CONV	LEBARON 2D CONV	3	1	0	0	0	1
	LEBARON 4D	LEBARON 4D	12	1	2	1	5	9
	LEBARON GTS 4D	LEBARON GTS 4D	15	2	2	4	4	12
	LEBARON SW	TOWN & COUNTRY	1	0	0	1	0	1
	NEW YORKER 4D RWD	17TH AVE. EDITION	30	2	4	7	7	20
DODGE	600 2D	600 2D	3	0	1	1	1	3
	600 2D CONV.	600 2D CONV.	5	1	1	0	2	4
	600 4D	600 4D	8	2	1	3	1	7
	ARIES 2D	ARIES 2D	6	3	0	0	1	4
	ARIES 4D	ARIES 4D	12	3	2	0	4	9
	ARIES 4D	SPECIAL EDITION	3	0	0	0	2	2
	ARIES SW	CUSTOM	1	0	1	0	0	1
	DAYTONA 2D	DAYTONA 2D	11	0	3	1	2	6

Table B 10. Thefts and Recoveries of 1985 Model Year vehicles during calendar year 1985

Make	Series	Model	Number of				Condition		Total
			Thefts	Intact	In-Whole	In-Part	Unknown		
-----Number Recovered in 1985-----									
MARKED ANCESTORS									
PASSENGER CARS									
DODGE									
	DAYTONA 2D	TURBO	10	0	3	1	4	8	
	DIPLOMAT 4D	SE	7	0	2	1	3	6	
	LANCER 4D	ES	4	0	1	0	0	1	
	LANCER 4D	LANCER 4D	9	2	1	0	2	5	
FORD									
	MUSTANG	GL	8	2	0	0	1	3	
	MUSTANG	L	6	0	0	0	3	3	
	MUSTANG	LX	45	4	7	3	15	29	
	MUSTANG	MUSTANG	39	4	5	3	7	19	
	MUSTANG CONV	GLX	2	0	0	1	0	1	
	MUSTANG CONV	LX	3	0	0	0	1	1	
	THUNDERBIRD 2D	THUNDERBIRD 2D	36	4	7	0	12	23	
JAGUAR									
	XJ-S 2D	XJ-S 2D	1	0	0	0	1	1	
	XJ6	VDP	2	0	1	0	1	2	
	XJ6	XJ6	9	2	2	1	2	7	
LINCOLN									
	CONTINENTAL 4D	CONTINENTAL 4D	5	1	2	0	0	3	
	LINCOLN CONT. 4D	TOWN CAR	28	3	1	1	9	14	
	MARK VI 2D	MARK VI 2D	8	1	1	0	1	3	
	MARK VII 2D	MARK VII 2D	2	0	0	0	1	1	
MAZDA									
	626 SEDAN	626 SEDAN	54	11	11	7	15	44	
	+626/MX-6 2D	626/MX-6 2D	27	8	3	1	4	16	
	+GLC 2D	FWD	9	2	3	0	4	9	
	+GLC SEDAN	FWD	26	11	6	0	8	25	
MERCEDES BENZ									
	190 E 4D	2.3L	11	2	2	1	5	10	
	300 CD 2D	300 CD 2D	1	0	0	0	0	0	
	300 D 4D	300 D 4D	8	1	2	0	1	4	
	300 SD 4D	300 SD 4D	4	0	1	0	1	2	
	300 TD SW	300 TD SW	1	0	0	1	0	1	
	380 SE 4D	380 SE 4D	8	0	0	0	1	1	
	+380 SL CONV	ROADSTER	9	2	0	4	0	6	
	+500 SEL 4D	500 SEL 4D	10	0	0	1	4	5	
MERCURY									
	+CAPRI	CAPRI	13	4	3	1	2	10	
	COUGAR 2D	COUGAR 2D	52	11	9	2	15	37	
MITSUBISHI									
	CORDIA 2D	HIGH/PREM(L/LS)	2	0	1	0	1	2	
	TREDIA 4D	HIGH/PREM(L/LS)	12	0	2	1	4	7	
OLDSMOBILE									
	98 2D FWD	REGENCY BROUGHAM	6	0	3	0	3	6	
	98 2D RWD	REGENCY	1	0	0	0	1	1	
	98 4D FWD	REGENCY	16	2	4	1	2	9	
	98 4D FWD	REGENCY BROUGHAM	35	5	3	6	11	25	
	98 4D RWD	REGENCY BROUGHAM	1	0	0	0	1	1	
	+CIERA 2D	CIERA BROUGHAM	6	2	0	1	2	5	
	+CIERA 2D	CIERA LS	4	1	0	0	1	2	

Table B 10. Thefts and Recoveries of 1985 Model Year vehicles during calendar year 1985

Make	Series	Model	Number				Condition	
			Thefts	Intact	In-Whole	In-Part	Unknown	Total
-----Number Recovered in 1985-----								
MARKED ANCESTORS								
PASSENGER CARS								
OLDSMOBILE								
	+CIERA 4D	CIERA BROUGHAM	38	3	14	5	9	31
	+CIERA 4D	CIERA LS	1	0	0	0	1	1
	+CIERA 4D	LS	29	5	3	7	11	26
	+CUTLASS 2D	CUTLASS SUPREME	120	8	31	10	40	89
	+CUTLASS 2D	SALON	18	0	2	4	9	15
	+CUTLASS 2D	SUPREME BROUGHAM	99	4	14	10	34	62
	+CUTLASS 4D	CUTLASS SUPREME	16	4	1	1	7	13
	+CUTLASS 4D	SUPREME BROUGHAM	19	2	3	3	5	13
	+CUTLASS SW	CRUISER	5	0	2	0	2	4
	DELTA-88 2D	ROYALE	8	0	0	0	1	1
	DELTA-88 2D	ROYALE BROUGHAM	23	4	1	0	11	16
	DELTA-88 4D	LS	15	1	5	1	6	13
	DELTA-88 4D	ROYALE	32	0	6	1	10	17
	DELTA-88 4D	ROYALE BROUGHAM	26	3	5	6	10	24
	TORONADO	BROUGHAM	33	3	9	2	13	27
PLYMOUTH								
	CARAVELLE 4D	CARAVELLE 4D	10	2	2	0	1	5
	GRAN FURY 4D	SALON	6	1	0	0	1	2
	RELIANT 2D	RELIANT 2D	6	3	0	1	2	6
	RELIANT 4D	RELIANT 4D	13	4	2	0	5	11
	RELIANT 4D	SPECIAL EDITION	7	1	3	0	3	7
	RELIANT SW	CUSTOM	3	0	0	0	1	1
	RELIANT SW	SPECIAL EDITION	5	1	2	0	1	4
PONTIAC								
	BONNEVILLE 4D	BONNEVILLE 4D	12	1	1	1	6	9
	BONNEVILLE 4D	BROUGHAM	13	2	3	5	2	12
	BONNEVILLE 4D	LE	5	0	1	1	1	3
	FIERO 2D	FIERO 2D	1	0	0	1	0	1
	FIERO 2D	GT	27	0	4	6	10	20
	FIERO 2D	SE	30	1	5	4	12	22
	FIERO 2D	SPORT	29	3	4	5	10	22
	FIREBIRD	FIREBIRD	69	9	13	9	23	54
	FIREBIRD	SE	6	1	2	1	0	4
	FIREBIRD	TRANS/AM	177	10	34	34	47	125
	+GRAND PRIX	BROUGHAM	15	0	3	2	4	9
	+GRAND PRIX	GRAND PRIX	56	9	8	9	19	45
	+GRAND PRIX	LE	40	1	10	6	12	29
PORSCHÉ								
	911 COUPE	911 COUPE	1	0	0	0	0	0
	911 TARGA/CABRIOLET	911 TARGA/CABRIOLET	6	1	1	2	0	4
SAAB								
	900 2D	S	2	0	0	1	1	2
	900 2D	TURBO	3	0	1	0	2	3
	900 3D	TURBO	1	0	1	0	0	1
	900 4D	900 4D	1	0	1	0	0	1
	900 4D	S	2	0	1	1	0	2
	900 4D	TURBO	1	0	1	0	0	1
	SAAB 900 2D	SAAB 900 2D	2	0	1	0	0	1
	SAAB 900 4D	S	2	0	1	1	0	2

Table B 10. Thefts and Recoveries of 1985 Model Year vehicles during calendar year 1985

Make	Series	Model	Number of				Condition		Total
			Thefts	Intact	In-Whole	In-Part	Unknown		
-----Number Recovered in 1985-----									
MARKED ANCESTORS									
PASSENGER CARS									
SAAB									
	SAAB 900 4D	TURBO	1	0	0	0	1	1	
SUBARU									
	HARDTOP/XT 2D	GL	3	0	0	0	1	1	
	HARDTOP/XT 2D	GL-10 TURBO	3	0	0	0	2	2	
TOYOTA									
	CAMRY 4D	DELUXE	49	13	14	1	15	43	
	CAMRY 4D	LE (LUX. EDN)	51	16	9	3	16	44	
	CELICA	GT	40	9	10	9	8	36	
	CELICA	GT-S	64	13	12	17	11	53	
	CELICA	ST	6	2	0	1	2	5	
	COROLLA 2D	DELUXE SPORT	2	2	0	0	0	2	
	COROLLA 2D	GT-S	32	11	1	1	12	25	
	COROLLA 2D	SR5 SPORT	20	3	10	1	6	20	
	COROLLA SEDAN	DELUXE	42	12	7	0	17	36	
	COROLLA SEDAN	LE	5	1	1	0	3	5	
	COROLLA SEDAN	LE (LUX. EDN)	11	4	1	3	3	11	
	MR2	MR2	25	3	6	4	8	21	
VOLKSWAGEN									
	+CABRIOLET CONV.	CABRIOLET CONV.	3	1	1	0	0	2	
	+RABBIT 2D	L	2	0	0	0	0	0	
	+RABBIT CONV.	RABBIT CONV.	4	1	0	2	1	4	
	SCIROCCO	SCIROCCO	8	2	1	1	3	7	
		Subtotal:	3248	366	569	411	1018	2364	
ANTI-THEFT EXEMPT									
ANCESTORS									
PASSENGER CARS									

AUDI									
	5000 4D	S	24	2	3	1	7	13	
BMW									
	*735 I 4D	735 I 4D	3	0	1	0	1	2	
CHEVROLET									
	*CORVETTE	CORVETTE	96	8	14	9	19	50	
CHRY/PLYM/MITS									
	CONQUEST 2D	CONQUEST 2D	2	1	0	0	0	1	
DATSUN/NISSAN									
	*240/260/280/300	300 ZX	52	6	9	0	14	29	
	*240/260/280/300 2+2	300 ZX	11	0	0	2	5	7	
	*810/MAXIMA SEDAN	810/MAXIMA SEDAN	25	7	5	1	7	20	
	*810/MAXIMA WAGON	810/MAXIMA WAGON	2	1	0	0	0	1	
MAZDA									
	RX-7 COUPE	RX-7 COUPE	186	25	32	40	40	137	
MITSUBISHI									
	GALANT 4D	HIGH/PREM(L/LS)	3	2	1	0	0	3	
	STARION 2D	HIGH/PREM(L/LS)	8	5	1	2	0	8	

Table B 10. Thefts and Recoveries of 1985 Model Year vehicles during calendar year 1985

Make	Series	Model	Number					Condition	
			Thefts	Intact	In-Whole	In-Part	Unknown	Total	
-----Number Recovered in 1985-----									
ANTI-THEFT EXEMPT									
ANCESTORS									
PASSENGER CARS									
OPEL/ISUZU									
	IMPULSE 2D	IMPULSE 2D	4	0	1	1	2	4	
TOYOTA									
	*CELICA SUPRA	CELICA SUPRA	61	4	17	10	10	41	
	*CRESSIDA 4D	LE (LUX. EDN)	35	10	6	2	3	21	
	*CRESSIDA SW	LE (LUX. EDN)	2	1	0	0	0	1	
		Subtotal:	514	72	90	68	108	338	
		Passenger Total:	5597	675	977	658	1672	3982	
MPVS									

AMC/EAGLE									
	EAGLE SW	EAGLE SW	1	0	0	0	0	0	
CHEVROLET TRUCK									
	10 PICKUP 1/2T	10 PICKUP 1/2T	377	3	13	28	55	99	
	10 PICKUP 1/2T 4X4	4WD	92	1	2	6	5	14	
	20 PICKUP 3/4T	20 PICKUP 3/4T	40	3	1	1	4	9	
	20 PICKUP 3/4T 4X4	4WD	20	1	1	2	3	7	
	30 CHASSIS CAB 1T	30 CHASSIS CAB 1T	4	0	0	0	1	1	
	30 CREW C P/U 1T	BONUS CREW CAB	9	1	0	0	2	3	
	30 CREW C P/U 1T 4X4	BONUS/CREW CAB 4WD	1	0	0	0	0	0	
	30 PICKUP 1T	30 PICKUP 1T	6	0	0	0	1	1	
	30 PICKUP 1T 4X4	4WD	1	0	0	0	0	0	
	ASTRO CARGO VAN	TRUCK	8	1	4	0	0	5	
	ASTRO VAN	MPV	7	1	1	0	2	4	
	BLAZER 1/2T 4X4	4WD	65	1	3	3	8	15	
	CHEVYVAN 1/2T	CHEVYVAN 1/2T	3	0	2	1	0	3	
	CHEVYVAN 1T	CHEVYVAN 1T	5	0	0	1	3	4	
	CHEVYVAN 3/4T	CHEVYVAN 3/4T	27	1	3	0	11	15	
	CHEVYVAN 3/4T	INCOMPLETE	29	3	5	6	3	17	
	EL CAMINO	EL CAMINO	14	0	3	3	2	8	
	S10 BLAZER	S10 BLAZER	22	1	4	0	7	12	
	S10 PICKUP	S10 PICKUP	39	3	3	2	12	20	
	SPORTVAN 3/4T	SPORTVAN 3/4T	2	0	0	0	0	0	
	SUBURBAN 1/2T	SUBURBAN 1/2T	71	4	1	17	22	44	
	SUBURBAN 1/2T 4X4	4WD	7	0	0	0	2	2	
	SUBURBAN 3/4T	SUBURBAN 3/4T	4	0	1	0	1	2	
	SUBURBAN 3/4T 4X4	4WD	2	0	0	0	1	1	
	T10 BLAZER 4X4	4WD	77	8	9	12	15	44	
	T10 PICKUP 4X4	4WD	8	1	0	0	2	3	
DATSUN/NISSAN									
	KING CAB P/U 4X2	KING CAB P/U 4X2	28	4	3	2	4	13	
	KING CAB P/U 4X4	KING CAB P/U 4X4	16	0	1	3	6	10	
	PICKUP LONG 4X2	PICKUP LONG 4X2	8	2	3	0	2	7	
	PICKUP LONG 4X4	PICKUP LONG 4X4	4	0	1	2	0	3	
	PICKUP SHORT 4X2	PICKUP SHORT 4X2	54	11	8	15	10	44	

Table B 10. Thefts and Recoveries of 1985 Model Year vehicles during calendar year 1985

Make	Series	Model	-----Number Recovered in 1985-----					Total
			Number of Thefts	Intact	In-Whole	In-Part	Condition Unknown	
MPVS								
DATSUN/NISSAN								
	PICKUP SHORT 4X4	PICKUP SHORT 4X4	12	3	1	0	3	7
DODGE TRUCK								
	AD150 UTILITY	SPORT	2	0	0	0	0	0
	AW150 UTILITY	SPORT	9	0	2	0	1	3
	B150 VAN MPV	WAGON	1	0	1	0	0	1
	B150 VAN TRK/INC	TRUCK	5	1	1	0	1	3
	B250 VAN MPV	WAGON	1	0	0	0	1	1
	B250 VAN TRK/INC	INCOMPLETE	10	0	0	1	2	3
	B250 VAN TRK/INC	TRUCK	10	2	2	1	1	6
	B350 VAN TRK/INC	TRUCK	3	1	1	0	0	2
	CARAVAN WAGON	CARAVAN WAGON	2	0	0	0	1	1
	CARAVAN WAGON	LE	11	1	1	2	5	9
	CARAVAN WAGON	SE	2	1	0	0	0	1
	D100/D150 PICKUP	CONVENTIONAL CAB	26	2	2	1	7	12
	MINI RAM VAN	MINI RAM VAN	2	0	0	0	0	0
	RAM50/D50 P/U SH 4X2	RAM50/D50 P/U SH 4X2	9	2	0	2	0	4
	RAM50/D50 P/U SH 4X2	ROYAL	3	0	2	1	0	3
	W100/W150 PICKUP	CONVENTIONAL CAB	9	0	0	0	2	2
	W250 PICKUP	CONVENTIONAL CAB	1	0	0	0	0	0
	W350 PICKUP	CONVENTIONAL CAB	1	0	0	0	0	0
FORD TRUCK								
	BRONCO	4WD	27	1	6	0	2	9
	BRONCO II 4X4	BRONCO II 4X4	23	1	1	1	4	7
	E150 ECONO CARGO VA	SUPER CARGO VAN	1	1	0	0	0	1
	E150 ECONO CARGO VAN	CARGO VAN	47	2	6	3	11	22
	E150 ECONO CARGO VAN	SUPER CARGO VAN	2	0	1	0	0	1
	E150 ECONO CLUB WGN	CLUB WAGON	2	0	0	0	1	1
	E250 ECONO CARGO VAN	CARGO VAN	1	0	0	0	1	1
	E250 ECONO CLUB WGN	CLUB WAGON	1	0	0	0	1	1
	F150 PICKUP 4X2	F150 PICKUP 4X2	84	2	4	3	8	17
	F150 PICKUP 4X4	4WD	38	1	3	0	6	10
	F150 SUPER P/U 4X2	SUPER PICKUP 4X2	20	1	1	2	4	8
	F250 PICKUP 4X2	F250 PICKUP 4X2	23	0	2	1	2	5
	F250 PICKUP 4X4	4WD	27	2	5	1	4	12
	F250 SUPER P/U 4X2	SUPER PICKUP 4X2	10	0	0	0	3	3
	F250 SUPER P/U 4X4	SUPER PICKUP 4X4	5	0	1	1	0	2
	F350 CHASSIS C 4X2	F350 CHASSIS C 4X2	3	1	0	1	1	3
	F350 CREW C P/U 4X2	CREW CAB	2	0	0	0	0	0
	RANGER PICKUP 4X2	RANGER PICKUP 4X2	33	5	3	0	12	20
	RANGER PICKUP 4X4	4WD	9	0	1	0	5	6
GMC TRUCK								
	1500 PICKUP 1/2T	1500 PICKUP 1/2T	104	1	3	8	17	29
	1500 PICKUP 1/2T 4X4	4WD	21	0	0	1	2	3
	2500 PICKUP 3/4T	2500 PICKUP 3/4T	12	2	0	0	1	3
	2500 PICKUP 3/4T 4X4	4WD	6	0	1	0	1	2
	3500 CREW C P/U 1T	CREW/BONUS CAB	1	0	0	0	0	0
	3500 PICKUP 1T	3500 PICKUP 1T	2	0	0	0	0	0
	CABALLERO	CABALLERO	2	0	0	0	2	2
	JIMMY 1/2T 4X4	4WD	7	0	1	0	0	1
	RALLY WAGON 3/4T	RALLY WAGON 3/4T	1	0	0	0	0	0

Table B 10. Thefts and Recoveries of 1985 Model Year vehicles during calendar year 1985

Make	Series	Model	Number of				Condition	
			Thefts	Intact	In-Whole	In-Part	Unknown	Total
-----Number Recovered in 1985-----								
MPVS								
GMC TRUCK								
	S15 JIMMY	S15 JIMMY	5	1	0	1	2	4
	S15 PICKUP	S15 PICKUP	8	1	0	0	2	3
	SAFARI CARGO VAN	TRUCK	1	0	1	0	0	1
	SUBURBAN 1/2T	SUBURBAN 1/2T	13	0	0	3	5	8
	T15 JIMMY 4X4	4WD	11	0	4	1	1	6
	VANDURA 3/4T	INCOMPLETE	6	0	1	2	1	4
	VANDURA 3/4T	VANDURA 3/4T	11	1	5	0	1	7
JEEP								
	CHEROKEE 4X2	CHEROKEE 4X2	3	0	1	0	0	1
	CHEROKEE 4X4	CHEROKEE 4X4	32	1	2	3	5	11
	CHEROKEE 4x4	CHEROKEE 4x4	4	0	2	0	2	4
	CJ-7 ROADSTER	CJ-7 ROADSTER	56	4	7	4	12	27
	WAGONEER	WAGONEER	10	0	2	0	1	3
	WAGONEER/G.	WAGONEER GRAND WAGONEER	1	0	0	0	0	0
	WAGONEER/G.	WAGONEER WAGONEER/G. WAGONEER	3	0	0	1	0	1
MINISUBISHI								
	MONTERO 4X4	SPORT	1	0	0	0	0	0
	PICKUP STD 4X2	LOW(S)	6	1	1	0	2	4
OPEL/ISUZU								
	P/U LN 1/2T 4X2	P/U LN 1/2T 4X2	2	1	1	0	0	2
	P/U SH 1/2T 4X2	P/U SH 1/2T 4X2	4	1	1	0	2	4
	P/U SH 1/2T 4X4	P/U SH 1/2T 4X4	1	0	0	0	0	0
PLYMOUTH								
	COLT VISTA SW	COLT VISTA SW	2	0	0	0	1	1
PLYMOUTH TRUCK								
	VOYAGER WAGON	LE	9	1	1	0	6	8
	VOYAGER WAGON	SE	5	0	1	0	0	1
SUBARU								
	BRAT 4X4	GL	1	0	0	0	1	1
	DL/GL 4D SEDAN	GL	4	1	2	0	1	4
	DL/GL 4D SEDAN	GL-10	1	1	0	0	0	1
	DL/GL SW	GL-10	2	0	0	1	1	2
	DL/GL SW 4WD	GL	4	2	0	0	1	3
	GL 4D 4WD	GL TURBO	4	1	1	0	0	2
TOYOTA								
	4RUNNER PICKUP	4RUNNER PICKUP	20	6	1	2	2	11
	4RUNNER WAGON	SR5	16	2	1	1	4	8
	CARGO VAN 4X2	CARGO VAN 4X2	9	2	3	0	2	7
	P/U SH 1/2T 4X4	SR5 SPORT	19	4	3	1	2	10
	P/U X CAB 1/2T 4X4	DELUXE	16	3	3	4	1	11
	P/U X CAB 1/2T 4X4	SR5 SPORT	28	7	4	4	2	17
	P/U XTRA CAB 1/2T	DELUXE	25	7	5	3	4	19
	P/U XTRA CAB 1/2T	SR5	1	1	0	0	0	1
	P/U XTRA CAB 1/2T	SR5 SPORT	17	7	1	5	2	15
	PICKUP LN 1/2T 4X4	DELUXE	21	3	2	3	4	12
	PICKUP LN 1/2T 4X4	SR5 SPORT	14	3	3	1	1	8
	PICKUP LONG 1/2T	DELUXE	10	4	3	1	1	9
	PICKUP LONG 1/2T	PICKUP LONG 1/2T	13	1	4	2	2	9
	PICKUP LONG 3/4T	PICKUP LONG 3/4T	9	1	1	4	1	7
	PICKUP SH 1/2T 4X4	PICKUP SH 1/2T 4X4	29	4	6	4	2	16

Table B 10. Thefts and Recoveries of 1985 Model Year vehicles during calendar year 1985

Make	Series	Model	Number of					Total
			Thefts	Intact	In-Whole	In-Part	Unknown	
-----Number Recovered in 1985-----								
MPVS								
TOYOTA								
	PICKUP SHORT 1/2T	PICKUP SHORT 1/2T	32	9	5	4	5	23
	PICKUP SHORT 1/2T	SR5 SPORT	4	2	0	1	0	3
	VAN 4X2	DELUXE	5	0	2	1	1	4
	VAN 4X2	LE (LUX. EDN)	19	2	1	0	5	8
VOLKSWAGEN								
	VANAGON	BUS	1	0	0	0	0	0
		Subtotal:	2202	168	205	191	384	948
MOTORCYCLES								
HARLEY-DAVIDSON								
	FX	FXWG-80	3	0	1	0	2	3
	MOTORCYCLE	MOTORCYCLE	2	0	1	0	1	2
	XL	XLH	1	0	0	0	1	1
HONDA								
	MOTORCYCLE	MOTORCYCLE	41	7	13	2	19	41
KAWASAKI								
	MOTORCYCLE	MOTORCYCLE	16	7	4	2	3	16
SUZUKI								
	MOTORCYCLE	MOTORCYCLE	12	5	2	0	5	12
YAMAHA								
	MOTORCYCLE	MOTORCYCLE	13	6	2	1	3	12
		Subtotal:	88	25	23	5	34	87
		Totals:	8078	879	1247	862	2142	5130

+ Series subject to the Theft Prevention Standard in 1988 only.

* Series also had passive anti-theft device in 1985-1986.

Table B 11. Thefts and Recoveries of 1984 Model Year vehicles during calendar year 1985

Make	Series	Model	Number Recovered in 1985					Total
			Thefts	Intact	In-Whole	In-Part	Unknown	
UNMARKED ANCESTORS PASSENGER CARS								
UNMARKED ANCESTORS PASSENGER CARS								
ALFA ROMEO								
	GTV6 2D	GTV6 2D	3	0	0	0	3	3
	SPIDER CONV	ROADSTER	6	0	1	1	2	4
AUDI								
	4000 2D	4000 2D	2	2	0	0	0	2
	4000 4D	4000 4D	15	1	5	1	2	9
	GT COUPE 2D	GT COUPE 2D	5	0	0	1	1	2
BUICK								
	CENTURY 2D	CUSTOM	4	0	2	1	1	4
	CENTURY 2D	LIMITED	6	0	0	0	3	3
	CENTURY 4D	CUSTOM	20	3	3	4	6	16
	CENTURY 4D	LIMITED	34	1	7	13	8	29
	CENTURY 4D	T TYPE	1	0	0	0	1	1
	SKYHAWK 2D	CUSTOM	32	3	8	1	12	24
	SKYHAWK 2D	LIMITED	4	1	1	0	2	4
	SKYHAWK 2D	T TYPE	6	0	2	0	2	4
	SKYHAWK 4D	CUSTOM	13	2	3	0	3	8
	SKYHAWK 4D	LIMITED	1	0	0	0	0	0
	SKYHAWK SW	CUSTOM	4	2	0	0	1	3
	SKYLARK 2D	SKYLARK 2D	3	0	1	0	1	2
	SKYLARK 4D	LIMITED	7	1	4	0	2	7
	SKYLARK 4D	SKYLARK 4D	7	1	1	0	3	5
CADILLAC								
	BROUGHAM 2D	BROUGHAM 2D	11	1	4	1	3	9
	BROUGHAM 4D	BROUGHAM 4D	58	4	7	6	27	44
	CIMARRON 4D	CIMARRON 4D	22	1	4	0	7	12
	FLEETWOOD 4D	FORMAL LIMOUSINE	1	0	0	1	0	1
CHEVROLET								
	CAPRICE 2D	CLASSIC	16	1	1	4	8	14
	CAPRICE 4D	CLASSIC	93	7	11	16	35	69
	CAPRICE SW	CLASSIC	38	1	4	5	16	26
	CAVALIER 2D	TYPE 10	48	7	6	2	22	37
	CAVALIER 4D	CAVALIER 4D	22	4	1	0	9	14
	CAVALIER 4D	CS	35	3	7	3	14	27
	CAVALIER SW	CAVALIER SW	12	1	1	0	7	9
	CAVALIER SW	CS	10	2	0	0	2	4
	CELEBRITY 2D	CELEBRITY 2D	7	3	1	0	2	6
	CELEBRITY 4D	CELEBRITY 4D	54	9	11	9	16	45
	CELEBRITY SW	CELEBRITY SW	17	2	1	1	6	10
	CHEVETTE 2D	CHEVETTE 2D	22	2	4	0	9	15
	CHEVETTE 2D	SCOOTER	33	3	7	0	13	23
	CHEVETTE 4D	CHEVETTE 4D	31	3	7	0	14	24
	CHEVETTE 4D	SCOOTER	8	1	1	1	3	6
	CITATION 2D	CITATION 2D	2	0	0	0	1	1
	CITATION 4D	CITATION 4D	13	2	1	0	5	8
	IMPALA 4D	IMPALA 4D	22	1	5	5	5	16

Table B 11. Thefts and Recoveries of 1984 Model Year vehicles during calendar year 1985

Make	Series	Model	-----Number Recovered in 1985-----					Total
			Number of Thefts	Intact	In-Whole	In-Part	Condition Unknown	
UNMARKED ANCESTORS PASSENGER CARS								
CHEVROLET								
	MONTE CARLO 2D	MONTE CARLO 2D	332	16	51	36	124	227
CHRY/PLYM/MITS								
	COLT 2D	DL	6	2	1	0	0	3
	COLT, 2D	E	5	1	0	0	1	2
CHRYSLER								
	E CLASS 4D	E CLASS 4D	6	2	1	1	1	5
	NEW YORKER 4D (E BOD	NEW YORKER 4D (E BOD)	51	7	10	5	16	38
DATSUN/NISSAN								
	200SX	200SX	59	11	8	3	20	42
	PULSAR 2D	DX	15	3	1	0	5	9
	PULSAR 2D	GX	20	4	6	0	4	14
	SENTRA 2D	SENTRA 2D	64	11	16	3	20	50
	SENTRA 4D	SENTRA 4D	45	10	6	1	16	33
	SENTRA SW	SENTRA SW	17	4	1	1	5	11
	STANZA 2D	STANZA 2D	1	0	0	0	1	1
	STANZA 4D	STANZA 4D	18	6	1	2	7	16
DODGE								
	OMNI 4D	OMNI 4D	24	3	4	0	7	14
	OMNI 4D	SE	2	0	0	0	1	1
	OMNI/CHARGER 2D	2.2000000000	9	0	3	2	2	7
	OMNI/CHARGER 2D	OMNI/CHARGER 2D	17	1	3	2	5	11
	SHELBY CHARGER 2D	SHELBY CHARGER 2D	3	0	1	0	1	2
DODGE/MITSUBISHI								
	COLT 2D	DL	2	1	0	0	1	2
	COLT 2D	E	5	2	0	1	0	3
	COLT 4D	COLT 4D	4	2	0	0	2	4
FIAT/BERTONE								
	X 1/9	X 1/9	1	0	0	0	0	0
FORD								
	ESCORT 2D	GL	8	0	1	1	3	5
	ESCORT 2D	GT	9	1	1	3	3	8
	ESCORT 2D	L	68	11	18	5	22	56
	ESCORT 4D	GL	11	1	2	1	4	8
	ESCORT 4D	L	21	2	6	0	8	16
	ESCORT 4D	LX	6	2	0	1	0	3
	ESCORT SW	GL	3	0	1	1	0	2
	ESCORT SW	L	14	1	2	1	5	9
	EXP 2D	EXP 2D	18	3	5	1	6	15
	FORD LTD 2D	CROWN VICTORIA	9	3	0	0	1	4
	FORD LTD 4D	CROWN VICTORIA	27	1	5	0	9	15
	FORD LTD SW	COUNTRY SQUIRE	2	0	0	0	1	1
	LTD 4D	LTD 4D	15	1	5	0	5	11
	LTD SW	LTD SW	6	0	0	0	5	5
	TEMPO 2D	GL	40	4	7	2	13	26
	TEMPO 2D	GLX	6	0	2	1	2	5
	TEMPO 2D	L	8	1	2	1	0	4
	TEMPO 4D	GL	76	9	17	3	22	51
	TEMPO 4D	GLX	16	2	2	0	3	7

Table B 11. Thefts and Recoveries of 1984 Model Year vehicles during calendar year 1985

Make	Series	Model	Number				Condition		Total
			Thefts	Intact	In-Whole	In-Part	Unknown		
-----Number Recovered in 1985-----									
UNMARKED ANCESTORS									
PASSENGER CARS									
HONDA									
	ACCORD 2D	ACCORD 2D	18	2	3	0	6	11	
	ACCORD 4D	ACCORD 4D	30	4	3	1	13	21	
	ACCORD 4D	LX	58	9	11	8	10	38	
	ACCORD LX 2D	LX	25	4	2	3	8	17	
	CIVIC CVCC 3D	DX	8	3	0	0	1	4	
	CIVIC CVCC 3D	S	7	1	1	0	3	5	
	CIVIC CVCC 4D	CIVIC CVCC 4D	7	2	1	0	2	5	
	CIVIC CVCC/CRX 2D	CRX	8	3	0	0	4	7	
	CIVIC CVCC/CRX 2D	CRX 1.5	12	4	2	3	1	10	
	CIVIC CVCC/CRX 2D	CRX SI	15	3	2	2	4	11	
	PRELUDE	PRELUDE	41	11	7	6	7	31	
MERCURY									
	LYNX 2D	L	11	0	2	1	7	10	
	LYNX 4D	GS	1	0	1	0	0	1	
	LYNX 4D	L	2	0	0	0	1	1	
	MARQUIS 4D	MARQUIS 4D	16	5	0	2	5	12	
	MARQUIS SW	MARQUIS SW	2	0	0	0	1	1	
	MARQUIS/GRAND MARQUI	COLONY PARK	5	2	1	0	0	3	
	MARQUIS/GRAND MARQUI	GRAND MARQUIS	71	3	4	1	7	15	
	TOPAZ 2D	GS	4	0	0	0	0	0	
	TOPAZ 2D	LS	2	1	0	0	0	1	
	TOPAZ 4D	GS	11	3	0	2	2	7	
	TOPAZ 4D	LS	3	0	1	0	1	2	
OLDSMOBILE									
	CUST. CRUISER SW	CUST. CRUISER SW	25	4	5	4	9	22	
	FIRENZA 2D	S	3	0	0	0	3	3	
	FIRENZA 2D	SX	2	0	0	0	1	1	
	FIRENZA 4D	FIRENZA 4D	12	0	5	0	5	10	
	FIRENZA 4D	LX	4	0	1	0	1	2	
	OMEGA 4D	BROUGHAM	2	0	0	0	0	0	
	OMEGA 4D	OMEGA 4D	1	0	0	0	1	1	
OPEL/ISUZU									
	I-MARK 4D RWD	I-MARK 4D RWD	3	1	0	0	1	2	
PEUGEOT									
	505 4D	505 4D	3	0	2	0	0	2	
PLYMOUTH									
	HORIZON 2D	TURISMO	21	5	6	0	6	17	
	HORIZON 2D	TURISMO 2.2	11	0	3	1	2	6	
	HORIZON 4D	CUSTOM	4	1	0	0	1	2	
	HORIZON 4D	HORIZON 4D	21	2	3	0	9	14	
	HORIZON 4D	SE	3	0	0	1	2	3	
PONTIAC									
	2000 2D CONV	SUNBIRD LE	2	0	0	0	1	1	
	6000 2D	6000 2D	3	0	2	0	1	3	
	6000 2D	LE	1	0	1	0	0	1	
	6000 4D	6000 4D	13	1	1	1	7	10	
	6000 4D	LE	23	1	4	7	9	21	
	6000 4D	STE	13	2	2	4	2	10	
	6000 SW	6000 SW	3	0	0	1	2	3	

Table B 11. Thefts and Recoveries of 1984 Model Year vehicles during calendar year 1985

Make	Series	Model	Number of					Total
			Thefts	Intact	In-Whole	In-Part	Unknown	
-----Number Recovered in 1985-----								
UNMARKED ANCESTORS								
PASSENGER CARS								
PONTIAC								
	6000 SW	LE	3	0	1	0	0	1
	J2000/2000 2D	J2000/2000 2D	16	1	4	2	4	11
	J2000/2000 2D	SUNBIRD	16	3	2	0	6	11
	J2000/2000 2D	SUNBIRD LE	1	0	0	0	0	0
	J2000/2000 2D	SUNBIRD SE	2	0	0	0	2	2
	J2000/2000 4D	J2000/2000 4D	14	1	2	1	5	9
	J2000/2000 4D	LE	3	0	2	0	1	3
	J2000/2000 4D	SUNBIRD	13	2	1	3	6	12
	J2000/2000 4D	SUNBIRD LE	1	0	0	0	0	0
	PARISIENNE 4D	BROUGHAM	14	0	2	1	7	10
	PARISIENNE 4D	PARISIENNE 4D	10	0	5	2	2	9
	PHOENIX 2D	PHOENIX 2D	1	0	0	0	0	0
	T1000/1000 2D	T1000/1000 2D	5	2	0	0	2	4
	T1000/1000 4D	T1000/1000 4D	11	0	5	0	3	8
PORSCHE								
	944 COUPE	944 COUPE	29	5	4	3	3	15
RENAULT/EAGLE								
	ALLIANCE 2D	ALLIANCE 2D	16	2	3	3	3	11
	ALLIANCE 2D	DL	1	0	1	0	0	1
	ALLIANCE 2D	L	6	0	1	0	4	5
	ALLIANCE 4D	DL	14	2	1	0	1	4
	ALLIANCE 4D	L	6	0	2	0	1	3
	ENCORE 2D	ENCORE 2D	15	1	4	2	6	13
	ENCORE 2D	LS	4	2	0	0	1	3
	ENCORE 2D	S	6	0	1	2	0	3
	ENCORE 4D	LS	5	0	1	1	1	3
	ENCORE 4D	S	2	0	0	0	0	0
	FUEGO 2D	DELUXE	1	0	0	0	1	1
	FUEGO 2D	FUEGO 2D	12	1	3	0	2	6
SUBARU								
	DL/GL SW	DL	1	1	0	0	0	1
	HATCHBACK	DL	1	0	0	0	0	0
TOYOTA								
	COROLLA TERCEL 2D	COROLLA TERCEL 2D	4	2	2	0	0	4
	COROLLA TERCEL 2D	DELUXE	14	1	4	0	3	8
	COROLLA TERCEL 2D	SR5	4	1	1	0	1	3
	COROLLA TERCEL 4D	DELUXE	18	2	2	1	6	11
	TERCEL SW 2WD	DELUXE	6	5	0	0	0	5
	TERCEL SW 4WD	DELUXE	3	0	0	0	2	2
	TERCEL SW 4WD	SR5	9	2	2	0	2	6
VOLKSWAGEN								
	JETTA 2D	JETTA 2D	8	1	1	2	0	4
	JETTA SEDAN	GL	1	0	0	0	1	1
	JETTA SEDAN	GLI	7	0	3	1	2	6
	JETTA SEDAN	JETTA SEDAN	12	0	1	0	2	3
	QUANTUM 4D	GL	2	0	0	0	0	0
	QUANTUM 4D	QUANTUM 4D	3	0	1	0	1	2
	QUANTUM SW	GL	4	0	2	0	0	2

Table B 11. Thefts and Recoveries of 1984 Model Year vehicles during calendar year 1985

Make	Series	Model	Number of					Total
			Thefts	Intact	In-Whole	In-Part	Unknown	
-----Number Recovered in 1985-----								
UNMARKED ANCESTORS								
PASSENGER CARS								
VOLVO								
	240 2D	DE LUXE (DL)	1	0	1	0	0	1
	240 4D	DL/GL	8	2	1	1	2	6
	240 SW	DL/GL	3	0	0	1	1	2
	240 SW	GRAND LUXE (GL)	1	0	0	0	0	0
	760/740 4D	760 GLE	7	2	1	0	1	4
	760/740 4D	GRAND LUXE EXEC(GLE)	3	0	0	0	2	2
		Subtotal:	2694	321	454	228	861	1864
MARKED ANCESTORS								
PASSENGER CARS								
AUDI								
	4000 QUATTRO 4D 4WD	S	3	0	1	1	1	3
BMW								
	318 I 2D	318 I 2D	75	11	9	8	16	44
	325/325 E/325 ES 2D	325/325 E/325 ES 2D	12	2	0	2	2	6
	528 E 4D	528 E 4D	14	1	3	1	5	10
	533 I 4D	533 I 4D	2	0	0	1	0	1
	633 CSI 2D	633 CSI 2D	2	0	0	0	1	1
BUICK								
	ELECTRA 2D RWD	PARK AVE.	9	0	0	0	4	4
	ELECTRA 4D RWD	LIMITED	5	0	1	1	1	3
	ELECTRA 4D RWD	PARK AVE.	38	0	9	6	16	31
	ELECTRA SW RWD	ESTATE	17	1	5	1	8	15
	LESABRE 2D	CUSTOM	6	0	0	0	3	3
	LESABRE 2D	LIMITED	31	2	7	2	14	25
	LESABRE 4D	CUSTOM	32	3	10	5	7	25
	LESABRE 4D	LIMITED	76	5	15	15	25	60
	+REGAL 2D RWD	LIMITED	191	12	30	25	65	132
	+REGAL 2D RWD	REGAL 2D RWD	169	15	37	25	52	129
	+REGAL 2D RWD	T TYPE	13	0	4	3	4	11
	+REGAL 4D	LIMITED	22	4	2	1	8	15
	+REGAL 4D	REGAL 4D	21	0	2	0	8	10
	RIVIERA 2D	RIVIERA 2D	150	11	19	29	43	102
CADILLAC								
	DEVILLE 2D RWD	DEVILLE 2D RWD	102	17	15	10	36	78
	DEVILLE 4D RWD	DEVILLE 4D RWD	77	3	17	12	23	55
	ELDORADO 2D	ELDORADO 2D	219	25	37	31	67	160
	ELDORADO CONV	ELDORADO CONV	6	1	1	0	0	2
	SEVILLE 4D	SEVILLE 4D	81	8	18	8	21	55
CHEVROLET								
	CAMARO	BERLINETTA	36	3	5	4	11	23
	CAMARO	Z28	688	46	122	95	216	479
CHRYSLER								
	LASER 2D	LASER 2D	25	1	7	0	11	19
	LASER 2D	XE	27	1	3	2	9	15
	LEBARON 2D	LEBARON 2D	11	1	2	1	5	9
	LEBARON 2D CONV	LEBARON 2D CONV	14	0	0	1	10	11

Table B 11. Thefts and Recoveries of 1984 Model Year vehicles during calendar year 1985

Make	Series	Model	Number of				Condition		Total
			Thefts	Intact	In-Whole	In-Part	Unknown		
-----Number Recovered in 1985-----									
MARKED ANCESTORS									
PASSENGER CARS									
CHRYSLER									
	LEBARON 4D	LEBARON 4D	20	3	2	0	10	15	
	LEBARON SW	TOWN & COUNTRY	2	0	1	0	1	2	
	NEW YORKER 4D RWD	5TH AVE. EDITION	63	9	14	6	16	45	
DODGE									
	600 2D	600 2D	9	0	2	0	5	7	
	600 2D CONV.	600 2D CONV.	4	1	1	0	0	2	
	600 4D	600 4D	10	1	3	1	4	9	
	600 4D	ES	1	0	0	0	1	1	
	ARIES 2D	ARIES 2D	3	0	1	0	0	1	
	ARIES 2D	SPECIAL EDITION	2	1	0	1	0	2	
	ARIES 4D	ARIES 4D	14	1	4	2	3	10	
	ARIES 4D	SPECIAL EDITION	5	1	2	0	1	4	
	ARIES SW	CUSTOM	2	0	0	0	1	1	
	DAYTONA 2D	DAYTONA 2D	19	3	4	0	5	12	
	DAYTONA 2D	TURBO	43	2	8	2	10	22	
	DIPLOMAT 4D	SE	2	0	0	0	1	1	
FORD									
	MUSTANG	GL	7	1	2	0	3	6	
	MUSTANG	L	4	1	0	0	1	2	
	MUSTANG	LX	47	7	11	0	6	24	
	MUSTANG	MUSTANG	46	1	9	4	7	21	
	MUSTANG CONV	GLX	2	0	1	0	0	1	
	MUSTANG CONV	LX	10	1	1	2	4	8	
	THUNDERBIRD 2D	THUNDERBIRD 2D	92	12	13	3	21	49	
JAGUAR									
	XJ-S 2D	XJ-S 2D	4	2	0	0	0	2	
	XJ6	XJ6	5	1	2	0	1	4	
LINCOLN									
	CONTINENTAL 4D	CONTINENTAL 4D	19	4	6	0	1	11	
	LINCOLN CONT. 4D	TOWN CAR	39	5	2	1	11	19	
	MARK VI 2D	MARK VI 2D	13	2	1	0	3	6	
	MARK VII 2D	MARK VII 2D	20	0	2	0	4	6	
MAZDA									
	626 SEDAN	626 SEDAN	42	6	8	4	17	35	
	+626/MX-6 2D	626/MX-6 2D	20	3	7	2	5	17	
	+GLC 2D	FWD	10	3	3	0	3	9	
	+GLC SEDAN	FWD	21	1	5	4	7	17	
MERCEDES BENZ									
	190 D 4D	2.2L	6	2	0	0	1	3	
	190 E 4D	2.3L	10	2	2	0	1	5	
	300 CD 2D	300 CD 2D	3	0	1	0	1	2	
	300 D 4D	300 D 4D	10	4	1	2	2	9	
	300 SD 4D	300 SD 4D	16	4	1	1	3	9	
	+380 SL CONV	ROADSTER	13	2	1	0	3	6	
	+500 SEC 2D	500 SEC 2D	1	0	0	0	1	1	
	+500 SEL 4D	500 SEL 4D	2	1	0	0	0	1	

Table B 11. Thefts and Recoveries of 1984 Model Year vehicles during calendar year 1985

Make	Series	Model	-----Number Recovered in 1985-----					Total
			Number of Thefts	Intact	In-Whole	In-Part	Condition Unknown	
MARKED ANCESTORS PASSENGER CARS								
MERCURY								
	+CAPRI	CAPRI	13	1	3	1	4	9
	COUGAR 2D	COUGAR 2D	82	10	17	1	20	48
MITSUBISHI								
	TREDIA 4D	HIGH/PREM(L/LS)	1	0	0	0	0	0
	TREDIA 4D	MEDIUM	2	0	0	0	1	1
OLDSMOBILE								
	98 2D RWD	REGENCY	13	1	0	1	7	9
	98 4D RWD	REGENCY	29	5	5	4	8	22
	98 4D RWD	REGENCY BROUGHAM	41	7	8	5	13	33
	+CIERA 2D	CIERA BROUGHAM	11	0	4	2	5	11
	+CIERA 2D	CIERA LS	4	0	1	0	1	2
	+CIERA 4D	CIERA BROUGHAM	34	1	9	3	13	26
	+CIERA 4D	LS	45	5	10	6	8	29
	+CUTLASS 2D	CALAIS	59	3	8	7	26	44
	+CUTLASS 2D	CUTLASS SUPREME	304	23	58	33	106	220
	+CUTLASS 2D	SUPREME BROUGHAM	191	14	35	21	53	123
	+CUTLASS 4D	CUTLASS SUPREME	49	6	12	3	11	32
	+CUTLASS 4D	SUPREME BROUGHAM	38	5	9	10	10	34
	+CUTLASS SW	CRUISER	10	0	1	1	5	7
	DELTA-88 2D	ROYALE	31	1	11	3	8	23
	DELTA-88 2D	ROYALE BROUGHAM	51	4	7	6	19	36
	DELTA-88 4D	ROYALE	67	9	11	5	26	51
	DELTA-88 4D	ROYALE BROUGHAM	65	4	15	10	28	57
	TORONADO	BROUGHAM	80	7	14	9	27	57
PLYMOUTH								
	GRAN FURY 4D	SALON	1	0	0	0	0	0
	RELIANT 2D	RELIANT 2D	4	2	0	0	0	2
	RELIANT 2D	SPECIAL EDITION	2	0	0	0	1	1
	RELIANT 4D	LE	1	0	0	0	1	1
	RELIANT 4D	RELIANT 4D	13	3	3	0	4	10
	RELIANT SW	CUSTOM	4	1	0	0	1	2
	RELIANT SW	SPECIAL EDITION	5	1	2	0	0	3
PONTIAC								
	BONNEVILLE 4D	BONNEVILLE 4D	17	1	3	2	4	10
	BONNEVILLE 4D	BROUGHAM	8	0	3	0	1	4
	BONNEVILLE 4D	LE	10	0	2	2	3	7
	FIERO 2D	FIERO 2D	9	0	3	1	4	8
	FIERO 2D	SE	197	16	25	35	62	138
	FIERO 2D	SPORT	142	10	22	22	58	112
	FIREBIRD	FIREBIRD	136	8	28	14	57	107
	FIREBIRD	SE	24	1	4	1	6	12
	FIREBIRD	TRANS/AM	237	16	37	38	65	156
	+GRAND PRIX	BROUGHAM	18	0	5	2	6	13
	+GRAND PRIX	GRAND PRIX	90	7	15	16	34	72
	+GRAND PRIX	LE	41	3	7	6	17	33
	+GRAND PRIX	LJ	35	3	3	5	11	22

Table B 11. Thefts and Recoveries of 1984 Model Year vehicles during calendar year 1985

Make	Series	Model	-----Number Recovered in 1985-----					Total
			Number of Thefts	Intact	In-Whole	In-Part	Condition Unknown	
MARKED ANCESTORS PASSENGER CARS								
PORSCHE								
	911 COUPE	911 COUPE	7	0	0	3	0	3
	911 TARGA/CABRIOLET	911 TARGA/CABRIOLET	8	0	2	2	0	4
	928 COUPE	928 COUPE	5	1	0	1	0	2
SAAB								
	SAAB 900 2D	SAAB 900 2D	2	0	1	0	1	2
	SAAB 900 2D	TURBO	4	2	0	0	1	3
	SAAB 900 4D	S	1	0	0	0	1	1
	SAAB 900 4D	TURBO	5	0	0	3	1	4
SUBARU								
	HARDTOP/XT 2D	DL	1	0	1	0	0	1
	HARDTOP/XT 2D	GL	19	2	6	2	4	14
TOYOTA								
	CAMRY 4D	DELUXE	25	3	6	5	8	22
	CAMRY 4D	LE (LUX. EDN)	53	5	14	4	21	44
	CELICA	GT	87	21	8	12	26	67
	CELICA	GT-S	117	8	33	31	22	94
	CELICA	ST	12	2	1	1	4	8
	COROLLA 2D	SR5 SPORT	36	7	8	4	8	27
	COROLLA SEDAN	DELUXE	63	15	15	3	19	52
	COROLLA SEDAN	LE (LUX. EDN)	40	7	7	3	17	34
VOLKSWAGEN								
	+CABRIOLET CONV.	CABRIOLET CONV.	4	1	0	0	2	3
	+RABBIT 2D	GTI	90	9	21	14	14	58
	+RABBIT 2D	L	15	2	2	0	4	8
	+RABBIT CONV.	RABBIT CONV.	13	1	2	4	2	9
	+RABBIT SEDAN	L	9	1	2	0	1	4
	+RABBIT SEDAN	LS	3	0	1	0	0	1
	SCIROCCO	SCIROCCO	19	5	5	2	2	14
		Subtotal:	5687	530	1037	694	1748	4009
ANTI-THEFT EXEMPT ANCESTORS PASSENGER CARS								

AUDI								
	5000 4D	S	35	6	3	3	12	24
BMW								
	*733 I 4D	733 I 4D	4	1	1	0	1	3
CHEVROLET								
	*CORVETTE	CORVETTE	179	9	27	17	39	92
CHRY/PLYM/MITS								
	CONQUEST 2D	CONQUEST 2D	5	1	0	0	1	2
DATSUN/NISSAN								
	*240/260/280/300	300 ZX	105	6	10	5	25	46
	*240/260/280/300 2+2	300 ZX	30	0	2	3	6	11
	*810/MAXIMA SEDAN	810/MAXIMA SEDAN	79	16	11	1	26	54
	*810/MAXIMA WAGON	810/MAXIMA WAGON	4	1	0	0	2	3

Table B 11. Thefts and Recoveries of 1984 Model Year vehicles during calendar year 1985

Make	Series	Model	Number of				Condition	
			Thefts	Intact	In-Whole	In-Part	Unknown	Total
-----Number Recovered in 1985-----								
ANTI-THEFT EXEMPT								
ANCESTORS								
PASSENGER CARS								
DODGE/MITSUBISHI								
	CONQUEST 2D	CONQUEST 2D	10	0	1	0	3	4
MAZDA								
	RX-7 COUPE	RX-7 COUPE	190	28	44	30	39	141
MITSUBISHI								
	STARION 2D	HIGH/PREM(L/LS)	8	1	0	1	3	5
OPEL/ISUZU								
	IMPULSE 2D	IMPULSE 2D	14	4	3	0	0	7
TOYOTA								
	*CELICA SUPRA	CELICA SUPRA	124	12	27	33	21	93
	*CRESSIDA 4D	LE (LUX. EDN)	61	13	12	6	18	49
	*CRESSIDA SW	LE (LUX. EDN)	1	0	0	0	0	0
		Subtotal:	849	98	141	99	196	534
		Passenger Total:	9230	949	1632	1021	2805	6407
MPVS								

AMC/EAGLE								
	EAGLE SW	EAGLE SW	6	0	2	1	1	4
	EAGLE SW	LIMITED	3	0	0	0	3	3
CHEVROLET TRUCK								
	10 PICKUP 1/2T	10 PICKUP 1/2T	412	10	27	28	64	129
	10 PICKUP 1/2T 4X4	4WD	76	1	7	2	2	12
	20 CHASSIS C 3/4T	20 CHASSIS C 3/4T	1	0	0	0	0	0
	20 PICKUP 3/4T	20 PICKUP 3/4T	42	2	1	3	2	8
	20 PICKUP 3/4T 4X4	4WD	25	0	0	1	1	2
	30 CHASSIS CAB 1T	30 CHASSIS CAB 1T	5	0	2	1	0	3
	30 CREW C P/U 1T	BONUS CREW CAB	10	1	0	0	0	1
	30 PICKUP 1T	30 PICKUP 1T	5	0	0	1	0	1
	30 PICKUP 1T 4X4	4WD	5	0	0	0	2	2
	BLAZER 1/2T 4X4	4WD	68	1	6	2	10	19
	CHEVYVAN 1/2T	CHEVYVAN 1/2T	7	1	1	1	2	5
	CHEVYVAN 1/2T	INCOMPLETE	1	0	0	0	0	0
	CHEVYVAN 1T	CHEVYVAN 1T	3	1	0	0	2	3
	CHEVYVAN 3/4T	CHEVYVAN 3/4T	40	5	6	6	11	28
	CHEVYVAN 3/4T	INCOMPLETE	81	5	9	9	17	40
	EL CAMINO	EL CAMINO	12	3	3	0	1	7
	S10 BLAZER	S10 BLAZER	25	2	1	1	9	13
	S10 PICKUP	S10 PICKUP	66	6	13	5	10	34
	SPORTVAN 3/4T	SPORTVAN 3/4T	5	0	0	1	2	3
	SUBURBAN 1/2T	SUBURBAN 1/2T	55	2	5	11	17	35
	SUBURBAN 1/2T 4X4	4WD	6	0	1	1	1	3
	SUBURBAN 3/4T	SUBURBAN 3/4T	6	1	0	2	1	4
	SUBURBAN 3/4T 4X4	4WD	3	0	0	0	1	1
	T10 BLAZER 4X4	4WD	75	7	10	10	20	47
	T10 PICKUP 4X4	4WD	12	0	3	0	0	3

Table B 11. Thefts and Recoveries of 1984 Model Year vehicles during calendar year 1985

Make	Series	Model	Number Recovered in 1985					Total
			Thefts	Intact	In-Whole	In-Part	Unknown	
MPVS								
DATSUN/NISSAN								
	CHASSIS CAB	CHASSIS CAB	2	1	0	1	0	2
	KING CAB P/U 4X2	KING CAB P/U 4X2	22	3	1	3	6	13
	KING CAB P/U 4X4	KING CAB P/U 4X4	25	4	4	2	6	16
	PICKUP LONG 4X2	PICKUP LONG 4X2	3	1	0	0	1	2
	PICKUP LONG 4X4	PICKUP LONG 4X4	3	0	0	1	1	2
	PICKUP SHORT 4X2	PICKUP SHORT 4X2	29	7	5	4	4	20
	PICKUP SHORT 4X4	PICKUP SHORT 4X4	13	2	1	0	6	9
DODGE TRUCK								
	AD150 UTILITY	SPORT	7	2	1	0	2	5
	AW150 UTILITY	SPORT	7	1	0	0	3	4
	B150 VAN MPV	WAGON	3	1	0	1	0	2
	B150 VAN TRK/INC	INCOMPLETE	6	0	2	0	3	5
	B150 VAN TRK/INC	TRUCK	15	2	4	1	5	12
	B250 VAN MPV	B250 VAN MPV	1	0	0	0	0	0
	B250 VAN MPV	WAGON	1	0	0	0	1	1
	B250 VAN TRK/INC	INCOMPLETE	36	7	5	2	2	16
	B250 VAN TRK/INC	TRUCK	14	2	4	0	2	8
	CARAVAN WAGON	CARAVAN WAGON	5	1	1	0	1	3
	CARAVAN WAGON	LE	2	1	0	0	0	1
	CARAVAN WAGON	SE	6	3	1	0	1	5
	D100/D150 PICKUP	CONVENTIONAL CAB	24	1	2	3	5	11
	D250 PICKUP	CONVENTIONAL CAB	2	0	1	0	0	1
	D350 PICKUP	CONVENTIONAL CAB	1	0	0	0	0	0
	MINI RAM VAN	MINI RAM VAN	2	0	0	0	1	1
	RAM50/D50 P/U SH 4X2	RAM50/D50 P/U SH 4X2	9	2	1	1	2	6
	RAM50/D50 P/U SH 4X2	ROYAL	1	0	0	0	0	0
	RAM50/D50 P/U SH 4X2	SPORT	1	0	0	0	1	1
	RAM50/D50 P/U SH 4X4	RAM50/D50 P/U SH 4X4	1	0	0	0	0	0
	RAM50/D50 P/U SH 4X4	SPORT	2	0	2	0	0	2
	RAMPAGE PICKUP	GT	2	0	0	0	0	0
	W100/W150 PICKUP	CONVENTIONAL CAB	1	0	0	0	1	1
	W250 PICKUP	CONVENTIONAL CAB	1	0	0	0	0	0
	W350 PICKUP	CONVENTIONAL CAB	1	0	0	0	1	1
FORD TRUCK								
	BRONCO	4WD	34	2	8	2	4	16
	BRONCO II 4X4	BRONCO II 4X4	88	5	11	4	14	34
	E150 ECONO CARGO VAN	CARGO VAN	66	2	5	4	15	26
	E150 ECONO CLUB WGN	CLUB WAGON	7	1	0	0	0	1
	E250 ECONO CARGO VAN	CARGO VAN	6	1	0	1	1	3
	F150 PICKUP 4X2	F150 PICKUP 4X2	109	2	11	4	21	38
	F150 PICKUP 4X4	4WD	32	2	3	0	6	11
	F150 SUPER P/U 4X2	SUPER PICKUP 4X2	18	2	0	1	3	6
	F250 PICKUP 4X2	F250 PICKUP 4X2	16	0	0	1	3	4
	F250 PICKUP 4X4	4WD	14	0	0	1	2	3
	F250 SUPER P/U 4X2	SUPER PICKUP 4X2	6	0	1	0	0	1
	F250 SUPER P/U 4X4	SUPER PICKUP 4X4	2	0	0	0	1	1
	F350 PICKUP 4X2	F350 PICKUP 4X2	5	0	0	1	1	2
	F350 PICKUP 4X4	4WD	1	0	0	0	0	0
	RANGER PICKUP 4X2	RANGER PICKUP 4X2	60	9	11	2	18	40
	RANGER PICKUP 4X4	4WD	26	3	2	3	3	11

Table B 11. Thefts and Recoveries of 1984 Model Year vehicles during calendar year 1985

Make	Series	Model	Number				Condition		Total
			Thefts	Intact	In-Whole	In-Part	Unknown		
-----Number Recovered in 1985-----									
MPVS									
GMC TRUCK									
	1500 PICKUP 1/2T	1500 PICKUP 1/2T	119	2	9	10	17	38	
	1500 PICKUP 1/2T 4X4	4WD	22	0	2	2	1	5	
	2500 PICKUP 3/4T	2500 PICKUP 3/4T	11	2	0	2	2	6	
	2500 PICKUP 3/4T 4X4	4WD	7	1	0	0	1	2	
	3500 CHASSIS CAB 1T	3500 CHASSIS CAB 1T	3	0	1	0	2	3	
	3500 CREW C P/U 1T	CREW/BONUS CAB	2	0	0	0	0	0	
	3500 PICKUP 1T	3500 PICKUP 1T	5	0	0	1	0	1	
	3500 PICKUP 1T 4X4	4WD	1	0	0	0	0	0	
	CABALLERO	CABALLERO	1	0	0	0	1	1	
	JIMMY 1/2T 4X4	4WD	3	0	1	0	0	1	
	RALLY WAGON 3/4T	RALLY WAGON 3/4T	1	0	0	1	0	1	
	S15 JIMMY	S15 JIMMY	5	0	0	0	1	1	
	S15 PICKUP	S15 PICKUP	8	1	1	0	1	3	
	SUBURBAN 1/2T	SUBURBAN 1/2T	11	0	3	2	3	8	
	SUBURBAN 1/2T	TRUCK	1	0	0	0	0	0	
	SUBURBAN 1/2T 4X4	4WD	1	0	0	0	0	0	
	SUBURBAN 3/4T	SUBURBAN 3/4T	1	0	0	0	0	0	
	T15 JIMMY 4X4	4WD	19	0	2	4	4	10	
	T15 PICKUP 4X4	T15 PICKUP 4X4	3	1	0	2	0	3	
	VANDURA 1/2T	VANDURA 1/2T	1	0	1	0	0	1	
	VANDURA 3/4T	INCOMPLETE	27	1	3	3	6	13	
	VANDURA 3/4T	VANDURA 3/4T	8	0	0	2	5	7	
JEEP									
	CHEROKEE 4X4	CHEROKEE 4X4	22	2	3	2	3	10	
	CJ-7 ROADSTER	CJ-7 ROADSTER	77	5	9	9	7	30	
	J10 SHORT PICKUP	J10 SHORT PICKUP	3	0	1	0	0	1	
	SCRAMBLER	SCRAMBLER	1	0	0	0	0	0	
	WAGONEER	WAGONEER	10	0	1	0	2	3	
	WAGONEER/G. WAGONEER	WAGONEER/G. WAGONEER	11	2	2	1	2	7	
MAZDA									
	B SER. LONG P/U 4X2	B SER. LONG P/U 4X2	21	4	3	3	6	16	
	B SER. STD P/U 4X2	B SER. STD P/U 4X2	75	12	14	8	24	58	
MITSUBISHI									
	MONTERO 4X4	SPORT	5	0	0	0	3	3	
	PICKUP STD 4X2	LOW(S)	7	0	1	1	1	3	
OPEL/ISUZU									
	P/U LN 1/2T 4X2	P/U LN 1/2T 4X2	8	0	0	1	2	3	
	P/U SH 1/2T 4X2	P/U SH 1/2T 4X2	6	1	2	1	1	5	
PLYMOUTH TRUCK									
	VOYAGER WAGON	LE	5	1	0	2	2	5	
	VOYAGER WAGON	SE	5	0	0	1	3	4	
SUBARU									
	BRAT 4X4	GL	3	0	1	0	2	3	
	DL/GL 4D SEDAN	GL	15	3	3	1	5	12	
	DL/GL SW	GL	13	0	7	2	2	11	
	DL/GL SW 4WD	GL	8	2	2	0	2	6	
	HARDTOP/XT 2D 4WD	GL TURBO	2	0	0	0	1	1	

Table B 11. Thefts and Recoveries of 1984 Model Year vehicles during calendar year 1985

Make	Series	Model	-----Number Recovered in 1985-----					Total
			Number of Thefts	Intact	In-Whole	In-Part	Condition Unknown	
MPVS								
TOYOTA								
	4RUNNER PICKUP	4RUNNER PICKUP	2	0	0	0	1	1
	4RUNNER WAGON	SR5	7	0	2	0	0	2
	CARGO VAN 4X2	CARGO VAN 4X2	9	1	1	3	1	6
	P/U SH 1/2T 4X4	SR5 SPORT	23	4	3	3	5	15
	P/U X CAB 1/2T 4X4	DELUXE	18	3	3	4	1	11
	P/U X CAB 1/2T 4X4	SR5 SPORT	37	5	2	5	7	19
	P/U XTRA CAB 1/2T	DELUXE	21	6	5	2	3	16
	P/U XTRA CAB 1/2T	SR5 SPORT	9	2	0	3	1	6
	PICKUP LN 1/2T 4X4	DELUXE	11	4	0	2	2	8
	PICKUP LN 1/2T 4X4	SR5 SPORT	14	2	4	2	3	11
	PICKUP LONG 1/2T	DELUXE	25	6	4	5	2	17
	PICKUP LONG 1/2T	PICKUP LONG 1/2T	22	4	5	1	2	12
	PICKUP LONG 1/2T	SR5 SPORT	5	2	2	0	0	4
	PICKUP LONG 3/4T	PICKUP LONG 3/4T	5	0	1	2	0	3
	PICKUP SH 1/2T 4X4	PICKUP SH 1/2T 4X4	14	2	3	1	3	9
	PICKUP SHORT 1/2T	PICKUP SHORT 1/2T	28	5	6	6	3	20
	PICKUP SHORT 1/2T	SR5 SPORT	7	3	0	1	1	5
	VAN 4X2	DELUXE	7	0	3	1	0	4
	VAN 4X2	LE (LUX. EDN)	25	6	3	1	5	15
VOLKSWAGEN								
	VANAGON	BUS	7	2	1	2	1	6
		Subtotal:	2646	215	304	234	479	1232
MOTORCYCLES								
HARLEY-DAVIDSON								
	FX	FXE	1	0	0	1	0	1
	FX	FXWG-80	4	0	0	1	3	4
	XL	XLH	3	0	1	0	2	3
HONDA								
	MOTORCYCLE	MOTORCYCLE	89	24	23	5	35	87
KAWASAKI								
	MOTORCYCLE	MOTORCYCLE	17	2	5	1	9	17
SUZUKI								
	MOTORCYCLE	MOTORCYCLE	2	0	1	0	1	2
YAMAHA								
	MOTORCYCLE	MOTORCYCLE	10	1	6	3	0	10
		Subtotal:	126	27	36	11	50	124
		Totals:	12222	1204	2000	1295	3385	7884

+ Series subject to the Theft Prevention Standard in 1988 only.

* Series also had passive anti-theft device in 1985-1986.

Table B 12. Thefts and Recoveries of 1983 Model Year vehicles during calendar year 1985

Make	Series	Model	Number Recovered in 1985					Total
			Number of Thefts	Intact	In-Whole	In-Part	Condition Unknown	
UNMARKED ANCESTORS PASSENGER CARS								
UNMARKED ANCESTORS PASSENGER CARS								
ALFA ROMEO								
	GTV6 2D	GTV6 2D	1	0	0	0	0	0
	SPIDER CONV	ROADSTER	1	0	0	0	0	0
AMC/EAGLE								
	CONCORD 4D	DL	6	0	1	0	3	4
	SPIRIT LIFTEACK	DL	2	0	0	0	1	1
AUDI								
	4000 4D	4000 4D	1	0	0	0	1	1
	GT COUPE 2D	GT COUPE 2D	3	0	1	0	2	3
BUICK								
	CENTURY 2D	CUSTOM	6	2	1	1	1	5
	CENTURY 2D	LIMITED	6	2	1	0	2	5
	CENTURY 4D	CUSTOM	23	0	9	0	9	18
	CENTURY 4D	LIMITED	43	3	11	4	15	33
	CENTURY 4D	T TYPE	2	0	0	2	0	2
	SKYHAWK 2D	CUSTOM	13	1	2	1	3	7
	SKYHAWK 2D	LIMITED	1	0	1	0	0	1
	SKYHAWK 2D	T TYPE	1	0	0	0	0	0
	SKYHAWK 4D	CUSTOM	6	1	1	0	0	2
	SKYHAWK 4D	LIMITED	3	0	0	0	2	2
	SKYHAWK SW	LIMITED	1	0	1	0	0	1
	SKYLARK 2D	LIMITED	3	1	1	0	1	3
	SKYLARK 2D	SKYLARK 2D	3	0	0	0	3	3
	SKYLARK 2D	T TYPE	2	1	0	1	0	2
	SKYLARK 4D	LIMITED	6	1	2	1	2	6
	SKYLARK 4D	SKYLARK 4D	6	0	1	0	3	4
CADILLAC								
	BROUGHAM 2D	BROUGHAM 2D	6	0	0	0	6	6
	BROUGHAM 4D	BROUGHAM 4D	71	7	10	14	20	51
	CIMARRON 4D	CIMARRON 4D	26	2	5	4	12	23
CHEVROLET								
	CAPRICE 4D	CLASSIC	102	4	11	15	39	69
	CAPRICE SW	CLASSIC	44	3	8	3	21	35
	CAVALIER 2D	CAVALIER 2D	3	0	0	0	3	3
	CAVALIER 2D	CS	9	0	3	2	3	8
	CAVALIER 2D	TYPE 10	8	1	2	0	3	6
	CAVALIER 4D	CAVALIER 4D	5	0	0	1	3	4
	CAVALIER 4D	CS	20	4	6	0	6	16
	CAVALIER SW	CAVALIER SW	5	1	2	0	2	5
	CAVALIER SW	CS	5	0	0	0	2	2
	CELEBRITY 2D	CELEBRITY 2D	9	1	0	0	3	4
	CELEBRITY 4D	CELEBRITY 4D	37	2	9	3	13	27
	CHEVETTE 2D	CHEVETTE 2D	22	1	2	2	6	11
	CHEVETTE 2D	SCOOTER	15	1	5	0	7	13
	CHEVETTE 4D	CHEVETTE 4D	27	4	2	0	9	15
	CHEVETTE 4D	SCOOTER	8	2	2	0	0	4

Table B 12. Thefts and Recoveries of 1983 Model Year vehicles during calendar year 1985

Make	Series	Model	-----Number Recovered in 1985-----					Total
			Number of Thefts	Intact	In-Whole	In-Part	Condition Unknown	
UNMARKED ANCESTORS								
PASSENGER CARS								
CHEVROLET								
	CITATION 2D	CITATION 2D	4	0	2	0	1	3
	CITATION 4D	CITATION 4D	18	3	5	2	6	16
	IMPALA 4D	IMPALA 4D	24	3	2	6	7	18
	MALIBU 4D	MALIBU 4D	28	0	7	2	8	17
	MALIBU SW	MALIBU SW	11	0	3	1	4	8
	MONTE CARLO 2D	MONTE CARLO 2D	158	10	34	14	51	109
CHRY/PLYM/MITS								
	COLT 2D	COLT 2D	3	2	0	0	0	2
	COLT 2D	CUSTOM	1	0	1	0	0	1
	COLT 2D	DELUXE	2	1	0	0	1	2
	SAPORO 2D	SAPORO 2D	13	0	3	0	5	8
CHRYSLER								
	CORDOBA	CORDOBA	3	0	1	0	1	2
	E CLASS 4D	E CLASS 4D	8	0	1	0	3	4
	NEW YORKER 4D (E BOD	NEW YORKER 4D (E BOD	20	1	4	3	8	16
DATSUN/NISSAN								
	200SX	200SX	31	4	5	2	9	20
	PULSAR 2D	DX	19	0	3	2	6	11
	PULSAR 2D	GX	10	3	2	0	3	8
	PULSAR 2D	PULSAR 2D	21	4	6	1	6	17
	PULSAR 4D	DX	6	2	1	0	1	4
	SENTRA 2D	SENTRA 2D	87	15	21	3	29	68
	SENTRA 4D	SENTRA 4D	27	4	7	0	10	21
	SENTRA SW	SENTRA SW	16	4	3	1	6	14
	STANZA 2D	STANZA 2D	4	0	1	1	1	3
	STANZA 4D	STANZA 4D	19	2	2	1	9	14
DODGE								
	400 4D	400 4D	2	1	0	1	0	2
	MIRADA 2D	MIRADA 2D	7	1	1	1	1	4
	OMNI 4D	OMNI 4D	15	3	2	1	3	9
	OMNI 4D	SE	2	0	0	0	1	1
	OMNI/CHARGER 2D	2.2000000000	3	1	1	0	0	2
	OMNI/CHARGER 2D	OMNI/CHARGER 2D	17	4	1	1	4	10
	SHELBY CHARGER 2D	SHELBY CHARGER 2D	7	0	1	1	1	3
DODGE/MITSUBISHI								
	CHALLENGER	CHALLENGER	15	4	4	0	3	11
	COLT 2D	COLT 2D	1	1	0	0	0	1
	COLT 2D	DELUXE	3	1	1	0	1	3
	COLT 4D	COLT 4D	3	2	0	0	0	2
FORD								
	ESCORT 2D	GL	3	1	1	0	0	2
	ESCORT 2D	GT	14	1	4	1	3	9
	ESCORT 2D	L	57	7	14	3	15	39
	ESCORT 4D	GL	4	0	1	0	0	1
	ESCORT 4D	L	26	2	9	1	9	21
	ESCORT SW	GL	3	0	1	1	0	2
	ESCORT SW	GLX	1	0	0	0	1	1
	ESCORT SW	L	16	2	3	0	3	8
	EXP 2D	EXP 2D	11	2	2	1	4	9

Table B 12. Thefts and Recoveries of 1983 Model Year vehicles during calendar year 1985

Make	Series	Model	Number of				Condition		Total
			Thefts	Intact	In-Whole	In-Part	Unknown		
-----Number Recovered in 1985-----									
UNMARKED ANCESTORS									
PASSENGER CARS									
FORD									
	FAIRMONT FUTURA 2D	FUTURA	1	0	0	0	0	0	
	FAIRMONT FUTURA 4D	S	13	1	4	2	3	10	
	FORD LTD 2D	CROWN VICTORIA	5	0	0	1	3	4	
	FORD LTD 4D	CROWN VICTORIA	11	2	1	0	3	6	
	FORD LTD SW	COUNTRY SQUIRE	5	1	0	0	2	3	
	LTD 4D	LTD 4D	16	2	6	0	3	11	
	LTD SW	LTD SW	8	2	0	1	2	5	
GM OF CANADA									
	PARISIENNE 4D	BROUGHAM	8	2	1	3	0	6	
	PARISIENNE 4D	PARISIENNE 4D	4	0	0	1	1	2	
HONDA									
	ACCORD 2D	ACCORD 2D	11	3	1	3	2	9	
	ACCORD 4D	ACCORD 4D	70	18	10	5	27	60	
	ACCORD LX 2D	LX	22	1	5	2	6	14	
	CIVIC CVCC 3D	CIVIC CVCC 3D	5	1	0	0	0	1	
	CIVIC CVCC 3D	DX	10	3	3	1	1	8	
	CIVIC CVCC 3D	FE	6	2	1	0	3	6	
	CIVIC CVCC 3D	S	8	3	0	0	0	3	
	CIVIC CVCC 4D	CIVIC CVCC 4D	12	3	0	0	5	8	
	CIVIC CVCC SW	CIVIC CVCC SW	4	1	1	0	0	2	
	PRELUDE	PRELUDE	22	7	3	4	4	18	
MERCURY									
	LN7 2D	LN7 2D	2	0	0	0	0	0	
	LYNX 2D	GS	2	0	1	0	1	2	
	LYNX 2D	L	7	0	0	0	2	2	
	LYNX 2D	RS	3	0	0	0	3	3	
	LYNX 4D	GS	1	0	0	0	0	0	
	LYNX 4D	L	7	2	1	0	1	4	
	LYNX SW	GS	2	0	1	0	0	1	
	LYNX SW	L	1	0	0	0	0	0	
	LYNX SW	LS	1	0	0	0	1	1	
	MARQUIS 4D	MARQUIS 4D	5	2	0	1	0	3	
	MARQUIS SW	MARQUIS SW	1	0	0	0	0	0	
	MARQUIS/GRAND MARQUI	COLONY PARK	4	1	0	0	2	3	
	MARQUIS/GRAND MARQUI	GRAND MARQUIS	41	1	2	0	5	8	
	ZEPHYR 4D	ZEPHYR 4D	3	0	1	0	2	3	
	ZEPHYR Z-7	ZEPHYR Z-7	1	0	0	0	1	1	
OLDSMOBILE									
	CUST. CRUISER SW	CUST. CRUISER SW	11	1	2	3	4	10	
	FIRENZA 2D	FIRENZA 2D	1	0	1	0	0	1	
	FIRENZA 2D	S	4	2	0	0	2	4	
	FIRENZA 2D	SX	1	0	1	0	0	1	
	FIRENZA 4D	FIRENZA 4D	4	1	0	0	2	3	
	FIRENZA 4D	LX	1	1	0	0	0	1	
	FIRENZA SW	FIRENZA SW	2	0	1	0	0	1	
	FIRENZA SW	LX	1	0	0	0	0	0	
	OMEGA 2D	BROUGHAM	1	0	0	0	1	1	
	OMEGA 2D	OMEGA 2D	2	1	0	0	1	2	
	OMEGA 4D	BROUGHAM	2	0	0	0	1	1	

Table B 12. Thefts and Recoveries of 1983 Model Year vehicles during calendar year 1985

Make	Series	Model	-----Number Recovered in 1985-----					Total
			Number of Thefts	Intact	In-Whole	In-Part	Condition Unknown	
UNMARKED ANCESTORS								
PASSENGER CARS								
OLDSMOBILE								
	OMEGA 4D	OMEGA 4D	4	0	2	0	2	4
OPEL/ISUZU								
	I-MARK 4D RWD	I-MARK 4D RWD	5	1	0	0	2	3
PEUGEOT								
	505 4D	505 4D	5	2	0	1	1	4
PININFARINA								
	AZZURRA CONV	AZZURRA CONV	1	1	0	0	0	1
PLYMOUTH								
	HORIZON 2D	TURISMO	14	1	2	1	3	7
	HORIZON 2D	TURISMO 2.2	11	0	2	2	3	7
	HORIZON 4D	CUSTOM	3	1	1	1	0	3
	HORIZON 4D	HORIZON 4D	17	3	4	2	6	15
PONTIAC								
	6000 2D	6000 2D	3	1	1	0	1	3
	6000 2D	LE	4	0	0	0	2	2
	6000 4D	6000 4D	8	0	1	2	3	6
	6000 4D	LE	21	1	4	3	8	16
	6000 4D	STE	7	1	1	0	1	3
	J2000/2000 2D	J2000/2000 2D	11	0	0	2	3	5
	J2000/2000 2D	SE	1	0	0	0	1	1
	J2000/2000 2D	SUNBIRD	3	0	0	1	2	3
	J2000/2000 2D	SUNBIRD LE	1	1	0	0	0	1
	J2000/2000 4D	J2000/2000 4D	7	1	2	1	3	7
	J2000/2000 4D	LE	3	0	2	0	1	3
	J2000/2000 4D	SUNBIRD	4	1	2	0	1	4
	J2000/2000 SW	J2000/2000 SW	1	0	0	0	1	1
	J2000/2000 SW	LE	1	0	0	0	1	1
	PHOENIX 2D	LJ	1	0	0	0	0	0
	PHOENIX 2D	PHOENIX 2D	1	0	0	0	1	1
	PHOENIX 2D	SE	3	1	2	0	0	3
	PHOENIX 4D	LJ	1	0	0	0	0	0
	T1000/1000 2D	T1000/1000 2D	6	1	0	0	2	3
	T1000/1000 4D	T1000/1000 4D	5	0	1	0	3	4
PORSCHE								
	944 COUPE	944 COUPE	27	3	3	4	1	11
RENAULT/EAGLE								
	18I 4D	DELUXE	4	0	2	0	1	3
	ALLIANCE 2D	ALLIANCE 2D	10	0	5	0	2	7
	ALLIANCE 2D	DL	13	4	5	0	2	11
	ALLIANCE 2D		4	0	1	0	0	1
	ALLIANCE 4D	DL	21	1	3	2	6	12
	ALLIANCE 4D	L	20	2	8	0	4	14
	ALLIANCE 4D	LIMITED	2	1	0	0	1	2
	FUEGO 2D	DELUXE	25	1	9	0	2	12
	FUEGO 2D	FUEGO 2D	4	1	1	0	0	2
	LE CAR 2D	DELUXE	2	1	0	0	0	1

Table B 12. Thefts and Recoveries of 1983 Model Year vehicles during calendar year 1985

Make	Series	Model	Number of				Condition		Total
			Thefts	Intact	In-Whole	In-Part	Unknown		
-----Number Recovered in 1985-----									
UNMARKED ANCESTORS									
PASSENGER CARS									
ROLLS ROYCE									
	SILVER SPUR 4D	SILVER SPUR 4D	1	1	0	0	0	1	
SUBARU									
	DL/GL SW	DL	3	0	2	0	0	2	
	HATCHBACK	GL	1	1	0	0	0	1	
	HATCHBACK	STD	2	1	1	0	0	2	
TOYOTA									
	COROLLA TERCEL 2D	COROLLA TERCEL 2D	10	1	0	2	3	6	
	COROLLA TERCEL 2D	DELUXE	16	3	4	1	4	12	
	COROLLA TERCEL 2D	SR5	7	3	1	0	1	5	
	COROLLA TERCEL 4D	DELUXE	22	3	1	0	11	15	
	TERCEL SW 4WD	DELUXE	1	1	0	0	0	1	
	TERCEL SW 4WD	SR5	6	0	1	1	2	4	
VOLKSWAGEN									
	JETTA 2D	JETTA 2D	3	0	0	1	0	1	
	JETTA SEDAN	JETTA SEDAN	2	1	0	0	1	2	
	QUANTUM 4D	QUANTUM 4D	4	0	1	0	0	1	
	QUANTUM SW	GL	2	1	0	0	1	2	
VOLVO									
	240 2D	DE LUXE (DL)	1	0	0	0	0	0	
	240 4D	DL/GL	7	1	0	0	5	6	
	240 4D	GRAND LUXE (GL)	1	0	0	0	1	1	
	240 4D	GRAND LUXE TOURING	5	1	2	0	2	5	
	240 SW	DL/GL	2	1	0	0	1	2	
	760/740 4D	760 GLE	4	1	0	0	2	3	
		Subtotal:	2040	251	384	159	628	1422	
MARKED ANCESTORS									
PASSENGER CARS									

BMW									
	320 I 2D	320 I 2D	41	9	6	3	6	24	
	528 E 4D	528 E 4D	8	1	1	1	2	5	
	533 I 4D	533 I 4D	5	0	1	0	0	1	
BUICK									
	ELECTRA 2D RWD	LIMITED	6	0	1	1	3	5	
	ELECTRA 2D RWD	PARK AVE.	9	0	1	0	5	6	
	ELECTRA 4D RWD	LIMITED	31	3	5	6	12	26	
	ELECTRA 4D RWD	PARK AVE.	70	4	10	8	29	51	
	ELECTRA SW RWD	ESTATE	11	1	0	1	8	10	
	LESABRE 2D	CUSTOM	11	0	2	0	6	8	
	LESABRE 2D	LIMITED	19	3	2	0	8	13	
	LESABRE 4D	CUSTOM	17	0	5	2	7	14	
	LESABRE 4D	LIMITED	48	2	4	10	21	37	
	LESABRE 4D	ESTATE	6	0	1	0	3	4	
	+REGAL 2D RWD	LIMITED	158	12	29	23	54	118	
	+REGAL 2D RWD	REGAL 2D RWD	155	6	34	22	46	108	
	+REGAL 2D RWD	T TYPE	3	1	1	0	1	3	
	+REGAL 4D	LIMITED	22	2	2	3	8	15	

Table B 12. Thefts and Recoveries of 1983 Model Year vehicles during calendar year 1985

Make	Series	Model	Number				Condition	
			Thefts	Intact	In-Whole	In-Part	Unknown	Total
-----Number Recovered in 1985-----								
MARKED ANCESTORS								
PASSENGER CARS								
BUICK								
	+REGAL 4D	REGAL 4D	25	2	6	1	6	15
	+REGAL SW	ESTATE	5	2	0	0	3	5
	RIVIERA 2D	RIVIERA 2D	128	5	29	17	49	100
	RIVIERA 2D	T TYPE	2	0	0	0	1	1
	RIVIERA 2D CONV	RIVIERA 2D CONV	1	0	0	0	1	1
CADILLAC								
	DEVILLE 2D RWD	DEVILLE 2D RWD	127	10	21	20	34	85
	DEVILLE 4D RWD	DEVILLE 4D RWD	122	25	14	14	48	101
	ELDORADO 2D	ELDORADO 2D	229	21	37	30	67	155
	SEVILLE 4D	SEVILLE 4D	71	7	15	6	13	41
CHEVROLET								
	CAMARO	BERLINETTA	57	2	17	9	18	46
	CAMARO	Z28	389	37	72	61	112	282
CHRYSLER								
	LEBARON 2D	LEBARON 2D	6	1	3	0	2	6
	LEBARON 2D CONV	LEBARON 2D CONV	8	1	2	2	1	6
	LEBARON 4D	LEBARON 4D	3	0	0	0	3	3
	LEBARON SW	TOWN & COUNTRY	3	1	0	0	2	3
	NEW YORKER 4D RWD	5TH AVE. EDITION	57	6	15	7	16	44
DODGE								
	600 2D	600 2D	5	0	3	0	1	4
	600 2D CONV.	600 2D CONV.	4	0	0	0	4	4
	600 4D	600 4D	6	1	0	1	2	4
	600 4D	ES	9	2	5	0	2	9
	ARIES 2D	ARIES 2D	6	2	0	0	2	4
	ARIES 2D	SPECIAL EDITION	2	0	1	0	0	1
	ARIES 4D	ARIES 4D	19	3	4	1	5	13
	ARIES 4D	SPECIAL EDITION	1	0	0	0	0	0
	ARIES SW	CUSTOM	7	3	3	0	0	6
FORD								
	MUSTANG	GL	28	2	3	1	10	16
	MUSTANG	L	8	0	2	0	4	6
	MUSTANG	LX	7	1	1	0	1	3
	MUSTANG	MUSTANG	18	4	4	0	3	11
	MUSTANG CONV	GLX	8	2	1	0	4	7
	MUSTANG CONV	LX	10	5	1	0	2	8
	THUNDERBIRD 2D	THUNDERBIRD 2D	65	12	13	3	12	40
JAGUAR								
	XJ-S 2D	XJ-S 2D	1	0	0	0	1	1
	XJ6	VDP	1	0	0	0	0	0
	XJ6	XJ6	9	2	2	0	3	7
LINCOLN								
	CONTINENTAL 4D	CONTINENTAL 4D	13	1	2	2	1	6
	LINCOLN CONT. 4D	TOWN CAR	35	2	10	2	6	20
	MARK VI 2D	MARK VI 2D	3	0	0	0	1	1
	MARK VI 4D	MARK VI 4D	8	2	1	0	3	6
	MARK VII 2D	MARK VII 2D	5	0	1	1	1	3

Table B 12. Thefts and Recoveries of 1983 Model Year vehicles during calendar year 1985

Make	Series	Model	Number of				Condition		Total
			Thefts	Intact	In-Whole	In-Part	Unknown		
-----Number Recovered in 1985-----									
MARKED ANCESTORS									
PASSENGER CARS									
MAZDA									
	626 SEDAN	626 SEDAN	29	3	9	3	6	21	
	+626/MX-6 2D	626/MX-6 2D	12	2	7	0	1	10	
	+GLC 2D	FWD	6	1	1	0	2	4	
	+GLC SEDAN	FWD	10	1	1	1	4	7	
	+GLC WAGON	GLC WAGON	3	0	1	0	1	2	
MERCEDES BENZ									
	240 D 4D	240 D 4D	7	1	0	0	2	3	
	300 CD 2D	300 CD 2D	1	0	0	0	1	1	
	300 D 4D	300 D 4D	9	0	2	0	0	2	
	300 SD 4D	300 SD 4D	10	1	1	2	3	7	
	+380 SEC 2D	380 SEC 2D	4	1	0	0	0	1	
	+380 SEL 4D	380 SEL 4D	5	0	0	0	2	2	
	+380 SL CONV	ROADSTER	7	0	2	1	0	3	
MERCURY									
	+CAPRI	CAPRI	20	0	4	0	6	10	
	COUGAR 2D	COUGAR 2D	58	5	10	3	15	33	
MITSUBISHI									
	CORDIA 2D	HIGH/PREM(L/LS)	7	1	2	1	1	5	
	CORDIA 2D	MEDIUM	1	1	0	0	0	1	
	TREDIA 4D	HIGH/PREM(L/LS)	2	0	0	1	1	2	
	TREDIA 4D	MEDIUM	1	0	0	1	0	1	
OLDSMOBILE									
	98 2D RWD	REGENCY	27	0	8	0	7	15	
	98 4D RWD	REGENCY	51	5	9	4	21	39	
	98 4D RWD	REGENCY BROUGHAM	72	3	9	13	30	55	
	+CIERA 2D	CIERA BROUGHAM	13	2	2	1	2	7	
	+CIERA 2D	CIERA LS	14	1	2	2	5	10	
	+CIERA 4D	CIERA BROUGHAM	48	4	9	4	18	35	
	+CIERA 4D	LS	28	5	5	2	9	21	
	+CUTLASS 2D	CALAIS	38	2	4	7	12	25	
	+CUTLASS 2D	CUTLASS SUPREME	196	11	40	30	69	150	
	+CUTLASS 2D	SUPREME BROUGHAM	113	4	21	19	45	89	
	+CUTLASS 4D	CUTLASS SUPREME	41	4	8	4	12	28	
	+CUTLASS 4D	SUPREME BROUGHAM	18	4	5	1	8	18	
	+CUTLASS SW	CRUISER	3	0	1	1	1	3	
	DELTA-88 2D	ROYALE	18	0	1	4	6	11	
	DELTA-88 2D	ROYALE BROUGHAM	33	1	4	2	13	20	
	DELTA-88 4D	DELTA-88 4D	2	2	0	0	0	2	
	DELTA-88 4D	ROYALE	58	3	12	6	20	41	
	DELTA-88 4D	ROYALE BROUGHAM	41	2	8	5	19	34	
	TORONADO	BROUGHAM	69	2	19	7	28	56	
PLYMOUTH									
	RELIANT 2D	RELIANT 2D	11	1	3	0	3	7	
	RELIANT 2D	SPECIAL EDITION	1	0	0	0	1	1	
	RELIANT 4D	LE	1	0	1	0	0	1	
	RELIANT 4D	RELIANT 4D	17	6	4	0	5	15	
	RELIANT 4D	SPECIAL EDITION	2	0	1	0	1	2	
	RELIANT SW	CUSTOM	4	1	0	1	1	3	

Table B 12.. Thefts and Recoveries of 1983 Model Year vehicles during calendar year 1985

Make	Series	Model	Number of				Condition		Total
			Thefts	Intact	In-Whole	In-Part	Unknown		
-----Number Recovered in 1985-----									
MARKED ANCESTORS									
PASSENGER CARS									
PONTIAC									
	BONNEVILLE 4D	BONNEVILLE 4D	25	1	3	1	11	16	
	BONNEVILLE 4D	BROUGHAM	24	0	2	5	7	14	
	BONNEVILLE SW	BONNEVILLE SW	4	0	0	0	3	3	
	FIREBIRD	FIREBIRD	62	5	10	6	19	40	
	FIREBIRD	SE	24	2	5	5	7	19	
	FIREBIRD	TRANS/AM	81	9	14	11	14	48	
	+GRAND PRIX	BROUGHAM	26	2	3	4	8	17	
	+GRAND PRIX	GRAND PRIX	100	4	20	14	38	76	
	+GRAND PRIX	LE	45	4	7	5	16	32	
	+GRAND PRIX	LJ	52	1	7	10	21	39	
PORSCHÉ									
	911 COUPE	911 COUPE	4	0	0	2	0	2	
	911 TARGA/CABRIOLET	911 TARGA/CABRIOLET	11	0	1	2	2	5	
	928 COUPE	928 COUPE	2	0	0	1	1	2	
SAAB									
	900 2D	900 2D	1	0	0	1	0	1	
	900 4D	900 4D	2	0	1	0	1	2	
	900 4D	S	2	1	0	1	0	2	
	SAAB 900 2D	S	6	0	1	0	1	2	
	SAAB 900 2D	TURBO	11	0	3	1	2	6	
	SAAB 900 4D	TURBO	6	0	1	4	1	6	
SUBARU									
	HARDTOP/XT 2D	DL	2	1	1	0	0	2	
	HARDTOP/XT 2D	GL	13	5	3	0	2	10	
TOYOTA									
	CAMRY 4D	DELUXE	1	0	0	0	0	0	
	CAMRY 4D	LE (LUX. EDN)	26	6	3	2	12	23	
	CELICA	GT	72	10	11	8	25	54	
	CELICA	GT-S	154	19	41	46	32	138	
	CELICA	ST	19	7	3	1	4	15	
	COROLLA 2D	COROLLA 2D	6	2	2	0	1	5	
	COROLLA 2D	DELUXE	43	12	8	2	5	27	
	COROLLA 2D	SR5	33	6	5	3	13	27	
	COROLLA SEDAN	DELUXE	32	4	4	3	13	24	
	COROLLA SW	DELUXE	14	3	1	0	7	11	
	+STARLET LIFTBACK	STARLET LIFTBACK	6	2	2	1	1	6	
VOLKSWAGEN									
	+CABRIOLET CONV.	CABRIOLET CONV.	4	0	0	1	2	3	
	+RABBIT 2D	CUSTOM	1	0	0	0	1	1	
	+RABBIT 2D	GTI	43	6	9	5	10	30	
	+RABBIT 2D	L	5	0	3	0	1	4	
	+RABBIT CONV.	RABBIT CONV.	4	1	0	0	3	4	
	+RABBIT SEDAN	L	3	1	1	0	0	2	
	+RABBIT SEDAN	LS	3	0	0	0	3	3	
	+RABBIT SEDAN	RABBIT SEDAN	1	0	0	0	1	1	
	SCIROCCO	SCIROCCO	3	0	0	1	0	1	
		Subtotal:	4218	402	784	530	1332	3048	

Table B 12. Thefts and Recoveries of 1983 Model Year vehicles during calendar year 1985

Make	Series	Model	Number Recovered in 1985					Total
			Thefts	Intact	In-Whole	In-Part	Condition Unknown	

ANTI-THEFT EXEMPT ANCESTORS PASSENGER CARS								

ANTI-THEFT EXEMPT ANCESTORS PASSENGER CARS								

AUDI	5000 4D	5000 4D	10	0	5	0	0	5
	5000 4D	S	5	0	1	1	3	5
	5000 4D	T	5	0	0	1	1	2
BMW	*733 I 4D	733 I 4D	8	2	2	0	0	4
DATSUN/NISSAN	*240/260/280/300	280 ZX	97	13	8	9	14	44
	*240/260/280/300 2+2	280 ZX	37	5	3	2	12	22
	*810/MAXIMA SEDAN	810/MAXIMA SEDAN	58	10	16	1	15	42
	*810/MAXIMA WAGON	810/MAXIMA WAGON	6	0	0	0	3	3
MAZDA	RX-7 COUPE	RX-7 COUPE	239	34	58	37	61	190
MITSUBISHI	STARION 2D	HIGH/PREM(L/LS)	9	0	2	0	0	2
OPEL/ISUZU	IMPULSE 2D	IMPULSE 2D	6	2	0	1	2	5
TOYOTA	*CELICA SUPRA	CELICA SUPRA	117	17	27	32	24	100
	*CRESSIDA 4D	LE (LUX. EDN)	57	15	15	7	10	47
	*CRESSIDA SW	LE (LUX. EDN)	1	1	0	0	0	1
		Subtotal:	655	99	137	91	145	472
		Passenger Total:	6913	752	1305	780	2105	4942

MPVS								

AMC/EAGLE	EAGLE 4D	DL	1	1	0	0	0	1
	EAGLE 50 LIFTBACK	SX/4, DL	2	1	0	0	0	1
	EAGLE SW	DL	4	0	2	0	1	3
	EAGLE SW	LIMITED	1	0	0	0	0	0
CHEVROLET TRUCK	10 PICKUP 1/2T	10 PICKUP 1/2T	232	5	13	17	48	83
	10 PICKUP 1/2T 4X4	4WD	44	1	1	2	6	10
	20 PICKUP 3/4T	20 PICKUP 3/4T	19	0	0	1	7	8
	20 PICKUP 3/4T 4X4	4WD	10	0	2	0	3	5
	30 CHASSIS CAB 1T	30 CHASSIS CAB 1T	3	0	0	0	2	2
	30 CREW C P/U 1T	BONUS CREW CAB	2	0	0	0	0	0
	30 PICKUP 1T	30 PICKUP 1T	5	0	0	0	0	0
	30 PICKUP 1T 4X4	4WD	1	0	0	0	0	0
	BLAZER 1/2T 4X4	4WD	37	0	2	5	6	13

Table B 12. Thefts and Recoveries of 1983 Model Year vehicles during calendar year 1985

Make	Series	Model	Number of				Condition		Total
			Thefts	Intact	In-Whole	In-Part	Unknown		
-----Number Recovered in 1985-----									
MPVS									
CHEVROLET TRUCK									
	CHEVYVAN 1/2T	CHEVYVAN 1/2T	11	1	2	2	4	9	
	CHEVYVAN 1T	CHEVYVAN 1T	3	2	0	0	0	2	
	CHEVYVAN 3/4T	CHEVYVAN 3/4T	30	4	7	0	9	20	
	CHEVYVAN 3/4T	INCOMPLETE	40	2	2	4	19	27	
	EL CAMINO	EL CAMINO	16	5	0	5	3	13	
	S10 BLAZER	S10 BLAZER	7	0	3	1	0	4	
	S10 PICKUP	S10 PICKUP	42	1	4	2	12	19	
	SPORTVAN 3/4T	SPORTVAN 3/4T	8	0	0	2	3	5	
	SUBURBAN 1/2T	SUBURBAN 1/2T	17	0	4	1	6	11	
	SUBURBAN 1/2T 4X4	4WD	1	0	0	0	0	0	
	SUBURBAN 3/4T	SUBURBAN 3/4T	1	0	0	0	0	0	
	SUBURBAN 3/4T 4X4	4WD	2	2	0	0	0	2	
	T10 BLAZER 4X4	4WD	41	3	6	4	7	20	
	T10 PICKUP 4X4	4WD	12	0	1	1	2	4	
DATSUN/NISSAN									
	KING CAB P/U 4X2	KING CAB P/U 4X2	2	1	0	1	0	2	
	KING CAB P/U 4X4	KING CAB P/U 4X4	9	0	0	2	3	5	
	PICKUP LONG 4X2	PICKUP LONG 4X2	1	0	0	0	0	0	
	PICKUP LONG 4X4	PICKUP LONG 4X4	1	0	0	0	0	0	
	PICKUP SHORT 4X2	PICKUP SHORT 4X2	19	6	3	2	3	14	
	PICKUP SHORT 4X4	PICKUP SHORT 4X4	7	1	1	1	1	4	
DODGE TRUCK									
	AD150 UTILITY	SPORT	3	0	1	0	2	3	
	AW150 UTILITY	SPORT	2	0	0	0	2	2	
	B150 VAN MPV	WAGON	4	1	0	0	1	2	
	B150 VAN TRK/INC	INCOMPLETE	4	0	1	0	1	2	
	B150 VAN TRK/INC	TRUCK	12	1	3	0	4	8	
	B250 VAN TRK/INC	INCOMPLETE	12	1	3	0	3	7	
	B250 VAN TRK/INC	TRUCK	10	1	0	2	3	6	
	D100/D150 PICKUP	CONVENTIONAL CAB	19	0	2	1	5	8	
	D350 PICKUP	CONVENTIONAL CAB	1	0	0	0	1	1	
	RAM50/D50 P/U SH 4X2	RAM50/D50 P/U SH 4X2	4	1	2	1	0	4	
	RAM50/D50 P/U SH 4X2 ROYAL		2	0	0	0	1	1	
	RAM50/D50 P/U SH 4X4	SPORT	1	0	0	0	0	0	
	RAMPAGE PICKUP	GT	1	0	0	0	1	1	
	W100/W150 PICKUP	CONVENTIONAL CAB	2	0	0	0	0	0	
FORD TRUCK									
	BRONCO	4WD	26	3	6	1	3	13	
	E100 ECONO CARGO VAN	CARGO VAN	5	1	2	1	1	5	
	E100 ECONO CARGO VAN	CARGO VAN	2	0	0	0	2	2	
	E150 ECONO CARGO VAN	SUPER CARGO VAN	1	0	1	0	0	1	
	E150 ECONO CARGO VAN	CARGO VAN	46	5	10	3	11	29	
	E150 ECONO CARGO VAN	SUPER CARGO VAN	1	0	0	0	0	0	
	E150 ECONO CLUB WGN	CLUB WAGON	4	1	1	0	1	3	
	E250 ECONO CARGO VAN	CARGO VAN	3	0	1	0	1	2	
	E350 ECONO CARGO VAN	CARGO VAN	3	1	0	1	1	3	
	E350 ECONO CARGO VAN	CARGO VAN	1	0	0	0	0	0	
	F100 PICKUP 4X2	F100 PICKUP 4X2	28	0	1	1	10	12	
	F150 PICKUP 4X2	F150 PICKUP 4X2	52	3	5	4	11	23	
	F150 PICKUP 4X4	4WD	22	0	3	1	1	5	

Table B 12. Thefts and Recoveries of 1983 Model Year vehicles during calendar year 1985

Make	Series	Model	Number of				Condition		Total
			Thefts	Intact	In-Whole	In-Part	Unknown		
-----Number Recovered in 1985-----									
MPVS									
FORD TRUCK									
	F150 SUPER P/U 4X2	SUPER PICKUP 4X2	8	0	1	1	0	2	
	F250 PICKUP 4X2	F250 PICKUP 4X2	10	0	0	0	4	4	
	F250 PICKUP 4X4	4WD	8	1	1	0	1	3	
	F250 SUPER P/U 4X2	SUPER PICKUP 4X2	4	0	0	1	1	2	
	F250 SUPER P/U 4X4	SUPER PICKUP 4X4	2	0	0	0	0	0	
	F350 CHASSIS C 4X2	F350 CHASSIS C 4X2	1	0	0	1	0	1	
	F350 PICKUP 4X2	F350 PICKUP 4X2	4	0	0	1	0	1	
	RANGER PICKUP 4X2	RANGER PICKUP 4X2	57	6	8	0	12	26	
	RANGER PICKUP 4X4	4WD	7	0	1	0	2	3	
GMC TRUCK									
	1500 PICKUP 1/2T	1500 PICKUP 1/2T	70	0	3	6	16	25	
	1500 PICKUP 1/2T 4X4	4WD	8	0	1	0	1	2	
	2500 PICKUP 3/4T	2500 PICKUP 3/4T	5	0	2	0	1	3	
	2500 PICKUP 3/4T 4X4	4WD	3	0	0	0	0	0	
	3500 CHASSIS CAB 1T	3500 CHASSIS CAB 1T	1	0	0	0	0	0	
	3500 CREW C P/U 1T	CREW/BONUS CAB	2	0	0	1	1	2	
	3500 PICKUP 1T	3500 PICKUP 1T	4	0	1	0	0	1	
	3500 PICKUP 1T 4X4	4WD	1	0	0	0	1	1	
	JIMMY 1/2T 4X4	4WD	5	0	1	0	2	3	
	RALLY WAGON 3/4T	RALLY WAGON 3/4T	1	0	0	0	1	1	
	S15 JIMMY	S15 JIMMY	2	1	0	0	1	2	
	S15 PICKUP	S15 PICKUP	5	2	1	0	1	4	
	SUBURBAN 1/2T	SUBURBAN 1/2T	6	0	0	0	3	3	
	SUBURBAN 3/4T	SUBURBAN 3/4T	1	0	0	0	0	0	
	T15 JIMMY 4X4	4WD	5	0	0	3	2	5	
	T15 PICKUP 4X4	T15 PICKUP 4X4	2	0	0	0	2	2	
	VANDURA 1/2T	VANDURA 1/2T	1	0	0	0	1	1	
	VANDURA 3/4T	INCOMPLETE	16	1	4	2	3	10	
	VANDURA 3/4T	VANDURA 3/4T	3	1	1	0	1	3	
JEEP									
	CJ-7 ROADSTER	CJ-7 ROADSTER	76	2	9	5	13	29	
	DJ5/CJ5 ROADSTER	DJ5/CJ5 ROADSTER	7	0	0	1	2	3	
	SCRAMBLER	SCRAMBLER	1	0	0	0	0	0	
	WAGONEER/G. WAGONEER	GRAND WAGONEER	1	0	0	0	0	0	
	WAGONEER/G. WAGONEER	WAGONEER/G. WAGONEER	10	1	0	2	0	3	
MAZDA									
	B SER. LONG P/U 4X2	B SER. LONG P/U 4X2	13	4	1	0	3	8	
	B SER. STD P/U 4X2	B SER. STD P/U 4X2	19	4	4	3	4	15	
MITSUBISHI									
	PICKUP STD 4X4	PREM(SFX)	2	1	0	0	0	1	
OPEL/ISUZU									
	P/U LN 1/2T 4X2	P/U LN 1/2T 4X2	4	2	0	0	1	3	
	P/U SH 1/2T 4X2	P/U SH 1/2T 4X2	2	0	1	0	1	2	
	P/U SH 1/2T 4X4	P/U SH 1/2T 4X4	4	1	1	0	0	2	
PLYMOUTH TRUCK									
	SCAMP PICKUP	GT	1	0	0	0	0	0	
SUBARU									
	BRAT 4X4	GL	4	1	1	0	1	3	
	DL/GL 4D SEDAN	GL	16	2	4	2	4	12	
	DL/GL SW	GL	11	1	5	0	3	9	

Table B 12. Thefts and Recoveries of 1983 Model Year vehicles during calendar year 1985

Make	Series	Model	-----Number Recovered in 1985-----					Total
			Thefts	Intact	In-Whole	In-Part	Unknown	
MPVS								
SUBARU	DL/GL SW 4WD	GL	10	2	0	0	5	7
	DL/GL SW 4WD	GL TURBO	1	0	0	0	1	1
TOYOTA	P/U SH 1/2T 4X4	SR5 SPORT	42	1	7	8	4	20
	PICKUP LN 1/2T 4X4	DELUXE	17	2	4	2	2	10
	PICKUP LN 1/2T 4X4	SR5 SPORT	30	3	6	4	3	16
	PICKUP LONG 1/2T	DELUXE	21	9	2	2	3	16
	PICKUP LONG 1/2T	SR5 SPORT	10	4	1	3	0	8
	PICKUP LONG 3/4T	PICKUP LONG 3/4T	4	2	0	0	0	2
	PICKUP SH 1/2T 4X4	DELUXE	23	5	10	2	1	18
	PICKUP SHORT 1/2T	PICKUP SHORT 1/2T	20	5	3	2	0	10
VOLKSWAGEN	RABBIT PICKUP	RABBIT PICKUP	1	0	0	0	0	0
	VANAGON CAMPER	VANAGON CAMPER	2	0	0	0	0	0
		Subtotal:	1496	119	179	121	319	738
MOTORCYCLES								
HARLEY-DAVIDSON	FL	FLH POLICE DIX	1	0	0	0	1	1
	FX	FXWG-80	1	0	0	0	1	1
	FXR	FXRS-80	1	0	0	1	0	1
	XL	XLH	2	1	0	0	1	2
HONDA	MOTORCYCLE	MOTORCYCLE	55	18	14	2	20	54
KAWASAKI	MOTORCYCLE	MOTORCYCLE	5	2	1	0	1	4
SUZUKI	MOTORCYCLE	MOTORCYCLE	12	7	2	0	3	12
YAMAHA	MOTORCYCLE	MOTORCYCLE	10	4	5	0	1	10
		Subtotal	87	32	22	3	28	85
		Totals:	8546	912	1521	914	2487	5834

+ Series subject to the Theft Prevention Standard in 1988 only.

* Series also had passive anti-theft device in 1985-1986.

Table B 13. Thefts and Recoveries of 1986 Model Year vehicles during calendar year 1986

Make	Series	Model	-----Number Recovered in 1986-----					Total
			Thefts	Intact	In-Whole	In-Part	Condition Unknown	
UNMARKED ANCESTORS PASSENGER CARS								
UNMARKED ANCESTORS PASSENGER CARS								
ACURA	INTEGRA 4D	RS	1	0	1	0	0	1
ALFA ROMEO	SPIDER CONV	ROADSTER	2	0	2	0	0	2
AUDI	4000 4D	S	13	0	7	3	1	11
	GT COUPE 2D	GT COUPE 2D	2	0	1	0	0	1
BUICK	CENTURY 2D	CUSTOM	1	0	0	0	0	0
	CENTURY 4D	CUSTOM	43	2	20	7	7	36
	CENTURY 4D	LIMITED	42	7	20	6	4	37
	CENTURY SW	CUSTOM	2	0	1	0	0	1
	SKYHAWK 2D	CUSTOM	11	3	4	1	1	9
	SKYHAWK 2D	T TYPE	1	0	1	0	0	1
	SKYHAWK 4D	CUSTOM	5	2	2	1	0	5
	SKYHAWK 4D	LIMITED	1	1	0	0	0	1
	SKYLARK 4D	CUSTOM	14	3	8	0	2	13
	SOMERSET 2D	CUSTOM	6	1	4	0	0	5
	SOMERSET 2D	REGAL	21	3	12	3	0	18
	SOMERSET 2D	REGAL LIMITED	8	3	3	1	0	7
CADILLAC	BROUGHAM 4D	BROUGHAM 4D	70	10	29	18	6	63
	CIMARRON 4D	CIMARRON 4D	19	5	7	4	1	17
CHEVROLET	CAPRICE 2D	CLASSIC	10	0	5	1	0	8
	CAPRICE 4D	CAPRICE 4D	18	2	7	4	0	13
	CAPRICE 4D	CLASSIC	124	11	53	18	11	93
	CAPRICE SW	CLASSIC	36	1	18	7	3	29
	CAVALIER 2D	CAVALIER 2D	13	1	8	2	0	11
	CAVALIER 2D	CS	4	0	2	1	0	3
	CAVALIER 2D	RS	9	4	3	0	1	8
	CAVALIER 2D	TYPE 10	5	0	1	0	2	3
	CAVALIER 2D	Z24	57	5	33	8	1	47
	CAVALIER 4D	CAVALIER 4D	11	0	7	1	2	10
	CAVALIER 4D	CS	13	2	2	1	4	9
	CAVALIER 4D	RS	3	1	1	0	0	2
	CAVALIER CONV	RS	1	0	1	0	0	1
	CAVALIER SW	CAVALIER SW	3	0	2	0	1	3
	CELEBRITY 2D	CELEBRITY 2D	15	3	7	1	2	13
	CELEBRITY 4D	CELEBRITY 4D	101	12	57	8	8	85
	CELEBRITY SW	CELEBRITY SW	14	0	7	5	0	12
	CHEVETTE 2D	CHEVETTE 2D	16	3	6	1	2	12
	CHEVETTE 4D	CHEVETTE 4D	5	2	3	0	0	5
	MONTE CARLO 2D	MONTE CARLO 2D	435	47	199	86	24	356
	SPECTRUM 2D	SPECTRUM 2D	11	1	6	1	1	9
	SPECTRUM 4D	SPECTRUM 4D	43	8	26	2	3	39

Table B 13. Thefts and Recoveries of 1986 Model Year vehicles during calendar year 1986

Make	Series	Model	-----Number Recovered in 1986-----				Condition Unknown	Total
			Number of Thefts	Intact	In-Whole	In-Part		
UNMARKED ANCESTORS								
PASSENGER CARS								
CHEVROLET								
	SPRINT 2D	SPRINT 2D	9	2	4	0	1	7
	SPRINT 4D	PLUS	11	1	6	0	1	8
CHRY/PLYM/MITS								
	COLT 2D	DL	5	1	2	0	1	4
	COLT 2D	E	9	3	2	0	1	6
	COLT 4D	DL	5	0	3	1	0	4
	COLT 4D	PREMIER	3	0	1	0	0	1
CHRYSLER								
	NEW YORKER 4D (E BOD	NEW YORKER 4D (E BOD	11	0	7	0	0	7
DATSUN/NISSAN								
	200SX	200SX	22	8	7	3	0	18
	PULSAR 2D	XE	33	4	18	0	7	29
	SENTRA 2D	SENTRA 2D	46	8	20	3	2	33
	SENTRA 4D	SENTRA 4D	37	7	16	3	2	28
	SENTRA SW	SENTRA SW	6	1	4	1	0	6
	STANZA 4D	STANZA 4D	9	0	3	0	2	5
	STANZA SW	STANZA SW	7	1	5	1	0	7
DODGE								
	OMNI 4D	OMNI 4D	22	4	8	2	2	16
	OMNI 4D	SE	3	1	0	1	0	2
	OMNI/CHARGER 2D	2.2000000000	2	0	0	1	0	1
	OMNI/CHARGER 2D	OMNI/CHARGER 2D	14	1	7	0	2	10
	SHELBY CHARGER 2D	SHELBY CHARGER 2D	5	1	1	0	0	2
DODGE/MITSUBISHI								
	COLT 2D	DL	4	1	1	0	1	3
	COLT 2D	E	6	1	4	0	0	5
	COLT 4D	DL	3	0	2	0	0	2
	COLT 4D	PREMIER	1	0	0	0	0	0
FORD								
	ESCORT 2D	GT	20	5	6	3	3	17
	ESCORT 2D	L	53	7	33	3	4	47
	ESCORT 4D	L	33	5	15	2	5	27
	ESCORT SW	L	12	3	7	0	2	12
	EXP 2D	ESCORT EXP SPORT	7	1	3	0	1	5
	FORD LTD 2D	CROWN VICTORIA	1	1	0	0	0	1
	FORD LTD 4D	CROWN VICTORIA	14	1	3	2	0	6
	FORD LTD SW	COUNTRY SQUIRE	1	0	1	0	0	1
	LTD 4D	LTD 4D	4	0	1	0	1	2
	LTD SW	LTD SW	4	0	1	1	1	3
	TAURUS 4D	L	20	2	5	4	4	15
	TEMPO 2D	GL	12	1	3	3	2	9
	TEMPO 2D	LX	2	0	0	0	1	1
	TEMPO 4D	GL	25	7	15	1	0	23
	TEMPO 4D	LX	6	1	4	0	0	5
HONDA								
	ACCORD 4D	ACCORD 4D	12	1	5	2	0	8
	ACCORD 4D	LX	26	10	10	0	1	21
	ACCORD 4D	LXI	11	3	5	1	1	10
	ACCORD LX 2D	LXI	9	5	4	0	0	9

Table B 13. Thefts and Recoveries of 1986 Model Year vehicles during calendar year 1986

Make	Series	Model	Number				Condition		Total
			Thefts	Intact	In-Whole	In-Part	Unknown		
-----Number Recovered in 1986-----									
UNMARKED ANCESTORS									
PASSENGER CARS									
HONDA									
	CIVIC CVCC 3D	CIVIC CVCC 3D	7	1	4	1	0	6	
	CIVIC CVCC 3D	DX	6	1	3	0	0	4	
	CIVIC CVCC 3D	SI	10	4	3	1	0	8	
	CIVIC CVCC 4D	CIVIC CVCC 4D	24	6	12	1	3	22	
	CIVIC CVCC/CRX 2D	CRX	3	0	2	0	0	2	
	CIVIC CVCC/CRX 2D	CRX 1.5	24	3	12	0	1	16	
	CIVIC CVCC/CRX 2D	CRX HF	8	1	4	0	0	5	
	PRELUDE	PRELUDE	17	5	2	3	2	12	
	PRELUDE	SI	15	2	9	0	1	12	
HYUNDAI									
	EXCEL 2D	EXCEL 2D	3	0	2	0	0	2	
	EXCEL 4D	GL	25	1	12	2	2	17	
	EXCEL 4D	GLS	13	2	8	1	0	11	
MAZDA									
	323 2D	323 2D	8	1	4	2	0	7	
	323 4D	323 4D	39	5	26	6	1	38	
MERCURY									
	LYNX 2D	L	6	0	5	1	0	6	
	LYNX 4D	L	4	1	2	0	0	3	
	LYNX SW	L	2	1	1	0	0	2	
	MARQUIS 4D	MARQUIS 4D	3	0	1	1	0	2	
	MARQUIS/GRAND MARQUI	COLONY PARK	4	0	2	0	0	2	
	MARQUIS/GRAND MARQUI	GRAND MARQUIS	63	1	3	1	3	8	
	SABLE 4D	SABLE 4D	14	2	4	2	2	10	
	TOPAZ 2D	GS	1	0	0	0	0	0	
	TOPAZ 4D	GS	4	1	2	0	1	4	
MITSUBISHI									
	MIRAGE 2D	HIGH/PREM(L/LS)	2	0	2	0	0	2	
	MIRAGE 2D	LOW(S)	6	1	2	1	1	5	
	MIRAGE 2D	MEDIUM	4	1	3	0	0	4	
OLDSMOBILE									
	CALAIS 2D	CALAIS 2D	35	5	22	4	1	32	
	CALAIS 2D	SUPREME	22	6	8	0	1	15	
	CALAIS 4D	CALAIS 4D	21	4	10	2	3	19	
	CALAIS 4D	SUPREME	12	0	6	4	0	10	
	CUST. CRUISER SW	CUST. CRUISER SW	23	1	11	6	4	22	
	FIRENZA 2D	FIRENZA 2D	7	2	3	1	0	6	
	FIRENZA 4D	FIRENZA 4D	4	0	2	0	0	2	
OPEL/ISUZU									
	I-MARK 2D FWD	I-MARK 2D FWD	3	0	1	0	1	2	
	I-MARK 4D FWD	I-MARK 4D FWD	5	4	1	0	0	5	
PLYMOUTH									
	HORIZON 2D	TURISMO	12	4	5	1	1	11	
	HORIZON 2D	TURISMO 2.2	2	1	0	0	0	1	
	HORIZON 4D	HORIZON 4D	24	8	9	1	3	21	
	HORIZON 4D	SE	3	1	0	0	0	1	

Table B 13. Thefts and Recoveries of 1986 Model Year vehicles during calendar year 1986

Make	Series	Model	Number of				Condition		Total
			Thefts	Intact	In-Whole	In-Part	Unknown		
-----Number Recovered in 1986-----									
UNMARKED ANCESTORS									
PASSENGER CARS									
PONTIAC									
	6000 2D	6000 2D	1	0	0	0	1	1	
	6000 4D	6000 4D	25	2	12	3	5	22	
	6000 4D	LE	28	2	14	7	3	26	
	6000 4D	SE	6	0	2	3	1	6	
	6000 4D	STE	36	2	18	9	3	32	
	6000 SW	6000 SW	1	1	0	0	0	1	
	6000 SW	LE	1	0	0	0	1	1	
	GRAND AM 2D	GRAND AM 2D	37	2	18	4	4	28	
	GRAND AM 2D	LE	37	2	21	5	2	30	
	GRAND AM 2D	SE	23	1	15	6	0	22	
	GRAND AM 4D	GRAND AM 4D	38	4	20	5	2	31	
	GRAND AM 4D	LE	37	5	21	8	3	37	
	GRAND AM 4D	SE	16	1	7	4	3	15	
	J2000/2000 2D	SUNBIRD GT	18	3	8	3	1	15	
	J2000/2000 2D	SUNBIRD SE	16	2	7	1	1	11	
	J2000/2000 4D	SUNBIRD	14	2	7	2	2	13	
	J2000/2000 4D	SUNBIRD GT	2	0	1	1	0	2	
	PARISIENNE 4D	BROUGHAM	38	4	19	11	1	35	
	PARISIENNE 4D	PARISIENNE 4D	12	1	6	3	2	12	
	PARISIENNE SW	PARISIENNE SW	13	0	8	1	2	11	
	T1000/1000 2D	T1000/1000 2D	4	1	1	1	0	3	
	T1000/1000 4D	T1000/1000 4D	3	1	0	0	1	2	
PORSCHÉ									
	944 COUPE	944 COUPE	14	6	8	0	0	14	
	944 COUPE	TURBO	5	2	1	0	1	4	
RENAULT/EAGLE									
	ALLIANCE 2D	ALLIANCE 2D	4	2	1	0	0	3	
	ALLIANCE 2D	L	1	0	0	0	0	0	
	ALLIANCE 4D	ALLIANCE 4D	3	0	0	1	2	3	
	ALLIANCE 4D	DL	4	1	2	0	0	3	
	ALLIANCE 4D	L	3	0	2	0	0	2	
SAAB									
	SAAB 9000 4D	TURBO	1	0	1	0	0	1	
TOYOTA									
	COROLLA TERCEL 2D	COROLLA TERCEL 2D	15	4	3	2	2	11	
	COROLLA TERCEL 2D	DELUXE	6	2	2	0	1	5	
	COROLLA TERCEL 4D	DELUXE	3	1	0	1	0	2	
	TERCEL SW 2WD	DELUXE	5	0	4	0	0	4	
VOLKSWAGEN									
	GOLF 2D	GOLF 2D	7	4	0	1	0	5	
	GOLF 4D	GOLF 4D	9	0	5	0	2	7	
	GTI 2D	GTI 2D	17	3	9	2	0	14	
	JETTA 2D	JETTA 2D	5	1	4	0	0	5	
	JETTA SEDAN	GLI	13	2	5	1	1	9	
	JETTA SEDAN	JETTA SEDAN	45	11	18	6	3	38	
	QUANTUM 4D	QUANTUM 4D	7	0	1	0	0	1	
	QUANTUM SW	GL	1	0	0	0	0	0	

Table B 13. Thefts and Recoveries of 1986 Model Year vehicles during calendar year 1986

Make	Series	Model	Number Recovered in 1986				Condition Unknown	Total
			Thefts	Intact	In-Whole	In-Part		
UNMARKED ANCESTORS PASSENGER CARS								
VOLVO								
	240 4D	DL/GL	10	1	5	0	2	8
	240 SW	DL/GL	1	0	0	0	0	0
	760/740 4D	740 GLE	4	1	1	1	0	3
	760/740 SW	740 GLE	2	0	2	0	0	2
YUGO								
	YUGO 2D	GV	31	2	12	3	2	19
		Subtotal:	2864	396	1317	366	220	2299
MARKED ANCESTORS PASSENGER CARS								
ACURA								
	LEGEND 4D	LEGEND 4D	2	1	0	0	0	1
BMW								
	325/325 E 4D	325/325 E 4D	13	7	2	1	1	11
	325/325 E/325 ES 2D	325/325 E/325 ES 2D	22	5	9	1	1	16
	524 TD 4D	524 TD 4D	1	0	0	0	0	0
	528 E 4D	528 E 4D	1	0	0	0	0	0
	535 I/535 IS 4D	535 I/535 IS 4D	1	0	0	0	1	1
BUICK								
	ELECTRA 2D FWD	PARK AVE.	1	0	0	0	0	0
	ELECTRA 4D FWD	ELECTRA 4D FWD	5	1	3	1	0	5
	ELECTRA 4D FWD	PARK AVE.	53	5	21	15	4	45
	ELECTRA 4D FWD	T TYPE	4	0	2	2	0	4
	ELECTRA SW RWD	ESTATE	4	0	4	0	0	4
	LESABRE 4D	CUSTOM	4	2	1	1	0	4
	LESABRE 4D	LIMITED	17	0	9	4	2	15
	LESABRE SW	ESTATE	15	1	7	4	0	12
	+REGAL 2D RWD	LIMITED	106	9	50	16	8	83
	+REGAL 2D RWD	REGAL 2D RWD	89	8	41	12	10	71
	+REGAL 2D RWD	T TYPE	34	4	11	5	0	20
	RIVIERA 2D	RIVIERA 2D	3	0	1	1	0	2
CADILLAC								
	DEVILLE 2D FWD	DEVILLE 2D FWD	47	3	26	10	1	40
	DEVILLE 4D FWD	DEVILLE 4D FWD	123	14	49	30	8	101
	ELDORADO 2D	ELDORADO 2D	5	3	0	1	0	4
	SEVILLE 4D	SEVILLE 4D	4	1	1	0	0	2
CAPRI/MERKUR								
	XR4TI 2D	XR4TI 2D	3	1	2	0	0	3
CHEVROLET								
	CAMARO	BERLINETTA	1	0	1	0	0	1
	CAMARO	Z28	1021	97	497	219	37	850
	NOVA 4D	NOVA 4D	80	11	54	2	8	75
CHRYSLER								
	LASER 2D	LASER 2D	5	1	2	0	0	3
	LASER 2D	XE	9	2	5	1	1	9
	LEBARON 2D	LEBARON 2D	6	2	2	0	2	6
	LEBARON 2D CONV	LEBARON 2D CONV	12	4	5	1	1	11

Table B 13. Thefts and Recoveries of 1986 Model Year vehicles during calendar year 1986

Make	Series	Model	-----Number Recovered in 1986-----				Condition Unknown	Total
			Thefts	Intact	In-Whole	In-Part		
MARKED ANCESTORS PASSENGER CARS								
CHRYSLER								
	LEBARON 4D	LEBARON 4D	16	3	7	0	3	13
	LEBARON GTS 4D	LEBARON GTS 4D	22	4	11	3	2	20
	NEW YORKER 4D RWD	5TH AVE. EDITION	50	6	23	5	5	39
DODGE								
	600 2D	600 2D	1	0	1	0	0	1
	600 2D CONV.	600 2D CONV.	6	1	2	1	0	4
	ARIES 2D	ARIES 2D	2	0	1	0	1	2
	ARIES 2D	SPECIAL EDITION	4	1	1	0	1	3
	ARIES 4D	SPECIAL EDITION	11	3	5	0	1	9
	DAYTONA 2D	DAYTONA 2D	11	1	4	2	1	8
	DAYTONA 2D	TURBO	15	1	8	2	2	13
	DIPLOMAT 4D	SE	1	0	0	1	0	1
	LANCER 4D	ES	15	3	10	1	1	15
	LANCER 4D	LANCER 4D	15	4	6	2	0	12
FORD								
	MUSTANG	LX	57	10	19	7	3	39
	MUSTANG	MUSTANG	35	8	13	3	1	25
	MUSTANG CONV	LX	15	4	2	2	1	9
	THUNDERBIRD 2D	THUNDERBIRD 2D	48	6	13	12	5	36
JAGUAR								
	XJ-S 2D	XJ-S 2D	4	1	1	0	0	2
	XJ6	VDP	5	1	1	0	1	3
	XJ6	XJ6	3	1	2	0	0	3
LINCOLN								
	CONTINENTAL 4D	CONTINENTAL 4D	7	0	4	0	0	4
	LINCOLN CONT. 4D	TOWN CAR	38	4	16	5	1	26
	MARK VII 2D	MARK VII 2D	12	1	4	0	0	5
MAZDA								
	626 SEDAN	626 SEDAN	82	12	53	3	8	76
	+626/MX-6 2D	626/MX-6 2D	24	5	11	1	3	20
MERCEDES BENZ								
	190 E 4D	2.3L	4	1	1	0	0	2
	190 E 4D	2.3L 16V	1	0	0	0	0	0
	300 E 4D	300 E 4D	3	0	1	0	2	3
	420 SEL 4D	420 SEL 4D	4	2	1	0	0	3
	560 SEL 4D	560 SEL 4D	3	1	1	0	1	3
	560 SL CONV	ROADSTER	9	2	1	1	1	5
MERCURY								
	+CAPRI	CAPRI	10	1	4	3	0	8
	COUGAR 2D	COUGAR 2D	39	8	12	1	0	21
MITSUBISHI								
	CORDIA 2D	HIGH/PREM(L/LS)	5	1	1	1	0	3
	TREDIA 4D	HIGH/PREM(L/LS)	11	0	10	0	0	10
OLDSMOBILE								
	98 2D FWD	REGENCY BROUGHAM	3	0	2	0	0	2
	98 4D FWD	REGENCY	13	0	7	2	1	10
	98 4D FWD	REGENCY BROUGHAM	51	4	24	8	3	39
	+CIERA 2D	CIERA BROUGHAM	2	0	2	0	0	2
	+CIERA 2D	CIERA LS	3	0	1	0	0	1

Table B 13. Thefts and Recoveries of 1986 Model Year vehicles during calendar year 1986

Make	Series	Model	Number Recovered in 1986					Total
			Thefts	Intact	In-Whole	In-Part	Unknown	
MARKED ANCESTORS PASSENGER CARS								
OLDSMOBILE								
	+CIERA 4D	CIERA BROUGHAM	68	9	26	9	8	52
	+CIERA 4D	LS	51	5	27	6	6	44
	+CUTLASS 2D	CUTLASS SUPREME	171	15	89	20	17	141
	+CUTLASS 2D	SALON	31	0	16	5	2	23
	+CUTLASS 2D	SUPREME BROUGHAM	165	12	70	35	13	130
	+CUTLASS 4D	CUTLASS SUPREME	20	1	13	1	0	15
	+CUTLASS 4D	SUPREME BROUGHAM	18	1	11	1	1	14
	+CUTLASS SW	CRUISER	9	2	3	1	1	7
	DELTA-88 2D	ROYALE	1	0	0	1	0	1
	DELTA-88 2D	ROYALE BROUGHAM	14	1	8	2	1	12
	DELTA-88 4D	ROYALE	22	1	15	5	0	21
	DELTA-88 4D	ROYALE BROUGHAM	37	4	15	9	3	31
PLYMOUTH								
	CARAVELLE 4D	CARAVELLE 4D	1	0	0	1	0	1
	GRAN FURY 4D	SALON	3	0	1	0	1	2
	RELIANT 4D	LE	2	0	0	0	0	0
	RELIANT 4D	RELIANT 4D	2	1	0	0	0	1
	RELIANT 4D	SPECIAL EDITION	17	7	4	1	2	14
PONTIAC								
	BONNEVILLE 4D	BONNEVILLE 4D	20	1	7	4	1	13
	BONNEVILLE 4D	BROUGHAM	8	0	3	0	0	3
	FIERO 2D	FIERO 2D	8	1	1	2	2	6
	FIERO 2D	GT	21	0	14	3	1	18
	FIERO 2D	SE	79	11	37	14	3	65
	FIERO 2D	SPORT	50	9	27	3	3	42
	FIREBIRD	FIREBIRD	186	12	108	28	11	159
	FIREBIRD	SE	8	1	4	2	0	7
	FIREBIRD	TRANS/AM	329	23	166	72	12	273
	+GRAND PRIX	BROUGHAM	6	0	5	1	0	6
	+GRAND PRIX	GRAND PRIX	48	6	20	6	3	35
	+GRAND PRIX	LE	33	0	13	10	1	24
PORSCHE								
	911 COUPE	911 COUPE	3	0	2	1	0	3
	911 COUPE	TURBO	2	0	0	0	0	0
	911 TARGA/CABRIOLET	911 TARGA/CABRIOLET	7	0	1	2	0	3
	928 COUPE	928 COUPE	1	1	0	0	0	1
SAAB								
	SAAB 900 2D	SAAB 900 2D	5	1	4	0	0	5
	SAAB 900 2D	TURBO	5	1	3	1	0	5
	SAAB 900 4D	SAAB 900 4D	3	1	1	0	0	2
SUBARU								
	HARDTOP/XT 2D	GL	5	2	2	1	0	5
	HARDTOP/XT 2D	GL-10 TURBO	1	0	1	0	0	1
	XT 2D (2 SEAT)	DL	1	0	0	1	0	1
TOYOTA								
	CAMRY 4D	DELUXE	78	11	48	7	2	68
	CAMRY 4D	LE (LUX. EDN)	70	11	38	4	7	60
	CELICA	GT	24	9	9	1	2	21
	CELICA	GT-S	15	4	5	3	1	13

Table B 13. Thefts and Recoveries of 1986 Model Year vehicles during calendar year 1986

Make	Series	Model	-----Number Recovered in 1986-----					Total
			Number of Thefts	Intact	In-Whole	In-Part	Condition Unknown	
MARKED ANCESTORS PASSENGER CARS								
TOYOTA								
	COROLLA 2D	GT-S	10	2	3	1	2	8
	COROLLA 2D	SR5 SPORT	24	4	10	4	2	20
	COROLLA SEDAN	DELUXE	60	10	36	5	4	55
	COROLLA SEDAN	LE (LUX. EDN)	36	10	19	0	3	32
	MR2	MR2	71	20	35	4	2	61
VOLKSWAGEN								
	+CABRIOLET CONV.	CABRIOLET CONV.	16	2	7	5	0	14
	+RABBIT SEDAN	L	1	0	1	0	0	1
	SCIROCCO	SCIROCCO	9	2	3	0	0	5
		Subtotal:	4226	496	2022	675	250	3443
ANTI-THEFT EXEMPT ANCESTORS PASSENGER CARS								

AUDI								
	5000 4D	CS	2	0	1	0	0	1
	5000 4D	S	11	0	4	2	0	6
	5000 SW	S	1	0	1	0	0	1
BMW								
	*735 I 4D	735 I 4D	2	0	0	0	0	0
CHEVROLET								
	*CORVETTE	CORVETTE	53	11	13	4	5	33
	*CORVETTE CONV	CORVETTE CONV	11	3	2	3	0	8
CHRY/PLYM/MITS								
	CONQUEST 2D	CONQUEST 2D	1	0	1	0	0	1
DATSUN/NISSAN								
	*240/260/280/300	300 ZX	45	10	12	3	1	26
	*240/260/280/300 2+2	300 ZX	19	4	2	1	1	8
	*810/MAXIMA SEDAN	810/MAXIMA SEDAN	41	10	12	1	2	25
DODGE/MITSUBISHI								
	CONQUEST 2D	CONQUEST 2D	2	0	0	0	0	0
MAZDA								
	RX-7 COUPE	RX-7 COUPE	43	7	17	5	3	32
MITSUBISHI								
	GALANT 4D	HIGH/PREM(L/LS)	24	3	13	3	1	20
	STARION 2D	HIGH/PREM(L/LS)	10	1	2	1	2	6
OPEL/ISUZU								
	IMPULSE 2D	IMPULSE 2D	4	3	1	0	0	4
TOYOTA								
	*CELICA SUPRA	CELICA SUPRA	30	1	14	4	1	20
	*CRESSIDA 4D	LE (LUX. EDN)	24	4	8	0	1	13
	*SUPRA 2D	SUPRA 2D	6	3	1	1	0	5
		Subtotal:	329	60	104	28	17	209
		Passenger Total:	7419	952	3443	1069	487	5951

Table B 13. Thefts and Recoveries of 1986 Model Year vehicles during calendar year 1986

Make	Series	Model	Number				Condition		Total
			Thefts	Intact	In-Whole	In-Part	Unknown		
-----Number Recovered in 1986-----									
MPVS									
TOYOTA									
MPVS									
CHEVROLET TRUCK									
	10 PICKUP 1/2T	10 PICKUP 1/2T	436	27	92	84	14		217
	10 PICKUP 1/2T 4X4	4WD	110	8	22	16	0		46
	20 CREW C P/U 3/4T	BONUS/CREW CAB	1	1	0	0	0		1
	20 PICKUP 3/4T	20 PICKUP 3/4T	30	2	7	4	1		14
	20 PICKUP 3/4T 4X4	4WD	30	0	5	7	0		12
	30 CHASSIS CAB 1T	30 CHASSIS CAB 1T	2	0	0	0	1		1
	30 CREW C P/U 1T	BONUS CREW CAB	17	1	4	2	0		7
	30 CREW C P/U 1T 4X4	BONUS/CREW CAB 4WD	3	0	0	1	0		1
	30 PICKUP 1T	30 PICKUP 1T	6	1	0	1	0		2
	30 PICKUP 1T 4X4	4WD	2	0	0	1	0		1
	ASTRO CARGO VAN	INCOMPLETE	1	0	1	0	0		1
	ASTRO CARGO VAN	TRUCK	9	3	3	0	1		7
	ASTRO VAN	MPV	18	1	14	1	1		17
	BLAZER 1/2T 4X4	4WD	52	2	19	5	1		27
	CHEVYVAN 1/2T	CHEVYVAN 1/2T	7	0	4	1	1		6
	CHEVYVAN 1/2T	INCOMPLETE	1	0	0	0	0		0
	CHEVYVAN 1T	CHEVYVAN 1T	4	1	2	1	0		4
	CHEVYVAN 3/4T	CHEVYVAN 3/4T	24	1	8	2	2		13
	CHEVYVAN 3/4T	INCOMPLETE	56	2	22	13	4		41
	EL CAMINO	EL CAMINO	17	6	6	1	0		13
	S10 BLAZER	S10 BLAZER	25	2	10	6	0		18
	S10 PICKUP	S10 PICKUP	29	4	8	5	4		21
	SPORTVAN 3/4T	SPORTVAN 3/4T	5	0	1	2	0		3
	SUBURBAN 1/2T	SUBURBAN 1/2T	60	8	11	17	1		37
	SUBURBAN 1/2T	TRUCK	2	0	0	2	0		2
	SUBURBAN 1/2T 4X4	4WD	12	1	4	1	2		8
	SUBURBAN 3/4T	SUBURBAN 3/4T	3	0	0	0	0		0
	SUBURBAN 3/4T 4X4	4WD	4	0	1	0	0		1
	T10 BLAZER 4X4	4WD	63	5	35	7	4		51
	T10 PICKUP 4X4	4WD	3	0	1	1	0		2
DATSUN/NISSAN									
	KING CAB P/U 4X2	KING CAB P/U 4X2	34	6	14	5	3		28
	KING CAB P/U 4X4	KING CAB P/U 4X4	18	3	6	3	0		12
	P/U KING C 4X2	P/U KING C 4X2	2	0	1	0	0		1
	P/U KING C 4X4	P/U KING C 4X4	2	0	0	1	0		1
	P/U KING X 4X4	SE	5	0	2	0	0		2
	P/U SHORT 4X2	P/U SHORT 4X2	21	8	7	1	0		16
	P/U SHORT 4X4	P/U SHORT 4X4	1	0	0	1	0		1
	PICKUP LONG 4X2	PICKUP LONG 4X2	9	2	5	2	0		9
	PICKUP SHORT 4X2	PICKUP SHORT 4X2	162	36	72	31	7		146
	PICKUP SHORT 4X4	PICKUP SHORT 4X4	18	5	5	0	1		11
DODGE TRUCK									
	B150 VAN TRK/1NC	TRUCK	3	0	1	0	0		1
	B250 VAN TRK/1NC	INCOMPLETE	14	3	8	1	0		12
	B250 VAN TRK/1NC	TRUCK	7	1	3	0	1		5
	B350 VAN MPV	BUS	2	0	1	0	0		1

Table B 13. Thefts and Recoveries of 1986 Model Year vehicles during calendar year 1986

Make	Series	Model	Number				Condition	
			Thefts	Intact	In-Whole	In-Part	Unknown	Total
-----Number Recovered in 1986-----								
MFVS								
DODGE TRUCK								
	CARAVAN WAGON	CARAVAN WAGON	6	0	3	0	0	3
	CARAVAN WAGON	LE	12	1	3	5	2	11
	CARAVAN WAGON	SE	1	0	0	0	0	0
	D100/D150 PICKUP	CONVENTIONAL CAB	16	2	5	1	0	8
	D250 PICKUP	CONVENTIONAL CAB	1	0	1	0	0	1
	MINI RAM VAN	MINI RAM VAN	1	1	0	0	0	1
	RAM50/D50 P/U SH 4X2	RAM50/D50 P/U SH 4X2	14	4	3	0	1	8
	RAM50/D50 P/U SH 4X2	ROYAL	8	4	3	1	0	8
	RAM50/D50 P/U SH 4X4	RAM50/D50 P/U SH 4X4	5	0	4	0	0	4
	RAM50/D50 P/U SH 4X4	ROYAL	2	0	0	0	1	1
	W100/W150 PICKUP	CONVENTIONAL CAB	9	1	0	0	1	2
	W250 PICKUP	CONVENTIONAL CAB	2	0	1	0	1	2
DODGE/MITSUBISHI								
	COLT VISTA SW	VISTA	3	0	2	1	0	3
FORD TRUCK								
	AEROSTAR CARGO VAN	CARGO VAN	1	0	0	0	0	0
	AEROSTAR CARGO VAN	WINDOW VAN	1	0	0	0	0	0
	AEROSTAR VAN	WINDOW WAGON	5	1	2	1	0	4
	BRONCO	4WD	37	2	2	3	1	8
	BRONCO II 4X4	BRONCO II 4X4	35	5	13	2	2	22
	E150 ECONO CARGO VAN	CARGO VAN	38	3	9	4	3	19
	E250 ECONO CARGO VAN	CARGO VAN	2	0	1	0	0	1
	E250 ECONO CARGO VAN	SUPER CARGO VAN	1	0	0	0	0	0
	F150 PICKUP 4X2	F150 PICKUP 4X2	79	10	13	5	3	31
	F150 PICKUP 4X4	4WD	36	4	7	1	0	12
	F150 SUPER P/U 4X2	SUPER PICKUP 4X2	35	6	4	3	3	16
	F250 PICKUP 4X2	F250 PICKUP 4X2	18	5	5	2	0	12
	F250 PICKUP 4X4	4WD	20	0	6	1	0	7
	F250 SUPER P/U 4X2	SUPER PICKUP 4X2	19	3	0	1	0	4
	F250 SUPER P/U 4X4	SUPER PICKUP 4X4	4	0	1	1	0	2
	F350 CREW C P/U 4X2	CREW CAB	4	1	1	0	0	2
	F350 PICKUP 4X2	F350 PICKUP 4X2	2	0	0	0	0	0
	RANGER PICKUP 4X2	RANGER PICKUP 4X2	27	2	10	0	4	16
	RANGER PICKUP 4X4	4WD	25	3	11	1	1	16
	RANGER SUPER P/U 4X2	SUPER CAB	14	4	4	1	0	9
	RANGER SUPER P/U 4X4	SUPER CAB	4	1	2	0	0	3
GMC TRUCK								
	1500 PICKUP 1/2T	1500 PICKUP 1/2T	87	9	17	17	1	44
	1500 PICKUP 1/2T 4X4	4WD	21	0	7	3	1	11
	2500 PICKUP 3/4T	2500 PICKUP 3/4T	5	1	1	1	0	3
	2500 PICKUP 3/4T 4X4	4WD	10	0	0	2	0	2
	3500 CREW C P/U 1T	CREW/BONUS CAB	5	0	1	0	1	2
	3500 PICKUP 1T	3500 PICKUP 1T	2	0	0	0	0	0
	3500 PICKUP 1T 4X4	4WD	1	0	0	1	0	1
	CABALLERO	CABALLERO	1	0	0	1	0	1
	JIMMY 1/2T 4X4	4WD	9	0	2	2	0	4
	S15 JIMMY	S15 JIMMY	4	0	1	0	0	1
	S15 PICKUP	S15 PICKUP	3	0	1	0	0	1
	SAFARI CARGO VAN	TRUCK	3	0	2	0	0	2
	SAFARI VAN	MPV	2	0	0	1	0	1

Table B 13. Thefts and Recoveries of 1986 Model Year vehicles during calendar year 1986

Make	Series	Model	Number Recovered in 1986					Total
			Thefts	Intact	In-Whole	In-Part	Condition Unknown	
MPVS								
GMC TRUCK								
	SUBURBAN 1/2T	SUBURBAN 1/2T	20	0	6	4	2	12
	SUBURBAN 1/2T 4X4	4WD	4	0	2	1	0	3
	SUBURBAN 3/4T	SUBURBAN 3/4T	1	0	0	0	0	0
	T15 JIMMY 4X4	4WD	29	3	13	4	3	23
	T15 PICKUP 4X4	T15 PICKUP 4X4	4	0	1	0	1	2
	VANDURA 3/4T	INCOMPLETE	12	0	9	2	0	11
	VANDURA 3/4T	VANDURA 3/4T	1	0	1	0	0	1
JEEP								
	CHEROKEE 4X2	CHEROKEE 4X2	4	0	3	1	0	4
	CHEROKEE 4X4	CHEROKEE 4X4	44	5	21	2	2	30
	CJ-7 ROADSTER	CJ-7 ROADSTER	35	3	4	9	4	20
	COMANCHE 4X2 LONG	CUSTOM	3	0	2	0	0	2
	COMANCHE 4X4 LONG	CUSTOM	7	0	4	1	0	5
	WAGONEER	WAGONEER	9	1	5	0	0	6
	WAGONEER/G. WAGONEER	GRAND WAGONEER	9	2	2	1	2	7
MAZDA								
	B SER. LONG P/U 4X2	B SER. LONG P/U 4X2	32	7	17	0	2	26
	B SER. STD P/U 4X2	B SER. STD P/U 4X2	76	13	42	6	4	65
MITSUBISHI								
	MONTERO 4X4	SPORT	3	0	1	1	1	3
	PICKUP STD 4X2	LOW(S)	12	3	4	3	0	10
	PICKUP STD 4X4	LOW(S)	3	0	1	0	1	2
OPEL/ISUZU								
	P/U LN 1/2T 4X2	P/U LN 1/2T 4X2	6	1	2	1	0	4
	P/U SH 1/2T 4X2	P/U SH 1/2T 4X2	26	7	13	2	0	22
	TROOPER II 4X4	TROOPER II 4X4	17	4	6	1	1	12
PLYMOUTH TRUCK								
	VOYAGER WAGON	LE	8	1	2	3	0	6
	VOYAGER WAGON	SE	9	0	4	1	2	7
SUBARU								
	DL/GL 2D	GL	2	0	0	1	1	2
	DL/GL 4D SEDAN	GL	14	3	3	2	3	11
	DL/GL 4D SEDAN	GL-10 TURBO	2	1	0	0	0	1
SUZUKI								
	SAMURAI 4X4	OPEN TOP	8	1	4	2	0	7
	SAMURAI VAN 4X4	VAN	1	1	0	0	0	1
TOYOTA								
	4RUNNER PICKUP	4RUNNER PICKUP	28	10	11	3	0	24
	4RUNNER WAGON	SR5	19	5	5	1	0	11
	CARGO VAN 4X2	CARGO VAN 4X2	15	5	6	1	2	14
	P/U SH 1/2T 4X4	SR5 SPORT	6	1	0	3	0	4
	P/U X CAB 1/2T 4X4	DELUXE	29	2	11	1	1	15
	P/U X CAB 1/2T 4X4	SR5 SPORT	36	9	7	4	1	21
	P/U X CAB LN 1/2T	DELUXE	21	6	11	1	1	19
	P/U XTRA CAB 1/2T	SR5 SPORT	14	2	7	2	0	11
	PICKUP LN 1/2T 4X4	DELUXE	26	3	11	3	0	17
	PICKUP LN 1/2T 4X4	SR5 SPORT	9	3	2	1	0	6
	PICKUP LONG 1/2T	DELUXE	17	3	9	2	0	14
	PICKUP LONG 1/2T	PICKUP LONG 1/2T	20	5	13	0	0	18
	PICKUP LONG 1/2T	SR5 SPORT	5	2	2	0	0	4

Table B 13. Thefts and Recoveries of 1986 Model Year vehicles during calendar year 1986

Make	Series	Model	-----Number Recovered in 1986-----					Total
			Number of Thefts	Intact	In-Whole	In-Part	Condition Unknown	
MPVS								
TOYOTA								
	PICKUP LONG 3/4T	PICKUP LONG 3/4T	6	2	3	0	1	6
	PICKUP SH 1/2T 4X4	PICKUP SH 1/2T 4X4	74	5	29	10	0	44
	PICKUP SHORT 1/2T	PICKUP SHORT 1/2T	110	33	39	16	3	91
	VAN 4X2	DELUXE	7	1	1	2	1	5
	VAN 4X2	LE (LUX. EDN)	24	8	8	1	2	19
		Subtotal:	2837	374	900	387	116	1777
MOTORCYCLES								

HARLEY-DAVIDSON								
	MOTORCYCLE	MOTORCYCLE	49	3	0	5	0	8
HONDA								
	MOTORCYCLE	MOTORCYCLE	112	12	0	22	0	34
KAWASAKI								
	MOTORCYCLE	MOTORCYCLE	103	12	6	24	0	42
SUZUKI								
	MOTORCYCLE	MOTORCYCLE	65	4	3	9	0	16
YAMAHA								
	MOTORCYCLE	MOTORCYCLE	60	10	3	10	0	23
		Subtotal:	389	41	12	70	0	123
		Totals:	10855	1378	4386	1593	618	7975

+ Series subject to the Theft Prevention Standard in 1988 only.

* Series also had passive anti-theft device in 1985-1986.

Table B 14. Thefts and Recoveries of 1985 Model Year vehicles during calendar year 1986

Make	Series	Model	Number				Condition	
			Thefts	Intact	In-Whole	In-Part	Unknown	Total
-----Number Recovered in 1986-----								
UNMARKED ANCESTORS								
PASSENGER CARS								

UNMARKED ANCESTORS								
PASSENGER CARS								
ALFA ROMEO								
	SPIDER CONV	ROADSTER	5	0	0	0	1	1
AUDI								
	4000 4D	S	10	1	2	2	4	9
	GT COUPE 2D	GT COUPE 2D	4	0	3	0	0	3
BUICK								
	CENTURY 2D	CUSTOM	2	0	1	0	0	1
	CENTURY 4D	CUSTOM	52	3	23	7	5	38
	CENTURY 4D	LIMITED	71	12	27	10	3	52
	CENTURY SW	CUSTOM	4	0	3	1	0	4
	CENTURY SW	ESTATE	2	1	1	0	0	2
	SKYHAWK 2D	CUSTOM	23	4	13	1	0	18
	SKYHAWK 2D	T TYPE	2	0	1	0	0	1
	SKYHAWK 4D	CUSTOM	11	0	6	3	0	9
	SKYHAWK 4D	LIMITED	1	0	1	0	0	1
	SKYLARK 4D	CUSTOM	19	0	12	0	5	17
	SKYLARK 4D	LIMITED	5	1	2	2	0	5
	SOMERSET 2D	CUSTOM	2	0	2	0	0	2
	SOMERSET 2D	REGAL	31	2	12	4	2	20
	SOMERSET 2D	REGAL LIMITED	19	4	7	1	3	15
CADILLAC								
	BROUGHAM 2D	BROUGHAM 2D	19	0	10	4	1	15
	BROUGHAM 4D	BROUGHAM 4D	129	8	54	29	11	102
	CIMARRON 4D	CIMARRON 4D	16	2	6	4	1	13
	FLEETWOOD/DEVILLE 4D	FLEETWOOD/DEVILLE 4D	76	5	31	13	5	54
CHEVROLET								
	CAPRICE 2D	CLASSIC	9	2	3	1	1	7
	CAPRICE 4D	CAPRICE 4D	11	0	1	2	2	5
	CAPRICE 4D	CLASSIC	138	7	61	25	12	105
	CAPRICE SW	CLASSIC	42	4	16	8	6	34
	CAVALIER 2D	RS	45	5	20	1	5	31
	CAVALIER 2D	TYPE 10	11	1	5	3	1	10
	CAVALIER 4D	CAVALIER 4D	33	6	11	5	2	24
	CAVALIER 4D	CS	28	3	11	3	1	18
	CAVALIER CONV	TYPE 10	1	0	0	0	0	0
	CAVALIER SW	CAVALIER SW	6	2	2	0	1	5
	CAVALIER SW	CS	4	0	0	0	0	0
	CELEBRITY 2D	CELEBRITY 2D	19	2	8	1	1	12
	CELEBRITY 4D	CELEBRITY 4D	98	13	38	15	13	79
	CELEBRITY SW	CELEBRITY SW	18	3	7	1	1	12
	CHEVETTE 2D	CHEVETTE 2D	20	2	4	0	4	10
	CHEVETTE 4D	CHEVETTE 4D	11	3	4	2	1	10
	CITATION 2D	CITATION 2D	3	0	0	0	0	0
	CITATION 4D	CITATION 4D	10	1	2	0	2	5
	MONTE CARLO 2D	MONTE CARLO 2D	532	38	220	99	42	399
	SPECTRUM 4D	LEVEL I	43	6	24	1	3	34

Table B 14. Thefts and Recoveries of 1985 Model Year vehicles during calendar year 1986

Make	Series	Model	Number of					Total
			Thefts	Intact	In-Whole	In-Part	Unknown	
-----Number Recovered in 1986-----								
UNMARKED ANCESTORS								
PASSENGER CARS								
CHRY/PLYM/MITS								
	COLT 2D	DL	2	0	0	0	1	1
	COLT 2D	DL/GTS	2	0	0	0	0	0
	COLT 2D	E	4	0	0	0	1	1
	COLT 4D	DL	2	0	1	0	1	2
	COLT 4D	PREMIER	1	0	1	0	0	1
CHRYSLER								
	LIMOUSINE 4D	LIMOUSINE 4D	2	1	0	0	0	1
	NEW YORKER 4D (E BOD	NEW YORKER 4D (E BOD	53	3	22	1	7	33
DATSUN/NISSAN								
	200SX	200SX	61	13	25	2	7	47
	PULSAR 2D	XE	55	17	17	2	4	40
	SENTRA 2D	SENTRA 2D	102	18	43	7	6	74
	SENTRA 4D	SENTRA 4D	70	4	40	4	6	54
	SENTRA SW	SENTRA SW	21	2	11	2	3	18
	STANZA 4D	STANZA 4D	44	1	13	4	12	30
DODGE								
	OMNI 4D	OMNI 4D	24	2	6	4	3	15
	OMNI 4D	SE	2	1	0	1	0	2
	OMNI/CHARGER 2D	2.2000000000	6	0	3	1	0	4
	OMNI/CHARGER 2D	OMNI/CHARGER 2D	26	3	9	3	3	18
	SHELBY CHARGER 2D	SHELBY CHARGER 2D	10	0	4	1	0	5
DODGE/MITSUBISHI								
	COLT 2D	DL	2	1	0	0	0	1
	COLT 2D	E	3	1	1	0	0	2
	COLT 4D	DL	6	0	3	0	1	4
	COLT 4D	E	5	2	2	0	0	4
	COLT 4D	PREMIER	5	0	2	1	0	3
FORD								
	ESCORT 2D	GL	5	1	1	0	1	3
	ESCORT 2D	GT	3	0	2	0	0	2
	ESCORT 2D	L	119	19	51	3	12	85
	ESCORT 4D	GL	6	1	2	1	0	4
	ESCORT 4D	L	56	5	31	6	7	49
	ESCORT SW	GL	3	0	2	0	1	3
	ESCORT SW	L	18	3	6	1	2	12
	EXP 2D	EXP 2D	24	1	13	1	3	18
	FORD LTD 2D	CROWN VICTORIA	13	0	3	2	0	5
	FORD LTD 4D	CROWN VICTORIA	35	3	3	3	1	10
	FORD LTD SW	COUNTRY SQUIRE	8	1	3	1	1	6
	LTD 4D	LTD 4D	31	5	14	2	4	25
	LTD SW	LTD SW	9	2	3	0	1	6
	TEMPO 2D	GL	30	7	13	2	3	25
	TEMPO 4D	GL	82	18	35	2	8	63
	TEMPO 4D	LX	2	0	2	0	0	2
HONDA								
	ACCORD 2D	ACCORD 2D	10	2	5	0	3	10
	ACCORD 4D	ACCORD 4D	27	8	11	1	3	23
	ACCORD 4D	LX	78	17	32	3	4	56
	ACCORD 4D	SW1	22	2	8	3	1	14

Table B 14. Thefts and Recoveries of 1985 Model Year vehicles during calendar year 1986

Make	Series	Model	Number				Condition		Total
			Thefts	Intact	In-Whole	In-Part	Unknown		
-----Number Recovered in 1986-----									
UNMARKED ANCESTORS									
PASSENGER CARS									
HONDA									
	ACCORD LX 2D	LX	15	5	5	0	2	12	
	CIVIC CVCC 3D	CIVIC CVCC 3D	2	0	1	0	0	1	
	CIVIC CVCC 3D	DX	8	1	5	0	0	6	
	CIVIC CVCC 3D	SI	8	2	2	3	0	7	
	CIVIC CVCC 4D	CIVIC CVCC 4D	25	6	12	2	1	21	
	CIVIC CVCC SW	CIVIC CVCC SW	4	2	0	0	0	2	
	CIVIC CVCC/CRX 2D	CRX	19	5	6	0	2	13	
	CIVIC CVCC/CRX 2D	CRX 1.5	9	0	2	0	1	3	
	CIVIC CVCC/CRX 2D	CRX HF	6	1	3	0	0	4	
	PRELUDE	PRELUDE	66	14	28	4	5	51	
	PRELUDE	SI	9	2	4	0	0	6	
MERCURY									
	LYNX 2D	L	11	0	3	1	2	6	
	LYNX 4D	L	14	0	7	1	0	8	
	LYNX SW	L	1	0	0	0	1	1	
	MARQUIS 4D	MARQUIS 4D	15	1	9	0	1	11	
	MARQUIS/GRAND MARQUI	COLONY PARK	2	0	1	0	0	1	
	MARQUIS/GRAND MARQUI	GRAND MARQUIS	103	4	13	1	2	20	
	TOPAZ 2D	GS	9	0	5	2	0	7	
	TOPAZ 4D	GS	21	5	7	1	2	15	
MITSUBISHI									
	MIRAGE 2D	HIGH/PREM(L/LS)	7	2	3	0	0	5	
	MIRAGE 2D	LOW(S)	1	0	1	0	0	1	
	MIRAGE 2D	MEDIUM	1	1	0	0	0	1	
OLDSMOBILE									
	CALAIS 2D	CALAIS 2D	29	2	15	2	2	21	
	CALAIS 2D	SUPREME	42	7	14	5	4	30	
	CUST. CRUISER SW	CUST. CRUISER SW	21	2	11	4	1	18	
	FIRENZA 2D	S	2	1	0	0	1	2	
	FIRENZA 4D	FIRENZA 4D	4	0	3	0	0	3	
	FIRENZA 4D	LX	2	0	0	0	1	1	
OPEL/ISUZU									
	I-MARK 2D FWD	I-MARK 2D FWD	3	0	0	1	0	1	
	I-MARK 4D FWD	I-MARK 4D FWD	8	0	6	0	0	6	
	I-MARK 4D RWD	I-MARK 4D RWD	1	0	1	0	0	1	
PEUGEOT									
	505 4D	505 4D	9	2	3	1	1	7	
PLYMOUTH									
	HORIZON 2D	TURISMO	26	1	11	2	3	17	
	HORIZON 2D	TURISMO 2.2	4	0	0	0	1	1	
	HORIZON 4D	HORIZON 4D	22	5	8	0	1	14	
	HORIZON 4D	SE	7	1	3	0	0	4	
PONTIAC									
	6000 2D	6000 2D	3	0	0	1	1	2	
	6000 2D	LE	1	0	1	0	0	1	
	6000 4D	6000 4D	25	4	14	0	0	18	
	6000 4D	LE	45	5	23	4	5	37	
	6000 4D	STE	42	2	17	12	3	34	
	6000 SW	6000 SW	2	1	1	0	0	2	

Table B 14. Thefts and Recoveries of 1985 Model Year vehicles during calendar year 1986

Make	Series	Model	Number of				Condition		Total
			Thefts	Intact	In-Whole	In-Part	Unknown		
-----Number Recovered in 1986-----									
UNMARKED ANCESTORS									
PASSENGER CARS									
PONTIAC									
	6000 SW	LE	1	0	1	0	0	1	
	GRAND AM 2D	GRAND AM 2D	38	4	19	2	5	30	
	GRAND AM 2D	LE	42	2	14	7	2	25	
	J2000/2000 2D	SUNBIRD	20	3	8	2	0	13	
	J2000/2000 4D	SUNBIRD	28	3	12	2	2	19	
	PARISIENNE 4D	BROUGHAM	36	1	17	8	5	31	
	PARISIENNE 4D	PARISIENNE 4D	18	0	9	2	5	16	
	PARISIENNE SW	PARISIENNE SW	10	1	3	1	4	9	
	T1000/1000 2D	T1000/1000 2D	3	1	1	0	0	2	
	T1000/1000 4D	T1000/1000 4D	3	1	1	0	1	3	
PORSCHE									
	911 COUPE	911 COUPE	9	0	1	1	1	3	
	944 COUPE	944 COUPE	16	1	4	3	2	10	
RENAULT/EAGLE									
	ALLIANCE 2D	ALLIANCE 2D	12	4	2	0	3	9	
	ALLIANCE 2D	L	9	1	4	0	0	5	
	ALLIANCE 4D	DL	17	2	7	0	4	13	
	ALLIANCE 4D	L	8	1	3	0	0	4	
	ALLIANCE CONV	DL	6	1	2	0	0	3	
	ALLIANCE CONV	L	2	1	0	0	0	1	
	ENCORE 2D	ENCORE 2D	2	1	0	0	0	1	
	ENCORE 4D	LS	5	2	2	0	0	4	
	ENCORE 4D	S	1	1	0	0	0	1	
	FUEGO 2D	FUEGO 2D	6	0	3	1	0	4	
SUBARU									
	DL/GL SW	DL	3	0	2	1	0	3	
	HATCHBACK	STD	3	1	1	0	0	2	
TOYOTA									
	COROLLA TERCEL 2D	COROLLA TERCEL 2D	10	3	3	1	1	8	
	COROLLA TERCEL 2D	DELUXE	10	4	4	1	0	9	
	COROLLA TERCEL 4D	DELUXE	19	3	9	1	3	16	
	TERCEL SW 2WD	DELUXE	11	1	8	1	0	10	
VOLKSWAGEN									
	GOLF 2D	GOLF 2D	9	0	5	1	1	7	
	GOLF 4D	GOLF 4D	6	0	2	1	0	3	
	GTI 2D	GTI 2D	23	5	10	2	0	17	
	JETTA 2D	JETTA 2D	6	1	2	0	0	3	
	JETTA SEDAN	GLI	11	2	4	2	0	8	
	JETTA SEDAN	JETTA SEDAN	28	4	5	5	3	17	
	QUANTUM 4D	QUANTUM 4D	15	1	3	0	1	5	
	QUANTUM SW	QUANTUM SW	3	2	1	0	0	3	
VOLVO									
	240 4D	DL/GL	7	1	4	0	1	6	
	240 SW	DL/GL	3	0	1	0	1	2	
	760/740 4D	740 GLE	10	2	1	2	2	7	
	760/740 4D	760 GLE	1	0	0	0	1	1	
	760/740 4D	GRAND LUXE EXEC(GLE)	8	2	2	0	0	4	
		Subtotal:	3806	452	1525	406	340	2723	

Table B 14. Thefts and Recoveries of 1985 Model Year vehicles during calendar year 1986

Make	Series	Model	Number of				Condition		Total
			Thefts	Intact	In-Whole	In-Part	Unknown		
-----Number Recovered in 1986-----									
MARKED ANCESTORS									
PASSENGER CARS									

MARKED ANCESTORS									
PASSENGER CARS									
AUDI									
	4000 QUATTRO 4D 4WD	S	2	0	0	0	1	1	
BMW									
	318 I 2D	318 I 2D	15	3	3	2	2	10	
	318 I 4D	318 I 4D	10	3	2	1	1	7	
	325/325 E 4D	325/325 E 4D	10	1	4	0	0	5	
	325/325 E/325 ES 2D	325/325 E/325 ES 2D	16	3	7	1	1	12	
	524 TD 4D	524 TD 4D	1	0	1	0	0	1	
	528 E 4D	528 E 4D	9	2	2	2	1	7	
	535 I/535 IS 4D	535 I/535 IS 4D	5	0	2	0	0	2	
	635 CSI/L6 2D	635 CSI/L6 2D	4	1	0	0	2	3	
BUICK									
	ELECTRA 2D FWD	PARK AVE.	5	2	1	0	0	3	
	ELECTRA 4D FWD	ELECTRA 4D FWD	14	0	11	2	0	13	
	ELECTRA 4D FWD	PARK AVE.	100	9	44	24	6	83	
	ELECTRA 4D FWD	T TYPE	4	0	2	1	0	3	
	ELECTRA SW RWD	ESTATE	8	1	4	1	2	8	
	LESABRE 2D	CUSTOM	14	1	3	3	3	10	
	LESABRE 2D	LIMITED	35	5	11	8	5	29	
	LESABRE 4D	CUSTOM	34	3	18	7	2	30	
	LESABRE 4D	LIMITED	89	4	46	17	11	78	
	LESABRE SW	ESTATE	2	0	1	1	0	2	
	+REGAL 2D RWD	LIMITED	200	10	91	39	14	154	
	+REGAL 2D RWD	REGAL 2D RWD	184	14	75	31	20	140	
	+REGAL 2D RWD	T TYPE	22	2	7	6	2	17	
	RIVIERA 2D	RIVIERA 2D	219	13	98	45	26	182	
	RIVIERA 2D	T TYPE	2	0	2	0	0	2	
	RIVIERA 2D CONV	RIVIERA 2D CONV	1	0	0	0	0	0	
CADILLAC									
	DEVILLE 2D FWD	DEVILLE 2D FWD	64	6	20	3	8	37	
	DEVILLE 4D FWD	DEVILLE 4D FWD	105	14	45	18	11	86	
	ELDORADO 2D	ELDORADO 2D	329	16	121	74	28	239	
	SEVILLE 4D	SEVILLE 4D	105	8	41	12	10	71	
CAPRI/MERKUR									
	XR4TI 2D	XR4TI 2D	14	5	1	0	1	7	
CHEVROLET									
	CAMARO	BERLINETTA	24	1	7	7	4	19	
	CAMARO	Z28	920	83	419	146	70	718	
	NOVA 4D	NOVA 4D	13	2	6	1	3	12	
CHRYSLER									
	LASER 2D	LASER 2D	33	5	10	1	4	20	
	LASER 2D	XE	27	4	13	2	1	20	
	LEBARON 2D	LEBARON 2D	14	1	1	1	6	9	
	LEBARON 2D CONV	LEBARON 2D CONV	18	2	5	2	1	10	
	LEBARON 4D	LEBARON 4D	24	1	8	1	3	13	
	LEBARON GTS 4D	LEBARON GTS 4D	33	6	17	3	3	29	

Table B 14. Thefts and Recoveries of 1985 Model Year vehicles during calendar year 1986

Make	Series	Model	Number of				Condition		Total
			Thefts	Intact	In-Whole	In-Part	Unknown		
-----Number Recovered in 1986-----									
MARKED ANCESTORS									
PASSENGER CARS									
CHRYSLER									
	NEW YORKER 4D RWD	5TH AVE. EDITION	83	8	41	7	5	61	
DODGE									
	600 2D	600 2D	7	0	4	0	0	4	
	600 2D CONV.	600 2D CONV.	16	3	9	2	0	14	
	600 4D	600 4D	6	1	2	1	1	5	
	ARIES 2D	ARIES 2D	2	0	2	0	0	2	
	ARIES 2D	SPECIAL EDITION	5	1	1	0	1	3	
	ARIES 4D	ARIES 4D	11	2	1	1	3	7	
	ARIES 4D	LE	1	0	0	0	0	0	
	ARIES 4D	SPECIAL EDITION	15	6	1	2	2	11	
	ARIES SW	CUSTOM	3	0	0	0	1	1	
	ARIES SW	SE	3	1	2	0	0	3	
	DAYTONA 2D	DAYTONA 2D	32	3	16	2	2	23	
	DAYTONA 2D	TURBO	22	5	11	3	0	19	
	DIPLOMAT 4D	SALON	10	0	1	1	0	2	
	DIPLOMAT 4D	SE	9	2	5	1	0	8	
	LANCER 4D	ES	20	1	12	3	0	16	
	LANCER 4D	LANCER 4D	16	2	9	1	1	13	
FORD									
	MUSTANG	LX	139	11	47	18	4	80	
	MUSTANG	MUSTANG	38	3	12	3	3	21	
	MUSTANG CONV	LX	19	3	3	1	4	11	
	THUNDERBIRD 2D	THUNDERBIRD 2D	110	14	43	5	10	72	
JAGUAR									
	XJ-S 2D	XJ-S 2D	6	0	2	0	0	2	
	XJ6	VDP	2	1	1	0	0	2	
	XJ6	XJ6	6	2	0	0	0	2	
LINCOLN									
	CONTINENTAL 4D	CONTINENTAL 4D	16	2	8	1	0	11	
	LINCOLN CONT. 4D	TOWN CAR	62	13	16	3	8	40	
	MARK VII 2D	MARK VII 2D	17	3	4	0	1	8	
MASERATI									
	BITURBO 2D	BITURBO 2D	1	1	0	0	0	1	
MAZDA									
	626 SEDAN	626 SEDAN	95	16	54	2	11	83	
	+626/MX-6 2D	626/MX-6 2D	22	6	6	0	3	15	
	+GLC 2D	FWD	13	4	9	0	0	13	
	+GLC SEDAN	FWD	33	11	12	3	3	29	
MERCEDES BENZ									
	190 D 4D	2.2L	4	1	2	0	1	4	
	190 E 4D	2.3L	30	5	8	1	3	17	
	300 CD 2D	300 CD 2D	2	0	0	0	1	1	
	300 D 4D	300 D 4D	5	3	1	0	0	4	
	300 SD 4D	300 SD 4D	9	2	2	0	1	5	
	300 TD SW	300 TD SW	4	1	2	0	1	4	
	380 SE 4D	380 SE 4D	10	2	3	1	0	6	
	+380 SL CONV	ROADSTER	26	4	3	1	3	11	
	+500 SEC 2D	500 SEC 2D	3	1	0	0	0	1	
	+500 SEL 4D	500 SEL 4D	11	5	1	2	0	8	

Table B 14. Thefts and Recoveries of 1985 Model Year vehicles during calendar year 1986

Make	Series	Model	Number of				Condition	
			Thefts	Intact	In-Whole	In-Part	Unknown	Total
-----Number Recovered in 1986-----								
MARKED ANCESTORS								
PASSENGER CARS								
MERCURY								
	+CAPRI	CAPRI	16	3	9	2	1	15
	COUGAR 2D	COUGAR 2D	83	13	27	8	12	60
MITSUBISHI								
	CORDIA 2D	HIGH/PREM(L/LS)	11	3	2	1	0	6
	TREDIA 4D	HIGH/PREM(L/LS)	10	2	3	0	2	7
OLDSMOBILE								
	98 2D FWD	REGENCY	6	2	2	1	0	5
	98 2D FWD	REGENCY BROUGHAM	6	1	3	0	1	5
	98 4D FWD	REGENCY	45	4	20	7	1	32
	98 4D FWD	REGENCY BROUGHAM	95	8	34	19	13	74
	+CIERA 2D	CIERA BROUGHAM	13	0	5	1	3	9
	+CIERA 2D	CIERA LS	7	1	2	0	2	5
	+CIERA 4D	CIERA BROUGHAM	59	7	25	9	5	46
	+CIERA 4D	LS	62	14	30	3	6	53
	+CUTLASS 2D	CUTLASS SUPREME	302	33	110	38	30	211
	+CUTLASS 2D	SALON	61	8	21	14	8	51
	+CUTLASS 2D	SUPREME BROUGHAM	232	14	99	44	21	178
	+CUTLASS 4D	CUTLASS SUPREME	39	4	16	3	4	27
	+CUTLASS 4D	SUPREME BROUGHAM	28	4	14	2	4	24
	+CUTLASS SW	CRUISER	9	0	4	2	0	6
	DELTA-88 2D	ROYALE	24	1	6	2	3	12
	DELTA-88 2D	ROYALE BROUGHAM	48	2	15	7	5	29
	DELTA-88 4D	LS	29	1	17	4	3	25
	DELTA-88 4D	ROYALE	60	9	28	10	2	49
	DELTA-88 4D	ROYALE BROUGHAM	60	3	32	12	7	54
	TORONADO	BROUGHAM	91	7	39	13	15	74
PLYMOUTH								
	CARAVELLE 4D	CARAVELLE 4D	10	3	2	1	0	6
	GRAN FURY 4D	SALON	5	0	3	0	1	4
	RELIANT 2D	RELIANT 2D	8	0	4	1	2	7
	RELIANT 2D	SPECIAL EDITION	1	0	0	0	0	0
	RELIANT 4D	RELIANT 4D	17	4	3	3	2	12
	RELIANT 4D	SPECIAL EDITION	7	1	2	1	0	4
	RELIANT SW	LE	3	0	3	0	0	3
	RELIANT SW	SPECIAL EDITION	3	1	1	0	0	2
PONTIAC								
	BONNEVILLE 4D	BONNEVILLE 4D	17	3	6	2	0	11
	BONNEVILLE 4D	BROUGHAM	2	0	0	0	1	1
	BONNEVILLE 4D	LE	8	2	3	0	0	5
	FIERO 2D	FIERO 2D	11	3	3	2	1	9
	FIERO 2D	GT	58	5	19	14	3	41
	FIERO 2D	SE	60	9	28	4	5	46
	FIERO 2D	SPORT	55	2	31	3	9	45
	FIREBIRD	FIREBIRD	162	19	74	22	15	130
	FIREBIRD	SE	20	2	8	3	1	14
	FIREBIRD	TRANS/AM	388	32	166	63	30	291
	+GRAND PRIX	BROUGHAM	30	3	12	7	1	23
	+GRAND PRIX	GRAND PRIX	86	7	32	17	5	61
	+GRAND PRIX	LE	65	2	29	13	9	53

Table B 14. Thefts and Recoveries of 1985 Model Year vehicles during calendar year 1986

Make	Series	Model	Number of					Total
			Thefts	Intact	In-Whole	In-Part	Unknown	
-----Number Recovered in 1986-----								
MARKED ANCESTORS								
PASSENGER CARS								
PORSCHÉ								
	911 TARGA/CABRIOLET	911 TARGA/CABRIOLET	6	1	2	0	2	5
	928 COUPE	928 COUPE	7	0	1	0	1	2
SAAB								
	SAAB 900 2D	S	6	1	1	1	0	3
	SAAB 900 2D	SAAB 900 2D	3	1	1	0	0	2
	SAAB 900 4D	S	2	0	2	0	0	2
	SAAB 900 4D	SAAB 900 4D	3	0	0	0	0	0
	SAAB 900 4D	TURBO	4	0	0	1	1	2
SUBARU								
	HARDTOP/XT 2D	GL	8	3	3	0	0	6
	HARDTOP/XT 2D	GL-10 TURBO	4	0	2	0	0	2
	XT 2D (2 SEAT)	DL	2	0	2	0	0	2
TOYOTA								
	CAMRY 4D	DELUXE	70	7	45	7	6	65
	CAMRY 4D	LE (LUX. EDN)	88	14	50	2	6	72
	CELICA	GT	70	8	35	4	6	53
	CELICA	GT-S	115	10	58	19	4	91
	CELICA	ST	8	2	3	0	2	7
	COROLLA 2D	GT-S	25	4	10	1	1	16
	COROLLA 2D	SR5 SPORT	33	6	12	3	3	24
	COROLLA SEDAN	DELUXE	98	15	43	7	9	74
	COROLLA SEDAN	LE (LUX. EDN)	41	8	23	2	1	34
	MR2	MR2	67	10	34	7	7	58
VOLKSWAGEN								
	+CABRIOLET CONV.	CABRIOLET CONV.	18	3	8	1	2	14
	+RABBIT 2D	L	4	0	1	0	0	1
	SCIROCCO	SCIROCCO	23	2	9	2	1	14
		Subtotal:	6789	717	2842	940	610	5109
ANTI-THEFT EXEMPT								
ANCESTORS								
PASSENGER CARS								

AUDI								
	5000 4D	S	56	3	21	6	9	39
	5000 SW	S	5	1	0	0	1	2
BMW								
	*733 I 4D	733 I 4D	1	0	0	0	0	0
	*735 I 4D	735 I 4D	6	1	1	0	0	2
CHEVROLET								
	*CORVETTE	CORVETTE	211	15	54	18	9	96
CHRY/PLYM/MITS								
	CONQUEST 2D	CONQUEST 2D	4	0	2	0	0	2
DATSUN/NISSAN								
	*240/260/280/300	300 ZX	99	10	34	8	11	63
	*240/260/280/300 2+2	300 ZX	33	3	10	0	5	18
	*810/MAXIMA SEDAN	810/MAXIMA SEDAN	49	11	14	4	3	32
	*810/MAXIMA WAGON	810/MAXIMA WAGON	1	0	1	0	0	1

Table B 14. Thefts and Recoveries of 1985 Model Year vehicles during calendar year 1986

Make	Series	Model	-----Number Recovered in 1986-----					Total
			Number of Thefts	Intact	In-Whole	In-Part	Condition Unknown	
ANTI-THEFT EXEMPT ANCESTORS PASSENGER CARS								
DODGE/MITSUBISHI								
	CONQUEST 2D	CONQUEST 2D	4	0	1	0	0	1
MAZDA								
	RX-7 COUPE	RX-7 COUPE	331	45	146	42	30	263
MITSUBISHI								
	GALANT 4D	HIGH/PREM(L/LS)	12	0	5	1	2	8
	STARION 2D	HIGH/PREM(L/LS)	14	2	4	0	0	6
OPEL/ISUZU								
	IMPULSE 2D	IMPULSE 2D	24	3	6	3	2	14
TOYOTA								
	*CELICA SUPRA	CELICA SUPRA	120	14	41	24	8	87
	*CRESSIDA 4D	LE (LUX. EDN)	73	8	28	3	7	46
		Subtotal:	1043	116	368	109	87	680
		Passenger Total:	11638	1285	4735	1455	1037	8512
MPVS								

AMC/EAGLE								
	EAGLE 4D	EAGLE 4D	3	1	0	0	1	2
	EAGLE SW	EAGLE SW	4	0	2	0	1	3
CHEVROLET TRUCK								
	10 PICKUP 1/2T	10 PICKUP 1/2T	675	41	113	114	26	294
	10 PICKUP 1/2T 4X4	4WD	135	1	23	10	9	43
	20 CREW C P/U 3/4T	BONUS/CREW CAB	1	0	0	0	0	0
	20 PICKUP 3/4T	20 PICKUP 3/4T	73	5	15	11	4	39
	20 PICKUP 3/4T 4X4	4WD	39	1	8	4	1	14
	30 CHASSIS CAB 1T	30 CHASSIS CAB 1T	3	0	0	0	0	0
	30 CREW C P/U 1T	BONUS CREW CAB	15	1	5	2	0	8
	30 CREW C P/U 1T 4X4	BONUS/CREW CAB 4WD	2	0	0	1	0	1
	30 PICKUP 1T	30 PICKUP 1T	21	0	2	4	0	6
	30 PICKUP 1T 4X4	4WD	2	1	0	0	0	1
	ASTRO CARGO VAN	INCOMPLETE	1	0	1	0	0	1
	ASTRO CARGO VAN	TRUCK	24	7	4	3	2	16
	ASTRO VAN	MPV	8	0	4	0	2	6
	BLAZER 1/2T 4X4	4WD	79	2	22	12	6	43
	CHEVYVAN 1/2T	CHEVYVAN 1/2T	6	0	2	0	0	2
	CHEVYVAN 1/2T	INCOMPLETE	1	1	0	0	0	1
	CHEVYVAN 1T	CHEVYVAN 1T	3	0	2	0	0	2
	CHEVYVAN 3/4T	CHEVYVAN 3/4T	45	5	12	8	3	28
	CHEVYVAN 3/4T	INCOMPLETE	85	5	31	15	6	57
	EL CAMINO	EL CAMINO	26	3	8	4	2	17
	S10 BLAZER	S10 BLAZER	78	6	21	13	3	43
	S10 PICKUP	S10 PICKUP	83	16	20	9	4	49
	SPORTVAN 1T	BUS	1	0	0	0	1	1
	SPORTVAN 3/4T	SPORTVAN 3/4T	6	0	1	2	1	4
	SUBURBAN 1/2T	INCOMPLETE	4	0	1	0	0	1

Table B 14. Thefts and Recoveries of 1985 Model Year vehicles during calendar year 1986

Make	Series	Model	Number				Condition	
			Thefts	Intact	In-Whole	In-Part	Unknown	Total
-----Number Recovered in 1986-----								
MPVS								
CHEVROLET TRUCK								
	SUBURBAN 1/2T	SUBURBAN 1/2T	73	5	21	13	5	44
	SUBURBAN 1/2T	TRUCK	1	0	0	1	0	1
	SUBURBAN 1/2T 4X4	4WD	15	0	3	6	0	9
	SUBURBAN 3/4T	SUBURBAN 3/4T	10	1	2	4	1	8
	SUBURBAN 3/4T 4X4	4WD	2	0	0	0	1	1
	T10 BLAZER 4X4	4WD	191	22	71	16	16	125
	T10 PICKUP 4X4	4WD	26	3	8	1	2	14
CHRY/PLYM/MITS								
	COLT VISTA SW	VISTA	2	1	0	0	0	1
DATSUN/NISSAN								
	KING CAB P/U 4X2	KING CAB P/U 4X2	45	5	21	5	2	33
	KING CAB P/U 4X4	KING CAB P/U 4X4	36	3	16	2	1	22
	PICKUP LONG 4X2	PICKUP LONG 4X2	16	1	3	5	0	9
	PICKUP LONG 4X4	PICKUP LONG 4X4	5	0	2	1	0	3
	PICKUP SHORT 4X2	PICKUP SHORT 4X2	138	25	59	25	5	114
	PICKUP SHORT 4X4	PICKUP SHORT 4X4	19	7	7	1	0	15
DODGE TRUCK								
	AD150 UTILITY	SPORT	12	0	1	1	3	5
	AW150 UTILITY	SPORT	10	0	2	1	1	4
	B150 VAN MPV	WAGON	5	1	2	2	0	5
	B150 VAN TRK/INC	INCOMPLETE	2	0	1	0	0	1
	B150 VAN TRK/INC	TRUCK	9	1	5	0	1	7
	B250 VAN TRK/INC	INCOMPLETE	17	2	5	0	1	8
	B250 VAN TRK/INC	TRUCK	16	4	2	1	0	7
	B350 VAN MPV	BUS	2	1	1	0	0	2
	CARAVAN WAGON	CARAVAN WAGON	5	1	2	0	0	3
	CARAVAN WAGON	LE	10	3	3	0	3	9
	CARAVAN WAGON	SE	11	0	6	0	1	7
	D100/D150 PICKUP	CONVENTIONAL CAB	49	1	10	4	1	16
	D250 PICKUP	CONVENTIONAL CAB	1	0	0	1	0	1
	MINI RAM VAN	MINI RAM VAN	10	1	3	1	1	6
	RAM50/D50 P/U SH 4X2	RAM50/D50 P/U SH 4X2	15	4	4	1	2	11
	RAM50/D50 P/U SH 4X2	ROYAL	5	1	3	0	0	4
	RAM50/D50 P/U SH 4X4	RAM50/D50 P/U SH 4X4	4	0	3	0	0	3
	RAM50/D50 P/U SH 4X4	ROYAL	1	1	0	0	0	1
	W100/W150 PICKUP	CONVENTIONAL CAB	13	1	2	0	0	3
	W250 PICKUP	CONVENTIONAL CAB	1	0	0	0	0	0
DODGE/MITSUBISHI								
	COLT VISTA SW	VISTA	8	3	2	0	0	5
FORD TRUCK								
	BRONCO	4WD	52	2	9	7	2	20
	BRONCO II 4X4	BRONCO II 4X4	65	9	16	5	2	32
	E150 ECONO CARGO VAN	CARGO VAN	68	7	22	6	6	41
	E150 ECONO CLUB WGN	CLUB WAGON	2	0	2	0	0	2
	E250 ECONO CARGO VAN	CARGO VAN	4	1	2	0	0	3
	E250 ECONO CLUB WGN	CLUB WAGON	2	0	0	0	0	0
	E350 ECONO CARGO VAN	SUPER CARGO VAN	2	0	0	0	0	0
	E350 ECONO CARGO VAN	SUPER WINDOW VAN	1	0	0	0	0	0
	F150 PICKUP 4X2	F150 PICKUP 4X2	135	14	23	8	7	52
	F150 PICKUP 4X4	4WD	45	5	9	3	0	17

Table B 14. Thefts and Recoveries of 1985 Model Year vehicles during calendar year 1986

Make	Series	Model	-----Number Recovered in 1986-----					Total
			Number of Thefts	Intact	In-Whole	In-Part	Condition Unknown	
MPVS								
FORD TRUCK								
	F150 SUPER P/U 4X2	SUPER PICKUP 4X2	28	2	7	3	1	13
	F250 PICKUP 4X2	F250 PICKUP 4X2	23	4	5	2	1	12
	F250 PICKUP 4X4	4WD	21	3	3	1	2	9
	F250 SUPER P/U 4X2	SUPER PICKUP 4X2	17	3	4	1	1	9
	F250 SUPER P/U 4X4	SUPER PICKUP 4X4	5	0	1	1	0	2
	F350 CHASSIS C 4X4	4WD	2	0	0	0	0	0
	F350 CREW C P/U 4X2	CREW CAB	1	0	0	0	0	0
	F350 CREW C P/U 4X4	CREW CAB	2	0	0	0	0	0
	F350 PICKUP 4X2	F350 PICKUP 4X2	1	0	0	0	0	0
	RANGER PICKUP 4X2	RANGER PICKUP 4X2	86	15	25	4	7	51
	RANGER PICKUP 4X4	4WD	23	2	8	2	1	13
GMC TRUCK								
	1500 PICKUP 1/2T	1500 PICKUP 1/2T	182	9	32	34	10	85
	1500 PICKUP 1/2T 4X4	4WD	20	0	3	2	1	6
	2500 PICKUP 3/4T	2500 PICKUP 3/4T	14	1	2	3	1	7
	2500 PICKUP 3/4T 4X4	4WD	6	0	1	0	0	1
	3500 CREW C P/U 1T	CREW/BONUS CAB	5	0	1	0	0	1
	3500 PICKUP 1T	3500 PICKUP 1T	2	0	0	0	0	0
	CABALLERO	CABALLERO	2	0	0	0	0	0
	JIMMY 1/2T 4X4	4WD	25	3	4	4	2	13
	S15 JIMMY	S15 JIMMY	9	0	4	1	0	5
	S15 PICKUP	S15 PICKUP	14	4	6	2	0	12
	SAFARI CARGO VAN	TRUCK	6	2	4	0	0	6
	SAFARI VAN	MPV	1	1	0	0	0	1
	SUBURBAN 1/2T	SUBURBAN 1/2T	18	3	8	2	1	14
	SUBURBAN 1/2T 4X4	4WD	1	0	0	0	0	0
	T15 JIMMY 4X4	4WD	58	7	27	8	3	45
	T15 PICKUP 4X4	T15 PICKUP 4X4	8	1	2	1	0	4
	VANDURA 3/4T	INCOMPLETE	18	3	5	4	2	14
	VANDURA 3/4T	VANDURA 3/4T	8	1	4	1	0	6
JEEP								
	CHEROKEE 4X2	CHEROKEE 4X2	3	0	1	0	2	3
	CHEROKEE 4X4	CHEROKEE 4X4	51	3	24	4	7	38
	CJ-7 ROADSTER	CJ-7 ROADSTER	90	7	26	3	5	41
	WAGONEER	WAGONEER	13	3	5	0	0	8
	WAGONEER/G. WAGONEER	GRAND WAGONEER	5	1	0	0	0	1
MITSUBISHI								
	MONTERO 4X4	SPORT	2	0	1	0	0	1
	PICKUP STD 4X2	LOW(S)	14	2	5	0	1	8
	PICKUP STD 4X4	HIGH(SP)	2	0	0	0	0	0
OPEL/ISUZU								
	P/U LN 1/2T 4X2	P/U LN 1/2T 4X2	6	2	1	0	0	3
	P/U SH 1/2T 4X2	P/U SH 1/2T 4X2	8	1	3	0	2	6
	TROOPER II 4X4	TROOPER II 4X4	4	1	1	1	0	3
PLYMOUTH TRUCK								
	VOYAGER WAGON	LE	6	0	4	0	1	5
	VOYAGER WAGON	SE	9	1	6	0	1	8

Table B 14. Thefts and Recoveries of 1985 Model Year vehicles during calendar year 1986

Make	Series	Model	Number of				Condition		Total
			Thefts	Intact	In-Whole	In-Part	Unknown		
-----Number Recovered in 1986-----									
MPVS									
SUBARU									
	BRAT 4X4	GL	2	0	0	1	0	1	
	DL/GL 4D SEDAN	GL	23	6	9	0	2	17	
	DL/GL 4D SEDAN	GL-10	4	1	2	1	0	4	
	DL/GL SW	GL-10	1	0	1	0	0	1	
	DL/GL SW 4WD	GL	7	2	3	0	1	6	
	GL 4D 4WD	GL TURBO	8	2	4	0	1	7	
	HARDTOP/XT 2D 4WD	GL-10 TURBO	2	0	0	0	0	0	
SUZUKI									
	JIMNY 4X4	OPEN TOP	2	0	0	0	0	0	
	JIMNY VAN 4X4	VAN	1	0	0	0	0	0	
TOYOTA									
	4RUNNER PICKUP	4RUNNER PICKUP	30	4	8	3	4	19	
	4RUNNER WAGON	SR5	18	3	10	1	1	15	
	CARGO VAN 4X2	CARGO VAN 4X2	35	9	14	0	5	28	
	LAND CRUISER SW	LAND CRUISER SW	4	1	0	0	0	1	
	P/U SH 1/2T 4X4	SR5 SPORT	35	3	12	2	1	18	
	P/U X CAB 1/2T 4X4	DELUXE	27	6	11	2	1	20	
	P/U X CAB 1/2T 4X4	SR5 SPORT	39	8	13	3	0	24	
	P/U XTRA CAB 1/2T	DELUXE	58	14	25	5	1	45	
	P/U XTRA CAB 1/2T	SR5 SPORT	21	4	10	1	1	16	
	PICKUP LN 1/2T 4X4	DELUXE	25	3	11	3	3	20	
	PICKUP LN 1/2T 4X4	SR5 SPORT	15	1	3	2	2	8	
	PICKUP LONG 1/2T	DELUXE	27	9	15	1	0	25	
	PICKUP LONG 1/2T	PICKUP LONG 1/2T	26	5	8	2	2	17	
	PICKUP LONG 1/2T	SR5 SPORT	6	1	3	1	0	5	
	PICKUP LONG 3/4T	PICKUP LONG 3/4T	14	5	5	1	0	11	
	PICKUP SH 1/2T 4X4	PICKUP SH 1/2T 4X4	72	11	33	4	1	49	
	PICKUP SHORT 1/2T	PICKUP SHORT 1/2T	70	14	35	9	3	61	
	PICKUP SHORT 1/2T	SR5 SPORT	8	1	1	4	0	6	
	VAN 4X2	DELUXE	5	1	1	1	1	4	
	VAN 4X2	LE (LUX. EDN)	45	10	18	2	1	31	
VOLKSWAGEN									
	VANAGON	BUS	3	1	0	0	1	2	
		Subtotal:	4036	442	1138	466	220	2266	
MOTORCYCLES									
HARLEY-DAVIDSON									
	MOTORCYCLE	MOTORCYCLE	84	5	5	3	0	13	
HONDA									
	MOTORCYCLE	MOTORCYCLE	357	53	74	9	0	136	
KAWASAKI									
	MOTORCYCLE	MOTORCYCLE	115	14	26	8	0	48	
SUZUKI									
	MOTORCYCLE	MOTORCYCLE	80	6	16	6	0	28	
YAMAHA									
	MOTORCYCLE	MOTORCYCLE	92	11	17	1	0	29	
		Subtotal:	728	89	138	27	0	254	

Table B 14. Thefts and Recoveries of 1985 Model Year vehicles during calendar year 1986

Make	Series	Model	-----Number Recovered in 1986-----					Total
			Number of Thefts	Intact	In-Whole	In-Part	Condition Unknown	
Totals:			16714	1835	6100	1990	1288	11213

+ Series subject to the Theft Prevention Standard in 1988 only.

* Series also had passive anti-theft device in 1985-1986.

Table B 15. Thefts and Recoveries of 1984 Model Year vehicles during calendar year 1986

Make	Series	Model	Number of					Condition	
			Thefts	Intact	In-Whole	In-Part	Unknown	Total	
-----Number Recovered in 1986-----									
UNMARKED ANCESTORS									
PASSENGER CARS									

UNMARKED ANCESTORS									
PASSENGER CARS									
ALFA ROMEO									
	SPIDER CONV	ROADSTER	2	1	0	0	0	1	
AUDI									
	4000 4D	4000 4D	14	2	3	4	1	10	
	GT COUPE 2D	GT COUPE 2D	4	0	2	1	0	3	
BUICK									
	CENTURY 2D	CUSTOM	2	1	0	0	0	1	
	CENTURY 2D	LIMITED	1	0	0	1	0	1	
	CENTURY 4D	CUSTOM	43	1	23	6	6	36	
	CENTURY 4D	LIMITED	79	6	39	12	10	67	
	CENTURY 4D	T TYPE	9	1	5	2	1	9	
	CENTURY SW	CUSTOM	3	1	0	0	0	1	
	CENTURY SW	ESTATE	3	0	2	0	0	2	
	SKYHAWK 2D	CUSTOM	28	2	10	1	5	18	
	SKYHAWK 2D	LIMITED	6	1	4	0	0	5	
	SKYHAWK 2D	T TYPE	3	1	0	0	0	1	
	SKYHAWK 4D	CUSTOM	17	5	4	0	3	12	
	SKYHAWK 4D	LIMITED	4	1	3	0	0	4	
	SKYHAWK SW	CUSTOM	1	0	0	1	0	1	
	SKYLARK 2D	LIMITED	1	0	0	0	1	1	
	SKYLARK 2D	SKYLARK 2D	7	0	5	0	0	5	
	SKYLARK 2D	T TYPE	3	1	0	0	0	1	
	SKYLARK 4D	LIMITED	10	0	6	1	1	8	
	SKYLARK 4D	SKYLARK 4D	14	2	6	2	1	11	
CADILLAC									
	BROUGHAM 2D	BROUGHAM 2D	10	1	3	0	1	5	
	BROUGHAM 4D	BROUGHAM 4D	65	3	32	13	5	53	
	CIMARRON 4D	CIMARRON 4D	17	3	6	3	0	12	
CHEVROLET									
	CAPRICE 2D	CLASSIC	19	1	10	2	2	15	
	CAPRICE 4D	CLASSIC	131	13	56	21	13	103	
	CAPRICE SW	CLASSIC	54	1	25	6	15	47	
	CAVALIER 2D	TYPE 10	58	8	25	5	5	43	
	CAVALIER 4D	CAVALIER 4D	51	5	24	0	6	35	
	CAVALIER 4D	CS	54	9	26	4	6	45	
	CAVALIER CONV	TYPE 10	4	0	2	0	0	2	
	CAVALIER SW	CAVALIER SW	9	0	6	0	1	7	
	CAVALIER SW	CS	14	2	5	1	3	11	
	CELEBRITY 2D	CELEBRITY 2D	21	1	12	2	1	16	
	CELEBRITY 4D	CELEBRITY 4D	97	11	44	9	6	70	
	CELEBRITY SW	CELEBRITY SW	15	3	6	1	2	12	
	CHEVETTE 2D	CHEVETTE 2D	23	2	9	3	3	17	
	CHEVETTE 2D	SCOOTER	36	6	17	1	4	28	
	CHEVETTE 4D	CHEVETTE 4D	35	2	13	3	6	24	
	CHEVETTE 4D	SCOOTER	14	2	8	1	0	11	
	CITATION 2D	CITATION 2D	4	1	2	0	0	3	

Table B 15. Thefts and Recoveries of 1984 Model Year vehicles during calendar year 1986

Make	Series	Model	Number				Condition	
			Thefts	Intact	In-Whole	In-Part	Unknown	Total
-----Number Recovered in 1986-----								
UNMARKED ANCESTORS								
PASSENGER CARS								
CHEVROLET								
	CITATION 4D	CITATION 4D	5	1	3	0	0	4
	IMPALA 4D	IMPALA 4D	21	0	8	4	0	12
	MONTE CARLO 2D	MONTE CARLO 2D	430	25	196	69	36	326
CHRY/PLYM/MTS								
	COLT 2D	DL	6	0	3	0	0	3
	COLT 2D	E	5	1	2	0	0	3
	COLT 4D	E	5	1	2	0	0	3
CHRYSLER								
	NEW YORKER 4D (E BOD	NEW YORKER 4D (E BOD	62	6	34	5	7	52
DATSUN/NISSAN								
	200SX	200SX	69	14	26	9	6	55
	PULSAR 2D	XE	49	8	20	3	7	38
	SENTRA 2D	SENTRA 2D	71	17	23	3	11	54
	SENTRA 4D	SENTRA 4D	46	9	16	3	7	35
	SENTRA SW	SENTRA SW	13	2	2	2	1	7
	STANZA 2D	STANZA 2D	2	1	0	0	0	1
	STANZA 4D	STANZA 4D	22	4	10	2	1	17
DODGE								
	OMNI 4D	OMNI 4D	21	4	7	1	1	13
	OMNI 4D	SE	1	0	0	0	0	0
	OMNI/CHARGER 2D	2.2000000000	11	2	4	0	0	6
	OMNI/CHARGER 2D	OMNI/CHARGER 2D	22	7	7	1	2	17
	SHELBY CHARGER 2D	SHELBY CHARGER 2D	10	0	2	1	1	4
DODGE/MITSUBISHI								
	COLT 2D	DL	2	0	1	0	1	2
	COLT 2D	E	4	0	1	1	0	2
	COLT 4D	E	7	1	2	0	2	5
FORD								
	ESCORT 2D	GL	5	0	4	0	0	4
	ESCORT 2D	GT	5	0	3	0	0	3
	ESCORT 2D	L	69	10	26	3	13	52
	ESCORT 4D	GL	11	3	6	0	1	10
	ESCORT 4D	L	24	4	8	1	1	14
	ESCORT SW	GL	5	0	3	1	0	4
	ESCORT SW	L	16	4	7	1	1	13
	EXP 2D	EXP 2D	24	2	7	3	2	14
	FORD LTD 2D	CROWN VICTORIA	1	0	0	0	0	0
	FORD LTD 4D	CROWN VICTORIA	19	2	3	1	1	7
	FORD LTD SW	COUNTRY SQUIRE	2	1	0	0	0	1
	LTD 4D	LTD 4D	25	5	7	3	2	17
	LTD SW	LTD SW	7	2	4	0	0	6
	TEMPO 2D	GL	43	9	13	1	5	28
	TEMPO 2D	L	7	0	4	0	0	4
	TEMPO 4D	GL	91	15	37	4	11	67
	TEMPO 4D	GLX	10	0	2	2	2	6
	TEMPO 4D	L	3	0	0	0	0	0

Table B 15. Thefts and Recoveries of 1984 Model Year vehicles during calendar year 1986

Make	Series	Model	Number				Condition		Total
			Thefts	Intact	In-Whole	In-Part	Unknown		
-----Number Recovered in 1986-----									
UNMARKED ANCESTORS									
PASSENGER CARS									
HONDA									
	ACCORD 2D	ACCORD 2D	18	5	6	1	2	14	
	ACCORD 4D	ACCORD 4D	27	8	9	2	4	23	
	ACCORD 4D	LX	56	9	20	3	7	39	
	ACCORD LX 2D	LX	34	7	13	3	2	25	
	CIVIC CVCC 3D	CIVIC CVCC 3D	2	1	1	0	0	2	
	CIVIC CVCC 3D	DX	6	2	3	0	0	5	
	CIVIC CVCC 3D	SI	12	2	7	0	0	9	
	CIVIC CVCC 4D	CIVIC CVCC 4D	9	1	5	0	1	7	
	CIVIC CVCC/CRX 2D	CRX 1.5	17	2	6	2	1	11	
	PRELUDE	PRELUDE	52	6	20	5	6	37	
MERCURY									
	LYNX 2D	GS	1	0	1	0	0	1	
	LYNX 2D	L	9	3	4	0	0	7	
	LYNX 4D	L	7	0	3	1	0	4	
	LYNX SW	L	2	0	1	0	0	1	
	MARQUIS 4D	MARQUIS 4D	16	3	7	3	0	13	
	MARQUIS/GRAND MARQUI	GRAND MARQUIS	52	4	9	4	1	18	
	TOPAZ 2D	GS	5	0	2	1	0	3	
	TOPAZ 2D	LS	3	2	0	1	0	3	
	TOPAZ 4D	GS	34	3	20	3	4	30	
OLDSMOBILE									
	CUST. CRUISER SW	CUST. CRUISER SW	25	1	13	5	1	20	
	FIRENZA 2D	S	8	1	2	1	1	5	
	FIRENZA 4D	FIRENZA 4D	22	4	12	0	4	20	
	FIRENZA 4D	LX	3	1	1	1	0	3	
	FIRENZA SW	FIRENZA SW	3	1	0	0	0	1	
	OMEGA 4D	BROUGHAM	7	2	5	0	0	7	
	OMEGA 4D	OMEGA 4D	6	0	1	0	2	3	
OPEL/ISUZU									
	I-MARK 4D RWD	I-MARK 4D RWD	3	2	1	0	0	3	
PEUGEOT									
	505 4D	505 4D	8	1	2	1	0	4	
PLYMOUTH									
	HORIZON 2D	TURISMO	11	2	4	1	2	9	
	HORIZON 2D	TURISMO 2.2	8	1	3	1	3	8	
	HORIZON 4D	HORIZON 4D	28	3	12	3	2	20	
	HORIZON 4D	SE	4	0	2	0	1	3	
PONTIAC									
	6000 2D	6000 2D	5	1	3	0	1	5	
	6000 2D	LE	3	0	1	0	0	1	
	6000 4D	6000 4D	23	2	14	1	2	19	
	6000 4D	LE	35	0	20	6	5	31	
	6000 4D	STE	27	1	11	2	5	19	
	6000 SW	LE	3	1	1	1	0	3	
	J2000/2000 2D	SUNBIRD	21	1	10	3	2	16	
	J2000/2000 2D	SUNBIRD SE	3	1	0	1	1	3	
	J2000/2000 4D	SUNBIRD	33	2	19	0	2	23	
	J2000/2000 4D	SUNBIRD LE	6	0	5	0	0	5	
	J2000/2000 SW	SUNBIRD	1	1	0	0	0	1	

Table B 15. Thefts and Recoveries of 1984 Model Year vehicles during calendar year 1986

Make	Series	Model	Number Recovered in 1986					Total
			Thefts	Intact	In-Whole	In-Part	Condition Unknown	
UNMARKED ANCESTORS PASSENGER CARS								
PONTIAC								
	PARISIENNE 4D	BROUGHAM	17	0	8	5	2	15
	PARISIENNE 4D	PARISIENNE 4D	8	1	4	3	0	8
	PARISIENNE SW	PARISIENNE SW	21	0	16	2	3	21
	PHOENIX 2D	PHOENIX 2D	2	0	2	0	0	2
	T1000/1000 4D	T1000/1000 4D	9	0	5	0	1	6
PORSCHÉ								
	944 COUPE	944 COUPE	20	4	2	2	2	10
RENAULT/EAGLE								
	ALLIANCE 2D	ALLIANCE 2D	10	0	5	1	0	6
	ALLIANCE 2D	L	3	0	1	0	0	1
	ALLIANCE 4D	DL	32	2	11	3	3	19
	ALLIANCE 4D	L	14	2	3	2	1	8
	ALLIANCE 4D	LIMITED	3	1	0	0	0	1
	ENCORE 2D	ENCORE 2D	3	0	2	0	0	2
	ENCORE 2D	LS	3	0	2	0	1	3
	ENCORE 2D	S	2	1	0	0	0	1
	ENCORE 4D	LS	8	2	2	0	3	7
	ENCORE 4D	S	6	0	2	0	1	3
	FUEGO 2D	FUEGO 2D	13	0	6	0	1	7
	SPORTWAGON	SPORTWAGON	1	0	0	0	0	0
ROLLS ROYCE								
	SILVER SPIRIT 4D	SILVER SPIRIT 4D	1	0	0	0	0	0
SUBARU								
	HATCHBACK	DL	1	0	1	0	0	1
	HATCHBACK	STD	6	0	2	0	0	2
TOYOTA								
	COROLLA TERCEL 2D	COROLLA TERCEL 2D	8	3	1	0	1	5
	COROLLA TERCEL 2D	DELUXE	6	0	2	0	2	4
	COROLLA TERCEL 4D	COROLLA TERCEL 4D	1	0	0	0	0	0
	COROLLA TERCEL 4D	DELUXE	12	2	8	2	0	12
	TERCEL SW 2WD	DELUXE	8	3	2	0	3	8
	TERCEL SW 4WD	TERCEL SW 4WD	1	0	1	0	0	1
VOLKSWAGEN								
	GOLF 4D	GOLF 4D	1	0	1	0	0	1
	JETTA 2D	JETTA 2D	4	0	1	1	1	3
	JETTA SEDAN	GLI	6	0	2	1	0	3
	JETTA SEDAN	JETTA SEDAN	10	1	4	0	2	7
	QUANTUM 4D	GL	1	0	0	0	0	0
	QUANTUM 4D	QUANTUM 4D	16	1	4	2	0	7
	QUANTUM SW	GL	3	0	0	0	0	0
VOLVO								
	240 4D	DL/GL	13	2	2	1	2	7
	240 SW	DL/GL	4	1	0	1	0	2
	240 SW	GRAND LUXE TOURING	1	0	1	0	0	1
	760/740 4D	760 GLE	4	1	2	1	0	4
	760/740 4D	GRAND LUXE EXEC(GLE)	2	0	1	0	1	2
		Subtotal:	3178	374	1331	313	322	2340

Table B 15. Thefts and Recoveries of 1984 Model Year vehicles during calendar year 1986

Make	Series	Model	Number				Condition		Total
			Thefts	Intact	In-Whole	In-Part	Unknown		
-----Number Recovered in 1986-----									
MARKED ANCESTORS PASSENGER CARS									
MARKED ANCESTORS PASSENGER CARS									
AUDI									
	4000 QUATTRO 4D 4WD	S	1	0	1	0	0	0	1
BMW									
	318 I 2D	318 I 2D	63	11	15	6	3	35	
	325/325 E/325 ES 2D	325/325 E/325 ES 2D	17	4	4	2	1	11	
	528 E 4D	528 E 4D	12	2	5	1	0	8	
	633 CSI 2D	633 CSI 2D	3	0	3	0	0	3	
BUICK									
	ELECTRA 4D RWD	LIMITED	16	1	9	1	2	13	
	ELECTRA 4D RWD	PARK AVE.	82	5	34	14	11	64	
	ELECTRA SW RWD	ESTATE	19	1	11	0	2	14	
	LESABRE 2D	CUSTOM	4	0	3	0	1	4	
	LESABRE 2D	LIMITED	38	1	19	7	6	33	
	LESABRE 4D	CUSTOM	36	3	17	6	5	31	
	LESABRE 4D	LIMITED	82	8	43	14	5	70	
	+REGAL 2D RWD	LIMITED	298	19	151	54	21	245	
	+REGAL 2D RWD	REGAL 2D RWD	216	15	100	29	20	164	
	+REGAL 2D RWD	T TYPE	26	2	11	8	1	22	
	+REGAL 4D	LIMITED	28	2	13	2	2	19	
	+REGAL 4D	REGAL 4D	28	3	13	4	4	24	
	RIVIERA 2D	RIVIERA 2D	211	15	95	36	18	164	
	RIVIERA 2D	T TYPE	5	1	3	0	0	4	
CADILLAC									
	DEVILLE 2D RWD	DEVILLE 2D RWD	98	6	36	20	8	70	
	DEVILLE 4D RWD	DEVILLE 4D RWD	119	13	52	12	8	85	
	ELDORADO 2D	ELDORADO 2D	268	25	89	57	24	195	
	ELDORADO CONV	ELDORADO CONV	10	0	3	1	0	4	
	SEVILLE 4D	SEVILLE 4D	94	4	28	20	6	58	
CHEVROLET									
	CAMARO	BERLINETTA	58	6	21	11	4	42	
	CAMARO	Z28	965	90	482	155	82	769	
CHRYSLER									
	+EXECUTIVE SEDAN 4D	EXECUTIVE SEDAN 4D	1	0	0	0	0	0	
	LASER 2D	LASER 2D	40	2	15	2	6	25	
	LASER 2D	XE	27	4	7	2	3	16	
	LEBARON 2D	LEBARON 2D	12	2	3	1	1	7	
	LEBARON 2D CONV	LEBARON 2D CONV	15	4	5	1	2	12	
	LEBARON 4D	LEBARON 4D	15	3	4	0	3	10	
	NEW YORKER 4D RWD	5TH AVE. EDITION	82	14	33	4	13	64	
DODGE									
	600 2D	600 2D	9	0	5	1	0	6	
	600 2D CONV.	600 2D CONV.	8	1	4	0	1	6	
	600 4D	600 4D	9	2	3	0	2	7	
	600 4D	ES	1	0	0	1	0	1	
	ARIES 2D	ARIES 2D	3	0	2	0	0	2	
	ARIES 2D	SPECIAL EDITION	2	1	0	0	0	1	

Table B 15. Thefts and Recoveries of 1984 Model Year vehicles during calendar year 1986

Make	Series	Model	Number of				Condition	
			Thefts	Intact	In-Whole	In-Part	Unknown	Total
-----Number Recovered in 1986-----								
MARKED ANCESTORS								
PASSENGER CARS								
DODGE								
	ARIES 4D	ARIES 4D	12	1	6	0	1	8
	ARIES 4D	SPECIAL EDITION	3	1	1	0	1	3
	ARIES SW	CUSTOM	6	1	2	0	0	3
	DAYTONA 2D	DAYTONA 2D	27	2	13	4	3	22
	DAYTONA 2D	TURBO	47	5	11	4	7	27
	DIPLOMAT 4D	SALON	4	2	0	0	2	4
	DIPLOMAT 4D	SE	2	0	1	0	0	1
FORD								
	MUSTANG	LX	66	6	17	10	4	37
	MUSTANG	MUSTANG	40	10	9	2	5	26
	MUSTANG CONV	LX	20	3	5	2	0	10
	THUNDERBIRD 2D	THUNDERBIRD 2D	101	15	29	9	8	61
JAGUAR								
	XJ-S 2D	XJ-S 2D	3	0	0	0	1	1
	XJ6	VDP	2	2	0	0	0	2
	XJ6	XJ6	5	0	2	0	0	2
LINCOLN								
	CONTINENTAL 4D	CONTINENTAL 4D	17	2	4	1	1	8
	LINCOLN CONT. 4D	TOWN CAR	46	5	20	1	5	31
	MARK VII 2D	MARK VII 2D	37	3	14	2	5	24
MASERATI								
	BITURBO 2D	BITURBO 2D	2	0	0	1	0	1
	QUATTROPORTE 4D	QUATTROPORTE 4D	1	0	0	1	0	1
MAZDA								
	626 SEDAN	626 SEDAN	71	10	26	8	12	56
	+626/MX-6 2D	626/MX-6 2D	26	5	14	2	2	23
	+GLC 2D	FWD	11	2	4	2	2	10
	+GLC SEDAN	FWD	18	4	9	1	1	15
MERCEDES BENZ								
	190 D 4D	2.2L	6	1	4	0	1	6
	190 E 4D	2.3L	8	2	3	1	0	6
	300 CD 2D	300 CD 2D	3	1	0	0	0	1
	300 D 4D	300 D 4D	8	4	0	0	0	4
	300 SD 4D	300 SD 4D	7	1	0	1	0	2
	300 TD SW	300 TD SW	2	1	1	0	0	2
	+380 SL CONV	ROADSTER	18	3	2	6	1	12
MERCURY								
	+CAPRI	CAPRI	11	1	3	1	1	6
	COUGAR 2D	COUGAR 2D	82	14	28	4	7	53
MITSUBISHI								
	CORDIA 2D	HIGH/PREM(L/LS)	8	0	4	1	2	7
	CORDIA 2D	MEDIUM	4	2	1	0	1	4
	TREDIA 4D	HIGH/PREM(L/LS)	4	0	1	0	2	3
OLDSMOBILE								
	98 2D RWD	REGENCY	9	1	4	1	1	7
	98 4D RWD	REGENCY	46	1	27	8	2	38
	98 4D RWD	REGENCY BROUGHAM	67	3	33	14	5	55
	+CIERA 2D	CIERA BROUGHAM	20	3	11	2	1	17
	+CIERA 2D	CIERA LS	8	1	3	2	1	7

Table B 15. Thefts and Recoveries of 1984 Model Year vehicles during calendar year 1986

Make	Series	Model	-----Number Recovered in 1986-----					Total
			Number of Thefts	Intact	In-Whole	In-Part	Condition Unknown	
MARKED ANCESTORS PASSENGER CARS								
OLDSMOBILE								
	+CIERA 4D	CIERA BROUGHAM	62	3	30	5	7	45
	+CIERA 4D	LS	65	6	34	2	3	45
	+CUTLASS 2D	CALAIS	71	5	38	7	8	58
	+CUTLASS 2D	CUTLASS SUPREME	390	34	180	50	37	301
	+CUTLASS 2D	SUPREME BROUGHAM	260	17	124	49	23	213
	+CUTLASS 4D	CUTLASS SUPREME	57	8	28	5	5	46
	+CUTLASS 4D	SUPREME BROUGHAM	28	7	15	0	2	24
	+CUTLASS SW	CRUISER	7	2	3	0	2	7
	DELTA-88 2D	ROYALE	28	2	14	1	5	22
	DELTA-88 2D	ROYALE BROUGHAM	55	2	24	17	4	47
	DELTA-88 4D	ROYALE	89	5	48	14	8	75
	DELTA-88 4D	ROYALE BROUGHAM	99	9	47	15	10	81
	TORONADO	BROUGHAM	100	7	48	21	6	82
PLYMOUTH								
	GRAN FURY 4D	SALON	1	0	0	0	0	0
	RELIANT 2D	RELIANT 2D	2	1	0	0	0	1
	RELIANT 2D	SPECIAL EDITION	2	1	0	0	0	1
	RELIANT 4D	RELIANT 4D	17	2	8	0	0	10
	RELIANT 4D	SPECIAL EDITION	4	0	4	0	0	4
	RELIANT SW	SPECIAL EDITION	7	2	2	0	0	4
PONTIAC								
	BONNEVILLE 4D	BONNEVILLE 4D	27	3	11	4	2	20
	BONNEVILLE 4D	BROUGHAM	6	0	1	3	0	4
	BONNEVILLE 4D	LE	3	0	1	1	1	3
	FIERO 2D	FIERO 2D	13	2	5	1	0	8
	FIERO 2D	SE	167	17	79	17	13	126
	FIERO 2D	SPORT	127	16	51	7	7	81
	FIREBIRD	FIREBIRD	171	20	82	18	17	137
	FIREBIRD	SE	41	4	23	3	3	33
	FIREBIRD	TRANS/AM	316	24	129	55	25	233
	+GRAND PRIX	BROUGHAM	29	1	14	6	3	24
	+GRAND PRIX	GRAND PRIX	99	12	41	13	11	77
	+GRAND PRIX	LE	89	8	37	21	5	71
PORSCHE								
	911 COUPE	911 COUPE	6	1	0	1	0	2
	911 TARGA/CABRIOLET	911 TARGA/CABRIOLET	9	0	2	2	0	4
	928 COUPE	928 COUPE	3	1	1	0	0	2
SAAB								
	SAAB 900 2D	S	2	0	2	0	0	2
	SAAB 900 2D	SAAB 900 2D	1	0	1	0	0	1
	SAAB 900 2D	TURBO	5	1	1	0	0	2
	SAAB 900 4D	S	1	0	0	0	0	0
	SAAB 900 4D	SAAB 900 4D	3	0	1	1	0	2
	SAAB 900 4D	TURBO	12	1	6	2	1	10
TOYOTA								
	CAMRY 4D	DELUXE	27	3	17	0	4	24
	CAMRY 4D	LE (LUX. EDN)	68	8	41	3	11	63
	CELICA	GT	87	18	37	9	5	69
	CELICA	GT-S	136	17	63	25	11	116

Table B 15. Thefts and Recoveries of 1984 Model Year vehicles during calendar year 1986

Make	Series	Model	Number					Total
			Thefts	Intact	In-Whole	In-Part	Unknown	
-----Number Recovered in 1986-----								
MARKED ANCESTORS								
PASSENGER CARS								
TOYOTA								
	CELICA	ET	17	4	7	0	0	11
	COROLLA 2D	SR5 SPORT	53	5	25	7	4	41
	COROLLA SEDAN	DELUXE	84	11	48	5	8	72
	COROLLA SEDAN	LE (LUX. EDN)	54	14	26	3	4	47
VOLKSWAGEN								
	+CABRIOLET CONV.	CABRIOLET CONV.	20	5	8	4	1	18
	+RABBIT 2D	GTI	68	6	27	6	4	43
	+RABBIT 2D		15	2	8	1	0	11
	+RABBIT SEDAN	L	15	1	4	1	2	8
	SCIROCCO	SCIROCCO	21	2	7	2	1	12
		Subtotal:	7038	708	3087	970	593	5358
ANTI-THEFT EXEMPT								
ANCESTORS								
PASSENGER CARS								

AUDI								
	5000 4D	S	56	8	19	3	2	32
	5000 SW	S	4	1	1	0	0	2
BMW								
	*733 I 4D	733 I 4D	8	2	4	2	0	8
CHEVROLET								
	*CORVETTE	CORVETTE	186	18	50	18	14	100
CHRY/PLYM/MITS								
	CONQUEST 2D	CONQUEST 2D	5	1	2	0	1	4
DATSUN/NISSAN								
	*240/260/280/300	300 ZX	110	19	27	3	17	66
	*240/260/280/300 2+2	300 ZX	29	2	15	2	2	21
	*810/MAXIMA SEDAN	810/MAXIMA SEDAN	100	15	47	6	7	75
	*810/MAXIMA WAGON	810/MAXIMA WAGON	4	0	1	1	1	3
DODGE/MITSUBISHI								
	CONQUEST 2D	CONQUEST 2D	9	1	3	0	1	5
MAZDA								
	RX-7 COUPE	RX-7 COUPE	225	22	95	29	20	166
MITSUBISHI								
	STARION 2D	HIGH/PREM(L/LS)	15	3	2	2	1	8
OPEL/ISUZU								
	IMPULSE 2D	IMPULSE 2D	12	1	2	4	0	7
TOYOTA								
	*CELICA SUPRA	CELICA SUPRA	133	10	58	25	12	105
	*CRESSIDA 4D	LE (LUX. EDN)	43	6	19	3	4	32
	*CRESSIDA SW	LE (LUX. EDN)	4	0	2	0	0	2
		Subtotal:	943	109	347	98	82	636
		Passenger Total:	11159	1191	4765	1381	997	8334

Table B 15. Thefts and Recoveries of 1984 Model Year vehicles during calendar year 1986

Make	Series	Model	Number				Condition		Total
			Thefts	Intact	In-Whole	In-Part	Unknown		
MPVS									
MPVS									
AMC/EAGLE	EAGLE SW	EAGLE SW	7	0	2	1	1	4	
CHEVROLET TRUCK	10 PICKUP 1/2T	10 PICKUP 1/2T	445	33	94	70	23	220	
	10 PICKUP 1/2T 4X4	4WD	83	4	11	5	2	22	
	20 CREW C P/U 3/4T	BONUS/CREW CAB	1	0	0	0	1	1	
	20 PICKUP 3/4T	20 PICKUP 3/4T	46	1	6	7	4	18	
	20 PICKUP 3/4T 4X4	4WD	17	2	5	1	0	8	
	30 CHASSIS CAB 1T	30 CHASSIS CAB 1T	1	0	0	0	0	0	
	30 CREW C P/U 1T	BONUS CREW CAB	13	1	5	1	1	8	
	30 CREW C P/U 1T 4X4	BONUS/CREW CAB 4WD	1	0	0	0	0	0	
	30 PICKUP 1T	30 PICKUP 1T	12	1	2	0	0	3	
	30 PICKUP 1T 4X4	4WD	2	0	0	1	0	1	
	BLAZER 1/2T 4X4	4WD	64	5	11	7	3	26	
	CHEVYVAN 1/2T	CHEVYVAN 1/2T	20	6	3	2	3	14	
	CHEVYVAN 1/2T	INCOMPLETE	1	0	0	1	0	1	
	CHEVYVAN 1T	CHEVYVAN 1T	6	0	1	1	1	3	
	CHEVYVAN 3/4T	CHEVYVAN 3/4T	35	4	9	3	7	23	
	CHEVYVAN 3/4T	INCOMPLETE	72	2	32	8	9	51	
	EL CAMINO	EL CAMINO	20	3	9	2	2	16	
	S10 BLAZER	S10 BLAZER	32	5	12	4	1	22	
	S10 PICKUP	S10 PICKUP	44	9	13	8	3	33	
	SPORTVAN 1T	BUS	1	0	1	0	0	1	
	SPORTVAN 3/4T	SPORTVAN 3/4T	10	2	4	1	1	8	
	SUBURBAN 1/2T	INCOMPLETE	1	0	1	0	0	1	
	SUBURBAN 1/2T	SUBURBAN 1/2T	41	4	12	9	2	27	
	SUBURBAN 1/2T	TRUCK	1	0	1	0	0	1	
	SUBURBAN 1/2T 4X4	4WD	4	0	3	0	0	3	
	SUBURBAN 3/4T	SUBURBAN 3/4T	8	1	1	3	1	6	
	SUBURBAN 3/4T 4X4	4WD	3	0	0	1	0	1	
	T10 BLAZER 4X4	4WD	68	9	23	7	4	43	
	T10 BLAZER 4X4	TRUCK	2	0	1	0	0	1	
	T10 PICKUP 4X4	4WD	17	3	6	0	0	9	
CHRY/PLYM/MITS	COLT VISTA SW	VISTA	1	1	0	0	0	1	
DATSUN/NISSAN	KING CAB P/U 4X2	KING CAB P/U 4X2	35	8	11	4	1	24	
	KING CAB P/U 4X4	KING CAB P/U 4X4	27	1	15	2	0	18	
	PICKUP LONG 4X2	PICKUP LONG 4X2	8	2	4	0	0	6	
	PICKUP LONG 4X4	PICKUP LONG 4X4	9	1	0	2	0	3	
	PICKUP SHORT 4X2	PICKUP SHORT 4X2	75	23	21	5	6	55	
	PICKUP SHORT 4X4	PICKUP SHORT 4X4	10	1	3	1	0	5	
DODGE TRUCK	AD150 UTILITY	SPORT	3	0	3	0	0	3	
	AW150 UTILITY	SPORT	4	0	0	2	0	2	
	B150 VAN MPV	WAGON	2	0	1	0	0	1	
	B150 VAN TRK/100	TRUCK	6	1	4	0	0	5	
	B250 VAN TRK/100	INCOMPLETE	17	1	8	2	2	13	

Table B 15. Thefts and Recoveries of 1984 Model Year vehicles during calendar year 1986

Make	Series	Model	Number				Condition		Total
			Thefts	Intact	In-Whole	In-Part	Unknown		
-----Number Recovered in 1986-----									
MPVS									
DODGE TRUCK									
	B250 VAN TRK/INC	TRUCK	12	1	2	2	1	6	
	B350 VAN MPV	BUS	6	0	2	1	0	3	
	CARAVAN WAGON	CARAVAN WAGON	5	0	1	1	1	3	
	CAR. AN W.GON	LE	5	0	4	0	0	4	
	CARAVAN WAGON	SE	6	0	2	0	1	3	
	D100/D150 PICKUP	CONVENTIONAL CAB	21	2	4	1	2	9	
	D250 PICKUP	CONVENTIONAL CAB	1	0	0	0	0	0	
	D350 CREW C PICKUP	CREW CAB	1	0	0	0	1	1	
	MINI RAM VAN	MINI RAM VAN	7	1	2	1	0	4	
	RAM50/D50 P/U SH 4X2	RAM50/D50 P/U SH 4X2	4	1	1	1	1	4	
	RAM50/D50 P/U SH 4X2	SPORT	4	0	3	0	1	4	
	RAM50/D50 P/U SH 4X4	RAM50/D50 P/U SH 4X4	2	1	0	0	0	1	
	RAM50/D50 P/U SH 4X4	SPORT	1	1	0	0	0	1	
	W100/W150 PICKUP	CONVENTIONAL CAB	8	0	2	0	1	3	
	W250 PICKUP	CONVENTIONAL CAB	1	0	1	0	0	1	
DODGE/MITSUBISHI									
	COLT VISTA SW	VISTA	4	1	2	0	0	3	
FORD TRUCK									
	BRONCO	4WD	32	0	6	1	2	9	
	BRONCO II 4X4	BRONCO II 4X4	74	7	18	5	5	35	
	E150 ECONO CARGO VAN	CARGO VAN	66	7	27	5	3	42	
	E150 ECONO CLUB WGN	CLUB WAGON	2	0	1	0	0	1	
	E250 ECONO CARGO VAN	CARGO VAN	4	1	3	0	0	4	
	E250 ECONO CLUB WGN	CLUB WAGON	2	1	0	0	1	2	
	F150 PICKUP 4X2	F150 PICKUP 4X2	100	16	22	8	7	53	
	F150 PICKUP 4X4	4WD	21	1	2	3	1	7	
	F150 SUPER P/U 4X2	SUPER PICKUP 4X2	9	1	2	0	0	3	
	F250 PICKUP 4X2	F250 PICKUP 4X2	7	2	2	0	1	5	
	F250 PICKUP 4X4	4WD	12	2	1	0	0	3	
	F250 SUPER P/U 4X2	SUPER PICKUP 4X2	11	0	2	1	0	3	
	F250 SUPER P/U 4X4	SUPER PICKUP 4X4	3	0	0	1	0	1	
	F350 CHASSIS C 4X2	F350 CHASSIS C 4X2	1	0	0	0	0	0	
	F350 PICKUP 4X2	F350 PICKUP 4X2	4	0	1	1	0	2	
	RANGER PICKUP 4X2	RANGER PICKUP 4X2	54	9	16	1	3	29	
	RANGER PICKUP 4X4	4WD	19	1	4	0	0	5	
GMC TRUCK									
	1500 PICKUP 1/2T	1500 PICKUP 1/2T	136	13	37	20	7	77	
	1500 PICKUP 1/2T 4X4	4WD	16	0	3	0	1	4	
	2500 CREW C P/U 3/4T	CREW/BONUS CAB	2	1	0	0	0	1	
	2500 PICKUP 3/4T	2500 PICKUP 3/4T	11	1	1	2	2	6	
	2500 PICKUP 3/4T 4X4	4WD	10	0	5	1	0	6	
	3500 CREW C P/U 1T	CREW/BONUS CAB	4	0	0	1	0	1	
	3500 PICKUP 1T	3500 PICKUP 1T	1	0	0	0	0	0	
	3500 PICKUP 1T 4X4	4WD	1	0	0	0	0	0	
	JIMMY 1/2T 4X4	4WD	13	2	2	1	2	7	
	S15 JIMMY	S15 JIMMY	3	0	0	0	0	0	
	S15 PICKUP	S15 PICKUP	5	0	3	1	1	5	
	SUBURBAN 1/2T	SUBURBAN 1/2T	9	0	4	0	1	5	
	SUBURBAN 3/4T	SUBURBAN 3/4T	1	0	1	0	0	1	
	T15 JIMMY 4X4	4WD	26	0	7	7	4	18	

Table B 15. Thefts and Recoveries of 1984 Model Year vehicles during calendar year 1986

Make	Series	Model	-----Number Recovered in 1986-----					Total
			Number of Thefts	Intact	In-Whole	In-Part	Condition Unknown	
MPVS								
GMC TRUCK								
	T15 PICKUP 4X4	T15 PICKUP 4X4	4	0	2	0	0	2
	VANDURA 3/4T	INCOMPLETE	34	4	13	6	0	23
	VANDURA 3/4T	VANDURA 3/4T	3	0	2	1	0	3
JEEP								
	CHEROKEE 4X4	CHEROKEE 4X4	22	4	9	2	1	16
	CJ-7 ROADSTER	CJ-7 ROADSTER	58	6	5	4	4	19
	WAGONEER	WAGONEER	12	4	3	0	1	8
	WAGONEER/G. WAGONER	GRAND WAGONEER	7	3	2	0	0	5
MAZDA								
	B SER. LONG P/U 4X2	B SER. LONG P/U 4X2	19	6	6	2	0	14
	B SER. STD P/U 4X2	B SER. STD P/U 4X2	77	22	30	5	4	61
	B2200 DSL STD P/U	B2200 DSL STD P/U	1	0	0	1	0	1
MITSUBISHI								
	PICKUP STD 4X2	LOW(S)	8	1	3	0	1	5
	PICKUP STD 4X4	HIGH(SP)	1	0	1	0	0	1
	PICKUP STD 4X4	PREM(SPX)	1	0	0	0	0	0
OPEL/ISUZU								
	P/U LN 1/2T 4X2	P/U LN 1/2T 4X2	12	0	4	0	2	6
	P/U SH 1/2T 4X2	P/U SH 1/2T 4X2	9	1	5	2	0	8
	TROOPER II 4X4	TROOPER II 4X4	1	0	1	0	0	1
PLYMOUTH TRUCK								
	VOYAGER WAGON	LE	6	0	3	0	2	5
	VOYAGER WAGON	SE	9	0	3	2	1	6
SUBARU								
	BRAT 4X4	GL	2	0	2	0	0	2
	DL/GL 4D SEDAN	GL	13	2	5	0	4	11
	DL/GL SW	GL	13	3	3	1	2	9
	DL/GL SW 4WD	GL	10	2	2	1	1	6
SUZUKI								
	JIMNY 4X4	OPEN TOP	4	0	1	0	0	1
	JIMNY VAN 4X4	VAN	1	0	0	0	0	0
TOYOTA								
	4RUNNER PICKUP	4RUNNER PICKUP	9	2	4	1	0	7
	4RUNNER WAGON	SR5	8	0	6	0	0	6
	CARGO VAN 4X2	CARGO VAN 4X2	5	0	3	0	0	3
	LAND CRUISER SW	LAND CRUISER SW	1	0	0	0	0	0
	P/U SH 1/2T 4X4	SR5 SPORT	42	5	14	4	0	23
	P/U X CAB 1/2T 4X4	DELUXE	16	1	5	2	0	8
	P/U X CAB 1/2T 4X4	SR5 SPORT	30	3	9	4	2	18
	P/U XTRA CAB 1/2T	DELUXE	42	11	18	3	2	34
	P/U XTRA CAB 1/2T	SR5 SPORT	20	4	9	1	1	15
	PICKUP LN 1/2T 4X4	DELUXE	18	3	8	0	1	12
	PICKUP LN 1/2T 4X4	SR5 SPORT	21	3	6	4	1	14
	PICKUP LONG 1/2T	DELUXE	26	8	10	1	0	19
	PICKUP LONG 1/2T	PICKUP LONG 1/2T	31	8	10	1	1	20
	PICKUP LONG 1/2T	SR5 SPORT	3	1	2	0	0	3
	PICKUP LONG 3/4T	PICKUP LONG 3/4T	12	5	4	0	2	11
	PICKUP SH 1/2T 4X4	PICKUP SH 1/2T 4X4	22	5	8	2	2	17
	PICKUP SHORT 1/2T	PICKUP SHORT 1/2T	45	8	17	4	2	31
	PICKUP SHORT 1/2T	SR5 SPORT	9	0	4	0	0	4

Table B 15. Thefts and Recoveries of 1984 Model Year vehicles during calendar year 1986

Make	Series	Model	-----Number Recovered in 1986-----					Total
			Number of Thefts	Intact	In-Whole	In-Part	Condition Unknown	
MPVS								
TOYOTA								
	VAN 4X2	DELUXE	9	2	5	0	0	7
	VAN 4X2	LE (LUX. EDN)	41	7	20	3	0	30
VOLKSWAGEN								
	VANAGON	BUS	3	0	2	0	0	2
		Subtotal:	2762	341	803	284	165	1593
MOTORCYCLES								

HARLEY-DAVIDSON								
	MOTORCYCLE	MOTORCYCLE	77	3	4	3	0	10
HONDA								
	MOTORCYCLE	MOTORCYCLE	192	24	27	9	0	60
KAWASAKI								
	MOTORCYCLE	MOTORCYCLE	48	4	7	2	0	13
SUZUKI								
	MOTORCYCLE	MOTORCYCLE	13	1	3	0	0	4
YAMAHA								
	MOTORCYCLE	MOTORCYCLE	41	4	12	4	0	20
		Subtotal:	371	36	53	18	0	107
		Totals:	14612	1585	5719	1737	1194	10235

+ Series subject to the Theft Prevention Standard in 1988 only.

* Series also had passive anti-theft device in 1985-1986.

APPENDIX C

Average Loss Payments for Stolen Vehicles Stratified
by Calendar Year, Vehicle Age, Make, Series and Model

Table C 1. Avg. Loss Payments for Thefts of 1987 Model Year vehicles during calendar year 1987
(Expressed in 1988 dollars)

---Paid Theft Claims with Recovery in 1987---

Make	Series	-Paid Theft Claims-			No	No Parts	Parts	All
		No.	Avg. Actual Amt.	Avg. Paid	Damage	Removed	Removed	Recoveries
					Avg. Amt.	Avg. Amt.	Avg. Amt.	Avg. Amt.
					No. Paid	No. Paid	No. Paid	No. Paid
UNMARKED PASSENGER CARS								
ACURA	INTEGRA 2D	7	12125	11887		5 10837	1 12842	6 11171
	INTEGRA 4D	5	10709	10557		1 15844		2 9690
ALFA ROMEO	SPIDER CONV	1	17246	16234		1 16234		1 16234
AUDI	4000 4D	2	12782	12630		2 12630		2 12630
BMW	325 I 4D	1	25275	25174				0 0
	325 IS 2D	4	25998	25934		1 27041		1 27041
BUICK	CENTURY 4D	12	9373	9162		5 3303		5 3303
	REGAL 2D RWD	65	11779	11631	2 10958	24 8537	13 13550	39 10332
	SKYHAWK 2D	4	6654	6591	2 3677	1 12356		3 6570
	SKYHAWK 4D	2	477	401		2 401		2 401
	SKYLARK 4D	7	4860	4729		4 2769		4 2769
	SOMERSET 2D	6	9541	9389	2 9662	2 7070		4 8366
CADILLAC	BROUGHAM 4D	35	13871	13711	2 11309	18 9843	5 7906	25 9573
	CIMARRON 4D	4	12217	11926		1 4388	2 12692	3 9924
	FLEETWOOD 4D FWD	8	17459	17238		4 11621	2 29860	6 17701
	FLIWD D'ELEGANCE 4D	2	4868	4666		2 4666		2 4666
CHEVROLET	CAPRICE 2D	3	3916	3797		1 1376	1 3653	2 2514
	CAPRICE 4D	45	11545	11432	1 16824	17 7073	9 12156	29 9443
	CAPRICE SW	13	7664	7574		7 4145	2 9867	9 5416
	CAVALIER 2D	32	8390	8288	1 12883	15 7313		19 7447
	CAVALIER 4D	13	5355	5223		10 5190		11 5212
	CAVALIER CONV	3	13288	13153				1 8513
	CAVALIER SW	2	8078	7824		1 11069		1 11069
	CELEBRITY 2D	3	4356	4322		2 5537		3 4322
	CELEBRITY 4D	22	7068	6944		7 4260	2 9489	9 5422
	CELEBRITY SW	5	13398	13236				0 0
	CHEVETTE 2D	6	5685	5575	1 230	2 6750		3 4576
	CHEVETTE 4D	2	5265	5215		1 4247		1 4247
	MONTE CARLO 2D	104	12808	12665	3 8246	27 9378	14 13590	46 10557
	SPECTRUM 4D	11	2482	2403		10 2636	1 76	11 2403
	SPRINT 2D	3	4742	4691		3 4691		3 4691
	SPRINT 4D	3	5284	5250		1 7120		2 4806
CHRYSLER	NEW YORKER 4D (E BODY)	13	8742	8683	1 18932	6 1764	1 412	8 3741
DATSUN/NISSAN	200SX	10	8617	8430	1 332	6 7393		7 6384
	PULSAR 2D	7	13496	13308	1 13069	4 12904		5 12937
	SENTRA 2D	37	6995	6818	2 5062	14 5085		19 5372
	SENTRA 4D	15	6054	5889	1 1224	6 7778		8 6253
	SENTRA SW	5	9094	8993		1 10691	1 6920	3 7429
	STANZA 4D	14	8654	8560		8 6286		9 6359
	STANZA SW	1	8908	8908				1 8908
DODGE	OMNI 4D	7	7248	7089		2 6476	1 5412	3 6121
	OMNI/CHARGER 2D	7	6384	6261	1 9277	2 3908		3 5698
	SHADOW 2D	5	6187	6005		2 940		2 940

Table C 1. Avg. Loss Payments for Thefts of 1987 Model Year vehicles during calendar year 1987
(Expressed in 1988 dollars)

		---Paid Theft Claims with Recovery in 1987---					
		-Paid Theft Claims-		No	No Parts	Parts	All
				Damage	Removed	Removed	Recoveries
				Avg.	Avg.	Avg.	Avg.
				Amt.	Amt.	Amt.	Amt.
Make	Series	No.	Value	Amt. Paid	No. Paid	No. Paid	No. Paid
UNMARKED PASSENGER CARS							
DODGE							
	SHADOW 4D	4	4598	4421		3 2812	4 4421
	SHELBY CHARGER 2D	4	10903	10827		1 8746	1 8746
DODGE/MITSUBISHI	COLT 2D	3	7140	7039			0 0
	COLT 4D	30	4148	4042	3 3293	16 1903	22 2419
FORD	ESCORT 2D	31	6897	6778	2 5402	9 5683	3 9346
	ESCORT 4D	13	5162	5042		7 2871	1 9881
	ESCORT SW	1	172	71			0 0
	EXP 2D	8	5698	5635	2 4845	2 2815	2 8648
	FORD LTD 4D	5	12954	12802		1 274	1 274
	FORD LTD SW	1	4518	4416		1 4416	1 4416
	TAURUS 4D	6	9718	9507	1 13513	1 2157	1 14689
	TAURUS SW	5	8655	8563	1 20306	3 6316	5 8563
	TEMPO 2D	11	7571	7469		6 5585	6 5585
	TEMPO 4D	12	7633	7519	1 10809	7 7176	9 6822
	TEMPO 4D 4WD	1	1504	1504		1 1504	1 1504
HONDA	ACCORD 2D	8	4183	4024	1 190	5 5693	7 4261
	ACCORD 4D	52	7566	7424	9 4852	19 5153	5 8501
	ACCORD LX 2D	1	238	137	1 137		1 137
	CIVIC CVCC 3D	6	9100	8898		1 10197	1 8500
	CIVIC CVCC 4D	17	5707	5597	5 3780	7 4938	3 8196
	CIVIC CVCC SW	1	9875	9875		1 9875	1 9875
	CIVIC CVCC/CRX 2D	15	8340	8145	1 9953	6 7135	1 10179
	CIVIC SW 4X4	1	11412	11412			0 0
	PRELUDE	36	11171	10999	5 11985	15 7698	3 9980
HYUNDAI	EXCEL 2D	12	4562	4444	2 3407	7 4408	1 3918
	EXCEL 4D	48	5177	5034	3 3767	23 4489	3 6129
MAZDA	323 2D	4	4591	4477	1 249	1 574	1 9458
	323 4D	27	5517	5384	3 796	17 5349	1 11183
	323 SW	2	7109	6855		2 6855	2 6855
	626/MX-6 2D	16	8725	8536	1 6007	3 4007	2 9272
	RX-7 COUPE	15	13565	13454	3 9305	6 12949	10 11453
MERCURY	LYNX 2D	5	6897	6796	1 6793	1 1306	2 4049
	LYNX 4D	1	10560	10459			0 0
	MARQUIS/G. MARQ. 2D	2	16752	16701			0 0
	MARQUIS/G. MARQ. SW	1	18174	18073			0 0
	MARQUIX/G. MARQ. 4D	59	16863	16795			2 10492
	SABLE 4D	6	6435	6317	1 310	2 3963	3 2745
	SABLE SW	3	15955	15685		2 15935	2 15935
	TOPAZ 2D	2	5517	5366		2 5366	2 5366
	TOPAZ 4D	3	7272	7002		2 5753	3 7002
MITSUBISHI	MIRAGE 2D	1	597	395	1 395		1 395
	MIRAGE 4D	6	4594	4442		5 3921	5 3921

Table C 1. Avg. Loss Payments for Thefts of 1987 Model Year vehicles during calendar year 1987
(Expressed in 1988 dollars)

---Paid Theft Claims with Recovery in 1987---

Make	Series	-Paid Theft Claims-			No Damage		No Parts Removed		Parts Removed		All Recoveries	
		No.	Avg. Actual Value	Avg. Amt. Paid	No.	Avg. Amt. Paid	No.	Avg. Amt. Paid	No.	Avg. Amt. Paid	No.	Avg. Amt. Paid
UNMARKED PASSENGER CARS												
OLDSMOBILE	CALAIS 2D	14	7217	7134	2	2425	5	4139			10	5041
	CALAIS 4D	14	7030	6925			8	5579			9	4977
	CIERA 2D	5	11340	11147			2	5959	1	18101	3	10006
	CIERA 4D	30	9073	8906	2	11244	17	6254			19	6780
	CUST. CRUISER SW	3	11590	11489							0	0
	CUTLASS 2D	72	9152	9032	4	6841	33	6565	11	11587	49	7621
	CUTLASS 4D	14	6557	6362	2	14728	10	3500			12	5372
	FIRENZA 2D	1	4816	4614			1	4614			1	4614
OPEL/ISUZU	I-MARK 4D FWD	2	8031	7930			1	10530			2	7930
PLYMOUTH	HORIZON 2D	2	5805	5551			1	6645			1	6645
	HORIZON 4D	18	4958	4851	1	6244	6	6503	1	125	11	4638
	SUNDANCE 2D	4	6396	6358	2	5955	1	1018			3	4309
	SUNDANCE 4D	5	3752	3580			4	2285			4	2285
PONTIAC	2000 2D CONV	1	15437	15437	1	15437					1	15437
	6000 4D	18	8051	7961	1	129	9	4440	2	7777	13	4927
	6000 SW	2	6110	5984			1	11965			1	11965
	GRAND AM 2D	47	9103	8965	3	9895	18	6542	4	8893	27	7346
	GRAND AM 4D	24	5735	5614			19	3995	3	11861	22	5067
	GRAND PRIX	16	11156	11106	2	10794	4	7330	4	10912	10	9455
	J2000/2000 2D	13	7980	7848			6	5953			6	5953
	J2000/2000 4D	2	4868	4565							1	405
	PARISIENNE SW	2	4068	3941			2	3941			2	3941
	T1000/1000 4D	1	2846	2644							1	2644
PORSCHE	924 COUPE	1	31970	31869			1	31869			1	31869
	944 COUPE	1	29633	29127							0	0
RENAULT/EAGLE	ALLIANCE 2D	1	603	502							1	502
	ALLIANCE 4D	3	6276	6141			1	5270	1	5043	2	5157
	GTA 2D	4	11386	11285			2	11399			2	11399
SUBARU	HATCHBACK	1	9376	9274							0	0
	JUSTY 2D	1	8349	8349							0	0
TOYOTA	COROLLA TERCEL 2D	3	3196	3044			3	3044			3	3044
VOLKSWAGEN	CABRIOLET CONV.	12	12131	11929	1	1405	5	8989	2	17598	9	10675
	FOX 2D	3	4528	4410			2	2272			2	2272
	FOX 4D	4	6898	6847	1	9177					2	5758
	GOLF 2D	5	6091	5808	1	676	2	3641			3	2653
	GTI 2D	9	10020	9874	1	1173	3	9964	1	8247	5	7862
	JETTA SEDAN	30	7023	6873	5	3172	11	5818			18	5621
	QUANTUM 4D	1	16214	16112							0	0
VOLVO	240 4D	4	14820	14706			3	13527			3	13527
	240 SW	2	16805	16703			1	16021			1	16021
	760/740 4D	6	16595	16460	1	15226	2	20880			3	18995
	760/740 SW	2	14920	14641					1	202	1	202
YUGO	YUGO 2D	10	3904	3807	1	157	3	2986			5	2287
Subtotal:		1454	9063	8929	100	6616	600	6275	114	10880	885	6890

Table C 1. Avg. Loss Payments for Thefts of 1987 Model Year vehicles during calendar year 1987
(Expressed in 1988 dollars)

		---Paid Theft Claims with Recovery in 1987---					
		-Paid Theft Claims-		No	No Parts	Parts	All
				Damage	Removed	Removed	Recoveries
				Avg.	Avg.	Avg.	Avg.
				Amt.	Amt.	Amt.	Amt.
Make	Series	No.	Value	Amt. Paid	No. Paid	No. Paid	No. Paid
MARKED PASSENGER CARS							
ACURA	LEGEND 4D	6	12455	12269		2 16140	2 16140
AUDI	4000 QUATTRO 4D 4WD	1	20558	20457			0 0
BMW	325/325 E 4D	3	20566	20431		2 20915	2 20915
	325/325 E/325 ES 2D	6	9773	9520	2 272	1 21921	3 7489
	528 E 4D	3	9970	9650			0 0
	535 I/535 IS 4D	2	2278	2126		1 2206	1 2206
BUICK	ELECTRA 2D FWD	1	18661	18155			0 0
	ELECTRA 4D FWD	19	8662	8588	1 697	9 5499	5 10090
	LESABRE 2D	4	3520	3292		4 3292	4 3292
	LESABRE 4D	26	10278	10200	1 2212	10 4933	5 12890
	LESABRE SW	1	6799	6698		1 6698	1 6698
	RIVIERA 2D	5	15449	15398	1 20847	1 14622	3 12673
CADILLAC	DEVILLE 2D FWD	11	13847	13714	1 24331	4 10051	1 12941
	DEVILLE 4D FWD	35	16926	16822		12 9378	5 17681
	ELDORADO 2D	4	23353	23138		1 28387	1 28387
	SEVILLE 4D	3	30222	29985			1 30076
CHEVROLET	CAMARO	221	12650	12525	3 5029	91 9801	27 12853
	CAMARO CONV	1	21173	20920			0 0
	NOVA 4D	41	2737	2640		35 2317	36 2328
CHRYSLER	LEBARON 2D	8	13694	13599		2 7295	2 7295
	LEBARON 2D CONV	2	11089	10937		1 19012	1 19012
	LEBARON 4D	4	11551	11526		1 11659	1 9256
	LEBARON 4D (H BODY)	2	3351	3199		1 202	1 202
	LEBARON GTS 4D	1	2782	2782		1 2782	1 2782
	NEW YORKER 4D RWD	16	6291	6212	2 11966	10 2328	1 202
DODGE	600 4D	3	8661	8593			0 0
	ARIES 2D	2	5353	5328	1 30		1 30
	ARIES 4D	4	6773	6684		1 3462	1 3462
	ARIES SW	1	6325	6325		1 6325	1 6325
	DAYTONA 2D	9	11289	11216	1 2197	2 10814	1 13401
	DIPLOMAT 4D	2	8070	7868		1 6099	1 6099
	LANCER 4D	4	8542	8466		2 6481	2 6481
FORD	MUSTANG	32	9990	9902	3 7625	10 7222	4 12966
	MUSTANG CONV	8	15679	15508		2 8455	4 13374
	THUNDERBIRD 2D	25	12540	12428	1 4073	3 7091	2 16391
JAGUAR	XJ6	1	18244	18244			0 0
LINCOLN	CONTINENTAL 4D	2	25439	25338			0 0
	LINCOLN CONT. 4D	18	15987	15771		8 10712	1 4611
	MARK VII 2D	8	21447	21295	1 1842		1 28257
MAZDA	626 SEDAN	49	7342	7156	2 871	27 6210	5 7302
MERCEDES BENZ	190 E 4D	2	17284	16904			0 0
	300 E 4D	4	34159	33855			0 0
	420 SEL 4D	5	52988	52634	1 50066		1 56590
	560 SEL 4D	1	63854	63347			2 53328

Table C 1. Avg. Loss Payments for Thefts of 1987 Model Year vehicles during calendar year 1987
(Expressed in 1988 dollars)

---Paid Theft Claims with Recovery in 1987---

Make	Series	-Paid Theft Claims-		No Damage		No Parts Removed		Parts Removed		All Recoveries		
		No.	Avg. Actual Value	Avg. Amt. Paid	No. Paid	Avg. Amt. Paid	No. Paid	Avg. Amt. Paid	No. Paid	Avg. Amt. Paid	No. Paid	Avg. Amt. Paid
MARKED PASSENGER CARS												
MERCEDES BENZ												
	560 SL CONV	5	26966	26591			1	3508		1	3508	
MERCURY	COUGAR 2D	28	12272	12180	1	192	4	5440	1	15653	6	6268
MITSUBISHI	CORDIA 2D	1	10433	10433							0	0
	TREDIA 4D	1	2593	2593			1	2593			1	2593
OLDSMOBILE	98 2D FWD	1	18284	18234			1	18234			1	18234
	98 4D FWD	29	8728	8610	1	768	12	5899	7	6449	21	6389
	DELTA-88 2D	2	9459	9332							1	3530
	DELTA-88 4D	65	8831	8708	2	9374	35	5788	9	7350	48	6379
	TORONADO	3	19104	18919			1	20391			1	20391
PLYMOUTH	CARAVELLE 4D	1	1040	939			1	939			1	939
	GRAN FURY 4D	1	2018	1815			1	1815			1	1815
	RELIANT 4D	2	4475	4475			1	400			1	400
PONTIAC	BONNEVILLE 4D	23	7239	7169			14	4048	1	14324	16	4646
	FIERO 2D	18	9483	9350	1	684	7	5010	1	100	11	5107
	FIREBIRD	165	12067	11948	2	16570	71	8955	32	14036	110	10598
PORSCHE	911 COUPE	4	51469	51191			3	38302			3	38302
	911 TARGA/CABRIOLET	7	56182	55459					2	55742	2	55742
	928 COUPE	1	709	658			1	658			1	658
SAAB	SAAB 900 2D	5	10071	9950	1	1489	1	1844			2	1667
SUBARU	HARDTOP/XT 2D	7	10720	10597	1	14952	3	8290			4	9956
TOYOTA	CAMRY 4D	26	8409	8265	2	7650	10	6268	2	5930	14	6417
	CAMRY SW	1	1694	1694			1	1694			1	1694
	CELICA	11	15489	15337			2	17616	1	12534	3	15922
	COROLLA 2D	5	5189	5108			2	698			3	4080
	COROLLA FX 2D	2	12801	12674	1	15033	1	10315			2	12674
	COROLLA SEDAN	56	4832	4708	6	973	27	3463	4	7610	45	4091
	MR2	13	9903	9728	1	2836	4	2565	2	12726	8	6836
VOLKSWAGEN	SCIROCCO	8	14401	14223			1	10660	2	16268	4	12661
	Subtotal:	1097	11621	11491	40	6986	453	7307	124	12997	672	8499
ANTI-THEFT EXEMPT PASSENGER CARS												
AUDI	5000 4D	3	20077	19672			1	1993			1	1993
CHEVROLET	CORVETTE	14	25999	25836	1	823			1	34389	2	17606
	CORVETTE CONV	11	35074	34890							0	0
CHRY/PLYM/MITS	CONQUEST 2D	5	15129	15058			3	15329	1	10494	4	14120
DATSUN/NISSAN	240/260/280/300	3	14233	13980			2	10027			2	10027
	240/260/280/300 2+2	2	23061	22554							1	22266
	810/MAXIMA SEDAN	48	13100	12881	1	16300	17	10444	2	9216	25	9433
	810/MAXIMA WAGON	2	10614	10488			1	2940			2	10488

Table C 1. Avg. Loss Payments for Thefts of 1987 Model Year vehicles during calendar year 1987
(Expressed in 1988 dollars)

---Paid Theft Claims with Recovery in 1987---

Make	Series	-Paid Theft Claims-			No Damage		No Parts Removed		Parts Removed		All Recoveries	
		No.	Avg. Actual Value	Avg. Amt. Paid	No. Paid	Avg. Amt. Paid	No. Paid	Avg. Amt. Paid	No. Paid	Avg. Amt. Paid	No. Paid	Avg. Amt. Paid
ANTI-THEFT EXEMPT PASSENGER CARS												
MITSUBISHI	GALANT 4D	5	6918	6817	1	11782	2	2414			4	5020
	STARION 2D	11	13600	13360			4	11047	1	17653	5	12368
TOYOTA	CRESSIDA 4D	33	15552	15362	1	7527	4	5727			7	10071
	SUPRA 2D	13	20396	20224			2	13785			3	17063
	Subtotal:	150	17247	17047	4	9108	36	9667	5	16193	56	10650
	Passenger Total:	2701	10556	10420	144	6788	1089	6816	243	12069	1613	7690
MPVS												
CHEVROLET TRUCK	10 PICKUP 1/2T	209	12169	12099	3	8728	22	9291	25	10261	52	9494
	10 PICKUP 1/2T 4X4	61	15860	15789			1	13107	7	15990	9	15687
	20 CREW C P/U 3/4T	1	17651	17601					1	17601	1	17601
	20 PICKUP 3/4T	6	15439	15321					1	13610	2	15458
	20 PICKUP 3/4T 4X4	13	15413	15327	1	2852	1	15882	1	14125	3	10953
	30 CREW C P/U 1T	5	20345	20193							1	22775
	30 PICKUP 1T	4	17156	17106							0	0
	30 PICKUP 1T 4X4	2	20675	20549							0	0
	ASTRO CARGO VAN	7	9295	9114			1	3760			3	2626
	ASTRO VAN	5	13505	13444			3	11879			3	11879
	BLAZER 1/2T 4X4	33	15020	14922			9	7258			11	7573
	CHEVYVAN 1/2T	2	12168	12041							0	0
	CHEVYVAN 3/4T	19	16641	16572			7	17855	2	5962	10	14106
	EL CAMINO	7	12563	12462			1	238	3	15280	4	11520
	S10 BLAZER	10	7459	7419	1	4801	5	3153			6	3428
	S10 PICKUP	27	7898	7812	3	2139	5	4209	2	9574	10	4661
	SPORTVAN 3/4T	1	312	312			1	312			1	312
	SUBURBAN 1/2T	34	15718	15631			10	7475	4	14519	14	9487
	SUBURBAN 3/4T	2	19429	19302					1	16841	1	16841
	SUBURBAN 3/4T 4X4	1	22492	22441							0	0
	T10 BLAZER 4X4	44	10444	10334	2	3120	16	6964	3	12616	23	7836
	T10 PICKUP 4X4	12	10881	10822	1	15343	1	10978	1	17107	4	10965
DATSUN/NISSAN	P/U KING C 4X2	5	9339	9268	1	4218	2	8193			3	6868
	P/U KING X 4X4	1	14119	13613							0	0
	P/U SHORT 4X2	12	5135	5038	1	7977	6	2917			7	3640
	PATHFINDER	19	13051	12716	1	5406	1	219			4	1793
	VAN	1	14815	14764							0	0
DODGE TRUCK	AD150 UTILITY	6	15891	15849							0	0
	AW150 UTILITY	1	18297	18095							0	0
	B150 VAN TRK/INC	1	19497	19396			1	19396			1	19396
	B250 VAN MPV	2	15315	15289							0	0
	B250 VAN TRK/INC	10	13268	13111	1	7211	3	13437	1	20994	6	12205
	B350 VAN MPV	2	15657	15581			1	16180			1	16180

Table C 1. Avg. Loss Payments for Thefts of 1987 Model Year vehicles during calendar year 1987
(Expressed in 1988 dollars)

		---Paid Theft Claims with Recovery in 1987---					
Make	Series	-Paid Theft Claims-		No	No Parts	Parts	All
		No.	Avg. Actual Amt. Paid	Damage	Removed	Removed	Recoveries
				Avg. Amt. Paid	Avg. Amt. Paid	Avg. Amt. Paid	Avg. Amt. Paid
MPVS							
DODGE TRUCK							
	B350 VAN TRK/INC	1	11630	11377			0 0
	CARAVAN WAGON	4	12389	12288		2 15632	2 15632
	D100/D150 PICKUP	5	10923	10882		1 13543	2 7730
	DAKOTA PICKUP 4X2	3	3589	3470	1 3162	1 1753	2 2457
	RAM 50 P/U LONG 4X2	2	6780	6729		1 4139	1 4139
	RAM50/D50 P/U SH 4X2	4	7847	7745		2 6960	2 6960
	RAM50/D50 P/U SH 4X4	5	7758	7677	1 2705	3 8367	4 6952
	W100/W150 PICKUP	3	11918	11885		1 14081	1 14081
	W250 PICKUP	1	249	198			1 198
DODGE/MITSUBISHI	RAIDER	7	6947	6831	1 1691	3 6666	4 5422
FORD TRUCK	AEROSTAR CARGO VAN	3	15310	15108		3 15108	3 15108
	AEROSTAR VAN	5	10890	10839	1 13793		2 11533
	BRONCO	21	18310	18114			0 0
	BRONCO II 4X2	7	10539	10460		2 8622	1 12509
	BRONCO II 4X4	11	12436	12229	1 322	3 11967	4 9056
	E150 ECONO CARGO VAN	9	20457	20395	1 11773		1 11773
	E350 ECONO CARGO VAN	1	12753	12247		1 12247	1 12247
	F150 PICKUP 4X2	25	11532	11483	1 14826	1 13189	1 14395
	F150 PICKUP 4X4	11	14511	14392		2 13224	2 13224
	F150 SUPER P/U 4X2	17	13224	13156		5 7627	5 7627
	F250 PICKUP 4X2	2	13403	13352		1 13641	1 13641
	F250 PICKUP 4X4	1	16268	16167			0 0
	F250 SUPER P/U 4X2	4	20180	20129			0 0
	F250 SUPER P/U 4X4	1	11601	11550			0 0
	F350 CREW C P/U 4X2	1	20921	20819			0 0
	F350 PICKUP 4X2	1	18778	18778			0 0
	RANGER PICKUP 4X2	33	8623	8514	1 7788	8 6845	1 9484
	RANGER PICKUP 4X4	11	12341	12286	1 16750		1 11031
	RANGER SUPER P/U 4X2	7	7373	7322		4 7092	1 9214
	RANGER SUPER P/U 4X4	2	10987	10936	1 9719		1 9719
GMC TRUCK	1500 PICKUP 1/2T	48	11267	11196	1 5041	7 9321	7 7790
	1500 PICKUP 1/2T 4X4	13	13342	13284		3 6353	1 13720
	2500 PICKUP 3/4T	1	13879	13778			0 0
	2500 PICKUP 3/4T 4X4	2	14972	14897		1 16983	1 16983
	3500 CREW C P/U 1T	1	23040	23040	1 23040		1 23040
	3500 PICKUP 1T 4X4	1	20748	20697		1 20697	1 20697
	CABALLERO	1	13743	13642		1 13642	1 13642
	JIMMY 1/2T 4X4	4	14442	14278		2 11134	2 11134
	RALLY WAGON 3/4T	1	4320	4270			1 4270
	S15 JIMMY	2	13664	13639			0 0
	S15 PICKUP	6	8847	8797	1 9248	2 4604	3 6152
	SAFARI CARGO VAN	3	9155	9020		1 1266	1 1266
	SAFARI VAN	1	5040	4939			0 0
	SUBURBAN 1/2T	11	19099	19048			2 17572
	SUBURBAN 1/2T 4X4	5	17261	17119		1 1170	1 1170

Table C 1. Avg. Loss Payments for Thefts of 1987 Model Year vehicles during calendar year 1987
(Expressed in 1988 dollars)

		---Paid Theft Claims with Recovery in 1987---					
Make	Series	-Paid Theft Claims-		No	No Parts	Parts	All
		No.	Avg. Actual Amt.	Damage	Removed	Removed	Recoveries
			Avg. Paid	Avg. Amt. Paid	Avg. Amt. Paid	Avg. Amt. Paid	Avg. Amt. Paid
MPVS							
GMC TRUCK							
	SUBURBAN 3/4T	1	22464	22464			0 0
	T15 JIMMY 4X4	7	7383	7354	1 894	4 3164	1 19721
	T15 PICKUP 4X4	3	12213	12129			6 5545
	VANDURA 3/4T	1	4581	4379		1 4379	1 12872
JEEP	CHEROKEE 4X2	7	7971	7841		6 6700	1 4379
	CHEROKEE 4X4	41	10243	10091	5 1320	19 7809	6 6700
	COMANCHE 4X2 LONG	1	7801	7700		1 7700	3 1692
	COMANCHE 4X4 SHORT	1	11263	11263			29 5982
	WAGONEER	4	13488	13273	1 5496	2 12503	1 7700
	WAGONEER/G. WAGONEER	1	20601	20500			4 13273
	WRANGLER 4X4	34	12007	11856	2 4113	6 9532	2 9137
MAZDA	B SER. LONG P/U 4X2	6	4854	4786	1 600	1 7692	11 8616
	B SER. STD P/U 4X2	29	6531	6394	4 5812	10 4082	4 8873
	B SER. STD P/U 4X4	2	13757	13606		1 12834	3 3205
	B2000 CAB PLUS P/U	12	7120	7078	1 8993	7 5795	21 5938
MITSUBISHI	MONTERO 4X4	2	8538	8386		1 5349	1 12834
	PICKUP 4X2	9	6042	5902	1 2937	3 3227	9 6764
	PICKUP 4X4	1	10029	9978			1 5349
	PICKUP STD 4X2	1	9955	9853			5 3964
	WAGON VAN	2	9932	9577	1 1041		0 0
OPEL/ISUZU	P/U LN 1/2T 4X2	1	7016	6814		1 6814	1 1041
	P/U SH 1/2T 4X2	4	7227	7138			1 6814
	P/U SPACE C 1/2T 4X2	1	12089	11836			0 0
	TROOPER VAN 4X4	2	8677	8526	1 15687	1 1364	2 8526
PLYMOUTH TRUCK	VOYAGER WAGON	5	6551	6531	1 132	2 579	3 430
SUBARU	DL/GL 4D SEDAN	1	4711	4458		1 4458	1 4458
	DL/GL SW 4WD	6	8189	8113		4 8018	5 7306
	HATCHBACK 4WD	1	8442	8341		1 8341	1 8341
SUZUKI	SAMURAI 4X4	28	6479	6316	2 5055	15 4423	18 4256
	SAMURAI VAN 4X4	3	9832	9815		1 9633	1 9277
TOYOTA	4RUNNER PICKUP	55	10248	10106	9 9153	17 2296	3 15506
	4RUNNER WAGON	7	17795	17592		1 2147	2 9455
	CARGO VAN 4X2	4	10803	10740		2 7302	2 7302
	CARGO VAN 4X4	4	13829	13766		1 2545	1 2545
	LAND CRUISER SW	2	17344	17217			0 0
	P/U SH 1/2T 4X4	4	10174	10034			0 0
	P/U X CAB 1/2T 4X4	22	11927	11754	1 19642	6 6194	2 9318
	P/U X CAB LN 1/2T	12	8441	8323	3 7405	3 4295	10 8983
	PICKUP LN 1/2T 4X4	4	8795	8694		4 8694	6 5850
	PICKUP LONG 1/2T	10	6633	6516	1 7836	3 2385	1 8714
	PICKUP LONG 1T	2	5849	5798			5 4741
	PICKUP SH 1/2T 4X4	26	10758	10595	2 6318	5 8702	1 10655
	PICKUP SHORT 1/2T	45	5261	5144	9 3087	10 5166	9 4291
	VAN 4X2	12	11115	11026	2 554	2 4338	1 10217
	VAN 4X4	2	11375	11375			5 4000

Table C 1. Avg. Loss Payments for Thefts of 1987 Model Year vehicles during calendar year 1987
(Expressed in 1988 dollars)

		---Paid Theft Claims with Recovery in 1987---										
		-Paid Theft Claims-			No Damage		No Parts Removed		Parts Removed		All Recoveries	
Make	Series	No.	Avg. Actual Value	Avg. Amt. Paid	No. Paid	Avg. Amt. Paid	No. Paid	Avg. Amt. Paid	No. Paid	Avg. Amt. Paid	No. Paid	Avg. Amt. Paid
MPVS												
TOYOTA												
Subtotal:		1301	11539	11434	76	6106	302	7228	98	10713	519	7702
Totals:		4002	10876	10750	220	6553	1391	6906	341	11679	2132	7693

Table C 2. Avg. Loss Payments for Thefts of 1986 Model Year vehicles during calendar year 1987
(Expressed in 1988 dollars)

		---Paid Theft Claims with Recovery in 1987---						
Make	Series	-Paid Theft Claims-			No	No Parts	Parts	All
		No.	Avg. Actual Value	Avg. Amt. Paid	Damage	Removed	Removed	Recoveries
					Avg. Amt. Paid	Avg. Amt. Paid	Avg. Amt. Paid	Avg. Amt. Paid
					No. Paid	No. Paid	No. Paid	No. Paid
UNMARKED ANCESTORS								
PASSENGER CARS								
ACURA	INTEGRA 2D	4	2777	2638		4 2638		4 2638
	INTEGRA 4D	1	923	873				0 0
ALFA ROMEO	GTV6 2D	1	14774	14572				0 0
AUDI	4000 4D	4	9710	9571		2 7088		3 9008
	GT COUPE 2D	1	9314	9111				0 0
BUICK	CENTURY 2D	2	8733	8708		2 8708		2 8708
	CENTURY 4D	63	6014	5914	4 5915	22 3742	9 5115	43 4642
	CENTURY SW	2	10617	10338		1 8283		1 8283
	+REGAL 2D RWD	161	8887	8748	4 2676	54 6412	29 9031	93 7095
	SKYHAWK 2D	17	6760	6623		7 4587	3 8302	11 5293
	SKYHAWK 4D	2	7241	7216			1 8352	1 8352
	SKYLARK 4D	17	6275	6185		10 4839	2 7349	13 5099
	SOMERSET 2D	24	7500	7389	2 4958	12 6330	2 10194	16 6641
CADILLAC	BROUGHAM 4D	41	13610	13481		11 9681	9 9731	21 9435
	CIMARRON 4D	11	5398	5260	1 619	7 5721	1 4890	9 5062
	FLEETWOOD FWD 4D	1	21970	20957		1 20957		1 20957
CHEVROLET	CAPRICE 2D	5	11617	11485		2 11223		2 11223
	CAPRICE 4D	71	7066	6956		31 4085	8 6847	45 4732
	CAPRICE SW	13	6699	6570		7 5812	1 12789	9 6765
	CAVALIER 2D	56	5784	5688	2 6201	32 4523	9 7543	43 5233
	CAVALIER 4D	22	4283	4173	3 2039	10 4334	1 754	15 3352
	CAVALIER SW	5	2840	2789	1 108	2 1727		4 1462
	CELEBRITY 2D	8	5682	5599	1 279	4 8061		6 5434
	CELEBRITY 4D	48	8020	5929	2 1932	24 4828		30 4585
	CELEBRITY SW	8	6501	6362	2 3659	4 5461	1 8887	7 5435
	CHEVETTE 2D	7	3551	3472		3 2063		4 3325
	CHEVETTE 4D	4	3944	3931		1 2491		1 2491
	MONTE CARLO 2D	231	9911	9798	8 10815	74 7566	31 8738	117 7956
	SPECTRUM 2D	7	3566	3494		4 3573		6 2935
	SPECTRUM 4D	47	2686	2579	3 4908	36 1963	2 3894	42 2223
	SPRINT 2D	8	3782	3694	1 5598	2 2985		5 2956
	SPRINT 4D	9	4913	4812	1 6358	3 5156		4 5456
CHRYSLER	NEW YORKER 4D (E BODY)	20	6349	6266		9 1892	1 1057	11 1676
DATSUN/NISSAN	200SX	19	7332	7202	3 2221	7 6781	3 8781	13 6190
	PULSAR 2D	37	5806	5646	3 816	14 4352	2 4004	19 3757
	SENTRA 2D	37	4936	4832	4 4896	14 3196	2 5069	23 3707
	SENTRA 4D	22	6120	5915		13 3797	1 7064	15 4189
	SENTRA SW	1	4950	4444				0 0
	STANZA 4D	6	8436	8293		4 9427	1 11594	6 8293
	STANZA SW	5	9417	9306	2 8264			2 8264
DODGE	OMNI 4D	6	4438	4345	2 2263	1 3717	1 4344	4 3147
	OMNI/CHARGER 2D	7	7169	7017	1 4242	1 9785		2 7013
	SHELBY CHARGER 2D	4	8663	8612	1 7997			1 7997

Table C 2. Avg. Loss Payments for Thefts of 1986 Model Year vehicles during calendar year 1987
(Expressed in 1988 dollars)

		---Paid Theft Claims with Recovery in 1987---						
Make	Series	-Paid Theft Claims-			No	No Parts	Parts	All
		No.	Avg. Actual Value	Avg. Amt. Paid	Damage	Removed	Removed	Recoveries
					Avg. Amt. Paid	Avg. Amt. Paid	Avg. Amt. Paid	Avg. Amt. Paid
UNMARKED ANCESTORS								
PASSENGER CARS								
DODGE/MITSUBISHI	COLT 2D	11	3016	2883	1 400	5 1886		8 2291
	COLT 4D	23	4123	3960		14 3728	2 1557	17 3324
FORD	ESCORT 2D	53	4869	4785		26 3687	5 6699	36 4145
	ESCORT 4D	10	4033	3947		5 3012		7 2841
	ESCORT SW	15	4055	3978	1 6986	6 2722	1 3703	10 3377
	EXP 2D	15	4966	4881	2 198	6 5313	1 3014	9 3921
	FORD LTD 2D	4	13674	13610				0 0
	FORD LTD 4D	7	11854	11832		1 758		1 758
	FORD LTD SW	1	13227	13126		1 13126		1 13126
	LTD 4D	4	6189	6126		3 4980		3 4980
	TAURUS 4D	18	8137	8024	3 132	5 6252		9 4700
	TAURUS SW	5	8930	8829	1 404			1 404
	TEMPO 2D	23	5338	5244	1 175	8 2818	3 6958	13 3868
	TEMPO 4D	18	6427	6360	2 7757	9 5308		12 6054
HONDA	ACCORD 2D	13	8838	8678		6 7170		8 7702
	ACCORD 4D	53	7746	7589	7 5962	25 6058	3 12080	39 6673
	ACCORD LX 2D	1	6211	6160		1 6160		1 6160
	CIVIC CVCC 3D	8	4208	4138	1 1163	2 4246	1 1791	5 4094
	CIVIC CVCC 4D	13	5123	5014		8 4719		8 4719
	CIVIC CVCC/CRX 2D	10	3860	3774		7 3644		7 3644
	PRELUDE	44	8301	8190	5 6082	19 6240	2 6191	29 6302
HYUNDAI	EXCEL 2D	7	3753	3615	1 325	3 3903		4 3009
	EXCEL 4D	50	4262	4124	7 2447	26 3652	2 3651	40 3505
MASERATI	SPYDER CONV	1	24356	23344				0 0
MAZDA	323 2D	9	4357	4245	3 2647	2 6002		5 3989
	323 4D	30	4400	4172	4 3682	14 3567	3 3033	27 3715
	+626/MX-6 2D	33	7261	7121	2 7838	17 7041	6 6012	27 6787
	RX-7 COUPE	29	11690	11531	4 7184	8 10550	1 13686	15 8646
MERCURY	+CAPRI	13	8687	8558	2 5206	5 11189		8 8598
	LYNX 2D	6	2655	2621		4, 2181		5 2000
	LYNX 4D	7	4024	3966		3 4837		5 4227
	MARQUIS SW	1	339	289		1 289		1 289
	MARQUIS/GRAND MARQUIS 2D	3	9659	9591		1 264	1 14518	2 7391
	MARQUIS/GRAND MARQUIS 4D	46	13001	12932	1 941	5 4466		6 3878
	MARQUIS/GRAND MARQUIS SW	1	180	130	1 130			1 130
	SABLE 4D	5	7041	6899		4 4798		5 6899
	SABLE SW	1	13831	13781		1 13781		1 13781
	TOPAZ 2D	1	9759	9658				0 0
	TOPAZ 4D	6	7708	7633		5 7030		5 7030
MITSUBISHI	MIRAGE 2D	5	6636	6505		4 8021		4 8021
OLDSMOBILE	CALAIS 2D	24	6441	6335		8 4071	1 11061	12 4070
	CALAIS 4D	19	5583	5490	2 4478	9 4736	3 3716	14 4480
	+CIERA 2D	15	5106	4944		10 3300	1 253	11 3023
	+CIERA 4D	76	6121	5995	10 3138	31 3891	6 6123	50 4020
	CUST. CRUISER SW	9	6483	6376		5 3591	1 2401	7 4258

Table C 2. Avg. Loss Payments for Thefts of 1986 Model Year vehicles during calendar year 1987
(Expressed in 1988 dollars)

		---Paid Theft Claims with Recovery in 1987---										
		-Paid Theft Claims-			No Damage		No Parts Removed		Parts Removed		All Recoveries	
Make	Series	No.	Avg. Actual Value	Avg. Amt. Paid	No. Paid	Avg. Amt. Paid	No. Paid	Avg. Amt. Paid	No. Paid	Avg. Amt. Paid	No. Paid	Avg. Amt. Paid
UNMARKED ANCESTORS												
PASSENGER CARS												
OLDSMOBILE												
	+CUTLASS 2D	235	8158	8037	7	8811	87	5583	36	7253	141	6297
	+CUTLASS 4D	42	6856	6706			18	2661	6	8663	25	4253
	+CUTLASS SW	4	4623	4522			2	5704			4	4522
	FIRENZA 2D	3	3759	3658			2	4900			2	4900
	FIRENZA 4D	5	4221	4160			3	4342			4	3292
	FIRENZA SW	1	5136	5035			1	5035			1	5035
OPEL/ISUZU	I-MARK 4D FWD	9	4964	4801	1	5217	1	637	3	3634	6	4142
PEUGEOT	505 4D	3	11707	11673			2	10737			3	11673
	505 SW	2	1650	1498			1	2513			2	1498
PLYMOUTH	HORIZON 2D	5	5831	5760			1	2336			2	4348
	HORIZON 4D	8	5463	5305			2	6533	1	5792	4	4799
PONTIAC	2000 2D CONV	1	12393	12393			1	12393			1	12393
	6000 2D	2	5654	5553			1	1149	1	9957	2	5553
	6000 4D	51	7289	7177	3	4116	20	5302	11	8554	37	6157
	6000 SW	1	349	248			1	248			1	248
	GRAND AM 2D	65	7412	7295	3	8579	30	5692	9	7103	44	6181
	GRAND AM 4D	40	6628	6535	3	2307	18	5061	2	6310	27	5154
	+GRAND PRIX	45	8993	8865	2	348	12	7093	5	8663	22	6775
	J2000/2000 2D	20	7016	6925	1	3761	5	7341	3	3751	10	5275
	J2000/2000 4D	7	5112	5054			5	3017			5	3017
	J2000/2000 SW	1	8688	8688	1	8688					1	8688
	PARISIENNE 4D	19	7706	7581			13	7888	1	12265	17	7074
	PARISIENNE SW	3	5935	5817			2	7882	1	1688	3	5817
	T1000/1000 2D	3	5823	5806	1	11814					2	6008
	T1000/1000 4D	1	344	243	1	243					1	243
PORSCHE	944 COUPE	9	14370	14111	2	13142	2	15184			4	14163
RENAULT/EAGLE	ALLIANCE 2D	6	2997	2980	2	5607	3	615			5	2612
	ALLIANCE 4D	6	4708	4615			2	2180			3	3263
	ENCORE 4D	2	80	55	1	32	1	78			2	55
SAAB	SAAB 9000 4D	3	17886	17734			1	22284			1	22284
SUBARU	HATCHBACK	1	2177	1671			1	1671			1	1671
TOYOTA	COROLLA TERCEL 2D	8	4145	4019	2	732	2	2223	1	7893	5	2761
	COROLLA TERCEL 4D	2	3232	3207			2	3207			2	3207
	TERCEL SW 2WD	9	6026	5857	3	5423	1	8192	1	4441	6	5845
	TERCEL SW 4WD	2	9933	9781					1	10839	1	10839
TVR	280I CONV	1	25256	25256							0	0
VOLKSWAGEN	+CABRIOLET CONV.	15	9598	9470	1	204	5	6491	3	11351	9	7412
	GOLF 2D	5	5639	5568			2	1071	1	9473	3	3872
	GOLF 4D	6	4290	3910			5	2968			5	2968
	GTI 2D	19	6839	6719	1	9625	9	4791	2	5578	13	5662
	JETTA 2D	1	7259	7259							0	0
	JETTA SEDAN	54	5404	5239	6	2217	27	5133	5	1567	44	4161
	QUANTUM 4D	14	11517	11441	1	6733	1	685	2	11935	4	7822

Table C 2. Avg. Loss Payments for Thefts of 1986 Model Year vehicles during calendar year 1987
(Expressed in 1988 dollars)

---Paid Theft Claims with Recovery in 1987---

Make	Series	-Paid Theft Claims-		No Damage		No Parts Removed		Parts Removed		All Recoveries		
		No.	Avg. Actual Value	Avg. Actual Amt. Paid	Avg. Amt. Paid	No. Paid	Avg. Amt. Paid	No. Paid	Avg. Amt. Paid	No. Paid	Avg. Amt. Paid	
UNMARKED ANCESTORS PASSENGER CARS												
VOLVO	240 4D	4	14956	14867			2	14364			2	14364
	760/740 4D	5	8204	8012	1	253	2	10164			4	5462
YUGO	YUGO 2D	26	2957	2830	1	576	10	2998	1	978	13	2590
Subtotal:		2585	7226	7106	156	4533	1064	5173	259	7364	1627	5438
MARKED ANCESTORS PASSENGER CARS												
ACURA	LEGEND 4D	4	12119	11980			2	4346			2	4346
AUDI	4000 QUATTRO 4D 4WD	3	8968	8732			2	2622			2	2622
	5000 QUATTRO 4D	1	469	368							1	368
BMW	325/325 E 4D	9	16685	16415	1	17669	3	13339			4	14421
	325/325 E/325 ES 2D	13	12616	12460	1	3266	6	9507			8	7974
	528 E 4D	7	16787	16512			1	25415	1	15737	4	11521
	635 CSI/L6 2D	4	30781	30250			1	7385			1	7385
	*735 I 4D	3	23269	22932							0	0
	L7 4D	1	37988	37866							0	0
BUICK	ELECTRA 2D FWD	2	16573	16497			1	18835			1	18835
	ELECTRA 4D FWD	66	8225	8116	3	191	36	5373	7	10840	48	5748
	ELECTRA SW RWD	3	4869	4717			2	5506	1	3140	3	4717
	LESABRE 2D	5	4852	4761			2	3964	1	491	4	2845
	LESABRE 4D	28	7460	7340	1	9842	14	5345	5	9348	21	6269
	LESABRE SW	4	8229	8115			1	4471	2	7584	3	6546
	RIVIERA 2D	4	16623	16383					2	15998	2	15998
CADILLAC	DEVILLE 2D FWD	29	10878	10777	1	40	10	6973	3	8489	19	6723
	DEVILLE 4D FWD	88	11861	11746	4	10978	36	6649	13	15092	56	8699
	ELDORADO 2D	13	21378	21207	1	22520	2	10479			4	15948
	SEVILLE 4D	6	17537	17132			1	6528			2	16176
CHEVROLET	CAMARO	495	11165	11052	30	9038	145	9092	75	10632	278	9250
	NOVA 4D	85	2805	2706	7	3204	60	2116	1	359	76	2239
CHRYSLER	LASER 2D	18	10619	10479	1	9279	9	11301	1	8180	12	10970
	LEBARON 2D	4	10382	10205	1	13157	1	10931			2	12044
	LEBARON 2D CONV	6	10182	9988	1	6872	3	9313			4	8702
	LEBARON 4D	6	5906	5864			5	5300			5	5300
	LEBARON 4D (H BODY)	11	5875	5783	1	858	5	3819	1	4312	7	3466
	LEBARON GTS 4D	5	2677	2606	1	61	4	3242			5	2606
	LEBARON SW	1	12929	12828			1	12828			1	12828
	NEW YORKER 4D RWD	24	11117	11035	1	11988	11	7376	1	14625	14	8880
DODGE	600 2D	1	8581	8328							0	0
	600 2D CONV.	5	4479	4368			3	3392	1	1135	4	2828
	600 4D	1	11346	11295					1	11295	1	11295
	ARIES 2D	2	288	237	1	296	1	178			2	237
	ARIES 4D	6	5695	5569	1	4326	2	5406			4	4452
	ARIES SW	2	8352	8302							0	0

Table C 2. Avg. Loss Payments for Thefts of 1986 Model Year vehicles during calendar year 1987
(Expressed in 1988 dollars)

		---Paid Theft Claims with Recovery in 1987---						
Make	Series	-Paid Theft Claims-		No	No Parts	Parts	All	
		No.	Avg. Actual Value	Avg. Amt. Paid	Damage	Removed	Removed	Recoveries
		No.	Avg. Actual Value	Avg. Amt. Paid	No. Paid	Avg. Amt. Paid	No. Paid	Avg. Amt. Paid
MARKED ANCESTORS PASSENGER CARS								
DODGE	DAYTONA 2D	24	8143	8078		12 8039		14 7555
	LANCER 4D	9	5315	5191	1 5593	5 4582		6 4751
FORD	MUSTANG	83	10041	9945	2 10243	26 9006	14 10449	44 9361
	MUSTANG CONV	16	10592	10507	3 4193	4 6350	1 14198	8 6522
	THUNDERBIRD 2D	37	10246	10167	1 230	13 9630	2 12901	18 9479
JAGUAR	XJ-S 2D	2	37978	37371				0 0
	XJ6	6	22128	22043				2 1985
LINCOLN	CONTINENTAL 4D	3	19652	19348		1 22001	1 23185	2 22593
	LINCOLN CONT. 4D	25	14607	14445	1 61	9 12585	1 18988	13 13094
	MARK VII 2D	5	14939	14828		3 10400		3 10400
MAZDA	626 SEDAN	77	5009	4847	4 1791	42 4442	7 6229	65 4524
MERCEDES BENZ	190 D 4D	1	23921	23921				0 0
	190 E 4D	5	21022	20749				0 0
	300 E 4D	5	30652	30146	2 21178	1 43402		3 28586
	300 SDL 4D	1	48254	48153				0 0
	420 SEL 4D	2	48652	48551				0 0
	560 SEC 2D	1	49788	49535				0 0
	560 SEL 4D	3	48301	47930		1 25557		1 25557
	560 SL CONV	5	39989	39644		1 241		1 241
MERCURY	COUGAR 2D	52	9787	9668	1 11322	22 7984	2 7474	26 7924
MERKUR	XR4TI 2D	3	9203	9169	1 13234	2 7136		3 9169
MITSUBISHI	CORDIA 2D	1	7903	7701		1 7701		1 7701
	TREDIA 4D	4	6879	6664		4 6664		4 6664
OLDSMOBILE	98 2D FWD	3	6932	6899	1 3298	1 2410		2 2854
	98 4D FWD	77	6699	6607	6 967	44 5480	12 6882	63 5260
	DELTA-88 2D	19	7241	7113	1 13854	10 4140	1 1790	13 5462
	DELTA-88 4D	97	6910	6804	6 4469	46 5347	17 7667	74 5870
	TORONADO	3	18810	18540		1 19322	1 17741	2 18531
PLYMOUTH	CARAVELLE 4D	4	6280	6154	1 736	2 6961		3 4886
	GRAN FURY 4D	2	984	882		2 882		2 882
	RELIANT 2D	2	4339	4264		1 1299		1 1299
	RELIANT 4D	5	4958	4817	1 136		1 2758	2 1447
	RELIANT SW	2	4698	4597		1 622		1 622
PONTIAC	BONNEVILLE 4D	8	4082	3987	1 27	5 2018	1 12165	7 3183
	FIERO 2D	90	7266	7148	4 5927	41 5486	9 7516	60 5912
	FIREBIRD	239	10058	9928	1 5442	108 8060	31 9683	149 8442
PORSCHE	911 COUPE	3	42811	42271			1 44682	1 44682
	911 TARGA/CABRIOLET	5	46031	45333			3 39274	3 39274
	928 COUPE	1	47475	46969				1 46969
SAAB	SAAB 900 2D	3	11419	11234		1 1639		1 1639
	SAAB 900 4D	1	4805	4603				1 4603
SUBARU	HARDTOP/XT 2D	8	9192	9008	1 438	4 9170		5 7424

Table C 2. Avg. Loss Payments for Thefts of 1986 Model Year vehicles during calendar year 1987
(Expressed in 1988 dollars)

		---Paid Theft Claims with Recovery in 1987---						
		-Paid Theft Claims-			No Damage	No Parts Removed	Parts Removed	All Recoveries
Make	Series	No.	Avg. Actual Value	Avg. Amt. Paid	Avg. Amt. No. Paid	Avg. Amt. No. Paid	Avg. Amt. No. Paid	Avg. Amt. No. Paid
MARKED ANCESTORS PASSENGER CARS								
TOYOTA	CAMRY 4D	131	4646	4533	14 3321	75 3480	6 6522	106 3795
	CELICA	42	8976	8865	6 8106	19 6641	1 13887	27 7492
	COROLLA 2D	21	6110	5961	1 6812	12 4834	1 6830	15 4860
	COROLLA SEDAN	118	3631	3514	10 2656	73 2803	5 7025	99 2855
	MR2	55	9652	9493	6 5143	15 7057	12 12254	38 8727
VOLKSWAGEN	SCIROCCO	6	10745	10610		1 5247	1 9925	2 7586
Subtotal:		2280	9334	9209	133 5946	979 6306	247 10384	1492 6948
ANTI-THEFT EXEMPT ANCESTORS PASSENGER CARS								
AUDI	5000 4D	7	12205	11973		2 8760		2 8760
CHEVROLET	*CORVETTE	29	24323	24080	1 5530		2 26619	3 19590
	*CORVETTE CONV	13	28201	27979		1 26577		2 13488
CHRY/PLYM/MITS	CONQUEST 2D	2	7666	7666		1 15251		1 15251
DATSUN/NISSAN	*240/260/280/300	22	15463	15307	3 17130	4 12002	1 18653	9 13152
	*810/MAXIMA SEDAN	37	8455	8295	3 877	16 7631	2 13571	26 6699
	*810/MAXIMA WAGON	1	5037	4936		1 4936		1 4936
MITSUBISHI	GALANT 4D	14	8790	8552		10 7407	1 11884	11 7814
	STARION 2D	4	14297	14209		1 12158		2 13940
OPEL/ISUZU	IMPULSE 2D	5	10624	10493		3 10312	1 10589	4 10381
TOYOTA	*CELICA SUPRA	9	10995	10742		4 8954	2 12262	8 10349
	*CRESSIDA 4D	29	9200	9096	2 1664	14 6746		18 6254
	*SUPRA 2D	14	16733	16610		3 13147	1 17572	4 14253
Subtotal:		186	14324	14149	9 6987	60 8687	10 16360	91 9052
Passenger Total:		5051	8438	8314	298 5237	2103 5800	516 8983	3210 6242
MPVS								
CHEVROLET TRUCK	10 PICKUP 1/2T	420	9953	9883	11 8033	62 6394	48 9752	129 7987
	10 PICKUP 1/2T 4X4	106	11914	11851	3 8568	7 6745	6 7331	18 7275
	20 CREW C P/U 3/4T	1	15374	15324				0 0
	20 PICKUP 3/4T	30	12069	12018		5 10920	2 13070	9 11353
	20 PICKUP 3/4T 4X4	19	14012	13951		3 6605	1 21563	4 10344
	30 CHASSIS CAB 1T	1	17822	17771		1 17771		1 17771
	30 CREW C P/U 1T	16	21433	21351		1 15889	3 17476	4 17079
	30 CREW C P/U 1T 4X4	2	11195	10942				0 0
	30 PICKUP 1T	9	14439	14377		1 19091	3 12901	4 14448
	30 PICKUP 1T 4X4	1	15150	15150				0 0
	ASTRO CARGO VAN	12	9069	8980		5 9781	2 9378	7 9666

Table C 2. Avg. Loss Payments for Thefts of 1986 Model Year vehicles during calendar year 1987
(Expressed in 1988 dollars)

		---Paid Theft Claims with Recovery in 1987---										
		-Paid Theft Claims-			No	No Parts	Parts	All				
					Damage	Removed	Removed	Recoveries				
					Avg.	Avg.	Avg.	Avg.				
					Amt.	Amt.	Amt.	Amt.				
					No.	No.	No.	No.				
					Actual	Actual	Actual	Actual				
					Value	Value	Value	Value				
Make	Series	No.	Value	Amt. Paid	No. Paid	No. Paid	No. Paid	No. Paid	No. Paid	Amt. Paid	Amt. Paid	
MPVS												
CHEVROLET TRUCK												
	ASTRO VAN	13	10357	10213		4	6417		5	5927		
	BLAZER 1/2T 4X4	54	11920	11825	1	538	12	5059	6	13601	20	7386
	CHEVYVAN 1/2T	2	5951	5748			2	5748			2	5748
	CHEVYVAN 1T	1	2369	2268			1	2268			1	2268
	CHEVYVAN 3/4T	50	12631	12551			19	6622	2	14592	24	7597
	EL CAMINO	11	10070	10010			3	5008	2	12662	5	8070
	S10 BLAZER	14	10168	10052	1	13808	4	6435	2	9600	7	8393
	S10 PICKUP	35	6966	6896	2	5764	12	4594	2	12138	16	5683
	SPORTVAN 3/4T	1	8884	8834							0	0
	SUBURBAN 1/2T	42	13436	13357	1	14138	11	6976	5	15277	18	9532
	SUBURBAN 1/2T 4X4	6	16717	16624					1	12394	1	12394
	SUBURBAN 3/4T	1	8693	8592					1	8592	1	8592
	SUBURBAN 3/4T 4X4	3	11195	11094			2	9155			2	9155
	T10 BLAZER 4X4	54	8995	8912	2	1966	20	4888	6	11663	31	6934
	T10 PICKUP 4X4	13	10736	10647	1	11873	3	7245			5	7700
DATSUN/NISSAN												
	CHASSIS CAB	1	12800	12749							0	0
	KING CAB P/U 4X2	10	7648	7572	3	4862	1	9023	3	7316	7	6508
	KING CAB P/U 4X4	11	9780	9698	1	12527	3	7814	1	6131	5	8420
	P/U KING C 4X2	7	4797	4703	3	2014					4	1662
	P/U KING C 4X4	16	8802	8719	1	156	2	12345	2	4814	6	5746
	P/U LONG 4X2	3	1336	1269	1	3152					3	1269
	P/U LONG 4X4	2	9462	9411							1	9703
	P/U SHORT 4X2	23	5564	5473	3	1401	10	5688	3	6416	18	4887
	P/U SHORT 4X4	3	9568	9483							0	0
	PICKUP LONG 4X2	4	7171	7083					2	6909	2	6909
	PICKUP LONG 4X4	1	9145	9094							0	0
	PICKUP SHORT 4X2	23	4664	4583	4	4225	9	3845	4	5317	17	4280
	PICKUP SHORT 4X4	4	7687	7612			2	9673			2	9673
DODGE TRUCK												
	AD150 UTILITY	6	9504	9386			2	6727			2	6727
	AW150 UTILITY	6	12716	12531			3	10734			3	10734
	B150 VAN TRK/INC	4	10586	10435			1	6146	1	12138	2	9142
	B250 VAN MPV	1	10373	10272							0	0
	B250 VAN TRK/INC	12	14451	14287	1	13120	6	12815			7	12856
	CARAVAN WAGON	11	5534	5456			6	4178			7	4355
	CARGO MINIVAN	2	5219	5042	1	167	1	9916			2	5042
	D100/D150 PICKUP	17	8104	8047			5	5770	3	6644	8	6097
	D250 PICKUP	1	11700	11650					1	11650	1	11650
	RAM50/D50 P/U SH 4X2	9	7056	7011			4	6374	1	7513	5	6602
	RAM50/D50 P/U SH 4X4	2	6002	6002			1	2781			1	2781
	W100/W150 PICKUP	7	11871	11762			2	6393			2	6393
	W250 PICKUP	1	13007	13007							1	13007
DODGE/MITSUBISHI												
	COLT VISTA SW	4	2630	2554			3	3311			3	3311
	COLT VISTA SW 4X4	1	3565	3514							0	0

Table C 2. Avg. Loss Payments for Thefts of 1986 Model Year vehicles during calendar year 1987
(Expressed in 1988 dollars)

		---Paid Theft Claims with Recovery in 1987---							
Make	Series	-Paid Theft Claims-			No	No Parts	Parts	All	
		No.	Avg. Value	Avg. Amt. Paid	Damage	Removed	Removed	Recoveries	
		No.	Avg. Value	Avg. Amt. Paid	Avg. Amt. Paid	Avg. Amt. Paid	Avg. Amt. Paid	Avg. Amt. Paid	
MPVS									
FORD TRUCK	AEROSTAR CARGO VAN	5	10365	10314	1 43	1 10988		2 5515	
	AEROSTAR VAN	14	11725	11613	1 3772	5 10792		6 9622	
	BRONCO	29	14460	14352		3 8262	2 12687	8 10115	
	BRONCO II 4X4	26	12484	12369	3 6459	2 11854	2 15668	9 11130	
	E150 ECONO CARGO VAN	31	13917	13832	3 14820	8 10548	2 16697	14 12402	
	E250 ECONO CARGO VAN	2	4214	4113		2 4113		2 4113	
	E350 ECONO CARGO VAN	1	9990	9484		1 9484		1 9484	
	F150 PICKUP 4X2	89	9249	9164	6 8246	10 3368	4 7768	22 6201	
	F150 PICKUP 4X4	25	11181	11126		5 6649		6 7344	
	F150 SUPER P/U 4X2	26	11254	11163		4 8331	1 7994	6 8699	
	F150 SUPER P/U 4X4	1	15129	15079				0 0	
	F250 PICKUP 4X2	8	12695	12638		1 472		2 7119	
	F250 PICKUP 4X4	9	13672	13582		1 17022		2 9331	
	F250 SUPER P/U 4X2	17	13403	13326		2 8777	2 14500	5 12734	
	F250 SUPER P/U 4X4	6	18796	18728		1 21196		1 21196	
	F350 CREW C P/U 4X2	4	19654	19578				1 22120	
	F350 CREW C P/U 4X4	1	17930	17930				0 0	
	F350 PICKUP 4X2	4	15422	15358				0 0	
	F350 PICKUP 4X4	1	13039	12937				0 0	
	RANGER PICKUP 4X2	41	6008	5928	7 2044	11 6114	1 9333	21 4821	
	RANGER PICKUP 4X4	12	8313	8233	1 10293	3 5195	1 4003	5 5976	
	RANGER SUPER P/U 4X2	11	8741	8663	1 784	1 11365		4 6847	
	RANGER SUPER P/U 4X4	5	12543	12532				2 12551	
GMC TRUCK	1500 PICKUP 1/2T	75	10533	10468	3 8405	5 6434	8 8061	18 7965	
	1500 PICKUP 1/2T 4X4	12	11278	11185	1 5447	2 12051	1 11325	4 10219	
	2500 PICKUP 3/4T	8	12590	12527	1 12107		1 12456	2 12282	
	2500 PICKUP 3/4T 4X4	4	13196	13145		1 14839		1 14839	
	3500 CHASSIS CAB 1T	1	18244	18244		1 18244		1 18244	
	3500 CREW C P/U 1T	5	17737	17656				0 0	
	3500 PICKUP 1T	3	15404	15320				0 0	
	3500 PICKUP 1T 4X4	1	15390	15390				0 0	
	JIMMY 1/2T 4X4	11	12086	12008	1 265	1 51	3 14767	5 8923	
	S15 JIMMY	6	5512	5444	1 6181	3 4636	1 2147	5 4447	
	S15 PICKUP	4	5038	5000		1 1095	1 1532	2 1314	
	SAFARI CARGO VAN	2	8874	8773		1 3016		2 8773	
	SAFARI VAN	1	1513	1411				0 0	
	SUBURBAN 1/2T	9	16227	16137		1 15486	1 18174	3 12662	
	SUBURBAN 1/2T 4X4	2	17933	17908				0 0	
	SUBURBAN 3/4T	2	7986	7935			2 7935	2 7935	
	T15 JIMMY 4X4	7	6113	6055		4 5910		5 4739	
	T15 PICKUP 4X4	2	12540	12489				0 0	
	VANDURA 3/4T	7	14723	14600		1 17707	1 10276	4 9993	
	JEEP	CHEROKEE 4X2	6	5051	4949	1 274	3 4455	1 3499	5 3428
		CHEROKEE 4X4	49	7295	7148	2 8060	21 3694	4 3196	29 4095
		CJ-7 ROADSTER	21	9659	9560	3 7595	2 8527	1 13920	6 8960
		COMANCHE 4X2 LONG	8	7422	7276	1 11376	3 6299		5 7127

Table C 2. Avg. Loss Payments for Thefts of 1986 Model Year vehicles during calendar year 1987
(Expressed in 1988 dollars)

		---Paid Theft Claims with Recovery in 1987---										
Make	Series	-Paid Theft Claims-		No Damage		No Parts Removed		Parts Removed		All Recoveries		
		No.	Avg. Actual Value	Avg. Amt. Paid	No.	Avg. Amt. Paid	No.	Avg. Amt. Paid	No.	Avg. Amt. Paid	No.	Avg. Amt. Paid
MPVS												
JEEP	COMANCHE 4X4 LONG	15	9717	9646	1	9878	3	7529	1	11357	5	8764
	WAGONEER	4	17646	17482	1	16137	1	17253			2	16695
	WAGONEER/G. WAGONEER	6	16874	16672			2	10956			2	10956
MAZDA	B SER. LONG P/U 4X2	15	6052	5950	1	8373	7	4460	2	5721	10	5104
	B SER. STD P/U 4X2	41	4469	4371	3	2943	23	3887	5	7505	31	4379
	B2000 CAB PLUS P/U	9	6132	6098			3	3207			3	3207
MITSUBISHI	MONTERO 4X4	2	12105	11801							0	0
	PICKUP STD 4X2	18	3907	3797	4	1407	6	4354	1	3056	14	3708
	PICKUP STD 4X4	4	2789	2726	1	356			2	1073	3	834
OPEL/ISUZU	P/U LN 1/2T 4X2	2	5290	5290							0	0
	P/U SH 1/2T 4X2	9	6102	6035	2	6703	1	1402			3	4936
	P/U SH 1/2T 4X4	2	5717	5642							2	78
	P/U SPACE C 1/2T 4X2	1	11753	11753			1	11753			1	11753
	P/U SPACE C 1/2T 4X4	1	405	405	1	405					1	405
	TROOPER II 4X4	2	717	514	2	514					2	514
	TROOPER VAN 4X4	6	10383	10324			1	12532			1	12532
PLYMOUTH TRUCK	VOYAGER WAGON	9	5721	5637			5	5745	1	13363	7	6414
SUBARU	BRAT 4X4	2	5998	5745			2	5745			2	5745
	DL/GL 2D	2	1423	1296			1	2190			1	2190
	DL/GL 4D SEDAN	8	6981	6823			4	8114			6	7530
	DL/GL SW	6	6591	6558	1	8681	2	1253			3	3729
	DL/GL SW 4WD	4	7512	7195			3	5954			3	5954
	GL 2D 4WD	1	10640	10387			1	10387			1	10387
	HARDTOP/XT 2D 4WD	3	8475	8256			1	1997			2	6374
SUZUKI	SAMURAI 4X4	15	5049	4951	7	2746	5	5654	1	8851	13	4334
	SAMURAI VAN 4X4	4	5942	5815	2	4577			1	6385	3	5179
TOYOTA	4RUNNER PICKUP	56	6358	6264	8	2026	30	4177	5	7674	45	4569
	4RUNNER WAGON	32	8314	8228	1	2290	17	5475	2	15728	20	6341
	4RUNNER WAGON 4WD	1	22019	21766							0	0
	CARGO VAN 4X2	19	10197	10082	4	9559	8	9508	1	1608	13	8916
	LAND CRUISER SW	2	14770	14669							0	0
	P/U SH 1/2T 4X4	13	8115	8021	1	5703	2	4089	1	9451	6	3915
	P/U X CAB 1/2T 4X4	53	9134	9027	8	5700	10	6257	5	13067	23	7543
	P/U X CAB LN 1/2T	8	4483	4356	1	7410	5	2487			6	3307
	P/U XTRA CAB 1/2T	10	7002	6900			3	2983			4	3449
	PICKUP LN 1/2T 4X4	19	6911	6791	2	4921	9	5849			11	5680
	PICKUP LONG 1/2T	26	4358	4249	8	3296	7	1732	4	7214	21	3573
	PICKUP LONG 1T	5	6337	6235	1	4098	3	5871			4	5428
	PICKUP SH 1/2T 4X4	47	6345	6236	5	6433	14	4572	4	2839	26	4594
	PICKUP SHORT 1/2T	68	4762	4644	11	3086	19	3375	5	5367	37	3628
	VAN 4X2	31	8516	8400	7	3164	3	3487	1	8381	11	3727
	Subtotal:	2304	9535	9448	160	5176	552	6000	5	9528	989	6701

Table C 2. Avg. Loss Payments for Thefts of 1986 Model Year vehicles during calendar year 1987
(Expressed in 1988 dollars)

		---Paid Theft Claims with Recovery in 1987---										
		-Paid Theft Claims-		No Damage		No Parts Removed		Parts Removed		All Recoveries		
Make	Series	No.	Avg. Actual Value	Avg. Amt. Paid	No. Paid	Avg. Amt. Paid	No. Paid	Avg. Amt. Paid	No. Paid	Avg. Amt. Paid	No. Paid	
Totals:		7355	8782	8670	458	5216	2655	5842	711	9133	4199	6350

+ Series subject to the Theft Prevention Standard in 1988 only.

* Series also had passive anti-theft device in 1985-1986.

Table C 3. Avg. Loss Payments for Thefts of 1985 Model Year vehicles during calendar year 1987
(Expressed in 1988 dollars)

		---Paid Theft Claims with Recovery in 1987---					
Make	Series	-Paid Theft Claims-		No	No Parts	Parts	All
		No.	Avg. Actual Value	Damage	Removed	Removed	Recoveries
			Avg. Amt. Paid	Avg. Amt. Paid	Avg. Amt. Paid	Avg. Amt. Paid	Avg. Amt. Paid
UNMARKED ANCESTORS							
PASSENGER CARS							
ALFA ROMEO	GTV6 2D	2	12274	12147			0 0
	SPIDER CONV	3	8118	8016		1 1029	1 1029
AUDI	4000 4D	5	8334	8223		2 4249	2 4249
AVANTI	AVANTI 2D	1	36052	35850			1 35850
BUICK	CENTURY 4D	45	5143	5026	5 2675	18 2504	2 4727
	CENTURY SW	1	6594	6594			0 0
	+REGAL 2D RWD	160	6410	6281	4 954	71 4597	20 7241
	SKYHAWK 2D	9	5941	5829		6 6469	6 6469
	SKYHAWK 4D	7	5324	5158		5 4362	5 4362
	SKYHAWK SW	1	2598	2598		1 2598	1 2598
	SKYLARK 4D	13	5769	5625		3 3079	1 4528
	SOMERSET 2D	16	5736	5631	2 2281	8 5284	10 4683
CADILLAC	BROUGHAM 2D	2	18007	17501			0 0
	BROUGHAM 4D	54	9687	9526	2 1782	23 6066	8 9181
	CIMARRON 4D	8	8063	7987	1 10477	3 5616	1 6327
	FLEETWOOD/DEVILLE 4D FWD	19	9489	9398	2 3492	10 9915	3 10808
	FLTW/DEVILLE FWD 2D	1	14782	14529			0 0
CHEVROLET	CAPRICE 2D	5	6387	6245	1 2467	4 7189	5 6245
	CAPRICE 4D	48	7443	7326		17 6161	9 7020
	CAPRICE SW	9	8286	8072		4 7211	4 7211
	CAVALIER 2D	28	4975	4872	1 3090	11 4233	1 6248
	CAVALIER 4D	20	4287	4196	2 3041	8 3162	1 3198
	CAVALIER CONV	2	6455	6429		1 2713	1 2713
	CAVALIER SW	4	4787	4712		2 3649	2 3649
	CELEBRITY 2D	10	4561	4491	2 5105	3 4190	3 2032
	CELEBRITY 4D	55	4659	4554	6 2640	26 3204	6 5416
	CELEBRITY SW	10	4595	4493	1 429	5 2093	6 1815
	CHEVETTE 2D	6	3767	3741	2 4136	1 705	4 3489
	CHEVETTE 4D	12	3890	3788		5 2845	6 3081
	CITATION 2D	1	6728	6627		1 6627	1 6627
	CITATION 4D	4	4662	4535	1 1611		1 1611
	IMPALA 4D	5	6257	6166		1 6429	1 6814
	MONTE CARLO 2D	139	7259	7153	6 7134	61 5263	14 8460
	SPECTRUM 2D	5	2304	2203		4 1330	4 1330
	SPECTRUM 4D	21	1935	1854	2 1900	15 1820	2 1017
	SPRINT 2D	4	3852	3802	3 4128	1 2822	4 3802
CHRYSLER	LIMOUSINE 4D	1	1914	1762		1 1762	1 1762
	NEW YORKER 4D (E BODY)	25	6641	6552	3 7154	13 3704	17 4621
DATSUN/NISSAN	200SX	22	7457	7337		9 5770	1 7289
	PULSAR 2D	11	5157	5079	1 9219	8 4785	9 5277
	SENTRA 2D	27	4330	4195	2 4889	13 3973	3 3212
	SENTRA 4D	24	4411	4284	4 2487	10 3443	1 6560
	SENTRA SW	6	2149	1939	1 121	4 2701	6 1939

Table C 3. Avg. Loss Payments for Thefts of 1985 Model Year vehicles during calendar year 1987
(Expressed in 1988 dollars)

		---Paid Theft Claims with Recovery in 1987---					
		-Paid Theft Claims-		No	No Parts	Parts	All
				Damage	Removed	Removed	Recoveries
				Avg.	Avg.	Avg.	Avg.
				Amt.	Amt.	Amt.	Amt.
Make	Series	No.	Avg. Value	Avg. Paid	No. Paid	No. Paid	No. Paid
UNMARKED ANCESTORS							
PASSENGER CARS							
DATSUN/NISSAN							
	STANZA 4D	17	4355	4188	3 1228	10 4275	1 9661
DODGE	OMNI 4D	7	3909	3837		3 3088	3 3088
	OMNI/CHARGER 2D	9	5103	4979		4 4094	4 4094
	SHELBY CHARGER 2D	1	7039	6937			0 0
DODGE/MITSUBISHI	COLT 2D	1	1241	1140		1 1140	1 1140
	COLT 4D	8	2734	2620		5 2021	5 2021
FIAT/BERTONE	X 1/9	1	4472	4270		1 4270	1 4270
FORD	ESCORT 2D	39	4399	4330	3 3846	18 4654	2 3118
	ESCORT 4D	28	3967	3911		13 3593	5 4581
	ESCORT SW	11	3126	3033	1 465	4 1779	1 5268
	EXP 2D	6	4562	4503		3 4166	3 4166
	FORD LTD 2D	3	10385	10351	1 10413		2 10320
	FORD LTD 4D	22	9797	9721		4 8229	5 7437
	FORD LTD SW	5	10571	10540		1 9669	1 9712
	LTD 4D	11	5186	5126		5 4628	2 3531
	LTD SW	1	1785	1684		1 1684	1 1684
	TEMPO 2D	7	4479	4269		3 2354	3 2354
	TEMPO 4D	28	5238	5152	4 5227	12 4179	2 6280
HONDA	ACCORD 2D	13	6199	6086	2 1363	4 6453	1 6225
	ACCORD 4D	54	7288	7153	4 4628	24 5721	3 3889
	CIVIC CVCC 3D	6	3724	3690	2 959	2 3226	4 2093
	CIVIC CVCC 4D	11	5255	5071	2 3413	8 5204	11 5071
	CIVIC CVCC SW	2	2986	2834	1 5		1 5
	CIVIC CVCC/CRX 2D	9	7040	6883	2 8441	3 5583	5 6726
	CIVIC SW 4X4	2	3300	3224		1 153	2 3224
	PRELUDE	36	7043	6897	5 8226	19 6103	4 7527
MAZDA	+626/MX-6 2D	22	3985	3867	2 6442	14 2312	2 5099
	+GLC 2D	7	3939	3816	1 6583	3 2577	6 3757
	+GLC SEDAN	17	3859	3731	1 55	6 1907	1 7127
	RX-7 COUPE	124	8782	8623	5 8272	51 6292	18 9661
MERCEDES BENZ	+380 SL CONV	1	41460	40954			0 0
	+500 SEL 4D	3	44284	43609			0 0
MERCURY	+CAPRI	4	8763	8624	1 8821	3 8558	4 8624
	LYNX 2D	6	2642	2600	1 202	4 2552	5 2082
	LYNX 4D	5	3048	2997		4 2496	4 2496
	LYNX SW	1	85	85			1 85
	MARQUIS 4D	13	4376	4264	1 374	5 3840	1 7086
	MARQUIS/GRAND MARQUIS 4D	20	9612	9539	2 8092	3 3218	2 5804
	MARQUIS/GRAND MARQUIS SW	1	11658	11607		1 11607	1 11607
	TOPAZ 2D	2	5628	5603			0 0
	TOPAZ 4D	9	4896	4772		2 3210	1 5557
MITSUBISHI	MIRAGE 2D	6	4314	4145		1 1733	2 3482

Table C 3. Avg. Loss Payments for Thefts of 1985 Model Year vehicles during calendar year 1987
(Expressed in 1988 dollars)

		---Paid Theft Claims with Recovery in 1987---										
Make	Series	-Paid Theft Claims-			No Damage		No Parts Removed		Parts Removed		All Recoveries	
		No.	Avg. Actual Value	Avg. Amt. Paid	No. Paid	Avg. Amt. Paid	No. Paid	Avg. Amt. Paid	No. Paid	Avg. Amt. Paid	No. Paid	Avg. Amt. Paid
UNMARKED ANCESTORS PASSENGER CARS												
OLDSMOBILE	CALAIS 2D	19	6546	6474			9	6502	5	4972	16	6057
	+CIERA 2D	4	6847	6720	1	9572	3	5770			4	6720
	+CIERA 4D	45	5765	5629	2	7123	27	4362	3	7376	33	4917
	CUST. CRUISER SW	8	8327	8143			6	8832	2	6076	8	8143
	+CUTLASS 2D	216	6283	6153	7	3313	109	4356	28	7638	152	4980
	+CUTLASS 4D	27	5665	5490			11	2402	4	7873	17	3995
	FIRENZA 2D	1	7158	7057			1	7057			1	7057
	FIRENZA 4D	3	4205	4019			1	4178			2	2380
OPEL/ISUZU	I-MARK 4D FWD	4	5281	5218	1	130	1	7730			2	3930
	I-MARK 4D RWD	1	142	91			1	91			1	91
PEUGEOT	505 4D	2	1190	886					1	1584	1	1584
PLYMOUTH	HORIZON 2D	16	4798	4700	2	2753	6	4322	1	4556	13	4471
	HORIZON 4D	9	4071	3970	2	3003	3	2874	2	5203	7	3576
PONTIAC	2000 2D CONV	1	2861	2760			1	2760			1	2760
	6000 2D	3	5949	5915			1	1234			1	1234
	6000 4D	45	5155	5047			24	4385	8	5457	34	4751
	GRAND AM 2D	30	5656	5560	2	592	17	5415	3	6565	24	5002
	+GRAND PRIX	77	6533	6405	2	6668	35	4570	10	7056	48	5243
	J2000/2000 2D	11	5128	5064			5	4327	1	6101	7	4048
	J2000/2000 4D	14	4954	4860	1	6809	8	3601	1	6277	11	4382
	PARISIENNE 4D	14	6950	6827			8	7290	3	4770	11	6603
PORSCHE	944 COUPE	5	18186	18045	2	11959					2	11959
RENAULT/EAGLE	ALLIANCE 2D	13	3480	3328			4	2603	1	6161	7	2886
	ALLIANCE 4D	10	3911	3835	1	4447	4	2978			6	2846
	ALLIANCE CONV	2	3843	3590							1	263
	ENCORE 2D	9	4114	4024	1	6537	4	4053			5	4549
	ENCORE 4D	3	3806	3738	1	5721	1	549			2	3135
	FUEGO 2D	4	5609	5381			3	5044	1	6391	4	5381
	SPORTWAGON	1	5836	5330							0	0
SUBARU	HATCHBACK	4	5546	5432			2	4520			2	4520
TOYOTA	COROLLA TERCEL 2D	9	4538	4465	2	2547	3	6221	1	2345	6	4350
	COROLLA TERCEL 4D	2	4613	4537	1	5393	1	3681			2	4537
	TERCEL SW 2WD	7	3965	3857	3	2992	1	497			4	2368
	TERCEL SW 4WD	3	5264	5163			2	3403			2	3403
VOLKSWAGEN	+CABRIOLET CONV.	12	8960	8829	2	2485	2	10159	2	6675	7	6119
	GOLF 2D	8	5081	4960	1	5746	4	5038			6	4330
	GOLF 4D	6	6922	6838			2	6706	1	302	3	4571
	GTI 2D	9	6521	6425	1	2235	1	846	1	2235	4	3493
	JETTA 2D	3	5707	5538	1	927	2	7843			3	5538
	JETTA SEDAN	19	6331	6214	2	4712	6	6956	1	9047	12	5943
	QUANTUM 4D	11	7795	7707			3	1167			4	3405
VOLVO	240 4D	4	10199	10135			1	4486			2	7741
	760/740 4D	4	12715	12551	1	17651	1	2780			2	10216
Subtotal:		2128	6295	6175	137	4400	949	4615	210	6928	1425	4973

Table C 3. Avg. Loss Payments for Thefts of 1985 Model Year vehicles during calendar year 1987
(Expressed in 1988 dollars)

		---Paid Theft Claims with Recovery in 1987---					
Make	Series	-Paid Theft Claims-		No	No Parts	Parts	All
		No.	Avg. Actual Value	Damage	Removed	Removed	Recoveries
			Avg. Amt. Paid	Avg. Amt. Paid	Avg. Amt. Paid	Avg. Amt. Paid	Avg. Amt. Paid
MARKED ANCESTORS							
PASSENGER CARS							
AUDI	4000 QUATTRO 4D 4WD	1	538	436		1 436	1 436
BMW	318 I 2D	10	10667	10500	3 4692	2 15787	7 8658
	318 I 4D	7	4626	4532		5 600	5 600
	325/325 E 4D	1	17357	17306			0 0
	325/325 E/325 ES 2D	6	17754	17551		2 17587	2 17587
	528 E 4D	7	8974	8786		4 5722	4 5722
	535 I/535 IS 4D	2	14820	14618		1 4143	1 4143
	635 CSI/L6 2D	2	36389	35782			2 35782
	635 CSI/L6 2D	2	36389	35782			2 35782
BUICK	ELECTRA 2D FWD	6	8337	8151		2 6095	2 6095
	ELECTRA 4D FWD	75	6983	6907	2 3992	41 5251	13 6946
	LESABRE 2D	15	9290	9172	5 8513	5 8695	11 8729
	LESABRE 4D	52	5853	5722	2 4819	25 3683	8 7365
	LESABRE SW	2	3421	3143		2 3143	2 3143
	RIVIERA 2D	45	7450	7303	3 1976	19 6523	7 4071
CADILLAC	RIVIERA 2D CONV	1	5562	5359	1 5359		1 5359
	DEVILLE 2D FWD	33	11609	11462		14 10394	8 12084
	DEVILLE 4D FWD	63	8865	8709	5 3487	27 6287	5 9698
	ELDORADO 2D	110	12247	12103	2 17823	52 7244	17 12565
	ELDORADO CONV	1	29569	29569			0 0
	SEVILLE 4D	39	13499	13347	1 3099	12 10063	4 8167
CHEVROLET	CAMARO	272	8487	8392	14 8713	99 6497	51 8835
	NOVA 4D	3	4387	4218		1 483	1 6906
CHRYSLER	LASER 2D	17	7106	6963	1 3463	9 6383	12 6641
	LEBARON 2D	9	5734	5644		2 8741	2 4315
	LEBARON 2D CONV	6	5930	5854	1 469	4 6072	5 4951
	LEBARON 4D	6	7422	7312		1 7604	1 1668
	LEBARON 4D (H BODY)	8	6582	6468		4 4793	2 7522
	LEBARON GTS 4D	6	3529	3394		4 2529	5 2223
DODGE	NEW YORKER 4D RWD	31	8291	8217	3 6087	12 5983	2 11719
	600 2D	2	5777	5726		1 5953	2 5726
	600 2D CONV.	6	6099	5981		3 4008	1 5457
	600 4D	5	3387	3286	2 503	1 2064	4 2451
	ARIES 2D	4	4033	3957	1 5480	2 2522	3 3508
	ARIES 4D	4	3973	3922		3 2722	3 2722
	ARIES SW	1	6937	6836			0 0
	DAYTONA 2D	26	6668	6579	4 4289	9 4978	3 9797
	DIPLOMAT 4D	4	4039	3988		3 3000	4 3988
	LANCER 4D	14	5026	4939	1 16	8 4212	9 3746
	FERRARI	MONDIAL CONV	1	62839	62738		
FORD	MUSTANG	68	7831	7743	1 8014	21 6558	12 8664
	MUSTANG CONV	5	9602	9552			0 0
	THUNDERBIRD 2D	34	8033	7901	5 3933	11 7956	2 6784

Table C 3. Avg. Loss Payments for Thefts of 1985 Model Year vehicles during calendar year 1987
(Expressed in 1988 dollars)

		---Paid Theft Claims with Recovery in 1987---						
Make	Series	-Paid Theft Claims-		No	No Parts	Parts	All	
		No.	Avg. Actual Value	Damage	Removed	Removed	Recoveries	
			Avg. Amt. Paid	Avg. Amt. Paid	Avg. Amt. Paid	Avg. Amt. Paid	Avg. Amt. Paid	
MARKED ANCESTORS								
PASSENGER CARS								
JAGUAR	XJ-S 2D	1	25203	25203			0 0	
	XJ6	3	8137	7597		2 5781	3 7597	
LINCOLN	CONTINENTAL 4D	5	13979	13888	1 159	1 14897	2 7528	
	LINCOLN CONT. 4D	24	11321	11169		10 10424	2 8771	
	MARK VII 2D	10	13246	13140	2 9981	4 10150	7 11316	
MAZDA	626 SEDAN	33	5598	5431	4 1730	20 4873	2 7822	
MERCEDES BENZ	190 D 4D	2	10184	9881		1 869	1 869	
	190 E 4D	5	11887	11775		2 17970	2 17970	
	300 D 4D	4	10287	10110	2 2018	2 18203	4 10110	
	300 SD 4D	2	1694	1593	1 473	1 2712	2 1593	
	380 SE 4D	4	23336	23083			2 9999	
MERCURY	COUGAR 2D	18	7918	7814		7 5040	10 6323	
MERKUR	XR4TI 2D	6	8834	8783	1 295		1 295	
MITSUBISHI	CORDIA 2D	5	6492	6340		3 8225	4 6171	
	TREDIA 4D	2	6473	6346			0 0	
OLDSMOBILE	98 2D FWD	8	5984	5838		4 4958	1 498	
	98 4D FWD	102	6705	6586	6 7047	53 5399	20 6571	
	DELTA-88 2D	18	7894	7712		5 5023	1 8825	
	DELTA-88 4D	78	6469	6338	5 3523	41 5250	13 6251	
	TORONADO	25	9515	9405	5 8315	8 6077	1 4444	
PLYMOUTH	CARAVELLE 4D	4	5654	5629	1 6666	2 4726	3 5373	
	GRAN FURY 4D	1	6565	6514			1 6514	
	RELIANT 2D	6	3763	3662	1 4410	1 7134	5 3454	
	RELIANT 4D	11	3636	3535	1 52	5 3247	7 2776	
	RELIANT SW	1	7781	7578			1 7578	
PONTIAC	BONNEVILLE 4D	18	4542	4483		3 3296	1 304	
	FIERO 2D	83	6434	6321	4 5432	43 5745	10 8047	
	FIREBIRD	138	8085	7991	10 5258	56 6297	21 7452	
PORSCHE	911 COUPE	1	49223	49021			1 49021	
	911 TARGA/CABRIOLET	2	38640	38463			0 0	
	928 COUPE	2	39667	39363			0 0	
SAAB	SAAB 900 2D	6	8940	8856	1 1124	2 7993	3 5703	
	SAAB 900 4D	1	13655	13655	1 13655		1 13655	
SUBARU	HARDTOP/XT 2D	2	4930	4880	1 40		1 40	
TOYOTA	CAMRY 4D	81	4679	4570	4 3479	57 4171	2 7542	
	CELICA	77	7469	7338	7 5175	40 6355	15 9039	
	COROLLA 2D	34	5609	5517	2 5064	19 4285	4 7039	
	COROLLA SEDAN	81	3617	3513	10 3568	46 2287	4 5265	
	MR2	32	8328	8215	3 4678	15 7451	7 10592	
VOLKSWAGEN	SCIROCCO	3	5785	5717		2 4384	2 4384	
Subtotal:		1949	7924	7807	125 5106	866 5839	253 8576	1341 6328

Table C 3. Avg. Loss Payments for Thefts of 1985 Model Year vehicles during calendar year 1987
(Expressed in 1988 dollars)

		---Paid Theft Claims with Recovery in 1987---						
		-Paid Theft Claims-		No	No Parts	Farts	All	
				Damage	Removed	Removed	Recoveries	
				Avg.	Avg.	Avg.	Avg.	
		Actual Amt.		Amt.	Amt.	Amt.	Amt.	
Make	Series	No.	Value	Amt. Paid	No. Paid	No. Paid	No. Paid	
ANTI-THEFT EXEMPT								
ANCESTORS								
PASSENGER CARS								

AUDI	5000 4D	16	12341	12119	1 16708	4 8473	1 13936	7 10942
CHEVROLET	*CORVETTE	86	20338	20187	3 15081	11 17885	11 19143	27 18405
DATSUN/NISSAN	*240/260/280/300	28	11593	11470	2 8211	9 8869	2 14071	14 9233
	*240/260/280/300 2+2	10	13138	13017	1 15294	2 8200		3 10564
	*810/MAXIMA SEDAN	21	8341	8151	2 8708	7 5909	1 9898	13 7572
	*810/MAXIMA WAGON	1	11240	11190		1 11190		1 11190
DODGE/MITSUBISHI	CONQUEST 2D	1	2321	1814			1 1814	1 1814
MITSUBISHI	GALANT 4D	5	7737	7646		2 6281		3 6325
	STARION 2D	5	10265	10184		1 10062	1 9153	3 10379
OPEL/ISUZU	IMPULSE 2D	7	8710	8608	1 10108	1 9699	2 10756	5 9004
TOYOTA	*CELICA SUPRA	40	11881	11740	2 14415	16 13148	8 8496	26 11814
	*CRESSIDA 4D	21	5961	5819	4 5266	13 5590	1 9485	20 5482
	*CRESSIDA SW	1	13634	13431		1 13431		1 13431
	Subtotal:	242	13869	13720	16 10693	68 10415	28 13303	124 11059
	Passenger Total:	4319	7454	7334	278 5079	1883 5387	491 8140	2890 5862
MPVS								

CHEVROLET TRUCK	10 PICKUP 1/2T	269	9030	8977	10 6718	23 5639	38 8731	78 7313
	10 PICKUP 1/2T 4X4	71	10319	10249	2 7705	3 11574	8 6670	13 7961
	20 PICKUP 3/4T	25	10317	10236		2 4351	3 9742	5 7586
	20 PICKUP 3/4T 4X4	24	12029	11963		1 11057	1 11064	2 11061
	30 CHASSIS CAB 1T	1	10233	10132				0 0
	30 CREW C P/U 1T	3	19525	19474		1 15720		1 15720
	30 PICKUP 1T	5	6899	6807				0 0
	30 PICKUP 1T 4X4	2	12933	12806				0 0
	ASTRO CARGO VAN	12	7445	7288	2 1904	4 6387	2 6852	8 5382
	ASTRO VAN	4	8690	8500	1 1596			1 1596
	BLAZER 1/2T 4X4	42	11856	11758		5 2466	4 14013	10 8316
	CHEVYVAN 1/2T	3	6586	6519		1 8424		1 8424
	CHEVYVAN 1T	1	9589	8577		1 8577		1 8577
	CHEVYVAN 3/4T	36	9887	9804		18 6839	5 9818	23 7487
	EL CAMINO	5	7196	7074		2 6648	1 4367	3 5888
	S10 BLAZER	33	7583	7516		10 4355	2 7479	13 4593
	S10 PICKUP	35	5649	5595	2 3336	15 4968	4 7607	23 5162
	SPORTVAN 3/4T	1	730	679		1 679		1 679
	SUBURBAN 1/2T	27	12442	12386	1 13964	6 9568	2 10199	9 10197
	SUBURBAN 1/2T 4X4	3	10149	10115		1 591		1 591
	SUBURBAN 3/4T	6	14132	14073		1 655	1 13328	3 8736
	T10 BLAZER 4X4	60	9783	9710	6 10013	17 7019	4 6051	29 7860

Table C 3. Avg. Loss Payments for Thefts of 1985 Model Year vehicles during calendar year 1987
(Expressed in 1988 dollars)

		---Paid Theft Claims with Recovery in 1987---						
Make	Series	-Paid Theft Claims-			No	No Parts	Parts	All
		No.	Avg. Actual Value	Avg. Amt. Paid	Damage No. Paid	Removed No. Paid	Removed No. Paid	Recoveries No. Paid
MPVS								
CHEVROLET TRUCK								
	T10 PICKUP 4X4	6	4268	4234		4 2196	4 2196	
DATSUN/NISSAN	KING CAB P/U 4X2	19	6427	6312	4 6973	6 4478	5 7296	15 6083
	KING CAB P/U 4X4	11	8069	7959		2 4776		2 4776
	PICKUP LONG 4X2	3	4289	4222	1 5686	1 377		2 3031
	PICKUP SHORT 4X2	42	5436	5351	7 3587	13 5815	8 5768	28 5244
	PICKUP SHORT 4X4	8	5339	5251		4 4700		5 5244
DODGE TRUCK	AD150 UTILITY	10	9795	9724	1 9667	2 9341		3 9449
	AW150 UTILITY	6	12266	12181		3 12780		3 12780
	B150 VAN MPV	1	12631	12124				0 0
	B150 VAN TRK/INC	2	9919	9666				0 0
	B250 VAN MPV	1	10277	10175		1 10175		1 10175
	B250 VAN TRK/INC	7	11445	11373	1 15208	4 10846		5 11718
	B350 VAN RPV	2	7360	7309		2 7309		2 7309
	B350 VAN TRK/INC	1	8982	8880				1 8880
	CARAVAN WAGON	8	4906	4868		3 4381	2 6332	6 4390
	CARGO MINIVAN	4	4878	4739		3 6138	1 541	4 4739
	D100/D150 PICKUP	13	6442	6376		5 3827	1 6958	8 5211
	D250 PICKUP	1	7764	7662				0 0
	D350 CHASSIS CAB	1	10065	9812				0 0
	D350 CREW C PICKUP	1	10719	10668		1 10668		1 10668
	MINI RAM VAN	1	8310	8209				0 0
	RAM50/D50 P/U SH 4X2	9	4064	4013		2 2433	1 4490	3 3119
	RAM50/D50 P/U SH 4X4	1	8606	8505				0 0
	W100/W150 PICKUP	2	9547	9446		1 8335		1 8335
	W250 PICKUP	1	2473	2372				0 0
DODGE/MITSUBISHI	COLT VISTA SW	2	8302	8201	1 8235			1 8235
FORD TRUCK	BRONCO	13	12791	12710	1 14	1 13554		2 6784
	BRONCO II 4X4	17	8858	8748	1 207	8 6932		9 6185
	E150 ECONO CARGO VAN	23	10302	10251	2 7550	6 4884	1 16262	10 6932
	E150 ECONO CLUB WGN	2	11075	11075				0 0
	E350 CUTAWAY	1	74	23	1 23			1 23
	E350 ECONO CARGO VAN	2	14324	14197				0 0
	F150 PICKUP 4X2	50	7724	7664		6 5000	2 10232	11 5718
	F150 PICKUP 4X4	22	9611	9510		3 9710		3 9710
	F150 SUPER P/U 4X2	14	9237	9183			1 8030	2 4320
	F150 SUPER P/U 4X4	1	11102	10849				0 0
	F250 PICKUP 4X2	7	9690	9632	1 2819			2 6592
	F250 PICKUP 4X4	9	10533	10460		4 8388		5 8706
	F250 SUPER P/U 4X2	3	11404	11354				0 0
	F250 SUPER P/U 4X4	1	18856	18856				0 0
	F350 CHASSIS C 4X2	1	12221	12119				0 0
	F350 CREW C P/U 4X2	2	15841	15816				0 0
	F350 PICKUP 4X2	3	9863	9829				0 0
	F350 PICKUP 4X4	1	2278	2227	1 2227			1 2227
	RANGER PICKUP 4X2	34	5038	4979	1 409	7 4105	3 5113	14 3880

Table C 3. Avg. Loss Payments for Thefts of 1985 Model Year vehicles during calendar year 1987
(Expressed in 1988 dollars)

---Paid Theft Claims with Recovery in 1987---

Make	Series	-Paid Theft Claims-		No	No Parts	Parts	All
		No.	Avg. Value	Damage	Removed	Removed	Recoveries
			Avg. Actual Amt. Paid	Avg. Amt. Paid	Avg. Amt. Paid	Avg. Amt. Paid	Avg. Amt. Paid
MPVS							
FORD TRUCK	RANGER PICKUP 4X4	14	7118	7068			
GMC TRUCK	1500 PICKUP 1/2T	86	8045	7986	1 12585	3 6466	2 8124
	1500 PICKUP 1/2T 4X4	12	10312	10253		16 4841	14 7287
	2500 PICKUP 3/4T	2	9459	9383		1 486	
	2500 PICKUP 3/4T 4X4	5	12692	12550		1 8111	
	3500 CREW C P/U 1T	1	22116	21914			1 21914
	3500 PICKUP 1T	2	5603	5527			1 10502
	JIMMY 1/2T 4X4	10	13340	13238	1 9787	2 15930	1 12086
	S15 JIMMY	9	7276	7192	2 9786	3 1738	1 9310
	S15 PICKUP	6	7049	6982	1 7987	3 6508	
	SAFARI CARGO VAN	1	953	851		1 851	
	SAFARI VAN	1	2554	2453		1 2453	
	SUBURBAN 1/2T	9	8540	8490		5 4454	1 13261
	SUBURBAN 1/2T 4X4	1	14960	14960			1 14960
	T15 JIMMY 4X4	11	7348	7283		5 6403	1 574
	T15 PICKUP 4X4	2	9804	9754			
	VANDURA 3/4T	8	10794	10725	1 8650	5 10800	1 12150
JEEP	CHEROKEE 4X2	1	2673	2167	1 2167		
	CHEROKEE 4X4	28	6420	6313	1 1245	16 4364	1 8412
	CJ-7 ROADSTER	18	9171	9101	1 8508		1 8748
	WAGONEER	1	346	144		1 144	
	WAGONEER/G. WAGONEER	5	9980	9940	1 15582	1 1794	1 3659
MITSUBISHI	PICKUP 4X2	1	6541	6389	1 6389		
	PICKUP STD 4X2	4	4927	4838	1 1511	1 5115	
OPEL/ISUZU	P/U LN 1/2T 4X2	5	4589	4518		2 2391	
	P/U SH 1/2T 4X2	3	3444	3343	1 1050	1 4333	
	P/U SH 1/2T 4X4	1	6848	6798			1 6798
	TROOPER II 4X4	1	922	720	1 720		
	TROOPER VAN 4X4	1	8250	8250		1 8250	
PLYMOUTH TRUCK	VOYAGER WAGON	11	5210	5136		7 2944	2 6625
SUBARU	BRAT 4X4	2	857	705		1 640	
	DL/GL 4D SEDAN	13	6980	6914	2 4453	5 7111	
	DL/GL SW	5	4425	4354		3 4451	
	DL/GL SW 4WD	6	4874	4730		5 3881	
	GL 4D 4WD	1	3314	3263			1 3263
	HARDTOP/XT 2D 4WD	1	12425	12223			0 0
TOYOTA	4RUNNER PICKUP	11	8426	8366	2 983	5 8615	
	4RUNNER WAGON	6	6860	6775		3 1066	1 13655
	CARGO VAN 4X2	6	4608	4490	1 8785	4 2355	
	LAND CRUISER SW	3	8084	8016	1 1141		
	P/U SH 1/2T 4X4	13	7195	7113	2 7133	7 5831	
	P/U X CAB 1/2T 4X4	25	7131	6991	4 2228	9 6269	4 6997
	P/U XTRA CAB 1/2T	38	4976	4911	9 4948	11 5153	10 3246
	PICKUP LN 1/2T 4X4	13	9145	9032		2 9377	4 8653
	PICKUP LONG 1/2T	20	3502	3371	5 1734	3 3816	6 1127

Table C 3. Avg. Loss Payments for Thefts of 1985 Model Year vehicles during calendar year 1987
(Expressed in 1988 dollars)

		---Paid Theft Claims with Recovery in 1987---										
		-Paid Theft Claims-			No Damage		No Parts Removed		Parts Removed		All Recoveries	
Make	Series	No.	Avg. Actual Value	Avg. Amt. Paid	No. Paid	Avg. Amt. Paid	No. Paid	Avg. Amt. Paid	No. Paid	Avg. Amt. Paid	No. Paid	Avg. Amt. Paid
MPVS												
TOYOTA												
	PICKUP LONG 1T	6	3681	3571	3	4367	1	1690	1	6185	6	3571
	PICKUP SH 1/2T 4X4	21	6110	6031	2	539	8	4011	1	10735	12	4224
	PICKUP SHORT 1/2T	22	4735	4680	4	3471	7	3770	1	6730	13	3691
	VAN 4X2	16	5277	5195	6	4457	5	2385	2	7013	13	4053
VOLKSWAGEN												
	VANAGON	1	1383	1383			1	1383			1	1383
	VANAGON CAMPER	1	9857	9604			1	9604			1	9604
Subtotal:		1527	8320	8245	102	5187	362	5662	160	7597	666	6077
Totals:		5846	7680	7572	380	5108	2245	5432	651	8007	3556	5903

+ Series subject to the Theft Prevention Standard in 1988 only.

* Series also had passive anti-theft device in 1985-1986.

Table C 4. Avg. Loss Payments for Thefts of 1988 Model Year vehicles during calendar year 1988
(Expressed in 1988 dollars)

---Paid Theft Claims with Recovery in 1988---

Make	Series	-Paid Theft Claims-		No	No Parts	Parts	All	
		No.	Avg. Actual Value	Avg. Amt. Paid	Damage	Removed	Removed	Recoveries
UNMARKED PASSENGER CARS								
ACURA	INTEGRA 2D	8	3749	3568	1 4610	5 3913	1 3315	8 3568
	INTEGRA 4D	1	14524	14274	1 14274			1 14274
ALFA ROMEO	SPIDER CONV	1	19634	19634				1 19634
BMW	325 I CONV	2	29572	29322				
BUICK	CENTURY 4D	4	11658	11621		1 5195		1 5195
	SKYHAWK 2D	2	5665	5590		1 891		1 891
	SKYHAWK 4D	2	5753	5703	1 3088	1 8317		2 5703
	SKYLARK 2D	7	7250	7078		2 1305	1 13109	4 4168
	SKYLARK 4D	3	5512	5429		2 6113		3 5429
CADILLAC	BROUGHAM 4D	32	14518	14361	1 6630	18 8672	2 12333	22 9700
	CIMARRON 4D	2	14519	14369	1 17270	1 11468		2 14369
	FLEETWOOD 4D FWD	10	24064	23914	1 32820	3 21585		6 25603
CHEVROLET	BERETTA 2D	37	8095	7967	2 232	15 9630		26 7258
	CAPRICE 4D	38	11277	11152		11 5786	3 14444	19 7368
	CAPRICE SW	5	14988	14758		3 14993		3 14993
	CAVALIER 2D	43	8543	8385		19 6161		30 7717
	CAVALIER 4D	6	5247	5189		3 4239		4 5393
	CAVALIER CONV	4	8069	8007		1 9924		2 6987
	CAVALIER SW	3	6816	6782				2 5197
	CELEBRITY 4D	21	7754	7589		7 4561	1 17675	12 6106
	CELEBRITY SW	1	11716	11216				
	CORSICA 4D	22	9873	9727	2 12445	7 7432		14 8855
	MONTE CARLO 2D	62	13118	12997		12 8364	6 11239	30 9929
	SPECTRUM 2D	1	8258	8208				
	SPECTRUM 4D	10	4183	4083		4 3111		5 2911
	SPRINT 2D	1	8518	8018	1 8018			1 8018
	SPRINT 4D	1	7835	7735				1 7735
CHRYSLER	N. YORKER 4D (C BODY)	5	4362	4282		4 5123		4 5123
	NEW YORKER 4D (E BODY)	3	17431	17398		1 16300		1 16300
DATSUN/NISSAN	200SX	3	5078	4845		2 6969		3 4845
	PULSAR 2D	9	9088	8893	1 16		1 220	3 114
	SENTRA 2D	15	5443	5250	1 254	4 4174		9 3406
	SENTRA 4D	5	6490	6310		4 5490		4 5490
	SENTRA SW	1	12567	12317	1 12317			1 12317
	STANZA 4D	1	15300	15100				
DODGE	DYNASTY 4D	2	8493	8393		2 8393		2 8393
	OMNI 4D	2	7914	7564				
	SHADOW 2D	7	10654	10490	2 12802	3 8998		5 10520
	SHADOW 4D	4	7582	7407		1 5951		3 5937
DODGE/MITSUBISHI	COLT 2D	7	5629	5479	2 7372			2 7372
	COLT 4D	14	5451	5272		10 4597		11 4305
	COLT SW	2	11619	11469				

Table C 4. Avg. Loss Payments for Thefts of 1988 Model Year vehicles during calendar year 1988
(Expressed in 1988 dollars)

		---Paid Theft Claims with Recovery in 1988---							
Make	Series	-Paid Theft Claims-			No	No Parts	Parts	All	
		No.	Avg. Value	Avg. Amt. Paid	Damage	Removed	Removed	Recoveries	
					Avg. Amt. Paid	Avg. Amt. Paid	Avg. Amt. Paid	Avg. Amt. Paid	
					No. Paid	No. Paid	No. Paid	No. Paid	
UNMARKED PASSENGER CARS									
FORD	ESCORT 2D	33	7221	7100	1 11629	11 7751	2 3423	21 6227	
	ESCORT 4D	17	7096	6923	1 278	10 6323		13 6136	
	ESCORT EXP 2D	1	2089	1989			1 1989	1 1989	
	ESCORT SW	4	4489	4439	2 1464			3 4323	
	EXP 2D	5	7665	7605				1 11398	
	FESTIVA 2D	10	2754	2589	2 3054	3 2167	1 457	8 1951	
	FORD LTD 4D	12	15925	15846		1 789		1 789	
	FORD LTD SW	2	14941	14666				1 16497	
	TAURUS 4D	17	8402	8311	1 976	6 5901		9 4868	
	TAURUS SW	2	7792	7792				1 100	
	TEMPO 2D	2	9485	9260					
	TEMPO 4D	9	5779	5717		3 779		4 2919	
	TEMPO 4D 4WD	1	11761	11561					
HONDA	ACCORD 2D	9	8587	8410	1 2509	2 10008		5 5344	
	ACCORD 4D	68	8723	8570	7 2377	27 5285	1 3991	45 5843	
	CIVIC CVCC 3D	4	8802	8515		1 7449		1 7449	
	CIVIC CVCC 4D	13	6630	6361	3 2017	7 9018		12 5978	
	CIVIC CVCC/CRX 2D	12	8998	8777		4 9913	1 10103	5 9951	
	PRELUDE	49	12559	12414	2 7837	16 8508	4 17588	27 9970	
HYUNDAI	EXCEL 2D	40	5571	5469	1 581	20 5443	2 9150	30 5451	
	EXCEL 4D	85	4885	4736	6 2047	45 4474	6 2969	67 4538	
MAZDA	323 2D	4	5427	5215		2 5384		3 4158	
	323 4D	41	4674	4515	6 3040	19 3485		33 3958	
MERCURY	MARQUIX/G. MARQ. 4D	70	16790	16710		2 1270		3 6350	
	SABLE 4D	5	6167	6037		1 2061		4 4177	
	TOPAZ 2D	3	10208	10158					
	TOPAZ 4D	1	9270	9220					
	TRACER 2D	6	4879	4729		3 3296		4 2567	
	TRACER 4D	7	6675	6554		2 5021	1 6210	3 5417	
MITSUBISHI	MIRAGE 2D	1	12146	12046					
	MIRAGE 4D	9	5889	5711	1 1132	5 5059		7 5085	
	SIGMA 4D	1	4758	4258		1 4258		1 4258	
OLDSMOBILE	CALAIS 2D	12	10266	10124		3 6127	1 15202	4 8396	
	CALAIS 4D	1	12561	12061					
	CUST. CRUISER SW	4	11832	11807	1 9177	1 79		4 11807	
	FIRENZA 4D	2	4662	4612		1 6209		2 4612	
OPEL/ISUZU	I-MARK 2D FWD	1	9525	9025		1 9025		1 9025	
	I-MARK 4D FWD	3	7033	6967	1 63	1 12701		3 6967	
PLYMOUTH	HORIZON 4D	10	6378	6188		3 10486	1 8135	6 6869	
	SUNDANCE 2D	5	4584	4454		3 3992	1 248	4 3056	
	SUNDANCE 4D	2	10400	10400			1 10346	1 10346	
PONTIAC	6000 4D	13	8118	8006	1 12355	4 2599		8 5111	
	GRAND AM 2D	58	7823	7715	2 447	23 5974	2 7569	43 6527	
	GRAND AM 4D	20	7615	7475	3 4302	10 5010		13 4846	
	J2000/2000 2D	7	8408	8280		3 8202		4 7335	

Table C 4. Avg. Loss Payments for Thefts of 1988 Model Year vehicles during calendar year 1988
(Expressed in 1988 dollars)

		---Paid Theft Claims with Recovery in 1988---					
Make	Series	-Paid Theft Claims-		No	No Parts	Parts	All
		No.	Avg. Actual Value	Damaged	Removed	Removed	Recoveries
			Avg. Paid	Avg. Amt. Paid	Avg. Amt. Paid	Avg. Amt. Paid	Avg. Amt. Paid
UNMARKED PASSENGER CARS							
PONTIAC							
	J2000/2000 4D	1	825	575			1 575
	LEMANS 2D	1	8374	8274			
	LEMANS 4D	9	6778	6689		6 5734	6 5734
PORSCHE	944 COUPE	1	42340	41840			
RENAULT/EAGLE	MEDALLION 4D	10	9052	8927	1 168	2 10450	6 9130
	MEDALLION SW	2	11656	11356		2 11356	2 11356
TOYOTA	COROLLA TERCEL 2D	6	7960	7877		1 8737	1 8627 3 7999
	TERCEL SW 4WD	1	700	700		1 700	1 700
VOLKSWAGEN	FOX 2D	7	4123	4030	2 5179	2 395	6 3377
	FOX 4D	6	3875	3658	3 1191		4 1629
	FOX SW	2	3325	3050		1 4861	2 3050
	GOLF 2D	2	9938	9863		1 10004	1 10004
	GOLF 4D	1	10867	10767			
VOLVO	740 4D	1	27209	27109			
YUGO	YUGO 2D	5	4226	4126		3 4712	4 4030
	Subtotal:	1145	8986	8848	66 4690	410 6169	41 8866 690 6480
MARKED PASSENGER CARS							
ACURA							
	LEGEND 2D	5	23619	23389		1 27160	3 19591
	LEGEND 4D	7	12603	12303		4 7797	4 7797
ALFA ROMEO	+MILANO 4D	2	22378	22303			
AUDI	90 QUATTRO 4D 4WD	1	19705	19655			
BMW	528 E 4D	2	27414	27164			
	M3 2D	1	2124	1624	1 1624		1 1624
BUICK	ELECTRA 4D FWD	16	11755	11649	1 2588	5 5798	8 6996
	ELECTRA SW RWD	2	18434	18309			
	LESABRE 2D	5	12668	12438		3 9057	3 9057
	LESABRE 4D	18	9361	9267		8 5575	3 16206 16 8364
	LESABRE SW	1	4887	4837			
	+REGAL 2D FWD	6	13434	13409	1 14859	2 10743	4 12763
CADILLAC	DEVILLE 2D FWD	12	16085	15918	1 25185	4 7309	2 26991 8 14120
	DEVILLE 4D FWD	25	15431	15311	1 28920	12 10304	1 24815 17 11506
	ELDORADO 2D	6	14500	14300	1 616	2 15483	4 8721
	SEVILLE 4D	1	29540	29440			
CHEVROLET	CAMARO	124	11951	11832	3 8088	45 9015	7 14667 78 10090
	CAMARO CONV	11	19502	19229		5 15185	2 21882 8 18145
	NOVA 4D	3	6149	6099			2 9088
CHRYSLER	LEBARON 2D	13	9636	9482	2 3258	6 7370	10 7829
	LEBARON 2D CONV	6	8470	6336	1 729	3 777	5 3569
	LEBARON 4D	2	13855	13580			
	LEBARON 4D (H BODY)	1	1643	1543		1 1543	1 1543

Table C 4. Avg. Loss Payments for Thefts of 1988 Model Year vehicles during calendar year 1988
(Expressed in 1988 dollars)

		---Paid Theft Claims with Recovery in 1988---					
Make	Series	-Paid Theft Claims-		No	No Parts	Parts	All
		No.	Avg. Actual Value	Damage	Removed	Removed	Recoveries
			Avg. Amt. Paid	Avg. Amt. Paid	Avg. Amt. Paid	Avg. Amt. Paid	Avg. Amt. Paid
-----	-----	---	-----	-----	-----	-----	-----
MARKED PASSENGER CARS							
CHRYSLER							
	NEW YORKER 4D RWD	2	10642	10492		1 4519	1 4519
DODGE	ARIES 4D	11	6932	6782		2 5268	1 8673
	DAYTONA 2D	15	8741	8604		5 8455	10 8921
	DIPLOMAT 4D	1	14083	14083			
FORD	MUSTANG	67	11115	10993	2 2543	15 12188	6 10414
	MUSTANG CONV	11	11417	11271	1 3156	6 7099	2 18641
	THUNDERBIRD 2D	47	14891	14769	3 5693	4 13080	1 12493
JAGUAR	XJ-S 2D	3	39018	38335			
	XJ6	2	29968	29843			1 12552
LINCOLN	LINCOLN CONT. 4D	52	21868	21678	1 444	3 15528	1 22310
	MARK VII 2D	17	25268	24997		5 25105	7 21981
MAZDA	626 SEDAN	16	7452	7321	3 4582	7 6466	12 5254
	+626/MX-6 2D	10	12009	11904		4 8232	4 8232
MERCEDES BENZ	190 D 4D	2	26962	26737			
	190 E 4D	4	23346	22984			2 16857
	300 E 4D	3	34908	34824			1 19449
	+300 SEL 4D	1	11777	11777			1 11777
	420 SEL 4D	5	36638	36018	1 59896	2 25284	4 30329
	560 SL CONV	3	58903	58703		2 58311	2 58311
MERCURY	COUGAR 2D	41	15189	15080	1 14574	3 12207	2 15722
MITSUBISHI	CORDIA 2D	1	11554	11304		1 11304	1 11304
OLDSMOBILE	98 4D FWD	16	10818	10712		4 1794	3 13429
	+CIERA 2D	5	10490	10400	1 3365	2 8859	3 7028
	+CIERA 4D	42	8789	8668		14 6533	3 8033
	+CUTLASS 2D	24	9250	9148	1 60	10 6374	17 7378
	+CUTLASS 2D FWD	4	4872	4647		1 3748	1 93
	DELTA-88 2D	2	3295	3195		2 3195	2 3195
	DELTA-88 4D	24	8607	8547	1 750	12 6778	2 2678
	TORONADO	2	14102	14052		1 8010	1 8010
PLYMOUTH	CARAVELLE 4D	1	3034	3034		1 3034	1 3034
	RELIANT 4D	3	4985	4869		2 4982	3 4869
PONTIAC	BONNEVILLE 4D	18	10099	10018		7 6581	2 12981
	FIERO 2D	20	7657	7542	2 1506	8 6687	1 13292
	FIREBIRD	106	12622	12478		45 11087	12 11717
	+GRAND PRIX	5	8764	8634		3 9482	4 7149
PORSCHE	911 COUPE	2	37715	36715		1 312	1 312
	911 TARGA/CABRIOLET	9	60960	60393			1 54433
	928 COUPE	2	67024	66774		1 63371	1 63371
TOYOTA	CAMRY 4D	40	10335	10183	3 5631	16 8392	1 1001
	CAMRY SW	1	12878	12878			
	CELICA	10	14445	14215	1 17507	2 6658	4 8512
	CELICA CONV	1	21168	21068			
	COROLLA 2D	1	16604	16104		1 16104	1 16104
	COROLLA FX 2D	2	5704	5704			

Table C 4. Avg. Loss Payments for Thefts of 1988 Model Year vehicles during calendar year 1988
(Expressed in 1988 dollars)

		---Paid Theft Claims with Recovery in 1988---						
Make	Series	-Paid Theft Claims-			No	No Parts	Parts	All
		No.	Avg. Actual Value	Avg. Amt. Paid	Damage	Removed	Removed	Recoveries
					Avg. Amt. Paid	Avg. Amt. Paid	Avg. Amt. Paid	Avg. Amt. Paid
					No. Paid	No. Paid	No. Paid	No. Paid
MARKED PASSENGER CARS								
TOYOTA								
	COROLLA SEDAN	11	8741	8554		2 2379		3 5329
	MR2	6	8619	8402	1 392	3 11624	1 579	5 7169
	Subtotal:	941	13672	13524	34 7684	299 9636	55 13713	522 9767
ANTI-THEFT EXEMPT PASSENGER CARS								
BMW	735 I 4D	5	36999	36829	1 599			2 16027
CHEVROLET	CORVETTE	9	27461	27356		1 8940		1 8940
	CORVETTE CONV	9	28562	28179	1 41015	1 38293		2 39654
CHRY/PLYM/MITS	CONQUEST 2D	8	19111	18955		5 17752		6 18029
DATSUN/NISSAN	240/260/280/300	3	16310	16244				1 27386
	240/260/280/300 2+2	2	8471	8421				
	810/MAXIMA SEDAN	23	14459	14265		4 15488		10 9770
MAZDA	929 4D	6	12938	12488		2 13690		4 9060
	RX-7 CONV	2	24743	24543		1 25209		1 25209
	RX-7 COUPE	6	21994	21786		2 22892		3 23666
MITSUBISHI	STARION 2D	1	21655	21655				
OPEL/ISUZU	IMPULSE 2D	2	13937	13637				
TOYOTA	CRESSIDA 4D	2	19586	19336		1 17914		2 19336
	SUPRA 2D	8	22353	22190	1 21937	1 23385		3 22654
	Subtotal:	86	20548	20338	3 21184	18 18757	0 0	35 16933
	Passenger Total:	2172	11473	11328	103 6158	727 7906	96 11642	1247 8149
MPVS								
CHEVROLET TRUCK	10 PICKUP 1/2T	58	12115	12039	2 8210	15 10560	4 10894	31 10437
	10 PICKUP 1/2T 4X4	22	15916	15843		5 15090	1 16509	9 15370
	10 PU EXT C 1/2T 4X2	1	3369	3319		1 3319		1 3319
	20 PICKUP 3/4T	3	14031	13931				
	20 PICKUP 3/4T 4X4	3	12600	12550		1 2846		1 2846
	30 CREW C P/U 1T	4	23325	23187				
	30 PU 1T 4X2 (C BODY)	2	14889	14864		1 15080		1 15080
	30 PU 1T 4X4	1	14865	14865				
	ASTRO CARGO VAN	17	14910	14828	2 8911	4 7907		8 11272
	ASTRO VAN	15	9968	9844		9 7630		11 7709
	BLAZER 1/2T 4X4	19	18471	18358		3 14292	1 5606	4 12121
	CHEVYVAN 1/2T	4	13276	13013		2 7913		2 7913
	CHEVYVAN 3/4T	33	12886	12757	1 6418	10 9473	2 2802	19 9633
	S10 PICKUP	46	8205	8153	2 8129	11 5184	2 10806	18 6842

Table C 4. Avg. Loss Payments for Thefts of 1988 Model Year vehicles during calendar year 1988
(Expressed in 1988 dollars)

		---Paid Theft Claims with Recovery in 1988---					
Make	Series	-Paid Theft Claims-		No	No Parts	Parts	All
		No.	Avg. Actual Value	Avg. Amt. Paid	Damage	Removed	Removed
MPVS							
CHEVROLET TRUCK							
	SUBURBAN 1/2T	34	14326	14240	1 1378	10 5019	15 7788
	SUBURBAN 1/2T 4X4	6	18371	18271		2 10479	3 13716
	SUBURBAN 3/4T	4	15568	15530	1 20774	1 18246	3 14063
	SUBURBAN 3/4T 4X4	1	8291	8091			
	T10 BLAZER 4X4	58	11631	11507		17 8050	6 10780
DATSUN/NISSAN	P/U SHORT 4X2	1	11164	10914			
	PATHFINDER	18	17628	17421		3 13460	3 13460
DODGE TRUCK	AD150 UTILITY	2	15515	15465			
	AW150 UTILITY	4	18064	18014			
	B150 VAN TRK/INC	1	13357	13307		1 13307	1 13307
	B250 VAN MPV	2	14506	14481			1 10984
	B250 VAN TRK/INC	3	12014	11980		1 18327	1 200
	CARAVAN WAGON	6	8391	8224	1 1665	2 1418	4 5431
	CARGO MINIVAN	2	1439	1314	1 119		1 119
	D100/D150 PICKUP	4	8881	8781			1 42
	D350 CHASSIS CAB	1	16121	16071			1 16071
	DAKOTA PICKUP 4X2	6	8260	8160	1 10534	2 5596	4 7794
	DAKOTA PICKUP 4X4	7	12710	12582		2 9447	2 13907
	GRAND CARAVAN WAGON	6	9445	9287		2 8629	4 5018
	RAM 50 P/U EXT C 4X2	3	4408	4325	1 1875	2 5550	3 4325
	RAM 50 P/U LONG 4X2	2	9352	9277			
	RAM50/D50 P/U SH 4X2	6	8399	8291	1 716		3 6345
	RAM50/D50 P/U SH 4X4	1	9533	9533		1 9533	1 9533
	W100/W150 PICKUP	1	13393	13293			
	W250 PICKUP	1	14997	14897			
DODGE/MITSUBISH	COLT VISTA SW	1	118	118	1 118		1 118
	COLT VISTA SW 4WD	1	3011	2911		1 2911	1 2911
	COLT VISTA SW 4X4	1	13748	13698			
FORD TRUCK	BRONCO	28	19504	19369	2 12656		5 17133
	BRONCO II 4X2	8	12665	12584		1 1072	2 8818
	BRONCO II 4X4	12	13992	13875	1 4832	1' 13440	1 14849
	E150 ECONO CARGO VAN	14	18708	18647		2 11401	3 13942
	E250 ECONO CARGO VAN	2	1142	1017			2 1017
	F150 PICKUP 4X2	34	11836	11738		7 9685	1 11504
	F150 PICKUP 4X4	22	15769	15682		1 14638	1 14932
	F250 PICKUP 4X2	7	14503	14417			1 3522
	F250 PICKUP 4X4	3	17534	17384			
	F250 SUPER P/U 4X4	3	20644	20528			
	RANGER PICKUP 4X2	33	9005	8929	1 8336	8 6733	14 7584
	RANGER PICKUP 4X4	10	11917	11837	1 14820	2 2747	3 6771
	RANGER SUPER P/U 4X2	9	8492	8403	1 2875	2 9007	5 6703
	RANGER SUPER P/U 4X4	3	11729	11663		1 12168	1 12168
GMC TRUCK	1500 PICKUP 1/2T	14	11979	11922	1 13531	1 248	1 1598
	1500 PICKUP 1/2T 4X4	3	11483	11233		2 9403	2 9403
	2500 PICKUP 3/4T	2	13606	13531			

Table C 4. Avg. Loss Payments for Thefts of 1988 Model Year vehicles during calendar year 1988
(Expressed in 1988 dollars)

		---Paid Theft Claims with Recovery in 1988---					
Make	Series	-Paid Theft Claims-		No	No Parts	Parts	All
		No.	Avg. Actual Amt. Paid	Damage	Removed	Removed	Recoveries
		No.	Avg. Actual Amt. Paid	Avg. Amt. Paid	Avg. Amt. Paid	Avg. Amt. Paid	Avg. Amt. Paid
MPVS							
GMC TRUCK							
	2500 PICKUP 3/4T 4X4	1	17093	17093			1 17093
	3500 CREW C P/U 1T	2	22381	22256			
	JIMMY 1/2T 4X4	3	20045	19928			
	S15 PICKUP	6	8653	8611		1 6428	1 6428
	SAFARI VAN	1	9280	9180		1 9180	1 9180
	SUBURBAN 1/2T 4X4	3	15304	15171		1 2113	2 11775
	SUBURBAN 3/4T 4X4	1	25229	25229		1 25229	1 25229
	T15 JIMMY 4X4	14	12583	12519		4 9850	2 11012
	VANDURA 1/2T	1	5802	5602		1 5602	1 5602
	VANDURA 3/4T	6	8095	7953		2 1900	1 3718
JEEP	CHEROKEE 4X2	15	12506	12366		5 5876	7 7311
	CHEROKEE 4X4	85	10110	9977	2 2228	34 6023	7 4302
	COMANCHE 4X2 SHORT	3	8792	8709	1 11015		1 2506
	COMANCHE 4X4 LONG	2	9871	9671		1 3237	1 3237
	J10 LONG PICKUP	1	15875	15775			
	WAGONEER	3	21114	21081		1 21316	1 21316
	WAGONEER/G. WAGONEER	8	21887	21744		1 10081	1 10081
	WRANGLER 4X4	30	11775	11633	1 15999	8 7747	15 9451
MAZDA	B SER. STD P/U 4X2	24	5833	5737		12 4932	2 2315
	B SER. STD P/U 4X4	1	10867	10817			
	B2000 CAB PLUS P/U	6	6814	6630		1 2030	3 6546
MITSUBISHI	MONTERO 4X4	3	7650	7483		1 5277	1 5277
	P/U LONG 4X2	1	8764	8664		1 8664	1 8664
	PICKUP 4X2	14	7031	6892	1 6936	4 4312	2 8763
	WAGON VAN	1	15969	15969			
PLYMOUTH TRUCK	GRAND VOYAGER WAGON	4	1582	1507		4 1507	4 1507
	VOYAGER WAGON	15	7980	7850	1 177	5 3642	10 4021
SUZUKI	SAMURAI 4X4	51	7550	7407	7 3798	9 7790	1 627
	SAMURAI VAN 4X4	5	12468	12298		1 11181	3 13157
TOYOTA	4RUNNER PICKUP	9	14283	14188		3 7805	4 10497
	PICKUP SH 1/2T 4X4	31	9347	9200	2 5546	7 8081	1 13770
	PICKUP SHORT 1/2T	21	7996	7872	2 7975	5 4073	8 5814
	Subtotal:	989	11776	11667	39 6564	249 7451	43 8258
	Totals:	3161	11569	11435	142 6270	976 7790	139 10596

+ Series subject to the Theft Prevention Standard in 1988 only.

Table C 5. Avg. Loss Payments for Thefts of 1987 Model Year vehicles during calendar year 1988
(Expressed in 1988 dollars)

---Paid Theft Claims with Recovery in 1988---

Make	Series	-Paid Theft Claims-			No		No Parts		Parts		All	
		No.	Avg. Actual Value	Avg. Amt. Paid	Damage	Avg. Amt. Paid	Removed	Avg. Amt. Paid	Removed	Avg. Amt. Paid	Recoveries	Avg. Amt. Paid
UNMARKED PASSENGER CARS												
ACURA	INTEGRA 2D	16	7454	7297	1	5341	7	6350	1	8242	9	6448
	INTEGRA 4D	15	10911	10721	2	12690	8	9303	1	13347	11	10286
ALFA ROMEO	MILANO 4D	3	9899	9632			2	7344			2	7344
	SPIDER CONV	1	19583	19583							1	19583
AUDI	4000 4D	6	4792	4726	1	28	2	3166			5	2767
	GT COUPE 2D	1	16712	16712							1	16712
BMW	325 I 4D	3	24180	23613							1	23986
	325 I CONV	7	30292	29971							1	26008
	325 IS 2D	12	19436	19107			2	8160			2	8160
BUICK	CENTURY 2D	1	1661	1661								
	CENTURY 4D	52	6376	6247	3	218	24	3606	1	1343	29	3084
	CENTURY SW	2	2820	2820	1	5099	1	540			2	2820
	REGAL 2D RWD	124	11351	11179	3	5754	41	7742	10	9198	60	8203
	SKYHAWK 2D	9	5083	4949	1	8080	6	5970			8	5512
	SKYHAWK 4D	5	7746	7536			3	6864			3	6864
	SKYLARK 4D	7	8629	8479			1	3021			2	5142
	SOMERSET 2D	8	8310	8160			4	5717	2	10761	6	7398
CADILLAC	BROUGHAM 4D	54	14353	14219	1	22314	26	11075	5	14887	38	11896
	CIMARRON 4D	11	7385	7144	1	36	5	3863	1	13888	8	5139
	FLEETWOOD 4D FWD	5	15512	15392	1	26548					2	14977
	FLTWD 60 SPECIAL 4D	1	25857	25607					1	25607	1	25607
CHEVROLET	CAPRICE 2D	1	12501	12001			1	12001			1	12001
	CAPRICE 4D	72	10153	9976			30	8046	8	11198	44	8264
	CAPRICE SW	9	10427	10294			2	7515	3	9146	8	10017
	CAVALIER 2D	69	6510	6379	3	10333	26	4951	5	4948	43	5400
	CAVALIER 4D	14	5444	5312			6	6056	1	7766	10	4637
	CAVALIER CONV	1	12664	12564							1	12564
	CAVALIER SW	5	6945	6855	1	3880					2	5667
	CELEBRITY 2D	10	7312	7232			3	10451			4	8335
	CELEBRITY 4D	64	6613	6510	1	4883	27	3432	3	6295	39	4296
	CELEBRITY SW	7	6683	6519			5	5715			6	5825
	CHEVETTE 2D	4	5548	5473			1	5420	1	5444	3	5569
	MONTE CARLO 2D	170	11480	11341	5	9809	61	8767	12	12587	89	9382
	SPECTRUM 2D	7	5239	5075	1	8269	5	3924			6	4648
	SPECTRUM 4D	29	4079	3974	2	5123	17	2878			20	3096
	SPRINT 2D	7	3847	3732			4	4620	2	732	6	3324
	SPRINT 4D	6	5407	5332			3	5022			4	4609
CHRYSLER	NEW YORKER 4D (E BODY)	21	8697	8607	3	4227	9	4416	1	14362	13	5138
DATSUN/NISSAN	200SX	17	11513	11274			4	12850	2	6175	10	10619
	PULSAR 2D	25	10285	10195	2	10738	13	9592	2	9349	19	9865
	SENTRA 2D	64	6220	6085	7	2707	28	5982	3	8448	44	5721
	SENTRA 4D	28	5968	5791	2	5133	14	4461			19	4702
	SENTRA SW	2	4089	4089							1	316

Table C 5. Avg. Loss Payments for Thefts of 1987 Model Year vehicles during calendar year 1988
(Expressed in 1988 dollars)

---Paid Theft Claims with Recovery in 1988---

Make	Series	-Paid Theft Claims-		No Damage		No Parts Removed		Parts Removed		All Recoveries		
		No.	Avg. Actual Value	Avg. Amt. Paid	No.	Avg. Amt. Paid	No.	Avg. Amt. Paid	No.	Avg. Amt. Paid	No.	Avg. Amt. Paid
UNMARKED PASSENGER CARS												
DATSUN/NISSAN												
	STANZA 4D	33	7189	7000	3	2936	19	5728			23	5269
	STANZA SW	1	11900	11400								
DODGE	OMNI 4D	16	5567	5471			6	5854	2	5390	10	5220
	OMNI/CHARGER 2D	9	5999	5854			2	7006			4	5199
	SHADOW 2D	10	6342	6257			6	5450	1	10258	8	5875
	SHADOW 4D	13	8521	8398	1	9253	4	8384	1	8868	9	8987
	SHELBY CHARGER 2D	5	9133	9083			1	10873			1	10873
DODGE/MITSUBISHI	COLT 2D	7	5130	5002	2	3368	1	8923	2	3273	6	4646
	COLT 4D	41	3817	3667	3	1166	26	3350	1	3546	33	3214
FORD	ESCORT 2D	63	5609	5499			23	3657	2	3485	31	3784
	ESCORT 4D	13	4988	4884			6	2926	1	6436	7	3427
	ESCORT SW	6	5038	4929	2	4369	1	559			4	3991
	EXP 2D	6	7319	7253			2	5239	1	6954	4	6620
	FORD LTD 2D	1	12226	12226			1	12226			1	12226
	FORD LTD 4D	16	12630	12558					1	2354	2	1180
	TAURUS 4D	30	8825	8736	2	8162	8	9592	3	4602	16	8197
	TAURUS SW	7	10371	10321	1	144	3	11801	1	12396	5	9589
	TEMPO 2D	10	4224	4109	2	459	2	4503			6	3030
	TEMPO 4D	28	6593	6450	2	233	10	5081			12	4273
HONDA	ACCORD 2D	16	7645	7539	4	6706	6	4278	1	12915	11	5946
	ACCORD 4D	84	7976	7813	3	5058	44	5896	3	12227	52	6061
	CIVIC CVCC 3D	11	4671	4589	3	3436	2	8419			9	3680
	CIVIC CVCC 4D	32	6650	6484	3	4962	13	6127	1	1811	22	5553
	CIVIC CVCC SW	2	3753	3728	1	257					1	257
	CIVIC CVCC/CRX 2D	32	7352	7196	5	4867	6	4336	6	8681	19	6169
	CIVIC SW 4X4	2	4865	4815	1	9254	1	375			2	4815
	PRELUDE	39	10350	10172	3	14652	20	8998	5	7763	32	9302
HYUNDAI	EXCEL 2D	37	4538	4356	1	2002	20	4542	1	1299	27	3751
	EXCEL 4D	98	4533	4376	11	1846	48	3763	2	5834	74	3575
MASERATI	SPYDER CONV	1	33000	32900								
MAZDA	323 2D	11	3986	3818			6	4972			7	4372
	323 4D	42	5281	5157	2	5675	24	4262	3	5453	32	4301
	323 SW	2	1106	956			2	956			2	956
	626/MX-6 2D	24	8265	8136	1	4958	15	7211	4	10363	22	7855
	RX-7 COUPE	35	11280	11101	4	13408	17	8724	5	15437	27	10804
MERCURY	LYNX 2D	7	5525	5425			5	4670	1	5913	6	4877
	LYNX 4D	1	5972	5922								
	LYNX SW	1	6659	6459			1	6459			1	6459
	MARQUIS/G. MARQ. 2D	3	11960	11760							1	3924
	MARQUIS/G. MARQ. SW	1	15148	14148								
	MARQUIX/G. MARQ. 4D	49	13756	13689	1	10919	4	5348			5	6462
	SABLE 4D	17	8448	8174	2	991	4	5254			7	3341
	SABLE SW	3	9617	9217							1	12479
	TOPAZ 2D	5	7447	7117	1	7971	4	6903			5	7117

Table C 5. Avg. Loss Payments for Thefts of 1987 Model Year vehicles during calendar year 1988
(Expressed in 1988 dollars)

		---Paid Theft Claims with Recovery in 1988---										
Make	Series	-Paid Theft Claims-			No Damage		No Parts Removed		Parts Removed		All Recoveries	
		No.	Avg. Actual Value	Avg. Paid	No.	Avg. Amt. Paid	No.	Avg. Amt. Paid	No.	Avg. Amt. Paid	No.	Avg. Amt. Paid
UNMARKED PASSENGER CARS												
MERCURY												
	TOPAZ 4D	7	4880	4859	1	339	2	4314	1	5	4	2243
MITSUBISHI	MIRAGE 2D	2	714	614			1	120			2	614
	MIRAGE 4D	9	3633	3505			6	2772	1	632	7	2466
OLDSMOBILE	CALAIS 2D	36	6813	6673	2	6121	15	4728	5	7620	26	5701
	CALAIS 4D	20	5419	5276	1	812	8	2019	1	1883	12	2603
	CIERA 2D	11	6749	6631			7	5845			9	5402
	CIERA 4D	75	6991	6877	2	742	34	4708	4	9337	46	4707
	CUST. CRUISER SW	5	9710	9520			3	6196			4	8435
	CUTLASS 2D	151	8706	8554	5	3287	71	6824	8	9212	91	6802
	CUTLASS 4D	18	7122	6930	1	3410	10	6345	2	9982	15	5909
	CUTLASS SW	2	5088	5088	1	5632	1	4543			2	5088
	FIRENZA 2D	2	8043	7743								
	FIRENZA 4D	5	5121	5071	1	4381	3	3871			4	3998
OPEL/ISUZU	I-MARK 2D FWD	6	7481	7414	2	6727	1	9701			3	7718
	I-MARK 4D FWD	6	6043	5993			3	6204			4	5269
PLYMOUTH	HORIZON 2D	12	5085	5023	1	534	6	4351	1	3695	9	4178
	HORIZON 4D	24	4628	4555	4	3493	6	3854			12	3578
	SUNDANCE 2D	10	5994	5864	1	4310	3	6472			4	5932
	SUNDANCE 4D	9	5426	5265	1	144	5	5941			7	4322
PONTIAC	2000 2D CONV	1	1596	1396			1	1396			1	1396
	6000 2D	3	6772	6572								
	6000 4D	40	5862	5738	1	12126	16	3246	5	7911	29	4484
	6000 SW	2	7336	7286			2	7286			2	7286
	GRAND AM 2D	85	8209	8022	5	5194	41	7257	2	5534	56	6883
	GRAND AM 4D	45	6055	5908	2	6175	26	3715	1	9120	36	4554
	GRAND PRIX	27	9754	9624			7	5670	1	5413	8	5638
	J2000/2000 2D	24	6399	6284			11	5307	2	5374	15	4902
	J2000/2000 4D	12	6124	5970	1	7837	6	5722	1	2262	10	5668
	PARISIENNE SW	3	9205	8939			1	1886			1	1886
	T1000/1000 4D	2	2266	2216			2	2216			2	2216
PORSCHE	924 COUPE	4	11070	10933			2	334			3	7308
	944 COUPE	10	16423	16203			3	2249			4	5928
RENAULT/EAGLE	ALLIANCE 2D	2	3751	3651							1	953
	ALLIANCE 4D	3	4899	4799								
	ALLIANCE CONV	1	11602	11502								
	GTA 2D	6	7618	7502	1	6480	3	8238			4	7799
	GTA CONV	1	12467	12367			1	12367			1	12367
SAAB	SAAB 9000 4D	2	11921	11621			1	2509			1	2509
SUBARU	HATCHBACK	5	4262	4162			1	5315			2	3962
	JUSTY 2D	2	2934	2884			1	933			1	933
TOYOTA	COROLLA TERCEL 2D	11	4392	4201	3	5086	2	3123	1	304	7	3364
	COROLLA TERCEL 4D	3	5946	5863	2	8602	1	385			3	5863

Table C 5. Avg. Loss Payments for Thefts of 1987 Model Year vehicles during calendar year 1988
(Expressed in 1988 dollars)

		---Paid Theft Claims with Recovery in 1988---										
Make	Series	-Paid Theft Claims-			No Damage		No Parts Removed		Parts Removed		All Recoveries	
		No.	Avg. Actual Value	Avg. Amt. Paid	No. Paid	Avg. Amt. Paid	No. Paid	Avg. Amt. Paid	No. Paid	Avg. Amt. Paid	No. Paid	Avg. Amt. Paid
UNMARKED PASSENGER CARS												
VOLKSWAGEN	CABRIOLET CONV.	13	10453	10291	3	1402	1	3949	4	13858	8	7948
	FOX 2D	4	5967	5842	1	7919	1	2345			3	5488
	GOLF 2D	9	5311	5195	1	9305	5	3183			8	4878
	GOLF 4D	12	7124	6995	1	6875	8	6096			9	6182
	GTI 2D	15	8808	8714	1	4454	7	6968	1	15037	10	7111
	JETTA 2D	5	7043	6903			2	5801			2	5801
	JETTA SEDAN	70	6633	6450	4	10360	31	3755	1	4247	42	4475
	QUANTUM 4D	5	5909	5789	1	1296	3	8549			5	5789
	QUANTUM SW 4WD	1	6236	6136							1	6136
VOLVO	240 4D	6	7045	6837	1	4621	2	5608			3	5279
	760/740 4D	2	14643	14618			1	2543			2	14618
	760/740 SW	3	13971	13855			1	989			2	5474
	780 2D	1	25582	25332								
YUGO	YUGO 2D	21	3413	3323			9	3470	1	3057	10	3429
Subtotal:		2716	7998	7854	157	5407	1138	5804	156	8744	1684	6093
MARKED PASSENGER CARS												
ACURA	LEGEND 2D	4	9870	9770			1	3745			3	4656
	LEGEND 4D	11	9647	9465	1	197	6	12642	1	3708	9	9472
AUDI	4000 QUATTRO 4D 4WD	1	17649	17649								
	5000 QUATTRO 4D 4WD	1	19981	19981								
BMW	325/325 E 4D	5	14153	13873	1	5350	2	13122			4	12338
	325/325 E/325 ES 2D	14	16597	16343	3	9744	3	20943			7	13614
	528 E 4D	2	13968	13468			1	2847			1	2847
	535 I/535 IS 4D	1	33371	33371								
	635 CSI/L6 2D	5	40354	40034	1	45191					2	42563
	735 I 4D	2	36615	36365			2	36365			2	36365
	L7 4D	1	16417	15917							1	15917
	M6 2D	1	53738	53688								
BUICK	ELECTRA 2D FWD	3	12422	12372			2	10496			2	10496
	ELECTRA 4D FWD	26	11811	11661	3	13577	10	8404	1	3290	18	9793
	ELECTRA SW RWD	4	5873	5710			3	7355			4	5710
	LESABRE 2D	9	10317	10234	1	1994	2	4663	2	10520	6	7786
	LESABRE 4D	43	8088	7976	2	3554	20	5498	6	10041	29	6166
	LESABRE SW	1	631	431	1	431					1	431
	RIVIERA 2D	5	13522	13372			3	11793			3	11793
CADILLAC	DEVILLE 2D FWD	21	10286	10129	1	19684	8	8323	4	7209	13	8854
	DEVILLE 4D FWD	53	13347	13213			22	10607	6	6196	33	10606
	ELDORADO 2D	2	19345	19145					2	19145	2	19145
	SEVILLE 4D	3	23714	23597								

Table C 5. Avg. Loss Payments for Thefts of 1987 Model Year vehicles during calendar year 1988
(Expressed in 1988 dollars)

		---Paid Theft Claims with Recovery in 1988---											
Make	Series	-Paid Theft Claims-			No Damage		No Parts Removed		Parts Removed		All Recoveries		
		No.	Avg. Actual Value	Avg. Amt. Paid	No.	Avg. Amt. Paid	No.	Avg. Amt. Paid	No.	Avg. Amt. Paid	No.	Avg. Amt. Paid	
MARKED PASSENGER CARS													
CHEVROLET	CAMARO	329	10704	10554	8	8427	124	8236	35	11518	188	8713	
	CAMARO CONV	2	18045	17945					2	17945	2	17945	
	NOVA 4D	86	3249	3134	3	2760	57	2336			70	2434	
CHRYSLER	LEBARON 2D	21	10904	10747	1	10942	8	9267	1	13305	11	9947	
	LEBARON 2D CONV	1	1735	1635				1	1635		1	1635	
	LEBARON 4D	8	5738	5663	3	5343	2	344			6	4665	
	LEBARON 4D (H BODY)	14	7514	7371				9	5405		10	5941	
	LEBARON SW	1	14511	14511					1	14511	1	14511	
	NEW YORKER 4D RWD	20	6776	6694				12	5920	4	8060	18	5815
DODGE	600 4D	5	2834	2744				3	798		3	798	
	ARIES 2D	1	8076	8076				1	8076		1	8076	
	ARIES 4D	10	4457	4387	2	430	3	2659	2	5973	7	2969	
	ARIES SW	1	8645	8145				1	8145		1	8145	
	DAYTONA 2D	10	8493	8278	1	112	6	8623			8	7550	
	DIPLOMAT 4D	6	5742	5692				3	3996		5	4575	
	LANCER 4D	10	5807	5672				7	4064	1	10794	9	4975
FORD	MUSTANG	81	9820	9685	3	3033	27	7840	11	9628	47	8032	
	MUSTANG CONV	15	11406	11312	1	9056	6	8076	1	16337	10	9382	
	THUNDERBIRD 2D	66	12177	12085	3	6353	11	11792	1	13415	18	10673	
JAGUAR	XJ6	6	27042	26759				1	1608		2	17027	
LINCOLN	CONTINENTAL 4D	4	20692	20630									
	LINCOLN CONT. 4D	24	15713	15495	3	14084	8	8494			14	12368	
	MARK VII 2D	5	17310	17080				2	11241		2	11241	
MAZDA	626 SEDAN	92	6445	6297	6	6715	49	5125	4	9362	72	5357	
MERCEDES BENZ	190 E 4D	7	18911	18504				2	856		2	856	
	260 E 4D	3	32285	31952							1	34235	
	300 D 4D	3	36319	35936				1	34450		1	34450	
	300 E 4D	9	39043	38793	1	15709	2	16185			4	21969	
	300 SDL 4D	4	44155	43805	1	49046	1	44206			2	46626	
	420 SEL 4D	5	39090	38870	2	49736					3	33435	
	560 SEC 2D	1	61040	61040									
	560 SEL 4D	2	51574	51074									
	560 SL CONV	16	50334	49893	1	51014	3	37333	1	56628	6	45768	
MERCURY	COUGAR 2D	30	10300	10205				5	7022	2	8195	10	7345
MITSUBISHI	CORDIA 2D	6	7960	7826				1	7744		1	7744	
	TREDIA 4D	4	5314	5164				3	6685		3	6685	
OLDSMOBILE	98 2D FWD	2	15750	15450				1	16625		1	16625	
	98 4D FWD	40	11592	11439	1	16446	17	8111	1	5060	23	8519	
	DELTA-88 2D	12	9165	9019	2	7289	4	6721			7	6214	
	DELTA-88 4D	53	7838	7685	2	2575	26	6517	6	7734	40	6389	
	TORONADO	2	1453	1303				2	1303		2	1303	
PLYMOUTH	CARAVELLE 4D	6	6637	6578				2	483	1	11556	4	3703
	GRAN FURY 4D	1	1749	1749							1	1749	
	RELIANT 2D	4	6194	5944	1	4251	1	8732			3	5504	
	RELIANT 4D	6	6340	6190	3	5315					3	5315	

Table C 5. Avg. Loss Payments for Thefts of 1987 Model Year vehicles during calendar year 1988
(Expressed in 1988 dollars)

---Paid Theft Claims with Recovery in 1988---

Make	Series	-Paid Theft Claims-			No Damage		No Parts Removed		Parts Removed		All Recoveries	
		No.	Avg. Value	Avg. Amt. Paid	No. Paid	Avg. Amt. Paid	No. Paid	Avg. Amt. Paid	No. Paid	Avg. Amt. Paid	No. Paid	Avg. Amt. Paid
MARKED PASSENGER CARS												
PONTIAC	BONNEVILLE 4D	52	7616	7493	1	987	31	5583	4	8097	39	5427
	FIERO 2D	52	6213	6083	3	5789	29	5514	2	6352	42	5279
	FIREBIRD	274	10566	10428	2	8161	121	8005	33	11198	178	8871
PORSCHE	911 COUPE	6	49532	48824			2	31273	2	58489	4	44881
	911 TARGA/CABRIOLET	9	41004	40360			2	20531	3	43942	5	34578
SAAB	SAAB 900 2D	5	11779	11659			3	12642			4	10967
	SAAB 900 4D	2	14801	14651			1	1400			1	1400
SUBARU	HARDTOP/XT 2D	7	3585	3456	1	335	2	7230			7	3456
TOYOTA	CAMRY 4D	39	8951	8817	3	5974	18	6740			24	6870
	CAMRY SW	7	11440	11297			5	11362			5	11362
	CELICA	21	8807	8657	2	2101	9	8124			11	7029
	CELICA CONV	2	18427	18377			1	19454			1	19454
	COROLLA 2D	14	5957	5803			8	3753			9	3615
	COROLLA FX 2D	10	7480	7370	1	7743	4	6306			6	7076
	COROLLA SEDAN	93	4367	4230	11	4087	63	3334	1	8026	81	3576
	MR2	47	9289	9129	2	6532	22	7807	11	11075	40	9150
VOLKSWAGEN	SCIROCCO	8	8303	8134	2	2796	2	11801	1	12310	6	6946
	Subtotal:	1900	10603	10453	90	8593	820	7158	153	11955	1226	8018
ANTI-THEFT EXEMPT PASSENGER CARS												
AUDI	5000 4D	2	9711	9561			1	18876			2	9561
AUSTIN ROVER	STERLING 825 4D	2	9549	9524			1	2102			1	2102
CADILLAC	ALLANTE CONV	1	400	400								
CHEVROLET	CORVETTE	32	22301	22105	1	6688	7	19820			9	16866
	CORVETTE CONV	10	26810	26560			2	17737			3	22446
CHRY/PLYM/MITS	CONQUEST 2D	15	10757	10463	1	112	5	9323	1	12750	8	8421
DATSUN/NISSAN	240/260/280/300	19	16582	16400			8	16397			8	16397
	240/260/280/300 2+2	3	14041	13825			1	6789			1	6789
	810/MAXIMA SEDAN	70	11686	11471	5	7608	26	9187	1	13869	35	9119
	810/MAXIMA WAGON	1	13425	12925								
MITSUBISHI	GALANT 4D	13	8362	8151			6	3170			8	5250
	STARION 2D	14	13139	12914			7	10538			8	10944
TOYOTA	CRESSIDA 4D	15	14590	14353			5	12886	1	12986	8	12086
	SUPRA 2D	23	16137	15961	1	7287	8	10049	1	20820	10	10850
	Subtotal:	220	14787	14576	8	6516	77	11120	4	15106	101	10887
	Passenger Total:	4836	9330	9180	255	6566	2035	6550	313	10394	3011	7037

Table C 5. Avg. Loss Payments for Thefts of 1987 Model Year vehicles during calendar year 1988
(Expressed in 1988 dollars)

		---Paid Theft Claims with Recovery in 1988---					
Make	Series	-Paid Theft Claims-		No	No Parts	Parts	All
		No.	Avg. Actual Value	Avg. Amt. Paid	Damage	Removed	Removed
MEVS							
AMC/EAGLE	EAGLE SW	1	12454	12354			1 12354
CHEVROLET TRUCK	10 PICKUP 1/2T	250	11015	10943	8 9828	33 8065	23 10170 73 9124
	10 PICKUP 1/2T 4X4	60	13411	13353		3 10314	4 15868 8 13793
	20 CREW C P/U 3/4T	1	16882	16832			
	20 PICKUP 3/4T	15	12586	12526		1 2619	3 13309 4 10636
	20 PICKUP 3/4T 4X4	11	14733	14637		1 13879	1 13879
	30 CHASSIS CAB 1T	2	19146	19096			
	30 CREW C P/U 1T	8	21060	20885			
	30 CREW C P/U 1T 4X4	1	24171	24071			
	30 PICKUP 1T	3	15254	15204			2 13738 2 13738
	ASTRO CARGO VAN	11	14894	14822	1 16458	1 2903	1 18687 5 14309
	ASTRO VAN	12	9962	9875		3 13168	2 9270 6 9788
	BLAZER 1/2T 4X4	38	14596	14477	1 805	5 8256	5 15006 13 11760
	CHEVYVAN 1/2T	2	9027	8877		1 8688	1 8688
	CHEVYVAN 1T	2	14659	14409		1 6848	1 6848
	CHEVYVAN 3/4T	47	15643	15539	1 3576	13 13971	5 18644 22 14672
	EL CAMINO	5	13613	13483		1 11636	1 15764 2 13700
	S10 BLAZER	39	8201	8114	3 5795	12 3929	3 5034 21 5221
	S10 PICKUP	48	7510	7426	1 30	10 5279	3 9609 15 5940
	SUBURBAN 1/2T	55	14789	14700		10 1780	2 18511 15 6972
	SUBURBAN 1/2T 4X4	8	15545	15432	1 17292		1 22914 2 20103
	SUBURBAN 3/4T	4	14386	14336		1 3793	1 14401 2 9097
	SUBURBAN 3/4T 4X4	3	12214	12098		1 970	1 15399 2 8185
	T10 BLAZER 4X4	95	9981	9867		36 8062	12 7808 57 8082
	T10 PICKUP 4X4	16	10475	10346		2 8658	3 9916 6 9144
DATSUN/NISSAN	P/U KING C 4X2	5	11012	10772		1 11181	1 11181
	P/U KING C 4X4	4	12463	12338			2 12298
	P/U KING X 4X4	3	16448	16314			
	P/U LONG 4X2	3	8357	8274		1 8330	1 8330
	P/U SHORT 4X2	35	6051	5914	4 2878	8 4398	5 7758 21 4940
	P/U SHORT 4X4	3	9319	9286		1 5994	1 5994
	PATHFINDER	29	12421	12273	2 1471	7 9005	1 14586 13 7743
	VAN	6	10425	10258	2 11145	2 8198	5 9846
DODGE TRUCK	AD150 UTILITY	9	10505	10443		2 7484	2 7484
	AW150 UTILITY	7	12671	12493		1 15896	3 9359
	B150 VAN MPV	1	14526	14476			
	B150 VAN TRK/INC	4	12189	12052		1 10399	1 10399
	B250 VAN MPV	1	14379	13879		1 13879	1 13879
	B250 VAN TRK/INC	20	11486	11356		7 13308	4 5731 12 9735
	CARAVAN WAGON	10	10860	10750		4 8587	7 9331
	D100/D150 PICKUP	9	10437	10304		1 9517	1 10188 3 10165
	D250 PICKUP	2	12689	12664			
	DAKOTA PICKUP 4X2	13	8535	8481		6 7965	6 7965
	DAKOTA PICKUP 4X4	8	9115	9059	1 2409	1 693	2 1551
	RAM 50 P/U LONG 4X2	4	5832	5770		2 5623	1 4196 3 5147

Table C 5. Avg. Loss Payments for Thefts of 1987 Model Year vehicles during calendar year 1988
(Expressed in 1988 dollars)

		---Paid Theft Claims with Recovery in 1988---					
Make	Series	-Paid Theft Claims-		No	No Parts	Parts	All
		No.	Avg. Actual Value	Damage	Removed	Removed	Recoveries
			Avg. Amt. Paid	Avg. Amt. Paid	Avg. Amt. Paid	Avg. Amt. Paid	Avg. Amt. Paid
MPVS							
DODGE TRUCK							
	RAM 50 P/U LONG 4X4	2	7966	7791		1 7058	1 7058
	RAM50/D50 P/U SH 4X2	11	6491	6355	1 18	3 5313	5 4414
	RAM50/D50 P/U SH 4X4	5	4322	4232	1 853	3 3902	5 4232
	W100/W150 PICKUP	9	10236	10108		3 6616	1 10993
	W250 PICKUP	1	1050	1000	1 1000		1 1000
DODGE/MITSUBISHI							
	COLT VISTA SW	4	7126	6976	1 9771	1 4349	3 6605
	RAIDER	3	10886	10669			1 10206
FORD TRUCK							
	AEROSTAR CARGO VAN	1	10906	10806			
	AEROSTAR VAN	16	10342	10289	2 3153	4 13071	1 851
	BRONCO	21	16697	16578		1 339	2 8763
	BRONCO II 4X2	10	11355	11285		1 12315	2 9884
	BRONCO II 4X4	18	12456	12345	2 9556	4 8536	7 8506
	E150 ECONO CARGO VAN	36	14835	14740	3 13569	12 12854	3 16846
	E150 ECONO CLUB WGN	3	15184	15118			
	E350 ECONO CARGO VAN	3	11523	11189			
	E350 ECONO CLUB WGN	1	14143	13893			1 13893
	E350 RV CUTAWAY	1	3779	3679			1 3679
	F150 PICKUP 4X2	49	10004	9928	1 56	10 7236	2 11538
	F150 PICKUP 4X4	20	13134	13049		1 190	1 13910
	F150 SUPER P/U 4X2	15	12209	12126		2 3827	2 3827
	F150 SUPER P/U 4X4	1	14216	14016		1 14016	1 14016
	F250 PICKUP 4X2	8	10694	10600	2 2460		2 2460
	F250 PICKUP 4X4	10	14706	14541			1 16693
	F250 SUPER P/U 4X2	6	18834	18784			
	F250 SUPER P/U 4X4	5	15251	15141		1 3201	1 3201
	F350 CHASSIS C 4X2	1	14698	14598			
	F350 CREW C P/U 4X2	3	19332	19199			
	F350 PICKUP 4X2	1	17949	17949			
	F350 PICKUP 4X4	1	21208	21208			
	RANGER PICKUP 4X2	36	6791	6722	3 3492	11 6678	16 6516
	RANGER PICKUP 4X4	22	10379	10286	1 128	5 10517	1 13416
	RANGER SUPER P/U 4X2	8	7499	7387		3 2765	1 10305
	RANGER SUPER P/U 4X4	9	12705	12594		1 13354	1 12758
GMC TRUCK							
	1500 PICKUP 1/2T	51	11408	11342	1 11308	5 9501	7 10230
	1500 PICKUP 1/2T 4X4	19	13342	13289	1 14665		2 16628
	2500 PICKUP 3/4T	3	12529	12429			1 11340
	2500 PICKUP 3/4T 4X4	6	14701	14543			2 14300
	3500 CREW C CHASS 1T	1	23620	23520			
	3500 PICKUP 1T 4X4	1	16902	16902			
	CABALLERO	2	11477	11202	1 11788		1 11788
	JIMMY 1/2T 4X4	11	13844	13704		3 5872	3 15901
	S15 JIMMY	5	6273	6223		3 5283	4 5285
	S15 PICKUP	16	6456	6341		9 5330	11 5554
	SAFARI VAN	1	2454	2354		1 2354	1 2354
	SUBURBAN 1/2T	6	10429	10379		1 2668	3 8415

Table C 5. Avg. Loss Payments for Thefts of 1987 Model Year vehicles during calendar year 1988
(Expressed in 1988 dollars)

		---Paid Theft Claims with Recovery in 1988---						
Make	Series	-Paid Theft Claims-		No	No Parts	Parts	All	
		No.	Avg. Actual Value	Avg. Amt. Paid	Damage	Removed	Removed	Recoveries
		No.	Avg. Actual Value	Avg. Amt. Paid	No. Paid	Avg. Amt. Paid	No. Paid	Avg. Amt. Paid
MPVS								
GMC TRUCK								
	SUBURBAN 1/2T 4X4	1	18459	18409				
	SUBURBAN 3/4T	2	17690	17565				
	T15 JIMMY 4X4	29	9455	9362		12 4191	5 10734	18 6579
	T15 PICKUP 4X4	4	5521	5471		1 6	1 9316	3 3525
	VANDURA 3/4T	11	10246	10133		5 6455	1 6221	7 6207
JEEP	CHEROKEE 4X2	11	5422	5263	1 12811	9 3412		10 4352
	CHEROKEE 4X4	63	8822	8668	4 5126	29 6067	5 14628	43 7003
	COMANCHE 4X2 LONG	1	10529	10329		1 10329		1 10329
	COMANCHE 4X2 SHORT	5	7726	7626	1 9500	1 10036	1 8442	4 7125
	COMANCHE 4X4 LONG	1	12889	12689				
	COMANCHE 4X4 SHORT	4	9290	9127		2 6468		3 8279
	J10 LONG PICKUP	1	371	321				
	WAGONEER	6	7736	7636		4 6219		4 6219
	WAGONEER/G. WAGONEER	3	14148	14065		1 1993		1 1993
	WRANGLER 4X4	56	8591	8407	5 5753	20 5337	7 8088	33 6159
MAZDA	B SER. CAB+ P/U 4X4	2	8629	8504	1 8733			1 8733
	B SER. LONG P/U 4X2	16	6932	6835	3 9069	5 5938	3 7080	12 6546
	B SER. LONG P/U 4X4	1	9124	9124				
	B SER. STD P/U 4X2	42	4963	4826	4 957	16 4515	3 3941	27 3962
	B SER. STD P/U 4X4	15	11039	10939	2 12005	1 15200		5 11674
	B2000 CAB PLUS P/U	24	6661	6524	3 4881	8 6126	4 6666	16 6049
MITSUBISHI	CARGO VAN	1	5601	5551				1 5551
	MONTERO 4X4	6	9044	8877		2 8506	1 12760	4 7513
	PICKUP 4X2	26	6456	6327	6 4954	9 6694	1 4442	17 6001
	WAGON VAN	3	3608	3474		1 3213		1 3213
OPEL/ISUZU	P/U SH 1/2T 4X2	9	6605	6539		4 6147		4 6147
	P/U SH 1/2T 4X4	1	471	471		1 471		1 471
	P/U SPACE C 1/2T 4X2	2	6066	5991		1 11712		1 11712
	TROOPER II 4X4	1	4254	4204		1 4204		1 4204
	TROOPER VAN 4X4	5	7149	7129		1 770		2 867
PLYMOUTH TRUCK	VOYAGER WAGON	14	8465	8315	2 6556	4 8004	1 2423	10 7513
SUBARU	DL/GL 2D	2	9424	9299		2 9299		2 9299
	DL/GL 4D SEDAN	8	8724	8580		6 9913		8 8580
	DL/GL SW	4	8646	8546		3 7302		3 7302
	DL/GL SW 4WD	6	3946	3904	3 1179	2 5256	1 9378	6 3904
	GL 4D 4WD	1	836	786		1 786		1 786
	HARDTOP/XT 2D 4WD	4	13787	13650		2 15360		2 15360
	HATCHBACK 4WD	1	51	1		1 1		1 1
SUZUKI	SAMURAI 4X4	81	5379	5258	6 3156	44 4213	5 7939	63 4550
	SAMURAI VAN 4X4	9	7949	7754		1 6273	1 7567	2 6920
TOYOTA	4RUNNER PICKUP	91	11469	11341	6 13885	30 6353	10 12317	50 8377
	4RUNNER WAGON	11	10092	9938	1 2052	4 6735	3 15978	8 9616
	CARGO VAN 4X2	11	7203	7044	1 13985	4 7469	1 13231	10 6614
	CHASSIS CAB	2	6293	6118			2 6118	2 6118
	LAND CRUISER SW	1	15855	15805				

Table C 5. Avg. Loss Payments for Thefts of 1987 Model Year vehicles during calendar year 1988
(Expressed in 1988 dollars)

		---Paid Theft Claims with Recovery in 1988---											
Make	Series	-Paid Theft Claims-			No Damage		No Parts Removed		Parts Removed		All Recoveries		
		No.	Avg. Value	Avg. Amt. Paid	No. Paid	Avg. Amt. Paid	No. Paid	Avg. Amt. Paid	No. Paid	Avg. Amt. Paid	No. Paid	Avg. Amt. Paid	
MPVS													
TOYOTA													
	P/U X CAB 1/2T 4X4	40	10301	10180	3	9446	19	8435	6	13664	28	9664	
	P/U X CAB LN 1/2T	24	6506	6400	1	748	8	3372	5	5674	16	4385	
	P/U XTRA CAB 1/2T	1	13332	13282									
	PICKUP LN 1/2T 4X4	9	8747	8608	2	9394	1	10069	2	7109	7	7951	
	PICKUP LONG 1/2T	22	6474	6354	6	4431	5	5289	5	7427	16	5635	
	PICKUP LONG 1T	2	7341	7166				1	5615	1	8716	2	7166
	PICKUP SH 1/2T 4X4	69	8258	8137	6	8250	18	5003	10	8705	39	6611	
	PICKUP SHORT 1/2T	106	5587	5470	12	3237	40	4435	13	6834	71	4739	
	TERCEL SW 2WD	2	2435	2310	1	2339	1	2281			2	2310	
	VAN 4X2	15	11553	11356	3	10141	3	8822			8	9414	
	VAN 4X4	3	16149	16099				1	13822		2	15746	
VOLKSWAGEN	VANAGON	4	17386	17273	1	16799			2	16316	3	16477	
	Subtotal:	2270	10090	9982	130	6396	607	6617	217	10372	1100	7537	
	Totals:	7106	9573	9437	385	6509	2642	6566	530	10386	4111	7171	

Table C 6. Avg. Loss Payments for Thefts of 1986 Model Year vehicles during calendar year 1988
(Expressed in 1988 dollars)

		---Paid Theft Claims with Recovery in 1988---										
Make	Series	-Paid Theft Claims-			No Damage		No Parts Removed		Parts Removed		All Recoveries	
		No.	Avg. Actual Value	Avg. Amt. Paid	No.	Avg. Amt. Paid	No.	Avg. Amt. Paid	No.	Avg. Amt. Paid	No.	Avg. Amt. Paid
UNMARKED ANCESTORS PASSENGER CARS												
ACURA	INTEGRA 2D	4	8699	8461	0	0	2	6171	0	0	2	6171
	INTEGRA 4D	4	11261	11136	1	12162	1	9744	0	0	2	10953
AUDI	4000 4D	7	7495	7352	0	0	1	11394	1	12271	5	7545
	GT COUPE 2D	2	6133	6033	0	0	1	530	0	0	1	530
BUICK	CENTURY 2D	6	4168	4001	0	0	4	3673	0	0	5	3058
	CENTURY 4D	56	5858	5744	3	1326	31	5216	3	5013	42	4926
	CENTURY SW	3	9092	8776	0	0	1	8885	0	0	2	8314
	SKYHAWK 2D	18	4578	4472	1	4318	8	2246	1	1415	11	2808
	SKYHAWK 4D	7	3305	3191	0	0	4	2018	1	6624	6	2458
	SKYLARK 4D	11	7305	7150	0	0	2	7392	0	0	5	5653
	SOMERSET 2D	23	4813	4707	0	0	13	4732	2	3990	18	4185
CADILLAC	BROUGHAM 4D	41	11791	11657	1	717	20	9405	1	1338	23	8442
	CIMARRON 4D	8	8212	8068	0	0	2	5884	0	0	4	8124
CHEVROLET	CAPRICE 2D	3	7509	7475	0	0	1	3335	0	0	1	3335
	CAPRICE 4D	68	7804	7685	1	7397	20	5776	5	5026	33	6275
	CAPRICE SW	13	7414	7279	2	5776	6	5879	0	0	8	5853
	CAVALIER 2D	65	6294	6182	2	4614	35	5797	1	9684	42	5963
	CAVALIER 4D	26	4713	4610	0	0	13	3959	1	7070	22	4284
	CAVALIER CONV	1	11306	11206	1	11206	0	0	0	0	1	11206
	CAVALIER SW	3	7116	7033	0	0	0	0	0	0	0	0
	CELEBRITY 2D	12	4807	4715	1	707	6	4922	0	0	9	4215
	CELEBRITY 4D	46	5655	5556	1	2760	20	3275	2	6586	26	3951
	CELEBRITY SW	10	4349	4229	0	0	4	3818	0	0	5	3289
	CHEVETTE 2D	8	2962	2905	0	0	3	2169	1	4180	5	2947
	CHEVETTE 4D	8	3977	3789	1	5615	7	3528	0	0	8	3789
	MONTE CARLO 2D	178	7962	7865	1	3303	72	5971	21	8389	109	6649
	SPECTRUM 2D	7	3435	3385	0	0	2	3010	0	0	5	3529
	SPECTRUM 4D	39	2891	2809	2	3316	24	2428	1	5758	35	2591
	SPRINT 2D	6	2993	2843	1	40	2	1858	1	5765	5	2729
	SPRINT 4D	8	3666	3572	1	1878	1	760	0	0	3	2852
CHRYSLER	NEW YORKER 4D (E BODY)	14	8306	8202	1	11072	7	7570	1	7290	11	7511
DATSUN/NISSAN	200SX	21	7215	7077	0	0	7	6783	2	3378	12	5721
	PULSAR 2D	19	6166	6013	3	6835	7	6087	0	0	14	5895
	SENTRA 2D	27	4368	4236	6	1957	7	3644	2	4938	16	3342
	SENTRA 4D	14	4668	4532	2	4051	3	3472	0	0	8	3152
	SENTRA SW	2	6119	6094	0	0	1	5854	0	0	1	5854
	STANZA 4D	7	6038	5924	0	0	5	4488	0	0	6	5303
	STANZA SW	4	5764	5639	1	5440	2	3738	0	0	3	4305
DODGE	OMNI 4D	8	3587	3493	0	0	7	3702	1	2030	8	3493
	OMNI/CHARGER 2D	12	3605	3468	2	154	7	4183	1	6192	11	3293
	SHELBY CHARGER 2D	3	7083	7017	1	6752	0	0	0	0	1	6752

Table C 6. Avg. Loss Payments for Thefts of 1986 Model Year vehicles during calendar year 1988
(Expressed in 1988 dollars)

		---Paid Theft Claims with Recovery in 1988---										
		-Paid Theft Claims-			No Damage		No Parts Removed		Parts Removed		All Recoveries	
Make	Series	No.	Avg. Actual Value	Avg. Amt. Paid	No.	Avg. Amt. Paid	No.	Avg. Amt. Paid	No.	Avg. Amt. Paid	No.	Avg. Amt. Paid
UNMARKED ANCESTORS PASSENGER CARS												
DODGE/MITSUBISHI	COLT 2D	5	4369	4139	0	0	3	3353	0	0	4	3937
	COLT 2D HTCH	1	986	836	1	836	0	0	0	0	1	836
	COLT 4D	19	4136	3975	2	770	8	3654	1	4779	13	3224
FORD	ESCORT 2D	45	4011	3903	4	2502	16	3477	3	4088	31	3440
	ESCORT 4D	27	3751	3631	1	5544	14	2154	0	0	16	2530
	ESCORT SW	12	3850	3741	1	5744	6	2588	2	6350	10	3408
	EXP 2D	11	4974	4851	0	0	5	5088	0	0	7	5129
	FORD LTD 4D	7	10075	9975	0	0	1	5478	1	10895	2	8187
	FORD LTD SW	4	7035	6860	0	0	1	3844	1	2911	2	3378
	LTD 4D	4	2971	2871	1	150	1	1741	0	0	3	1593
	LTD SW	2	8009	7959	0	0	1	8720	0	0	1	8720
	TAURUS 4D	20	6519	6422	1	178	9	4838	0	0	11	4736
	TAURUS SW	3	11825	11708	0	0	1	11125	1	13463	3	11708
	TEMPO 2D	6	6778	6719	0	0	4	7286	0	0	5	6736
	TEMPO 4D	20	4858	4761	1	6344	10	3657	0	0	14	4099
HONDA	ACCORD 2D	13	5981	5877	0	0	6	5261	1	11070	10	5741
	ACCORD 4D	53	5330	5172	4	4036	20	3669	3	5664	36	4246
	CIVIC CVCC 3D	9	3072	2889	1	1307	4	4026	0	0	5	3482
	CIVIC CVCC 4D	10	4545	4395	1	2650	7	4730	1	2	9	3974
	CIVIC CVCC/CRX 2D	19	5261	5124	2	1753	7	4390	2	6383	11	4273
	CIVIC SW 4X4	2	7330	7180	1	8021	0	0	0	0	2	7180
	PRELUDE	61	9078	8903	3	1150	27	8349	9	8871	42	7887
HYUNDAI	EXCEL 2D	13	3788	3588	1	1365	4	3928	0	0	6	2847
	EXCEL 4D	59	3712	3540	6	2233	28	2820	1	5781	42	2752
MAZDA	323 2D	7	3393	3222	1	4156	5	3678	0	0	6	3758
	323 4D	23	5135	5019	1	5638	11	5023	3	4496	20	4727
MERCURY	LYNX 2D	8	4703	4591	0	0	3	2656	2	5779	5	3905
	LYNX 4D	3	5284	5018	0	0	1	5396	0	0	1	5396
	LYNX SW	2	3476	3351	0	0	1	4763	0	0	1	4763
	MARQUIS/GRAND MARQUIS 2D	3	13121	13071	0	0	1	10227	0	0	1	10227
	MARQUIS/GRAND MARQUIS 4D	30	12309	12226	2	7385	2	7061	0	0	4	7223
	MARQUIS/GRAND MARQUIS SW	1	4174	4074	0	0	1	4074	0	0	1	4074
	SABLE 4D	12	7615	7507	0	0	6	6037	0	0	8	6731
	SABLE SW	5	5262	5142	0	0	3	4728	0	0	4	5906
	TOPAZ 2D	3	6858	6824	0	0	1	6675	0	0	2	6861
	TOPAZ 4D	5	5880	5810	1	1390	1	6635	0	0	2	4013
MITSUBISHI	MIRAGE 2D	6	3399	3240	0	0	5	2993	0	0	5	2993
OLDSMOBILE	CALAIS 2D	20	5903	5771	1	2913	10	5131	2	8267	16	5495
	CALAIS 4D	28	3951	3844	2	202	17	1968	0	0	21	2156
	CUST. CRUISER SW	6	7806	7498	1	6540	3	8748	0	0	4	8196
	FIRENZA 2D	3	6804	6304	0	0	3	6304	0	0	3	6304
	FIRENZA 4D	4	6877	6740	0	0	2	7002	0	0	2	7002
OPEL/ISUZU	I-MARK 2D FWD	2	4352	4127	0	0	1	1434	0	0	2	4127
	I-MARK 4D FWD	7	3115	3037	0	0	3	2528	0	0	5	2809

Table C 6. Avg. Loss Payments for Thefts of 1986 Model Year vehicles during calendar year 1988
(Expressed in 1988 dollars)

---Paid Theft Claims with Recovery in 1988---

Make	Series	-Paid Theft Claims-		No Damage		No Parts Removed		Parts Removed		All Recoveries		
		No.	Avg. Actual Value	Avg. Amt. Paid	No.	Avg. Amt. Paid	No.	Avg. Amt. Paid	No.	Avg. Amt. Paid	No.	Avg. Amt. Paid
UNMARKED ANCESTORS PASSENGER CARS												
PEUGEOT	505 4D	2	10626	10526	0	0	1	10028	0	0	1	10028
PLYMOUTH	HORIZON 2D	6	4755	4589	0	0	1	480	0	0	2	2112
	HORIZON 4D	5	4060	4010	0	0	4	4549	0	0	5	4010
PONTIAC	6000 2D	3	5434	5317	0	0	0	0	2	3848	2	3848
	6000 4D	51	4353	4228	1	8676	34	3520	3	4326	42	3624
	6000 SW	3	6464	6364	0	0	2	5397	0	0	2	5397
	GRAND AM 2D	70	6151	6024	3	6074	35	4867	8	6519	50	5381
	GRAND AM 4D	38	6053	5948	4	1605	19	4929	4	9119	32	5394
	J2000/2000 2D	21	6512	6388	1	9340	10	5565	1	4967	13	6094
	J2000/2000 4D	10	5384	5279	0	0	3	5040	0	0	6	5007
	PARISIENNE 4D	18	7041	6994	1	467	9	4079	1	11461	14	5865
	PARISIENNE SW	4	2971	2921	0	0	3	3683	1	634	4	2921
	T1000/1000 2D	3	3685	3585	0	0	1	3978	0	0	2	3433
PORSCHÉ	T1000/1000 4D	1	4167	4117	0	0	0	0	0	0	0	0
	944 COUPE	6	17814	17272	2	9773	0	0	0	0	3	9461
RENAULT/EAGLE	ALLIANCE 2D	4	2823	2673	0	0	3	1789	0	0	3	1789
	ALLIANCE 4D	14	4498	4416	0	0	8	4184	0	0	8	4184
	ENCORE 2D	6	3122	2938	1	3882	3	3013	1	2892	6	2938
	ENCORE 4D	2	5315	5165	1	5216	1	5113	0	0	2	5165
SUBARU	HATCHBACK	3	4819	4752	0	0	2	3775	0	0	2	3775
TOYOTA	COROLLA TERCEL 2D	7	4320	4241	1	6291	4	4425	0	0	5	4798
	COROLLA TERCEL 4D	5	4071	4011	1	210	3	5077	0	0	5	4011
	TERCEL SW 2WD	2	3957	3882	1	716	0	0	0	0	1	716
	TERCEL SW 4WD	3	5814	5547	0	0	2	4462	1	7719	3	5547
VOLKSWAGEN	GOLF 2D	4	3828	3553	2	648	0	0	1	7016	3	2771
	GOLF 4D	5	4279	4239	0	0	3	4784	0	0	4	3759
	GTI 2D	15	7177	7044	1	550	5	5195	2	10413	8	5919
	JETTA 2D	5	3719	3589	0	0	4	2375	0	0	4	2375
	JETTA SEDAN	60	6056	5922	4	1252	27	4569	1	14120	41	4994
	QUANTUM 4D	6	6469	6394	0	0	3	4481	0	0	4	4418
VOLVO	240 4D	2	3781	3731	0	0	2	3731	0	0	2	3731
	240 SW	2	1366	1266	0	0	1	1064	1	1468	2	1266
	760/740 4D	8	10742	10574	0	0	5	11347	1	5735	7	9847
	760/740 SW	1	5649	5599	0	0	0	0	0	0	1	5599
YUGO	YUGO 2D	22	2322	2183	1	766	11	1772	1	2732	14	1850
Subtotal:		1842	6045	5921	101	3446	831	4720	111	6645	1236	4879
MARKED ANCESTORS PASSENGER CARS												
ACURA	LEGEND 4D	5	13590	13430	2	14312	1	3429	0	0	3	10684
AUDI	4000 QUATTRO 4D 4WD	2	2630	2505	0	0	2	2505	0	0	2	2505
	5000 QUATTRO 4D	2	19700	19425	0	0	1	20440	0	0	1	20440

Table C 6. Avg. Loss Payments for Thefts of 1986 Model Year vehicles during calendar year 1988
(Expressed in 1988 dollars)

---Paid Theft Claims with Recovery in 1988---

Make	Series	-Paid Theft Claims-			No Damage		No Parts Removed		Parts Removed		All Recoveries	
		No.	Avg. Actual Value	Avg. Amt. Paid	No.	Avg. Amt. Paid	No.	Avg. Amt. Paid	No.	Avg. Amt. Paid	No.	Avg. Amt. Paid
MARKED ANCESTORS PASSENGER CARS												
BMW	325/325 E 4D	10	18185	18045	0	0	4	18280	0	0	4	18280
	325/325 E/325 ES 2D	16	16835	16529	1	18871	5	14535	0	0	7	15225
	528 E 4D	2	6680	6430	0	0	1	1629	0	0	2	6430
	535 I/535 IS 4D	1	23400	23300	0	0	0	0	0	0	0	0
BUICK	ELECTRA 2D FWD	1	10180	9930	0	0	1	9930	0	0	1	9930
	ELECTRA 4D FWD	34	7746	7621	1	240	17	6615	4	10077	24	6894
	ELECTRA SW RWD	3	8009	7842	0	0	2	6114	0	0	2	6114
	LESABRE 2D	6	9708	9583	0	0	4	8945	0	0	4	8945
	LESABRE 4D	23	7337	7185	1	1625	12	6925	2	3143	18	6388
	LESABRE SW	2	11868	11693	0	0	2	11693	0	0	2	11693
	+REGAL 2D RWD	136	7398	7258	2	8041	53	4854	12	8399	79	5732
	RIVIERA 2D	12	11531	11435	0	0	3	9163	0	0	4	6990
CADILLAC	DEVILLE 2D FWD	24	12473	12279	0	0	10	9501	1	2653	12	8698
	DEVILLE 4D FWD	65	9228	9112	2	9058	35	6692	5	9506	45	7237
	ELDORADO 2D	6	14375	14242	2	7619	0	0	0	0	2	7619
	SEVILLE 4D	5	11796	11546	1	19437	1	1979	1	18322	4	9987
CHEVROLET	CAMARO	377	9388	9274	10	4305	159	8060	56	9709	256	8373
	NOVA 4D	75	3274	3170	5	5767	52	2327	1	1439	62	2539
CHRYSLER	LASER 2D	20	7585	7457	0	0	8	3775	1	9484	12	5752
	LEBARON 2D	4	6183	6058	1	3875	1	7394	0	0	3	5861
	LEBARON 2D CONV	11	5123	4969	1	100	5	3092	0	0	8	2864
	LEBARON 4D	5	3379	3339	0	0	3	2777	0	0	4	2242
	LEBARON 4D (H BODY)	21	6131	6000	0	0	13	4633	0	0	16	5486
	LEBARON SW	1	8572	8522	0	0	1	8522	0	0	1	8522
	NEW YORKER 4D RWD	17	7672	7590	2	5734	5	7224	0	0	10	6001
DODGE	600 2D	2	8151	7901	0	0	1	7714	0	0	1	7714
	600 2D CONV.	6	2960	2893	0	0	5	3308	0	0	6	2893
	600 4D	2	4705	4605	0	0	2	4605	0	0	2	4605
	ARIES 2D	2	4468	4318	0	0	1	2360	0	0	1	2360
	ARIES 4D	12	5055	4955	1	5410	4	4356	0	0	8	4394
	ARIES SW	1	740	640	1	640	0	0	0	0	1	640
	DAYTONA 2D	23	7847	7695	2	3864	8	7669	2	9569	12	7352
	DIPLOMAT 4D	4	7826	7663	0	0	1	10979	0	0	3	8034
	LANCER 4D	15	5808	5672	1	7282	7	5028	0	0	10	5146
FORD	MUSTANG	89	7103	6987	4	4681	31	5448	3	7340	51	5602
	MUSTANG CONV	12	8332	8228	3	9854	4	1011	2	14937	10	7637
	THUNDERBIRD 2D	61	7821	7704	6	2349	26	7406	4	7923	40	6487
JAGUAR	XJ6	6	28301	27851	0	0	0	0	1	34792	2	25133
LINCOLN	CONTINENTAL 4D	5	16021	15881	0	0	2	17274	0	0	3	14651
	LINCOLN CONT. 4D	31	14705	14513	0	0	8	11125	2	13774	14	12051
	MARK VII 2D	6	11045	10895	1	1315	3	8928	0	0	5	9353
MAZDA	626 SEDAN	80	5455	5308	6	5242	43	4227	5	8742	69	4884
	+626/MX-6 2D	28	5137	5023	2	7222	15	4223	1	9006	24	4745

Table C 6. Avg. Loss Payments for Thefts of 1986 Model Year vehicles during calendar year 1988
(Expressed in 1988 dollars)

		---Paid Theft Claims with Recovery in 1988---										
Make	Series	-Paid Theft Claims-		No Damage		No Parts Removed		Parts Removed		All Recoveries		
		No.	Avg. Actual Value	Avg. Amt. Paid	No. Paid	Avg. Amt. Paid	No. Paid	Avg. Amt. Paid	No. Paid	Avg. Amt. Paid	No. Paid	Avg. Amt. Paid
MARKED ANCESTORS												
PASSENGER CARS												
MERCEDES BENZ	190 E 4D	5	18088	17968	0	0	1	14720	0	0	2	17938
	300 E 4D	3	23985	23768	1	7026	0	0	0	0	1	7026
	300 SDL 4D	1	40233	39233	0	0	0	0	0	0	0	0
	420 SEL 4D	1	45951	45451	0	0	0	0	0	0	0	0
	560 SEL 4D	2	48523	47898	0	0	0	0	0	0	0	0
	560 SL CONV	10	44695	44295	1	12160	2	47621	1	50148	6	42063
MERCURY	+CAPRI	7	5708	5565	0	0	3	6329	1	780	4	4942
	COUGAR 2D	39	9172	9022	2	5407	11	8812	1	9514	17	8421
MERKUR	XR4TI 2D	4	12075	11987	1	13137	1	12297	0	0	2	12717
MITSUBISHI	CORDIA 2D	5	5617	5287	0	0	3	3817	0	0	3	3817
	TREDIA 4D	11	4819	4614	1	168	4	5789	0	0	8	3720
OLDSMOBILE	98 4D FWD	48	7317	7166	2	12433	27	5369	5	9493	38	6430
	+CIERA 2D	19	5072	4959	1	3292	12	4398	1	1460	17	4389
	+CIERA 4D	89	5801	5677	4	3961	48	4422	4	6463	63	4677
	+CUTLASS 2D	201	6594	6465	9	5301	98	4870	15	9069	138	5381
	+CUTLASS 4D	40	7158	7001	0	0	19	5172	0	0	22	5122
	+CUTLASS SW	7	6961	6818	0	0	4	4963	0	0	5	5708
	DELTA-88 2D	14	6134	5941	0	0	5	3672	0	0	7	3156
	DELTA-88 4D	84	7142	7012	3	5983	44	5889	7	5775	65	5849
	TORONADO	5	13320	13040	0	0	1	14042	1	12404	2	13223
PLYMOUTH	CARAVELLE 4D	2	8196	8121	0	0	2	8121	0	0	2	8121
	RELIANT 2D	4	4145	4032	0	0	2	2344	1	6072	3	3587
	RELIANT 4D	5	5438	5378	1	6220	1	5882	0	0	3	4699
PONTIAC	BONNEVILLE 4D	13	4416	4255	0	0	8	2185	0	0	9	2038
	FIERO 2D	76	5433	5313	6	1689	34	5171	4	6444	56	4480
	FIREBIRD	224	8375	8251	6	11838	100	7098	23	8578	156	7464
	+GRAND PRIX	57	6081	5927	2	2797	26	4400	5	4952	38	4106
PORSCHE	911 COUPE	4	46021	45821	1	39675	0	0	1	56492	2	48084
	911 TARGA/CABRIOLET	5	43759	43369	0	0	1	10145	0	0	1	10145
	928 COUPE	1	48401	48151	0	0	0	0	0	0	0	0
SAAB	SAAB 900 2D	3	7811	7761	0	0	2	2570	0	0	2	2570
	SAAB 900 4D	2	6658	6308	0	0	1	1616	0	0	2	6308
SUBARU	HARDTOP/XT 2D	5	5211	5101	0	0	5	5101	0	0	5	5101
TOYOTA	CAMRY 4D	157	4554	4425	14	4658	102	3383	5	5478	133	3700
	CELICA	24	8434	8309	2	7448	7	6133	1	11982	11	6626
	COROLLA 2D	36	6615	6497	3	3906	17	5433	1	8650	25	5610
	COROLLA SEDAN	114	3870	3723	8	2775	76	3410	6	3619	99	3336
	MR2	70	8005	7845	4	8799	29	6453	15	9443	58	7338
VOLKSWAGEN	+CABRIOLET CONV.	14	7558	7408	1	5907	5	4697	1	3864	8	5508
	SCIROCCO	14	7376	7251	1	10590	4	7473	3	8446	9	8055
Subtotal:		2696	7768	7633	132	5966	1267	5680	205	9089	1872	6186

Table C 6. Avg. Loss Payments for Thefts of 1986 Model Year vehicles during calendar year 1988
(Expressed in 1988 dollars)

		---Paid Theft Claims with Recovery in 1988---										
		-Paid Theft Claims-			No		No Parts		Parts		All	
					Damage		Removed		Removed		Recoveries	
					Avg.		Avg.		Avg.		Avg.	
					Amt.		Amt.		Amt.		Amt.	
Make	Series	No.	Actual Value	Avg. Amt. Paid	No. Paid	Avg. Amt. Paid	No. Paid	Avg. Amt. Paid	No. Paid	Avg. Amt. Paid	No. Paid	Avg. Amt. Paid
ANTI-THEFT EXEMPT												
ANCESTORS												
PASSENGER CARS												
AUDI	5000 4D	20	10349	10229	2	10653	7	8866	0	0	14	9073
BMW	*735 I 4D	1	29791	29291	0	0	0	0	0	0	0	0
CHEVROLET	*CORVETTE	30	21419	21207	2	20518	5	20146	2	22501	10	20941
	*CORVETTE CONV	6	28320	28153	0	0	2	27758	0	0	2	27758
CHRY/PLYM/MITS	CONQUEST 2D	1	100	50	0	0	1	50	0	0	1	50
DATSUN/NISSAN	*240/260/280/300	20	11201	11054	1	14829	9	8881	0	0	11	9992
	*240/260/280/300 2+2	12	10993	10759	1	15349	3	9652	2	15013	7	10789
	*810/MAXIMA SEDAN	23	9411	9290	0	0	14	7679	0	0	14	7679
	*810/MAXIMA WAGON	1	1235	1235	0	0	1	1235	0	0	1	1235
DODGE/MITSUBISHI	CONQUEST 2D	2	11114	11064	0	0	1	10134	0	0	1	10134
MAZDA	RX-7 COUPE	32	9042	8892	2	2391	11	7308	2	6084	16	6093
MITSUBISHI	GALANT 4D	17	5505	5340	2	9303	9	2912	1	8387	13	4295
	STARION 2D	8	10943	10762	0	0	2	8628	1	10870	5	10047
OPEL/ISUZU	IMPULSE 2D	12	7561	7465	0	0	6	5994	0	0	8	6578
TOYOTA	*CELICA SUPRA	8	12522	12254	0	0	1	12308	2	12592	3	12497
	*CRESSIDA 4D	32	10296	10116	2	6190	16	7308	0	0	21	8369
	*CRESSIDA SW	2	10939	10589	0	0	1	6538	0	0	1	6538
	*SUPRA 2D	11	11617	11339	3	16445	4	6388	1	14067	9	10041
	Subtotal:	238	11705	11533	15	11841	93	8250	11	13246	137	9216
	Passenger Total:	4776	7299	7167	248	5295	2191	5424	327	8399	3245	5816
MPVS												
AMC/EAGLE	EAGLE 4D	1	9356	9156	0	0	0	0	0	0	0	0
	EAGLE SW	1	361	261	0	0	1	261	0	0	1	261
CHEVROLET TRUCK	10 PICKUP 1/2T	333	9249	9179	5	4090	40	6781	33	7616	87	7285
	10 PICKUP 1/2T 4X4	77	11537	11459	2	9038	8	8498	0	0	12	9428
	20 PICKUP 3/4T	23	9562	9490	0	0	3	7481	2	10047	7	8064
	20 PICKUP 3/4T 4X4	8	10316	10248	0	0	2	4945	0	0	4	7690
	30 CREW C P/U 1T	4	13621	13558	0	0	1	76	0	0	1	76
	30 CREW C P/U 1T 4X4	2	21603	21303	0	0	0	0	0	0	0	0
	30 PICKUP 1T	10	12587	12512	2	8026	2	7176	0	0	5	8892
	30 PICKUP 1T 4X4	3	14746	14680	0	0	0	0	0	0	0	0
	ASTRO CARGO VAN	6	7487	7337	0	0	4	7680	0	0	4	7680
	ASTRO VAN	7	6000	5893	1	535	3	7747	0	0	5	5858
	BLAZER 1/2T 4X4	38	11489	11399	2	7507	7	6558	4	13721	15	7685
	CHEVYVAN 1/2T	4	7872	7647	0	0	2	6664	0	0	3	7454
	CHEVYVAN 1T	1	8166	7666	0	0	1	6666	0	0	1	7666
	CHEVYVAN 3/4T	39	11551	11479	0	0	10	6419	8	12603	22	9755
	EL CAMINO	6	8536	8478	0	0	2	4667	2	11046	6	8478

Table C 6. Avg. Loss Payments for Thefts of 1986 Model Year vehicles during calendar year 1988
(Expressed in 1988 dollars)

		---Paid Theft Claims with Recovery in 1988---										
Make	Series	-Paid Theft Claims-			No Damage		No Parts Removed		Parts Removed		All Recoveries	
		No.	Avg. Actual Value	Avg. Amt. Paid	No.	Avg. Amt. Paid	No.	Avg. Amt. Paid	No.	Avg. Amt. Paid	No.	Avg. Amt. Paid
MPVS												
CHEVROLET TRUCK												
	S10 BLAZER	20	6491	6401	2	7369	10	4537	1	1451	16	5365
	S10 PICKUP	26	5823	5748	2	3540	11	4271	1	5634	16	4632
	SPORTVAN 3/4T	5	6817	6747	0	0	1	1623	1	15580	3	6236
	SUBURBAN 1/2T	32	12351	12278	1	14211	9	7530	5	13693	15	10030
	SUBURBAN 1/2T 4X4	6	11626	11551	0	0	2	3304	0	0	2	3304
	SUBURBAN 3/4T	6	12841	12791	0	0	0	0	3	10380	3	10380
	SUBURBAN 3/4T 4X4	1	17200	17150	0	0	0	0	0	0	0	0
	T10 BLAZER 4X4	48	8655	8545	2	402	17	6078	2	10466	25	6232
	T10 PICKUP 4X4	5	8340	8190	0	0	1	1629	1	10510	2	6070
DATSUN/NISSAN												
	KING CAB P/U 4X2	10	6573	6388	3	6037	5	6281	0	0	9	6047
	KING CAB P/U 4X4	9	9008	8886	0	0	1	61	2	10065	3	6730
	P/U KING C 4X2	3	6984	6918	0	0	1	6580	1	7644	2	7112
	P/U KING C 4X4	7	8407	8307	0	0	3	7284	0	0	3	7284
	P/U KING X 4X4	9	9950	9750	1	1111	3	11659	0	0	4	9022
	P/U LONG 4X2	5	7548	7488	0	0	2	7786	0	0	2	7786
	P/U LONG 4X4	2	6711	6636	0	0	1	3621	0	0	1	3621
	P/U SHORT 4X2	22	5283	5199	2	2792	5	6388	2	5539	10	4890
	P/U SHORT 4X4	2	9602	9552	0	0	1	8111	0	0	1	8111
	PICKUP LONG 4X2	1	6624	6574	0	0	1	6574	0	0	1	6574
	PICKUP SHORT 4X2	27	4787	4655	7	3243	6	4184	8	5729	22	4519
DODGE TRUCK												
	AD150 UTILITY	3	10960	10877	0	0	0	0	0	0	0	0
	AW150 UTILITY	4	12412	12337	0	0	0	0	0	0	0	0
	B150 VAN TRK/INC	3	5525	5325	0	0	1	1306	0	0	1	1306
	B250 VAN TRK/INC	4	11498	11248	0	0	1	13552	1	7474	2	10513
	B350 VAN TRK/INC	4	7601	7301	0	0	3	6414	0	0	3	6414
	CARAVAN WAGON	11	8612	8530	1	10262	3	1663	0	0	5	5368
	D100/D150 PICKUP	7	7895	7823	0	0	2	8535	0	0	2	8535
	D250 PICKUP	2	8921	8796	0	0	1	8910	0	0	1	8910
	RAM50/D50 P/U SH 4X2	15	5008	4941	1	3277	5	4229	1	6922	9	4472
	RAM50/D50 P/U SH 4X4	5	6443	6333	1	2891	3	7013	0	0	4	5983
	W100/W150 PICKUP	1	9931	9681	0	0	0	0	0	0	0	0
DODGE/MITSUBISHI												
	COLT VISTA SW	4	8168	8006	0	0	1	8696	0	0	1	8696
	COLT VISTA SW 4WD	1	314	264	0	0	1	264	0	0	1	264
FORD TRUCK												
	AEROSTAR CARGO VAN	3	10449	10216	0	0	2	11347	0	0	2	11347
	AEROSTAR VAN	9	8515	8432	0	0	4	6967	0	0	5	6625
	BRONCO	18	10443	10321	2	2054	5	7124	0	0	8	5603
	BRONCO II 4X4	29	10495	10395	0	0	6	7765	0	0	9	7775
	E150 ECONO CARGO VAN	17	10803	10726	1	700	3	5271	2	8996	7	5148
	E250 ECONO CARGO VAN	2	8456	8206	0	0	2	8206	0	0	2	8206
	E350 ECONO CARGO VAN	1	10437	10387	1	10387	0	0	0	0	1	10387
	F150 PICKUP 4X2	39	7945	7863	1	9341	9	7025	2	246	13	6477
	F150 PICKUP 4X4	26	11019	10967	1	10565	2	7596	0	0	4	9333
	F150 SUPER P/U 4X2	32	9646	9567	1	11627	5	8361	4	600	12	6776
	F150 SUPER P/U 4X4	2	13955	13930	0	0	0	0	0	0	1	11161
	F250 PICKUP 4X2	10	6069	5944	1	66	2	303	0	0	3	224

Table C 6. Avg. Loss Payments for Thefts of 1986 Model Year vehicles during calendar year 1988
(Expressed in 1988 dollars)

---Paid Theft Claims with Recovery in 1988---

Make	Series	-Paid Theft Claims-		No Damage		No Parts Removed		Parts Removed		All Recoveries		
		No.	Avg. Actual Value	Avg. Amt. Paid	No.	Avg. Amt. Paid	No.	Avg. Amt. Paid	No.	Avg. Amt. Paid	No.	Avg. Amt. Paid
MEVS												
FORD TRUCK												
	F250 PICKUP 4X4	11	9663	9572	0	0	3	7970	1	13445	5	7535
	F250 SUPER P/U 4X2	6	14001	13959	0	0	1	12382	0	0	1	12382
	F250 SUPER P/U 4X4	1	17105	17005	0	0	0	0	0	0	0	0
	F350 CHASSIS C 4X2	1	11994	11994	0	0	0	0	0	0	0	0
	F350 CREW C P/U 4X2	2	19574	19199	0	0	0	0	0	0	1	17744
	F350 PICKUP 4X4	1	17031	16931	0	0	1	16931	0	0	1	16931
	RANGER PICKUP 4X2	16	5840	5746	2	3765	3	6579	1	6854	7	5251
	RANGER PICKUP 4X4	5	7262	7162	0	0	1	8513	0	0	2	4303
	RANGER SUPER P/U 4X2	11	8849	8699	0	0	2	7230	0	0	2	7230
	RANGER SUPER P/U 4X4	2	9087	9012	0	0	0	0	0	0	0	0
GMC TRUCK												
	1500 PICKUP 1/2T	71	8619	8554	1	5309	12	4130	8	8421	24	6064
	1500 PICKUP 1/2T 4X4	17	12500	12433	0	0	3	11604	1	11745	4	11639
	2500 CREW C P/U 3/4T	1	12800	12800	0	0	0	0	0	0	0	0
	2500 PICKUP 3/4T	1	3829	3779	0	0	1	3779	0	0	1	3779
	2500 PICKUP 3/4T 4X4	4	12986	12924	0	0	0	0	0	0	0	0
	3500 CREW C P/U 1T	1	18740	18640	0	0	0	0	0	0	0	0
	3500 PICKUP 1T	3	12773	12723	0	0	0	0	0	0	0	0
	CABALLERO	2	6241	6216	0	0	2	6216	0	0	2	6216
	JIMMY 1/2T 4X4	3	8356	8156	0	0	1	5	0	0	1	5
	S15 JIMMY	7	4306	4220	0	0	4	1592	1	2017	5	1677
	S15 PICKUP	4	4454	4366	0	0	3	2552	0	0	3	2552
	SAFARI CARGO VAN	1	9885	9735	0	0	0	0	0	0	0	0
	SAFARI VAN	1	10967	10867	0	0	0	0	0	0	1	10867
	SUBURBAN 1/2T	9	12902	12863	0	0	2	7913	3	14649	5	11955
	SUBURBAN 1/2T 4X4	2	8838	8563	0	0	2	8563	0	0	2	8563
	SUBURBAN 3/4T	1	15943	15943	0	0	0	0	0	0	0	0
	T15 JIMMY 4X4	12	9658	9542	1	13021	7	8583	2	11276	10	9565
	T15 PICKUP 4X4	3	10534	10468	0	0	0	0	0	0	0	0
	VANDURA 1T	2	9255	9155	0	0	0	0	0	0	0	0
	VANDURA 3/4T	8	4626	4545	0	0	4	5098	1	94	7	4113
JEEP												
	CHEROKEE 4X2	8	3952	3871	0	0	6	4532	0	0	7	4350
	CHEROKEE 4X4	55	6701	6574	5	6671	30	4257	3	6360	40	4912
	CJ-7 ROADSTER	17	8269	8072	1	3334	6	6656	0	0	7	6181
	COMANCHE 4X2 LONG	2	5168	4893	0	0	1	2932	0	0	1	2932
	COMANCHE 4X4 LONG	5	6428	6358	0	0	3	5933	1	12230	4	7507
	WAGONEER	3	8807	8740	0	0	2	6082	0	0	2	6082
	WAGONEER/G. WAGONEER	4	11826	11576	1	8105	2	9412	0	0	3	8976
MAZDA												
	B SER. LONG P/U 4X2	19	5076	4953	3	5049	6	4630	1	5421	14	5068
	B SER. STD P/U 4X2	44	4783	4667	4	2010	19	3890	5	7361	31	4124
	B2000 CAB PLUS P/U	11	4534	4457	3	3877	3	6402	2	3260	9	4430
MITSUBISHI												
	MONTERO 4X4	3	10095	9928	1	10226	0	0	0	0	1	10226
	PICKUP STD 4X2	2	6505	6405	0	0	1	7439	0	0	2	6405
	PICKUP STD 4X4	2	4613	4563	0	0	0	0	1	8887	2	4563

Table C 6. Avg. Loss Payments for Thefts of 1986 Model Year vehicles during calendar year 1988
(Expressed in 1988 dollars)

		---Paid Theft Claims with Recovery in 1988---										
Make	Series	-Paid Theft Claims-			No Damage		No Parts Removed		Parts Removed		All Recoveries	
		No.	Avg. Actual Value	Avg. Amt. Paid	No. Paid	Avg. Amt. Paid	No. Paid	Avg. Amt. Paid	No. Paid	Avg. Amt. Paid	No. Paid	Avg. Amt. Paid
MPVS												
OPEL/ISUZU	P/U LN 1/2T 4X2	2	5403	5328	0	0	0	0	0	0	0	0
	P/U SH 1/2T 4X2	4	4099	3974	0	0	2	2416	0	0	3	3118
	P/U SH 1/2T 4X4	3	8452	8335	0	0	0	0	1	9803	1	9803
	TROOPER II 4X4	2	1344	1294	0	0	2	1294	0	0	2	1294
	TROOPER VAN 4X4	10	6887	6732	2	4120	3	4939	0	0	6	5100
PLYMOUTH TRUCK	VOYAGER WAGON	8	7006	6881	0	0	3	3999	1	2452	4	3612
SUBARU	BRAT 4X4	2	6285	6060	0	0	1	6976	0	0	1	6976
	DL/GL 2D	1	8405	7905	0	0	0	0	0	0	0	0
	DL/GL 4D SEDAN	10	6609	6544	0	0	5	5315	0	0	5	5315
	DL/GL SW	4	7005	6855	0	0	1	5655	0	0	3	5790
	DL/GL SW 4WD	1	2728	2528	0	0	1	2528	0	0	1	2528
	GL 2D 4WD	1	10028	9528	0	0	0	0	0	0	0	0
	GL 4D 4WD	2	7396	7196	1	3929	0	0	0	0	1	3929
	HARDTOP/XT 2D 4WD	2	7914	7789	0	0	2	7789	0	0	2	7789
	SUZUKI	SAMURAI 4X4	22	5113	5011	3	3221	6	2847	2	8063	13
	SAMURAI VAN 4X4	2	7820	7570	0	0	0	0	1	7545	1	7545
TOYOTA	4RUNNER PICKUP	42	7315	7232	2	8577	18	3916	6	8188	29	5167
	4RUNNER WAGON	21	12366	12204	0	0	6	10417	3	14913	10	10724
	CARGO VAN 4X2	22	6537	6442	2	596	10	4224	0	0	14	4516
	CHASSIS CAB	1	3214	3214	1	3214	0	0	0	0	1	3214
	P/U SH 1/2T 4X4	10	9782	9697	0	0	3	9979	1	8705	4	9661
	P/U X CAB 1/2T 4X4	57	8742	8592	6	7076	13	6813	6	10617	31	7715
	P/U X CAB LN 1/2T	17	5669	5566	4	3487	8	5951	1	3200	13	4981
	P/U XTRA CAB 1/2T	7	6085	6028	0	0	2	1747	1	7659	4	3591
	PICKUP LN 1/2T 4X4	15	6193	6023	5	3959	4	2953	2	11053	13	5638
	PICKUP LONG 1/2T	25	4967	4853	2	4432	5	3380	5	6744	16	3907
	PICKUP LONG 1T	2	6183	6083	1	2893	0	0	0	0	1	2893
	PICKUP SH 1/2T 4X4	53	7403	7293	8	5114	16	5875	7	7981	32	6270
	PICKUP SHORT 1/2T	65	4932	4823	7	3670	25	4412	9	6232	47	4487
	VAN 4X2	29	8925	8804	5	6736	4	6561	3	5743	14	6178
	Subtotal:	1887	8476	8379	114	4956	499	5753	166	8421	888	6236
	Totals:	6663	7633	7510	362	5188	2690	5486	493	8407	4133	5906

+ Series subject to the Theft Prevention Standard in 1988 only.

* Series also had passive anti-theft device in 1985-1986.

Table C 7. Avg. Loss Payments for Thefts of 1983 Model Year vehicles during calendar year 1983
(Expressed in 1988 dollars)

		---Paid Theft Claims with Recovery in 1983---					
		-Paid Theft Claims-		No	No Parts	Parts	All
				Damage	Removed	Removed	Recoveries
				Avg.	Avg.	Avg.	Avg.
		Actual Amt.		Amt.	Amt.	Amt.	Amt.
Make	Series	No.	Value	Paid	No. Paid	No. Paid	No. Paid
-----		---	-----	-----	-----	-----	-----
UNMARKED ANCESTORS							
PASSENGER CARS							

AMC/EAGLE	CONCORD 4D	2	5896	5867		1 1258	1 1258
BUICK	CENTURY 4D	2	13153	13036			0
	SKYHAWK 2D	3	10760	10741		1 11410	2 11047
	SKYLARK 2D	1	10497	10438			0
	SKYLARK 4D	3	5228	5015	1 17	1 2918	2 1467
CADILLAC	BROUGHAM 2D	6	11803	11706			1 22835
	BROUGHAM 4D	14	17949	17796	3 17884		3 17884
	CIMARRON 4D	3	14749	14575			0
CHEVROLET	CAPRICE 4D	28	10573	10473		4 5277	2 5940
	CAPRICE SW	7	12031	11907	2 7254		2 7254
	CAVALIER 2D	10	7825	7762	1 9910	1 9379	1 919
	CAVALIER 4D	1	3360	3360	1 3360		1 3360
	CELEBRITY 2D	1	13469	13469			0
	CELEBRITY 4D	3	8522	8425			0
	CHEVETTE 2D	7	5207	5141			0
	CHEVETTE 4D	3	8457	8437			0
	CITATION 4D	1	2086	2086			0
	IMPALA 4D	5	7349	7267		1 86	1 1449
	MALIBU 4D	7	8745	8654			1 12956
	MALIBU SW	1	13763	13705			0
	MONTE CARLO 2D	34	10194	10127		4 4114	1 1894
CHRY/PLYM/MITS	SAPPORO 2D	2	10324	10324			0
CHRYSLER	CORDOBA	3	4702	4702			0
	E CLASS 4D	1	8689	8456	1 8456		1 8456
	NEW YORKER 4D (E BO	2	9669	9349			0
DATSUN/NISSAN	200SX	2	6059	6030			0
	PULSAR 2D	2	5010	4951		1 390	1 390
	PULSAR 4D	1	8053	7763			0
	SENTRA 2D	6	5831	5696	1 5674	3 3479	4 4027
	SENTRA 4D	3	8650	8379		1 9026	1 9026
	STANZA 2D	1	10473	9892			0
DODGE	400 2D CONV	1	5294	5177			0
	400 4D	3	11135	11096		1 11742	1 11742
	MIRADA 2D	1	13846	13846			1 13846
	OMNI 4D	2	7151	7122			1 6925
	OMNI/CHARGER 2D	5	8210	8094			0
	SHELBY CHARGER 2D	1	11507	11507			0
DODGE/MITSUBISHI	CHALLENGER	5	10149	10009			0
	COLT 2D	1	6321	6321			0
	COLT 4D	1	7112	7112			0
FORD	ESCORT 2D	7	6278	6237	1 310	1 7796	2 4053
	ESCORT 4D	2	1510	1365			0
	ESCORT SW	1	7365	7365			0
	EXP 2D	2	9296	9238		1 10508	1 10508
	FAIRMONT FUTURA 2D	2	9385	9385			0

Table C 7. Avg. Loss Payments for Thefts of 1983 Model Year vehicles during calendar year 1983
(Expressed in 1988 dollars)

		---Paid Theft Claims with Recovery in 1983---						
Make	Series	-Paid Theft Claims-		No	No Parts	Parts	All	
		No.	Avg. Actual Value	Damaged	Removed	Removed	Recoveries	
			Avg. Amt. Paid	Avg. Amt. Paid	Avg. Amt. Paid	Avg. Amt. Paid	Avg. Amt. Paid	
-----		-----	-----	-----	-----	-----	-----	
UNMARKED ANCESTORS								
PASSENGER CARS								
FORD								
	FAIRMONT FUTURA 4D	1	10999	10999			1 10999	
	FORD LTD 2D	3	15020	14981		1 13113	1 13113	
	FORD LTD 4D	2	13687	13658			0	
	FORD LTD SW	1	17463	17347			0	
	LTD 4D	2	5554	5525		1 6827	1 6827	
GM OF CANADA	PARISIENNE 4D	1	13924	13866			0	
HONDA	ACCORD 2D	2	11213	11097			0	
	ACCORD 4D	10	8660	8509	2 288		2 288	
	ACCORD LX 2D	5	8502	8409	1 5399	2 10788	3 8992	
	CIVIC CVCC 3D	7	6716	6641		1 7358	2 6371	
	CIVIC CVCC 4D	3	8317	8279		1 5383	0	
	PRELUDE	2	7067	7038	1 121		1 121	
MERCURY	LN7 2D	1	4143	4143			0	
	LYNX 2D	2	8114	8114			0	
	LYNX 4D	1	10033	10033			0	
	MARQUIS/GRAND MARQU	1	12858	12625			0	
	MARQUIS/GRAND MARQU	3	15540	15521			0	
OLDSMOBILE	CUST. CRUISER SW	5	10004	9899		1 3507	1 3507	
	FIRENZA 4D	1	10357	10357			0	
	OMEGA 4D	1	4105	4105			0	
OPEL/ISUZU	I-MARK 4D RWD	1	5888	5830			0	
PLYMOUTH	HORIZON 4D	2	7896	7809			0	
PONTIAC	6000 4D	2	7455	7455	1 11526		1 11526	
	J2000/2000 2D	1	443	326	1 326		1 326	
	PHOENIX 2D	1	12177	12119			0	
	T1000/1000 2D	2	3550	3550			0	
PORSCHE	944 COUPE	2	25818	25760			0	
RENAULT/EAGLE	ALLIANCE 2D	2	8635	8606			0	
	ALLIANCE 4D	5	7022	6964		2 8523	2 8523	
	FUEGO 2D	2	13615	13557			0	
SUBARU	HATCHBACK	1	1500	1442			0	
TOYOTA	COROLLA TERCEL 2D	8	7524	7430	4 6614	1 7854	5 6862	
	COROLLA TERCEL 4D	1	6950	6892			0	
VOLKSWAGEN	JETTA SEDAN	1	10775	10659			0	
VOLVO	240 SW	1	1387	1271	1 1271		1 1271	
Subtotal:		285	9516	9429	22 6435	27 6600	15 7424	64 6736
MARKED ANCESTORS								
PASSENGER CARS								

AUDI	QUATTRO 2D 4WD	1	12497	12265			0	

Table C 7. Avg. Loss Payments for Thefts of 1983 Model Year vehicles during calendar year 1983
(Expressed in 1988 dollars)

		---Paid Theft Claims with Recovery in 1983---						
Make	Series	-Paid Theft Claims-			No	No Parts	Parts	All
		No.	Avg. Value	Avg. Amt. Paid	Damage	Removed	Removed	Recoveries
					Avg. Amt. Paid	Avg. Amt. Paid	Avg. Amt. Paid	Avg. Amt. Paid
MARKED ANCESTORS								
PASSENGER CARS								
BMW	320 I 2D	13	10805	10693	1 2102		2 14239	3 10193
	528 E 4D	4	15908	15734	2 16763			2 16763
	533 I 4D	2	21070	21041				0
BUICK	ELECTRA 2D RWD	12	16014	15951	1 16738		1 9460	2 13099
	ELECTRA 4D RWD	35	12022	11939	3 12112	3 8160	6 8497	12 9316
	ELECTRA SW RWD	4	6111	6053			3 2452	3 2452
	LESABRE 2D	11	11245	11144	1 2749	2 15358	1 859	4 8581
	LESABRE 4D	18	9274	9168	1 128	2 7763	2 6630	5 5783
	LESABRE SW	1	2689	2689				0
	+REGAL 2D RWD	59	10486	10428	2 7431	3 6580	11 5951	17 6613
	+REGAL 4D	16	11013	10918	1 1218		1 10059	2 5638
	+REGAL SW	1	3301	3301			1 3301	1 3301
	RIVIERA 2D	32	14453	14368	1 21923		5 3337	6 6435
CADILLAC	DEVILLE 2D RWD	38	14233	14081	1 5612	2 13433	6 14245	9 13106
	DEVILLE 4D RWD	30	14969	14859	1 8943	3 11437	1 20101	5 12671
	ELDORADO 2D	69	17399	17288	8 13803	8 11026	6 8796	22 11427
	SEVILLE 4D	14	19737	19596	1 11377		2 4636	3 6883
CHEVROLET	CAMARO	75	13079	13010	4 12927	3 9235	3 11195	10 11300
CHRYSLER	LEBARON 2D	2	1739	1623	1 1623		1 1623	2 1623
	LEBARON 2D CONV	1	14254	14254				0
	LEBARON 4D	2	7540	7482				0
	LEBARON SW	3	9864	9787		1 11547		1 11547
	NEW YORKER 4D RWD	15	11082	11024	2 1204	2 16767		4 8986
DODGE	600 4D	1	14123	14007				0
	ARIES 2D	2	11312	11283				0
	ARIES SW	2	7724	7608				0
FORD	MUSTANG	17	10168	10076		2 763	1 14882	3 5469
	MUSTANG CONV	2	17422	17306				0
	THUNDERBIRD 2D	13	11469	11442	1 235	1 14015		2 7125
LINCOLN	LINCOLN CONT. 4D	1	19339	19222				0
	MARK VI 2D	3	25589	25337				1 25317
	MARK VI 4D	1	22401	22343	1 22343			1 22343
MAZDA	626 SEDAN	1	14416	14299				0
	+626/MX-5 2D	2	5206	5148	1 6			1 6
	+GLC 2D	1	904	672	1 672			1 672
	+GLC SEDAN	3	6998	6882			1 9069	1 9069
	+GLC WAGON	1	8800	8800				0
MERCEDES BENZ	240 D 4D	2	25557	25557				0
	300 D 4D	3	30724	30530	1 12597			1 12597
	300 SD 4D	4	27084	27012				0
	300 TD SW	1	37638	37348				0
	+380 SEL 4D	1	57003	56886				0
	+380 SL CONV	1	48906	48616				0

Table C 7. Avg. Loss Payments for Thefts of 1983 Model Year vehicles during calendar year 1983
 (Expressed in 1988 dollars)

---Paid Theft Claims with Recovery in 1983---

Make	Series	-Paid Theft Claims-			No Damage		No Parts Removed		Parts Removed		All Recoveries	
		No.	Avg. Actual Value	Avg. Amt. Paid	No.	Avg. Amt. Paid	No.	Avg. Amt. Paid	No.	Avg. Amt. Paid	No.	Avg. Amt. Paid
MARKED ANCESTORS PASSENGER CARS												
MERCURY	+CAPRI	1	1473	1415	1	1415					1	1415
	COUGAR 2D	2	6978	6949								0
MITSUBISHI	TREDIA 4D	1	10663	10547					1	10547	1	10547
OLDSMOBILE	98 2D RWD	3	17835	17758					1	17787	1	17787
	98 4D RWD	47	12801	12720	1	2161	1	4655	7	11898	9	10011
	+CIERA 2D	1	10108	10050								0
	+CIERA 4D	15	9329	9263			3	4190	1	9890	4	5615
	+CUTLASS 2D	95	11197	11130	2	2642	6	11168	17	11322	25	10591
	+CUTLASS 4D	16	10440	10331			2	9114	2	7458	4	8286
	+CUTLASS SW	2	13186	13070								0
	DELTA-88 2D	11	10331	10289			1	13643	2	9634	3	10970
	DELTA-88 4D	25	10075	10001	1	739	2	3881	6	8985	9	6934
	TORONADO	25	15656	15598			1	21862	2	19012	3	19962
PLYMOUTH	GRAN FURY 4D	1	7749	7516								0
	RELIANT 2D	1	10709	10593								0
	RELIANT 4D	1	249	16								0
PONTIAC	BONNEVILLE 4D	10	10075	10046	3	7477			1	12920	4	8838
	FIREBIRD	35	13991	13888	2	14379	3	10104	1	11516	6	11764
	+GRAND PRIX	43	11241	11183			2	2906	6	11890	8	9644
PORSCHE	911 COUPE	2	50456	50340								0
	911 TARGA/CABRIOLET	1	38731	38614								0
SAAB	SAAB 900 2D	1	1477	1477								0
	SAAB 900 4D	3	8248	8015	1	3422	1	17245	1	3379	3	8015
TOYOTA	CAMRY 4D	1	13194	13194								0
	CELICA	20	12029	11930	1	9136	2	14241	2	7242	5	10420
	COROLLA 2D	14	9259	9118	2	5582			1	10716	3	7294
	COROLLA SEDAN	9	7260	7125	3	3020					3	3020
	COROLLA SW	1	10459	10401								0
	+STARLET LIFTBACK	2	5410	5410								0
VOLKSWAGEN	+RABBIT 2D	12	8589	8482					1	5747	1	5747
Subtotal:		921	12792	12705	53	8511	56	9924	106	9461	217	9435
ANTI-THEFT EXEMPT ANCESTORS PASSENGER CARS												
AUDI	5000 4D	6	17847	17596								0
BMW	*733 I 4D	7	21644	21520			1	8448	1	47488	2	27968
DAISUN/NISSAN	*240/260/280/300	23	15020	14941	1	21719	5	8884	2	20381	8	13363
	*240/260/280/300 2+2	4	21454	21294				1	24001		1	24001
	*810/MAXIMA SEDAN	14	12345	12220	2	7910	3	9572			5	8908
MAZDA	RX-7 COUPE	37	13639	13567	1	1659	3	10970	1	14638	5	9841

Table C 7. Avg. Loss Payments for Thefts of 1983 Model Year vehicles during calendar year 1983
(Expressed in 1988 dollars)

		---Paid Theft Claims with Recovery in 1983---										
Make	Series	-Paid Theft Claims-			No Damage		No Parts Removed		Parts Removed		All Recoveries	
		No.	Avg. Actual Value	Avg. Amt. Paid	No. Paid	Avg. Amt. Paid	No. Paid	Avg. Amt. Paid	No. Paid	Avg. Amt. Paid	No. Paid	Avg. Amt. Paid
ANTI-THEFT EXEMPT ANCESTORS PASSENGER CARS												
MITSUBISHI	STARION 2D	1	13947	13831							0	
TOYOTA	*CELICA SUPRA	18	15224	15173	4	13798					4 13798	
	*CRESSIDA 4D	14	9320	9246	4	3263	1	1788	1	2926	6 2961	
	Subtotal:	124	14402	14310	12	8954	14	10020	5	21163	31 11405	
	Passenger Total:	1330	12240	12152	87	8047	97	9012	126	9682	312 9077	
MPVS												
AMC/EAGLE	EAGLE 4D	1	11102	11102							0	
	EAGLE 50 LIFTBACK	3	8498	8478							0	
	EAGLE SW	1	1058	942	1	942					1 942	
CHEVROLET TRUCK	10 PICKUP 1/2T	74	12815	12776	1	12693	1	12798	4	9439	6 10541	
	10 PICKUP 1/2T 4X4	21	14386	14350							0	
	20 PICKUP 3/4T	6	13475	13466							0	
	20 PICKUP 3/4T 4X4	10	14706	14700							0	
	30 CREW C P/U 1T	1	20596	20596							0	
	30 PICKUP 1T	3	16127	16127							0	
	30 PICKUP 1T 4X4	2	19391	19304							1 17665	
	BLAZER 1/2T 4X4	11	17204	17135					1	18344	1 18344	
	CHEVYVAN 1/2T	1	9797	9565							0	
	CHEVYVAN 3/4T	6	19247	19228							1 18086	
	EL CAMINO	2	10294	10294							1 8970	
	S10 PICKUP	10	9461	9438	1	8958			2	4985	3 6309	
	SPORTVAN 3/4T	1	12217	12217							0	
	SUBURBAN 1/2T	3	16287	16248							0	
	T10 BLAZER 4X4	1	5773	5715							0	
	T10 PICKUP 4X4	3	11357	11299							0	
DATSUN/NISSAN	CHASSIS CAB	1	10201	10143							0	
	KING CAB P/U 4X2	1	3629	3512	1	3512					1 3512	
	KING CAB P/U 4X4	3	11875	11856							0	
	PICKUP SHORT 4X2	2	7517	7488							0	
DODGE TRUCK	AD150 UTILITY	1	14005	13889							0	
	AW150 UTILITY	1	18913	18913							0	
	B150 VAN TRK/INC	4	15221	15105					1	19378	1 19378	
	B250 VAN TRK/INC	8	18807	18720					2	15621	2 15621	
	D100/D150 PICKUP	7	10827	10802	1	12330					1 12330	
	RAM50/D50 P/U SH 4X	1	8179	8062							0	
FORD TRUCK	BRONCO	10	16386	16328							0	
	E100 ECONO CARGO VA	3	10313	10236							0	
	E150 ECONO CARGO VA	13	19023	18929	1	20176			1	18668	2 19422	
	E250 ECONO CLUB WGN	1	10939	10649							0	
	E350 ECONO CARGO VA	1	24298	23717							0	

Table C.7. Avg. Loss Payments for Thefts of 1983 Model Year vehicles during calendar year 1983
(Expressed in 1988 dollars)

		---Paid Theft Claims with Recovery in 1983---						
Make	Series	-Paid Theft Claims-			No	No Parts	Parts	All
		No.	Avg. Actual Value	Avg. Amt. Paid	Damage	Removed	Removed	Recoveries
					Avg. Amt. Paid	Avg. No. Paid	Avg. Amt. Paid	Avg. No. Paid
MPVS								
FORD TRUCK								
	F100 PICKUP 4X2	9	7359	7320		1 10760		1 10760
	F150 PICKUP 4X2	8	12484	12426		1 12746	1 16071	2 14409
	F150 PICKUP 4X4	12	13966	13932				0
	F150 SUPER P/U 4X2	6	15473	15377				0
	F250 PICKUP 4X2	6	13620	13591		1 11894		1 11894
	F250 PICKUP 4X4	2	15155	15126				0
	F350 CHASSIS C 4X2	1	14575	14517				0
	RANGER PICKUP 4X2	14	6785	6747		2 8541	2 404	4 4472
	RANGER PICKUP 4X4	5	13325	13313				0
GMC TRUCK	1500 PICKUP 1/2T	21	11213	11133			3 8146	5 9725
	1500 PICKUP 1/2T 4X	5	14571	14571				0
	2500 PICKUP 3/4T	4	15463	15434				0
	2500 PICKUP 3/4T 4X	1	13865	13865				0
	3500 CREW C P/U 1T	1	23340	23340				0
	JIMMY 1/2T 4X4	3	17142	17123				0
	RALLY WAGON 3/4T	1	7442	7326				0
	S15 PICKUP	1	9087	9029				0
	SUBURBAN 1/2T	1	17297	17297				0
	VANDURA 1/2T	1	9525	9409		1 9409		1 9409
	VANDURA 3/4T	5	17744	17686		1 9870		1 9870
JEEP	CJ-7 ROADSTER	21	11676	11574			1 14345	1 14345
	DJ5/CJ5 ROADSTER	1	10031	9914				0
	SCRAMBLER	1	11413	11413				0
	WAGONEER/G. WAGONEE	5	17621	17551				0
MAZDA	B SER. LONG P/U 4X2	1	4993	4876				0
	B SER. STD P/U 4X2	3	6365	6249			1 2723	1 2723
SUBARU	DL/GL 4D SEDAN	3	7405	7328				0
	DL/GL SW 4WD	3	7260	7221	1 3423			1 3423
TOYOTA	PICKUP LN 1/2T 4X4	5	9453	9395	1 401		1 12012	2 6206
	PICKUP LONG 1/2T	4	7384	7311	2 4680			2 4680
	PICKUP SH 1/2T 4X4	11	11601	11537		1 192	1 12670	2 6431
	PICKUP SHORT 1/2T	2	5224	5195				0
Subtotal:		384	12937	12884	10 7179	9 9417	21 10401	45 9864
Totals:		1714	12396	12316	97 7958	106 9047	147 9786	357 9176

+ Series subject to the Theft Prevention Standard in 1988 only.

* Series also had passive anti-theft device in 1985-1986.

Table C 8. Avg. Loss Payments for Thefts of 1984 Model Year vehicles during calendar year 1984
(Expressed in 1988 dollars)

		---Paid Theft Claims with Recovery in 1984---					
		-Paid Theft Claims-		No	No Parts	Parts	All
				Damage	Removed	Removed	Recoveries
				Avg.	Avg.	Avg.	Avg.
				Amt.	Amt.	Amt.	Amt.
Make	Series	No.	Value	Actual	Paid	No. Paid	No. Paid
				Avg.	Avg.	Avg.	Avg.
				Amt.	Amt.	Amt.	Amt.
UNMARKED ANCESTORS							
PASSENGER CARS							

UNMARKED ANCESTORS							
PASSENGER CARS							
AUDI	4000 4D	3	3793	3699	1	146	2 2896
BUICK	CENTURY 2D	1	11832	11776			1 11776
	CENTURY 4D	12	10140	10064			4 6319
	SKYHAWK 2D	5	6783	6636			1 388
	SKYHAWK 4D	4	10685	10643		1 8513	2 9397
	SKYHAWK SW	1	12785	12672			1 12672
	SKYLARK 4D	6	5971	5924	1	920	1 8735
CADILLAC	BROUGHAM 2D	8	23322	23195			3 20786
	BROUGHAM 4D	13	15350	15281	3	4698	6 9388
	CIMARRON 4D	4	14183	14098	1	16895	1 16895
CHEVROLET	CAPRICE 2D	2	14156	14072		1 13623	2 14072
	CAPRICE 4D	29	10068	9969	2	6997	4 9364
	CAPRICE SW	3	10951	10838			6 9275
	CAVALIER 2D	8	7250	7222			1 1484
	CAVALIER 4D	8	9472	9444			4 5586
	CAVALIER SW	2	6036	5866			3 9728
	CELEBRITY 2D	3	8931	8893			1 1354
	CELEBRITY 4D	11	8059	8002		1 6232	0 0
	CELEBRITY SW	1	3240	2676			1 11347
	CHEVETTE 2D	9	6134	6028		2 1380	5 5018
	CHEVETTE 4D	7	5590	5542			1 2676
	CITATION 4D	1	9616	9559			3 4212
	IMPALA 4D	2	6190	6162	1	4699	4 4643
	MONTE CARLO 2D	75	11277	11209	2	2497	1 9559
CHRYSLER	E CLASS 4D	1	13487	13374			1 9559
	NEW YORKER 4D (E BOD)	4	15218	15134			1 9559
DATSUN/NISSAN	200SX	4	10916	10831			1 9559
	PULSAR 2D	5	10995	10837			1 9559
	SENTRA 2D	12	6114	6016	1	3384	1 9559
	SENTRA 4D	3	7924	7774	1	5006	1 9559
	SENTRA SW	2	6475	6447			1 9559
	STANZA 4D	1	12843	12786		1 12786	1 12786
DODGE	OMNI 4D	5	6331	6297			1 12786
	OMNI/CHARGER 2D	7	8608	8487			1 9768
	SHELBY CHARGER 2D	1	10081	10081			3 6740
DODGE/MITSUBISHI	COLT 2D	1	16	16	1	16	0 0
FORD	ESCORT 2D	12	6506	6440		1 8111	1 7236
	ESCORT 4D	4	4643	4559	2	2936	1 9075
	ESCORT SW	3	8278	8240			3 4982
	EXP 2D	3	8227	8227			1 8363
	FORD LTD 4D	8	14430	14366			1 6833
	FORD LTD SW	1	14348	14291			2 15328
							0 0

Table C 8. Avg. Loss Payments for Thefts of 1984 Model Year vehicles during calendar year 1984
(Expressed in 1988 dollars)

---Paid Theft Claims with Recovery in 1984---

Make	Series	-Paid Theft Claims-			No		Parts		All			
		No.	Avg. Actual Value	Avg. Amt. Paid	Damage	Avg. Amt. Paid	Removed	Avg. Amt. Paid	Recoveries	Avg. Amt. Paid		
UNMARKED ANCESTORS PASSENGER CARS												
FORD	LTD 4D	1	12470	12470					0	0		
	LTD SW	1	7264	7038				1	7038	1	7038	
	TEMPO 2D	8	8735	8679	1	7979		1	9312	3	7785	
	TEMPO 4D	8	6248	6164	1	142	1	8146	1	226	3	2838
HONDA	ACCORD 2D	2	5487	5402						1	115	
	ACCORD 4D	20	9604	9522	5	6936		2	12305	11	8741	
	ACCORD LX 2D	3	8513	8363				1	193	1	193	
	CIVIC CVCC 3D	6	4596	4502	1	175				4	2901	
	CIVIC CVCC/CRX 2D	4	7662	7521	1	1293				2	4588	
	PRELUDE	5	9408	9363	1	146	1	14632		5	9363	
MERCURY	LYNX 2D	3	9064	9026				2	9055	2	9055	
	MARQUIS 4D	2	11260	11147						0	0	
	MARQUIS/GRAND MARQUI	15	12457	12397						0	0	
	TOPAZ 2D	3	9136	9061				1	11824	1	11824	
	TOPAZ 4D	1	10997	10997						0	0	
OLDSMOBILE	CUST. CRUISER SW	5	11233	11211						4	10598	
	FIRENZA 4D	3	12158	12007			1	11218		2	11256	
	OMEGA 2D	1	10940	10714						0	0	
	OMEGA 4D	2	764	736						2	736	
PEUGEOT	505 4D	1	590	590	1	590				1	590	
PLYMOUTH	HORIZON 2D	2	9130	9102						0	0	
	HORIZON 4D	5	5287	5163				1	1664	2	833	
PONTIAC	6000 2D	3	3274	3161			2	709	1	8066	3	3161
	6000 4D	12	10967	10858					4	11183	6	9135
	J2000/2000 2D	7	7316	7163			1	9360	1	88	4	5610
	J2000/2000 4D	3	9639	9601			1	9743		1	9743	
	PARISIENNE 4D	5	8019	7929			1	12969	1	1208	4	9886
	T1000/1000 4D	1	1270	1270						1	1270	
PORSCHE	944 COUPE	2	28662	28577						0	0	
RENAULT/EAGLE	ALLIANCE 2D	6	7038	6926						2	7123	
	ALLIANCE 4D	3	6366	6328				1	446	1	446	
	ENCORE 2D	4	3535	3450				1	3717	3	2029	
	ENCORE 4D	1	8129	8129						0	0	
TOYOTA	COROLLA TERCEL 2D	1	6064	6064						1	6064	
	COROLLA TERCEL 4D	2	2634	2493				1	339	1	339	
	TERCEL SW 4WD	2	5455	5286	1	1241				2	5286	
VOLKSWAGEN	JETTA SEDAN	7	10265	10225						0	0	
	QUANTUM SW	1	18395	18339						0	0	
VOLVO	240 4D	4	16620	16591	1	21394				1	21394	
	760/740 4D	4	12655	12570	1	10187				1	10187	
Subtotal:		464	9696	9617	30	4928	27	8531	38	7497	214	7572

Table C 8. Avg. Loss Payments for Thefts of 1984 Model Year vehicles during calendar year 1984
(Expressed in 1988 dollars)

		---Paid Theft Claims with Recovery in 1984---					
		-Paid Theft Claims-		No	No Parts	Parts	All
				Damage	Removed	Removed	Recoveries
				Avg.	Avg.	Avg.	Avg.
				Amt.	Amt.	Amt.	Amt.
Make	Series	No.	Value	Avg. Amt. Paid	No. Paid	No. Paid	No. Paid
-----		-----	-----	-----	-----	-----	-----
MARKED ANCESTORS PASSENGER CARS -----							
MARKED ANCESTORS PASSENGER CARS							
BMW	318 I 2D	27	15503	15290	2	9067	4 15290 10 10884
	325/325 E/325 ES 2D	1	7240	7127			1 7127
	528 E 4D	2	31736	31567			0 0
BUICK	ELECTRA 2D RWD	2	12430	12345			2 12345
	ELECTRA 4D RWD	16	14513	14439		4 4386	6 7675
	ELECTRA SW RWD	2	4412	4383		1 4941	1 3826 2 4383
	LESABRE 2D	13	14516	14473		2 15963	1 4778 8 13960
	LESABRE 4D	24	7807	7748	1 8279	9 8688	3 4797 19 7086
	+REGAL 2D RWD	64	11275	11178	1 1185	7 11836	7 10519 26 9685
	+REGAL 4D	5	13279	13222			2 12674 3 12940
	RIVIERA 2D	37	14120	14050	3 1185	5 12240	3 8340 18 10125
CADILLAC	DEVILLE 2D RWD	23	20180	20001	1 7822	2 16181	4 19928 8 18054
	DEVILLE 4D RWD	22	15206	15098	1 40	3 9281	3 25719 15 13657
	ELDORADO 2D	59	19949	19833	7 18420	4 9966	2 17937 32 15444
	SEVILLE 4D	22	17720	17628	1 7106	1 4944	1 3786 9 12199
CHEVROLET	CAMARO	129	11572	11492	4 7926	14 8595	13 11339 53 8826
CHRYSLER	LASER 2D	12	10665	10477	1 387	1 8348	2 10555 5 9154
	LEBARON 2D	3	4625	4512		2 332	3 4512
	LEBARON 4D	4	5801	5759	1 953		1 10658 2 5805
	LEBARON SW	2	5262	5262			0 0
	NEW YORKER 4D RWD	10	13095	12999		1 2458	1 18684 5 8335
DODGE	600 2D CONV.	2	12927	12927			1 14677 1 14677
	600 4D	4	8055	7942			2 6956 3 6995
	ARIES 2D	2	11375	11178			1 12694 1 12694
	ARIES 4D	2	7691	7014	1 3832		1 10136 2 7014
	ARIES SW	1	621	508			0 0
	DAYTONA 2D	17	11739	11626			2 7322 5 6036
FORD	MUSTANG	21	10521	10416	2 9146	1 2564	5 4344
	MUSTANG CONV	1	621	508			1 508 1 508
	THUNDERBIRD 2D	14	13785	13728			1 1458 6 11252
JAGUAR	XJ6	9	20057	19938	2 24440		1 16312 6 11832
LINCOLN	CONTINENTAL 4D	2	18162	18105			0 0
	LINCOLN CONT. 4D	6	21853	21703		1 19035	1 22694 2 20865
	MARK VII 2D	5	25291	25178	1 26987		2 22581 5 25178
MAZDA	626 SEDAN	6	8072	7941	2 1474	1 12609	4 7422
	+626/MX-6 2D	3	10614	10557			2 6491
	+GLC 2D	2	8612	8556			0 0
	+GLC SEDAN	2	9128	8986			0 0
MERCEDES BENZ	190 E 4D	1	27183	26619			0 0
	300 D 4D	1	37548	37548			1 37548
	300 SD 4D	6	22844	22675	1 103		1 3722 2 1913
	300 TD SW	1	41183	41127			0 0

Table C 8. Avg. Loss Payments for Thefts of 1984 Model Year vehicles during calendar year 1984
(Expressed in 1988 dollars)

---Paid Theft Claims with Recovery in 1984---

Make	Series	-Paid Theft Claims-		No Damage		No Parts Removed		Parts Removed		All Recoveries		
		No.	Avg. Actual Value	Avg. Amt. Paid	No. Paid	Avg. Amt. Paid	No. Paid	Avg. Amt. Paid	No. Paid	Avg. Amt. Paid	No. Paid	Avg. Amt. Paid
MARKED ANCESTORS												
PASSENGER CARS												
MERCEDES BENZ												
	380 SE 4D	2	3385	3215	1	2552				1	2552	
	+380 SL CONV	6	39326	39147	1	57326				2	31912	
MERCURY												
	+CAPRI	2	12495	12467						0	0	
	COUGAR 2D	10	11512	11422				2	1332	3	6458	
MITSUBISHI												
	CORDIA 2D	1	8634	8634						1	8634	
OLDSMOBILE												
	98 2D RWD	1	16796	16571						0	0	
	98 4D RWD	25	12482	12407	1	4818	2	9967		11	7222	
	+CIERA 2D	2	11640	11583					1	12153	1	12153
	+CIERA 4D	19	8742	8665	1	3407	2	5843	2	11558	9	6689
	+CUTLASS 2D	145	11655	11578	5	7089	14	10730	11	10773	59	9446
	+CUTLASS 4D	11	9707	9645	1	3144			2	2604	6	6845
	DELTA-88 2D	30	11539	11466	1	67	4	9370	3	14055	18	10248
	DELTA-88 4D	36	10986	10903			5	11966	3	8254	14	8852
	TORONADO	23	13927	13880			3	14244	5	9263	12	11790
PLYMOUTH												
	RELIANT 2D	1	467	355						0	0	
	RELIANT 4D	6	7923	7716			1	198		1	198	
PONTIAC												
	BONNEVILLE 4D	7	7724	7636						4	4118	
	FIERO 2D	32	10960	10787	1	89	1	8166	7	9882	13	9681
	FIREBIRD	72	12377	12284	2	6562	6	13094	8	10260	31	10318
	+GRAND PRIX	43	10738	10646	2	2340	4	9854	3	9566	22	9561
PORSCHE												
	911 COUPE	2	51810	51754						0	0	
	911 TARGA/CABRIOLET	1	49294	48165			1	48165		1	48165	
SAAB												
	SAAB 900 2D	3	17654	17409						0	0	
TOYOTA												
	CAMRY 4D	12	5932	5838	1	8656	3	5470		11	4916	
	CELICA	43	10033	9922	5	6545	5	5636	2	10023	23	7620
	COROLLA 2D	4	10024	10024						1	6141	
	COROLLA SEDAN	11	8859	8638						2	2361	
VOLKSWAGEN												
	+RABBIT 2D	25	8687	8557	2	6638			2	2819	5	4881
	+RABBIT CONV.	2	2480	2396			1	3173	1	1619	2	2396
	+RABBIT SEDAN	2	445	304	1	463	.1	145		2	304	
	SCIROCCO	7	5957	5941					1	870	1	870
	Subtotal:	1173	12647	12547	57	8578	112	9750	115	10796	529	9905
ANTI-THEFT EXEMPT												
ANCESTORS												
PASSENGER CARS												

AUDI												
	5000 4D	5	10861	10737			1	286		1	286	
BMW												
	*733 I 4D	2	45370	45031	1	45071			1	44991	2	45031
CHEVROLET												
	*CORVETTE	47	22902	22811			1	1529	5	14362	10	14554
DATSUN/NISSAN												
	*240/260/280/300	19	18410	18277	5	19293			3	22694	9	18614
	*240/260/280/300 2+2	5	15849	15669						1	13021	
	*810/MAXIMA SEDAN	16	11464	11224	2	7491	1	15924	1	14611	9	9922

Table C 8. Avg. Loss Payments for Thefts of 1984 Model Year vehicles during calendar year 1984
(Expressed in 1988 dollars)

		---Paid Theft Claims with Recovery in 1984---										
Make	Series	-Paid Theft Claims-		No	No Parts	Parts	All					
		No.	Avg. Actual Value	Avg. Amt. Paid	Damage	Removed	Removed	Recoveries				
			Avg. Actual Value	Avg. Amt. Paid	Avg. Amt. Paid	Avg. Amt. Paid	Avg. Amt. Paid	Avg. Amt. Paid				
		No.	Value	Paid	No. Paid	No. Paid	No. Paid	No. Paid				
ANTI-THEFT EXEMPT												
ANCESTORS												
PASSENGER CARS												
DODGE/MITSUBISHI	CONQUEST 2D	1	17849	17736	1	17736		1	17736			
MAZDA	RX-7 COUPE	47	12373	12274	2	1049	11	9465	4	16998	25	10251
MITSUBISHI	STARION 2D	3	15025	14875			1	17798	1	8861	2	13329
OPEL/ISUZU	IMPULSE 2D	1	12539	12426							0	0
TOYOTA	*CELICA SUPRA	22	15823	15723	4	10132	3	8648	4	18512	12	14005
	*CRESSIDA 4D	23	9820	9685	4	4560	7	9618	3	992	15	6043
Subtotal:		191	16047	15923	19	12375	25	9317	22	16062	87	12243
Passenger Total:		1828	12253	12156	106	8225	164	9483	175	10741	830	9548
MPVS												
AMC/EAGLE	EAGLE SW	2	15746	15633							0	0
CHEVROLET TRUCK	10 PICKUP 1/2T	136	11756	11702	2	4763	5	10249	5	6895	17	8148
	10 PICKUP 1/2T 4X4	40	14471	14416					4	12363	7	12284
	20 CHASSIS C 3/4T	1	11835	11779							0	0
	20 PICKUP 3/4T	16	12512	12459			1	13695			2	13605
	20 PICKUP 3/4T 4X4	16	14995	14931							1	15276
	30 CREW C P/U 1T	5	23144	23110							1	24444
	30 PICKUP 1T	6	16071	16042							0	0
	BLAZER 1/2T 4X4	19	17341	17252			1	19089			1	19089
	CHEVYVAN 1/2T	2	16108	16080							2	16080
	CHEVYVAN 1T	2	15793	15709							0	0
	CHEVYVAN 3/4T	22	19707	19624			1	17484	1	15928	3	18196
	EL CAMINO	2	12174	11976							1	12076
	S10 BLAZER	9	14449	14393			1	15264			1	15264
	S10 PICKUP	13	8285	8228	1	423					4	5081
	SPORTVAN 1/2T	1	16221	16221							0	0
	SPORTVAN 3/4T	1	13704	13591							0	0
	SUBURBAN 1/2T	5	18475	18430			1	17374			1	17374
	SUBURBAN 1/2T 4X4	1	18524	18524							0	0
	SUBURBAN 3/4T	1	17440	17327							0	0
	T10 BLAZER 4X4	20	14381	14311	1	10283	2	8326	1	19172	4	11527
	T10 PICKUP 4X4	7	13911	13830							0	0
DATSUN/NISSAN	KING CAB P/U 4X2	6	9911	9874							0	0
	KING CAB P/U 4X4	7	12277	12228							0	0
	PICKUP LONG 4X2	1	9997	9941							0	0
	PICKUP LONG 4X4	1	12936	12654							0	0
	PICKUP SHORT 4X2	5	6503	6412	1	4632					2	2371
	PICKUP SHORT 4X4	6	11761	11695					2	12310	3	12368

Table C 8. Avg. Loss Payments for Thefts of 1984 Model Year vehicles during calendar year 1984
(Expressed in 1988 dollars)

		---Paid Theft Claims with Recovery in 1984---						
Make	Series	-Paid Theft Claims-		No	No Parts	Parts	All	
		No.	Avg. Actual Value	Damage	Removed	Removed	Recoveries	
			Avg. Amt. Paid	Avg. Amt. Paid	Avg. Amt. Paid	Avg. Amt. Paid	Avg. Amt. Paid	
MPVS								
DODGE TRUCK	AD150 UTILITY	1	14621	14508			0 0	
	B150 VAN TRK/INC	3	10268	10155			1 2605	
	B250 VAN TRK/INC	10	20008	19918	1 6343		2 22056	
	CARAVAN WAGON	1	19047	19047			0 0	
	D100/D150 PICKUP	6	11285	11172			1 10983	
	D250 PICKUP	1	14009	14009			0 0	
	MINI RAM VAN	1	1560	1447			1 1447	
	RAM50/D50 P/U SH 4X2	1	1068	1068			0 0	
	RAM50/D50 P/U SH 4X4	2	11891	11834	1 14020		1 14020	
	W100/W150 PICKUP	2	6630	6630			1 65	
DODGE/MITSUBISHI	W250 PICKUP	2	13006	12893			0 0	
	COLT VISTA SW	1	11060	11060			0 0	
FORD TRUCK	BRONCO	5	16344	16265			1 6132	
	BRONCO II 4X4	11	14271	14225			1 10627	
	E150 ECONO CARGO VAN	15	17012	16960			2 10758	
	E150 ECONO CLUB WGN	1	983	870			0 0	
	E350 ECONO CARGO VAN	1	10684	10458			0 0	
	E350 PARCEL VAN	1	19430	19374			0 0	
	F150 PICKUP 4X2	33	12105	12044			3 13286	
	F150 PICKUP 4X4	17	12530	12480			1 13090	
	F150 SUPER P/U 4X2	5	13047	12968	1 108		1 108	
	F250 PICKUP 4X2	5	15624	15568			1 21146	
	F250 PICKUP 4X4	4	13530	13473			0 0	
	F250 SUPER P/U 4X2	1	8532	8419			1 8419	
	F250 SUPER P/U 4X4	1	17105	17048			1 17048	
	F350 CHASSIS C 4X2	1	12155	12042			0 0	
	F350 PICKUP 4X2	1	13277	13164			0 0	
	RANGER PICKUP 4X2	11	8962	8916	1 4786		1 10760	
	RANGER PICKUP 4X4	9	12635	12566			1 18752	
	GMC TRUCK	1500 PICKUP 1/2T	37	12529	12467		1 12790	1 11509
		1500 PICKUP 1/2T 4X4	5	16348	16258			3 11929
2500 PICKUP 3/4T		5	14600	14577			0 0	
2500 PICKUP 3/4T 4X4		2	14333	14221			0 0	
3500 CREW C P/U 1T		1	19425	19425			1 15042	
3500 PICKUP 1T		1	16947	16834			0 0	
3500 PICKUP 1T 4X4		1	17792	17566			0 0	
JIMMY 1/2T 4X4		5	15798	15696			1 4361	
S15 JIMMY		1	13362	13305			1 13305	
S15 PICKUP		2	11135	11050			1 9976	
SUBURBAN 1/2T 4X4		1	17382	17326		1 17326	1 17326	
SUBURBAN 3/4T		1	20605	20492			0 0	
T15 JIMMY 4X4		3	12821	12746			2 11889	
VANDURA 3/4T		7	18267	18203		2 21219	4 14520	
JEEP		CHEROKEE 4X4	12	15401	15278			1 14725
		CJ-7 ROADSTER	19	10799	10722	1 2304	2 6786	2 11268
	SCRAMBLER	1	12467	12354			0 0	
	WAGONEER	3	18533	18458			1 18681	

Table C 8. Avg. Loss Payments for Thefts of 1984 Model Year vehicles during calendar year 1984
(Expressed in 1988 dollars)

		---Paid Theft Claims with Recovery in 1984---										
Make	Series	-Paid Theft Claims-			No Damage		No Parts Removed		Parts Removed		All Recoveries	
		No.	Avg. Value	Avg. Amt. Paid	No. Paid	Avg. Amt. Paid	No. Paid	Avg. Amt. Paid	No. Paid	Avg. Amt. Paid	No. Paid	Avg. Amt. Paid
MPVS												
JEEP	WAGONEER/G. WAGONEER	2	11367	11254							0	0
MAZDA	B SER. LONG P/U 4X2	6	8492	6435	1	8098			2	6672	4	7431
	B SER. STD P/U 4X2	11	5139	5042	1	1766	2	2220	2	5495	6	3377
MITSUBISHI	PICKUP STD 4X2	1	8662	8549							0	0
	PICKUP STD 4X4	1	14139	14026							1	14026
OPEL/ISUZU	P/U LN 1/2T 4X2	1	5681	5625							1	5625
	P/U SH 1/2T 4X2	2	9393	9337							0	0
PLYMOUTH TRUCK	VOYAGER WAGON	2	9251	9194	1	4322					1	4322
SUBARU	DL/GL 4D SEDAN	6	4066	4000			1	1057			4	2611
	DL/GL SW	2	6824	6796	1	1958					1	1958
	DL/GL SW 4WD	1	12010	12010							0	0
TOYOTA	GL 4D 4WD	2	12862	12636							0	0
	LAND CRUISER SW	3	6433	6376	1	63					2	157
	P/U SH 1/2T 4X4	10	10633	10548	1	498	1	13579			3	5754
	P/U X CAB 1/2T 4X4	9	9874	9799	1	3300	1	13814			3	7522
	P/U XTRA CAB 1/2T	5	10375	10318			1	3917			1	3917
	PICKUP LN 1/2T 4X4	6	14258	14174					1	14797	1	14797
	PICKUP LONG 1/2T	1	1171	1058					1	1058	1	1058
	PICKUP SH 1/2T 4X4	1	9947	9890							0	0
	PICKUP SHORT 1/2T	6	8151	8114					1	8361	1	8361
VOLKSWAGEN	VAN 4X2	5	14827	14793					1	18978	1	18978
	VANAGON CAMPER	1	8394	8394			1	8394			1	8394
Subtotal:		697	12956	12891	17	4261	25	11285	33	11065	128	9810
Totals:		2525	12447	12359	123	7677	189	9721	208	10793	958	9583

+ Series subject to the Theft Prevention Standard in 1988 only.

* Series also had passive anti-theft device in 1985-1986.

Table C 9. Avg. Loss Payments for Thefts of 1983 Model Year vehicles during calendar year 1984
(Expressed in 1988 dollars)

		---Paid Theft Claims with Recovery in 1984---					
		-Paid Theft Claims-		No	No Parts	Parts	All
				Damage	Removed	Removed	Recoveries
				Avg.	Avg.	Avg.	Avg.
				Amt.	Amt.	Amt.	Amt.
Make	Series	No.	Value	Paid	No. Paid	No. Paid	No. Paid
-----		---	-----	-----	---	---	---
UNMARKED ANCESTORS PASSENGER CARS -----							
UNMARKED ANCESTORS PASSENGER CARS							
ALFA ROMEO	GTV6 2D	1	14716	14433			0 0
	SPIDER CONV	1	9367	9142			0 0
AMC/EAGLE	CONCORD 4D	1	7473	7360			0 0
	CONCORD SW	1	6679	6679			0 0
BUICK	CENTURY 2D	2	10770	10714			0 0
	CENTURY 4D	20	7322	7178	1 1268	3 10680	3 7234 10 5931
	SKYHAWK 2D	5	7761	7693		1 3413	1 3413
	SKYHAWK 4D	2	4442	4300			1 90
	SKYLARK 2D	2	10607	10550			0 0
	SKYLARK 4D	7	8305	8264	1 4698	1 8072	3 7468
CADILLAC	BROUGHAM 2D	5	21668	21567		1 20314	2 22190
	BROUGHAM 4D	19	16845	16774	1 1005	2 20580	1 21113 13 14657
	CIMARRON 4D	4	12791	12650	1 13870		1 11453 3 12738
CHEVROLET	CAPRICE 4D	50	9734	9653		7 7318	8 5616 26 7738
	CAPRICE SW	9	9522	9409	1 5362	3 7650	6 7753
	CAVALIER 2D	6	7369	7312	2 5190		3 6444
	CAVALIER 4D	11	5484	5428	1 3206		3 6545 8 4460
	CAVALIER SW	9	6716	6578		1 7561	4 5721
	CELEBRITY 2D	2	4827	4658			0 0
	CELEBRITY 4D	12	7124	7040		2 9847	5 7706
	CHEVETTE 2D	11	5533	5497			2 3618
	CHEVETTE 4D	4	5542	5457			1 3324
	CITATION 2D	3	5847	5791		1 68	1 68
	CITATION 4D	3	8371	8258	1 8034		1 8034
	IMPALA 4D	5	10666	10451		2 10728	1 9627 3 10361
	MALIBU 4D	17	9628	9476		2 7932	2 7932
	MALIBU SW	7	9261	9204			4 8434
	MONTE CARLO 2D	79	8901	8797		5 7042	6 8884 25 5985
CHRY/PLYM/MITS	COLT 2D	2	5289	5204			0 0
	COLT 4D	1	7420	7420			0 0
	SAPPORO 2D	2	8644	8531			0 0
CHRYSLER	CORDOBA	4	7017	6947		1 11085	3 5265
	E CLASS 4D	4	8311	8241		1 11375	2 5689
	IMPERIAL 2D	1	16800	16235			0 0
	NEW YORKER 4D (E BO	4	9721	9524			0 0
DATSUN/NISSAN	200SX	8	9040	8927		1 11202	3 10038
	PULSAR 2D	8	5954	5898			2 242
	SENTRA 2D	13	6512	6382			1 7816 5 6821
	SENTRA 4D	7	5886	5814		1 3179	3 3994
	SENTRA SW	5	4000	3887	2 517	1 7305	4 2640
	STANZA 2D	1	6591	6591			0 0
	STANZA 4D	4	5742	5658	2 4456	1 3619	3 4177

Table C 9. Avg. Loss Payments for Thefts of 1983 Model Year vehicles during calendar year 1984
(Expressed in 1988 dollars)

		---Paid Theft Claims with Recovery in 1984---					
Make	Series	-Paid Theft Claims-		No	No Parts	Parts	All
		No.	Avg. Actual Value	Damage	Removed	Removed	Recoveries
			Avg. Amt. Paid	Avg. Amt. Paid	Avg. Amt. Paid	Avg. Amt. Paid	Avg. Amt. Paid
				No. Paid	No. Paid	No. Paid	No. Paid
UNMARKED ANCESTORS PASSENGER CARS							
DODGE	400 4D	2	10563	10506			0 0
	MIRADA 2D	1	260	260			0 0
	OMNI 4D	4	4721	4594		2 2919	2 2919
	OMNI/CHARGER 2D	3	8048	8029			0 0
	SHELBY CHARGER 2D	1	10012	10012			1 10012
DODGE/MITSUBISHI	CHALLENGER	4	8247	8148	1 11200		3 7183
	COLT 2D	4	5715	5630		1 5764	2 4702
FORD	ESCORT 2D	16	4857	4783	1 65	2 4593	7 2573
	ESCORT 4D	6	7372	7315	1 7413	1 7097	3 7300
	ESCORT SW	1	6027	5970			1 5970
	EXP 2D	8	5952	5882		1 948	3 3348
	FAIRMONT FUTURA 2D	1	7525	7468			0 0
	FAIRMONT FUTURA 4D	2	4563	4563		1 650	1 650
	FORD LTD 2D	6	12607	12503			0 0
	FORD LTD 4D	5	11467	11377		1 14432	1 14432
	LTD 4D	2	11630	11602			1 14008
	LTD SW	2	10585	10472			0 0
GM OF CANADA	PARISIENNE 4D	2	12590	12534			2 12534
HONDA	ACCORD 2D	3	10244	9942		1 8757	1 8757
	ACCORD 4D	21	7562	7403	1 6834	3 1126	11 4167
	ACCORD LX 2D	9	10073	10023	1 6582		1 6582
	CIVIC CVCC 3D	6	6730	6607		1 8212	1 8212
	CIVIC CVCC 4D	4	7659	7630		1 8544	2 6310
	PRELUDE	7	10449	10377		1 12136	3 6869
MERCURY	LYNX 2D	5	5667	5599		2 4750	4 5353
	LYNX 4D	2	8269	8241		1 8688	1 8688
	MARQUIS 4D	2	4145	4061	1 6172		2 4061
	MARQUIS/GRAND MARQU	7	12286	12254			0 0
	ZEPHYR 4D	2	7680	7595			0 0
	ZEPHYR Z-7	1	7725	7668			0 0
OLDSMOBILE	CUST. CRUISER SW	4	12249	12122		1 13187	2 12620
	FIRENZA 4D	1	1242	1185		1 1185	1 1185
	OMEGA 2D	3	7622	7528			1 5279
	OMEGA 4D	3	1312	1293			2 211
OPEL/ISUZU	I-MARK 4D RWD	2	1223	1223		2 1223	2 1223
PEUGEOT	505 4D	2	14482	14454			0 0
PLYMOUTH	HORIZON 2D	5	5241	5162	1 34		1 34
PONTIAC	6000 2D	3	7700	7643			1 9370
	6000 4D	6	6680	6577	1 2185	1 8355	2 6859
	J2000/2000 2D	5	7581	7491			1 9344
	J2000/2000 4D	2	8721	8410			0 0
	PHOENIX 2D	1	9523	9467			0 0
	T1000/1000 2D	1	549	436			0 0
	T1000/1000 4D	1	287	230			1 230

Table C 9. Avg. Loss Payments for Thefts of 1983 Model Year vehicles during calendar year 1984
(Expressed in 1988 dollars)

		---Paid Theft Claims with Recovery in 1984---										
Make	Series	-Paid Theft Claims-		No	No Parts	Parts	All					
		No.	Avg. Actual Value	Damaged	Removed	Removed	Recoveries					
			Avg. Amt. Paid	Avg. Amt. Paid	Avg. Amt. Paid	Avg. Amt. Paid	Avg. Amt. Paid					
UNMARKED ANCESTORS PASSENGER CARS												
PORSCHE	944 COUPE	6	23282	23028	1	6255	1	6255				
RENAULT/EAGLE	18I 4D	3	10130	10055			1	8943				
	18I SW	1	530	530			1	530				
	ALLIANCE 2D	3	4326	4194			1	5252				
	ALLIANCE 4D	16	4766	4642	2	2803	2	4075				
	FUEGO 2D	7	8995	8890			2	9797				
	LE CAR 2D	2	2648	2507			1	1812				
							1	4558				
SUBARU	HATCHBACK	3	6067	5822	1	163	1	8533				
TOYOTA	COROLLA TERCEL 2D	8	6421	6357	2	6134		2	6134			
	COROLLA TERCEL 4D	7	5773	5668	1	1348	1	2278				
	TERCEL SW 4WD	3	9862	9862			2	9592				
VOLKSWAGEN	JETTA 2D	1	13849	13623				2	9592			
	JETTA SEDAN	3	3816	3797			1	5017				
	QUANTUM 4D	1	11343	11230				1	5017			
VOLVO	240 2D	2	8019	7794	1	7794		0	0			
	240 4D	6	15283	15189				1	161			
	760/740 4D	2	11001	11001				0	0			
Subtotal:		614	8490	8392	30	4405	71	7461	31	7141	257	6552
MARKED ANCESTORS PASSENGER CARS												
BMW	320 I 2D	21	11142	10983	1	5904	3	6118		6	4214	
	528 E 4D	5	12105	12026			2	5280		2	5280	
	533 I 4D	2	28155	28014						0	0	
	633 CSI 2D	2	18145	17976						1	1626	
BUICK	ELECTRA 2D RWD	6	12999	12858						1	509	
	ELECTRA 4D RWD	27	11413	11346	3	2339	2	8400	2	10903	14	7749
	ELECTRA SW RWD	1	16759	16533						0	0	
	LESABRE 2D	10	11717	11604			3	12839		7	11263	
	LESABRE 4D	25	9933	9854	2	2626	3	8192	1	1855	13	8067
	LESABRE SW	2	9051	9051						1	4662	
	+REGAL 2D RWD	136	9456	9367	3	7780	4	9099	13	7856	52	6997
	+REGAL 4D	21	8495	8355	2	167	2	11329	3	7097	10	5418
	+REGAL SW	1	11875	11762						0	0	
	RIVIERA 2D	45	14906	14831			9	12826	3	7581	20	12354
CADILLAC	DEVILLE 2D RWD	51	14548	14438	3	12663	3	9298	2	16564	21	11831
	DEVILLE 4D RWD	49	14110	13975	5	10797	7	10135	2	18388	21	10362
	ELDORADO 2D	86	16462	16376	3	4848	12	16841	10	11319	46	12710
	SEVILLE 4D	31	18300	18196	2	22141	6	20090	3	24335	18	16591
CHEVROLET	CAMARO	157	10657	10568	5	4427	13	6971	12	7482	63	8359
CHRYSLER	LEBARON 2D	2	10862	10778							1	11462
	LEBARON 4D	4	9901	9872							1	8127
	NEW YORKER 4D RWD	17	10547	10451	1	8712	3	15732	2	11567	10	8573

Table C 9. Avg. Loss Payments for Thefts of 1983 Model Year vehicles during calendar year 1984
(Expressed in 1988 dollars)

		---Paid Theft Claims with Recovery in 1984---					
		-Paid Theft Claims-		No	No Parts	Parts	All
				Damage	Removed	Removed	Recoveries
				Avg.	Avg.	Avg.	Avg.
				Amt.	Amt.	Amt.	Amt.
Make	Series	No.	Value	Avg. Amt. Paid	No. Paid	No. Paid	No. Paid
MARKED ANCESTORS							
PASSENGER CARS							
DODGE	600 4D	1	11335	11279			0 0
	ARIES 2D	1	8593	8593			1 8593
	ARIES 4D	3	6425	6369			1 3940
	DIPLOMAT 4D	1	9914	9914			0 0
FORD	MUSTANG	32	8660	8571	1 1748	2 5485	9 6550
	MUSTANG CONV	5	13794	13794			0 0
	THUNDERBIRD 2D	26	11291	11196		2 7348	5 5836
JAGUAR	XJ6	5	27714	27488			1 7969
LINCOLN	CONTINENTAL 4D	2	19476	19363			0 0
	LINCOLN CONT. 4D	7	13495	13414		1 797	1 7567
	MARK VI 2D	5	21500	21477			0 0
	MARK VI 4D	2	11954	11785			0 0
MAZDA	626 SEDAN	9	9527	9364	3 6515	2 11133	1 10613
	+626/MX-6 2D	8	7291	7256	2 6614		1 9204
	+GLC 2D	1	7900	7674		1 7674	1 7674
	+GLC SEDAN	1	474	474	1 474		1 474
	+GLC WAGON	1	59	2			1 2
MERCEDES BENZ	240 D 4D	1	24677	24620			1 24621
	300 D 4D	1	27678	27621			0 0
	300 SD 4D	4	29826	29685			1 2067
	+380 SEC 2D	1	55247	55247			0 0
	+380 SEL 4D	1	51852	51852			0 0
	+380 SL CONV	2	45833	45692			1 47350
MERCURY	+CAPRI	8	10190	10098	1 10349		1 10349
	COUGAR 2D	10	9633	9486		2 11994	6 8900
MITSUBISHI	CORDIA 2D	4	9809	9682			2 8897
	TREDIA 4D	1	5389	5276			1 5276
OLDSMOBILE	98 2D RWD	10	13763	13718			3 8973
	98 4D RWD	49	13172	13110		4 10930	8 8874
	+CIERA 2D	2	11184	11071			1 11794
	+CIERA 4D	28	8477	8380	1 1249	4 6048	5 6925
	+CUTLASS 2D	165	10014	9931	2 7262	17 7697	13 9117
	+CUTLASS 4D	22	8649	8534		2 6754	1 10314
	+CUTLASS SW	1	641	641		1 641	1 641
	DELTA-88 2D	29	10107	10025	2 7280	3 8543	2 1114
	DELTA-88 4D	28	9387	9335	1 1112	4 10036	2 6000
	TORONADO	34	13701	13637		3 9951	4 13129
PLYMOUTH	GRAN FURY 4D	1	7964	7908	1 7908		1 7908
	RELIANT 2D	4	4190	4105			3 2774
	RELIANT 4D	4	6895	6838			1 3631
	RELIANT SW	1	2651	2425			1 2425
PONTIAC	BONNEVILLE 4D	28	9080	9019	2 5450	2 2221	3 7698
	BONNEVILLE SW	2	12201	12088		1 12310	2 12088
	FIREBIRD	52	12802	12704	1 17963	3 13208	5 11690
	+GRAND PRIX	85	10031	9950	2 8507	8 6075	7 8313

Table C 9. Avg. Loss Payments for Thefts of 1983 Model Year vehicles during calendar year 1984
(Expressed in 1988 dollars)

		---Paid Theft Claims with Recovery in 1984---					
		-Paid Theft Claims-		No	No Parts	Parts	All
				Damage	Removed	Removed	Recoveries
				Avg.	Avg.	Avg.	Avg.
				Amt.	Amt.	Amt.	Amt.
Make	Series	No.	Avg. Value	Avg. Paid	No. Paid	No. Paid	No. Paid
MARKED ANCESTORS							
PASSENGER CARS							
PORSCHE	911 COUPE	2	40760	40072			0 0
	911 TARGA/CABRIOLET	7	36340	35853	1	45154	1 45154
	928 COUPE	1	42405	42292			0 0
SAAB	SAAB 900 2D	2	6103	5991		1 8015	1 8015
	SAAB 900 4D	6	6139	5942	2	2989	5 3797
SUBARU	HARDTOP/XT 2D	2	9608	9439		1 8987	1 8987
TOYOTA	CAMRY 4D	13	10963	10894			4 9215
	CELICA	57	8945	8839	5	6897	9 7882
	COROLLA 2D	24	5910	5721	2	2337	9 6199
	COROLLA SEDAN	11	6671	6569		2 1828	5 3904
	COROLLA SW	2	4471	4471			0 0
	+STARLET LIFTBACK	2	6820	6736			0 0
VOLKSWAGEN	+RABBIT 2D	11	6757	6706		2 5436	1 9488
	+RABBIT SEDAN	3	6249	6231			0 0
	SCIROCCO	2	8603	8518	1	2598	1 2598
Subtotal:		1534	11535	11441	61	7327	158 9460
					117	9602	654 8786
ANTI-THEFT EXEMPT							
ANCESTORS							
PASSENGER CARS							
AUDI	5000 4D	12	14518	14391		2 9606	3 9349
BMW	*733 I 4D	2	18972	18831			0 0
DATSUN/NISSAN	*240/260/280/300	45	13270	13183	6	8684	6 10666
	*240/260/280/300 2+2	9	18680	18586	1	20433	1 16428
	*810/MAXIMA SEDAN	25	10384	10298	4	5983	4 9104
MAZDA	RX-7 COUPE	88	11605	11522	5	7938	9 7313
MITSUBISHI	STARION 2D	8	13039	12989			11 10340
OPEL/ISUZU	IMPULSE 2D	1	9051	8995			41 9301
TOYOTA	*CELICA SUPRA	30	14337	14204		2 13225	7 10886
	*CRESSIDA 4D	19	11932	11780	1	1062	4 14624
Subtotal:		239	12671	12574	17	8072	22 10128
					24	10581	98 9712
Passenger Total:		2387	10865	10770	108	6632	251 8953
					172	9295	1009 8306
MPVS							
AMC/EAGLE	EAGLE 50 LIFTBACK	4	10482	10397			1 8497
CHEVROLET TRUCK	10 PICKUP 1/2T	130	10655	10612		4 6761	5 11114
	10 PICKUP 1/2T 4X4	21	13446	13352	1	18002	1 18002
	20 CREW C P/U 3/4T	2	14110	14053			0 0
	20 PICKUP 3/4T	12	12170	12128			1 10534
	20 PICKUP 3/4T 4X4	8	13456	13399			0 0

Table C 9. Avg. Loss Payments for Thefts of 1983 Model Year vehicles during calendar year 1984
(Expressed in 1988 dollars)

		---Paid Theft Claims with Recovery in 1984---					
Make	Series	-Paid Theft Claims-		No	No Parts	Parts	All
		No.	Avg. Actual Value	Damage	Removed	Removed	Recoveries
			Avg. Amt. Paid	Avg. Amt. Paid	Avg. Amt. Paid	Avg. Amt. Paid	Avg. Amt. Paid
MPVS							
CHEVROLET TRUCK							
	30 CREW C P/U 1T	7	18391	18358			1 20692
	30 PICKUP 1T	1	13161	13161			0 0
	BLAZER 1/2T 4X4	18	14151	14048	1 189	1 19747	2 9968
	CHEVYVAN 1/2T	3	9418	9342			1 294
	CHEVYVAN 3/4T	24	15115	15061	2 19244	1 18819	3 7966
	EL CAMINO	9	11103	11034		1 13147	2 11410
	S10 BLAZER	2	12664	12608			0 0
	S10 PICKUP	11	9693	9637		1 9216	2 9428
	SUBURBAN 1/2T	2	14580	14523			0 0
	SUBURBAN 1/2T 4X4	1	10061	9948			1 9948
	T10 BLAZER 4X4	11	11408	11336		1 8792	2 5200
	T10 PICKUP 4X4	7	10878	10846			1 3169
DATSUN/NISSAN	KING CAB P/U 4X2	4	6975	6961		1 754	1 754
	KING CAB P/U 4X4	2	11159	11103		1 12270	1 12270
	PICKUP LONG 4X4	2	18446	18333			1 11945
	PICKUP SHORT 4X2	6	7286	7239			1 5468
DODGE TRUCK	AD150 UTILITY	2	12814	12758			0 0
	AW150 UTILITY	4	9020	8964			1 9695
	B150 VAN TRK/INC	4	14669	14514		2 15103	2 15103
	B250 VAN TRK/INC	3	16182	16182		1 16471	1 16471
	B350 VAN TRK/INC	1	11344	11344			0 0
	D100/D150 PICKUP	7	9855	9807		1 7790	1 7790
	RAM50/D50 P/U SH 4X	2	7356	7327			0 0
	W100/W150 PICKUP	1	12451	12451			0 0
FORD TRUCK	BRONCO	6	10058	9993			2 785
	E100 ECONO CARGO VA	3	8189	8114			0 0
	E150 ECONO CARGO VA	13	16309	16257			0 0
	E150 ECONO CLUB WGN	1	15120	15120			0 0
	E350 ECONO CARGO VA	1	11170	11114			0 0
	F100 PICKUP 4X2	18	9630	9549	1 8236		1 1976
	F150 PICKUP 4X2	30	10498	10453	1 12260		1 11248
	F150 PICKUP 4X4	15	11296	11266			1 5527
	F150 SUPER P/U 4X2	4	12037	11980			0 0
	F250 PICKUP 4X2	6	9418	9380			1 579
	F250 PICKUP 4X4	3	8095	8057			0 0
	F250 SUPER P/U 4X2	1	12640	12640			0 0
	F350 CHASSIS C 4X2	1	14752	14752			0 0
	F350 PICKUP 4X2	1	22376	22376			0 0
	RANGER PICKUP 4X2	28	7502	7460	1 5452	4 5016	1 8474
	RANGER PICKUP 4X4	12	7445	7374			1 515
GMC TRUCK	1500 PICKUP 1/2T	42	10755	10710			3 11903
	1500 PICKUP 1/2T 4X	1	14375	14375			0 0
	2500 PICKUP 3/4T	5	13223	13200			1 11511
	2500 PICKUP 3/4T 4X	2	13208	13123			0 0
	3500 CREW C P/U 1T	1	13829	13773			0 0
	JIMMY 1/2T 4X4	2	9945	9888			0 0

Table C 9. Avg. Loss Payments for Thefts of 1983 Model Year vehicles during calendar year 1984
(Expressed in 1988 dollars)

		---Paid Theft Claims with Recovery in 1984---					
Make	Series	-Paid Theft Claims-		No	No Parts	Parts	All
		No.	Avg. Value	Damage	Removed	Removed	Recoveries
		Avg. Actual	Avg. Amt. Paid	Avg. Amt. Paid	Avg. Amt. Paid	Avg. Amt. Paid	Avg. Amt. Paid
		No.	Value	No. Paid	No. Paid	No. Paid	No. Paid
MPVS							
GMC TRUCK							
	S15 PICKUP	3	9725				0 0
	SUBURBAN 1/2T	1	17652				0 0
	T15 JIMMY 4X4	4	13053			1 9966	1 9966
	T15 PICKUP 4X4	2	7380			1 3182	1 3182
	VANDURA 3/4T	9	16524		2 8198		4 14986
JEEP	CHEROKEE 4X4	1	14678				0 0
	CJ-7 ROADSTER	25	9460	1 2064	1 140		6 4026
	DJ5/CJ5 ROADSTER	3	11043				1 9766
	SCRAMBLER	1	12485				1 12485
	WAGONEER/G. WAGONEE	4	16355				0 0
MAZDA	B SER. STD P/U 4X2	3	7003	1 7231			1 7231
OPEL/ISUZU	P/U SH 1/2T 4X2	1	410			1 297	1 297
	P/U SH 1/2T 4X4	3	9507				0 0
PLYMOUTH TRUCK	SCAMP PICKUP	1	7786				0 0
SUBARU	BRAT 4X4	1	8389				1 8332
	DL/GL 4D SEDAN	3	5449		2 4197		2 4197
	DL/GL SW	2	9033				0 0
	DL/GL SW 4WD	2	5060		2 4891		2 4891
TOYOTA	LAND CRUISER SW	1	14878				0 0
	P/U SH 1/2T 4X4	13	8616	2 8057		1 13598	5 9258
	PICKUP LN 1/2T 4X4	21	9632	1 1201	1 10625	5 8788	8 8310
	PICKUP LONG 1/2T	9	6245	3 3220	1 2615		4 3069
	PICKUP SH 1/2T 4X4	14	10619	2 4221		1 10247	3 6230
	PICKUP SHORT 1/2T	3	7988				0 0
VOLKSWAGEN	VANAGON	4	3974				0 0
Subtotal:		641	10951	10890	17 7491	28 8296	32 8582 133 8165
Totals:		3028	10884	10796	125 6749	279 8887	204 9183 1142 8291

+ Series subject to the Theft Prevention Standard in 1988 only.

* Series also had passive anti-theft device in 1985-1986.

Table C 10. Avg. Loss Payments for Thefts of 1985 Model Year vehicles during calendar year 1985
(Expressed in 1988 dollars)

		---Paid Theft Claims with Recovery in 1985---					
Make	Series	-Paid Theft Claims-		No	No Parts	Parts	All
		No.	Avg. Actual Amt. Paid	Damage	Removed	Removed	Recoveries
				Avg. Amt. Paid	Avg. Amt. Paid	Avg. Amt. Paid	Avg. Amt. Paid
UNMARKED ANCESTORS PASSENGER CARS							
UNMARKED ANCESTORS PASSENGER CARS							
BUICK	CENTURY 2D	3		10416			1 12421
	CENTURY 4D	18	7360	7251		6 3792	10 4092
	SKYHAWK 2D	4	8192	8028		1 11062	2 10669
	SKYHAWK 4D	1	9720	9611			1 9611
	SKYLARK 4D	6	7001	6928		1 11479	4 5199
	SOMERSET 2D	11	9402	9242		1 9579	4 6565
CADILLAC	BROUGHAM 2D	4	25949	25908			1 25926
	BROUGHAM 4D	19	21605	21485	1 17272	1 24748	3 21953
	CIMARRON 4D	3	15456	15383		1 18099	3 15383
	FLEETWOOD/DEVILLE 4D	11	13245	13130	1 28313		1 21733
CHEVROLET	CAPRICE 2D	3		10054			1 2522
	CAPRICE 4D	20	10225	10093		1 9288	4 9189
	CAPRICE SW	3	14741	14722			3 14722
	CAVALIER 2D	9	6754	6699		2 6378	1 4899
	CAVALIER 4D	13	6567	6478	2 5103	2 5560	8 5796
	CAVALIER SW	1		11673			0 0
	CELEBRITY 2D	1	219	109			0 0
	CELEBRITY 4D	8	9383	9308			1 11292
	CELEBRITY SW	4	9305	9250		1 13356	3 8660
	CHEVETTE 2D	3	4239	4130		1 6170	2 3185
	CHEVETTE 4D	2	4325	4188		1 558	1 558
	IMPALA 4D	6	10686	10503			2 6378
	MONTE CARLO 2D	83	10775	10687	2 14704	5 5564	11 9420
	SPECTRUM 4D	2	1504	1394		1 645	1 645
CHRY/PLYM/MITS	COLT 4D	2	4327	4217	1 8006	1 429	2 4217
CHRYSLER	NEW YORKER 4D (E BOD	9	14088	14039		2 10660	5 12118
DATSUN/NISSAN	200SX	1	13193	13084			0 0
	PULSAR 2D	6	7161	7052		1 10164	3 6660
	SENTRA 2D	10	7738	7629	2 1768	2 10311	5 6800
	SENTRA 4D	3	8633	8451		1 5945	1 8755
	SENTRA SW	3	6580	6416	1 6760		1 6760
	STANZA 4D	4	8843	8679		1 1587	2 4622
DODGE	OMNI 4D	4	6146	5995		2 7770	3 5208
	OMNI/CHARGER 2D	8	8355	8280		1 433	1 433
	SHELBY CHARGER 2D	5	10138	9963		1 12096	1 98
DODGE/MITSUBISHI	COLT 2D	1	7437	7328			1 7328
FORD	ESCORT 2D	14	6256	6213			5 5771
	ESCORT 4D	1	4764	4654		1 4654	1 4654
	ESCORT SW	4		10933			1 12859
	EXP 2D	4	3437	3396		1 829	3 1151
	FORD LTD 4D	5	8249	8172		2 907	3 2909
	FORD LTD SW	2	16855	16745			1 19842

Table C 10. Avg. Loss Payments for Thefts of 1985 Model Year vehicles during calendar year 1985
(Expressed in 1988 dollars)

		---Paid Theft Claims with Recovery in 1985---						
Make	Series	-Paid Theft Claims-			No	No Parts	Parts	All
		No.	Avg. Actual Value	Avg. Amt. Paid	Damage	Removed	Removed	Recoveries
		No.	Avg. Actual Value	Avg. Amt. Paid	No. Paid	Avg. Amt. Paid	No. Paid	Avg. Amt. Paid
UNMARKED ANCESTORS PASSENGER CARS								
FORD								
	LTD 4D	3	8391	8373			1 12760	3 8373
	LTD SW	1	11291	11236				1 11236
	TEMPO 2D	2	10384	10274				0 0
	TEMPO 4D	9	5901	5858	4 2926	2 4873		7 4438
HONDA	ACCORD 2D	2	6803	6694	1 3080			1 3080
	ACCORD 4D	22	12739	12647	2 3454	1 15352	1 15673	7 10971
	ACCORD LX 2D	3	2624	2496		1 4825		2 3491
	CIVIC CVCC 3D	2	8969	8887				0 0
	CIVIC CVCC 4D	4	5855	5787	1 3897			4 5787
	CIVIC CVCC/CRX 2D	9	8823	8701	1 553		1 11716	4 5628
	PRELUDE	7	11378	11253	1 114	1 13115	1 17344	3 10191
MERCURY	LYNX 2D	2		4129		1 628		1 628
	LYNX SW	1		8454				0 0
	MARQUIS/GRAND MARQUI	2	12713	12686				1 10282
	MARQUIS/GRAND MARQUI	31	14052	13997	1 6839	1 16		3 3619
	TOPAZ 2D	1	10045	9990				0 0
	TOPAZ 4D	1	10058	10003				0 0
MITSUBISHI	MIRAGE 2D	2	9191	8808				0 0
OLDSMOBILE	CALAIS 2D	10	6196	6010		1 13452		5 6039
	CUST. CRUISER SW	2	16325	16051			1 17298	2 16051
	FIRENZA 2D	1	1014	959			1 959	1 959
	FIRENZA 4D	1		9987				1 9987
PEUGEOT	505 4D	2	10843	10734				0 0
PLYMOUTH	HORIZON 2D	2	4756	4564				1 698
	HORIZON 4D	5	3865	3810		2 3844	1 2956	4 2883
PONTIAC	6000 2D	2	14056	13974	1 14950			2 13974
	6000 4D	15	10539	10444	1 6105	3 6429	2 8270	9 7553
	GRAND AM 2D	10	10118	10036		1 10734	4 7124	6 8704
	J2000/2000 2D	4	8074	8019	1 6268	1 8253		2 7261
	J2000/2000 4D	3	704	595		1 849	1 849	3 595
	PARISIENNE 4D	4	15170	14965	1 15227	2 14061		3 14449
	PARISIENNE SW	1	5515	5296	1 5296			1 5296
PORSCHE	944 COUPE	3	21722	21284			1 26938	1 26938
RENAULT/EAGLE	ALLIANCE 2D	3	5423	5369	1 32	1 8546		2 4289
	ENCORE 2D	3	7282	7245			1 5701	3 7245
	ENCORE 4D	1		10270				1 10270
TOYOTA	COROLLA TERCEL 2D	2		6049				1 2854
	COROLLA TERCEL 4D	1	2447	2338			1 2338	1 2338
	TERCEL SW 4WD	1		6527				1 6527
VOLKSWAGEN	GOLF 2D	2	7450	7258		1 4712		1 4712
	GOLF 4D	1	851	742	1 742			1 742
	JETTA 2D	1		672	1 672			1 672
	JETTA SEDAN	3	3822	3585			1 1850	3 3585
	QUANTUM 4D	2	8250	8196				0 0

Table C 10. Avg. Loss Payments for Thefts of 1985 Model Year vehicles during calendar year 1985
(Expressed in 1988 dollars)

		---Paid Theft Claims with Recovery in 1985---										
Make	Series	-Paid Theft Claims-			No Damage		No Parts Removed		Parts Removed		All Recoveries	
		No.	Avg. Actual Value	Avg. Amt. Paid	No. Paid	Avg. Amt. Paid	No. Paid	Avg. Amt. Paid	No. Paid	Avg. Amt. Paid	No. Paid	Avg. Amt. Paid
UNMARKED ANCESTORS PASSENGER CARS												
VOLVO	240 4D	1		16885								0
	760/740 4D	4	14008	13885								0
Subtotal:		518	10114	10017	29	6410	59	6765	45	9968	257	7961
MARKED ANCESTORS PASSENGER CARS												
AUDI	4000 QUATTRO 4D 4WD	1	633	579							1	579
BMW	318 I 2D	3	12261	11969							1	8249
	318 I 4D	1	44849	44630	1	44630					1	44630
	325/325 E/325 ES 2D	2	16865	16838							0	0
	528 E 4D	1	3475	3256							1	3256
	535 I/535 IS 4D	2	26600	26436							0	0
BUICK	ELECTRA 2D FWD	2	11454	11180							2	11180
	ELECTRA 4D FWD	9	14283	14247	1	17761	1	11784	2	15705	7	12884
	LESABRE 2D	8	9879	9708			1	38	2	7566	7	8882
	LESABRE 4D	21	13053	12936			4	7471	3	9327	10	10326
	+REGAL 2D RWD	63	10296	10202	1	7710	7	5415	5	10531	33	9094
CADILLAC	RIVIERA 2D	36	15482	15377			1	4781	3	12574	19	13303
	DEVILLE 2D FWD	16	15095	15023	1	1430	4	10072	1	19352	7	9073
	DEVILLE 4D FWD	17	15375	15211	4	6286	1	1724	1	19780	11	13463
	ELDORADO 2D	61	19055	18913	3	6058	5	10715	4	15148	31	14501
	SEVILLE 4D	12	25084	24902			1	32664			2	31138
CAPRI/MERKUR	XR4TI 2D	1	14462	14407							0	0
CHEVROLET	CAMARO	124	13548	13476	6	4285	11	15811	11	12948	62	11085
	NOVA 4D	1	4851	4797							0	0
CHRYSLER	LASER 2D	11	10253	10159			3	8244	2	15488	8	9870
	LEBARON 2D	2	13232	13177							1	12776
	LEBARON 2D CONV	1		13673							0	0
	LEBARON 4D	1		4180							0	0
	LEBARON GTS 4D	4	8853	8826			1	13050			3	5138
DODGE	NEW YORKER 4D RWD	5	10028	9952					2	4062	3	4884
	600 2D	1	8975	8866					1	8866	1	8866
	600 2D CONV.	2	14779	14478			1	16963			1	16963
	600 4D	1	12746	12691							0	0
	ARIES 2D	2	8888	8751	1	8299					1	8299
FORD	ARIES 4D	2	4712	4548			1	331			1	331
	DAYTONA 2D	7	9624	9530							3	6124
	DIPLOMAT 4D	1	13998	13944							1	13944
	LANCER 4D	5	13246	13126	1	14763					1	14763
	MUSTANG	31	11982	11883	1	9787	2	10930	2	11878	13	12031
	MUSTANG CONV	2	14619	14510							0	0
	THUNDERBIRD 2D	9	15789	15698	1	16073	3	18872			4	18172

Table C 10. Avg. Loss Payments for Thefts of 1985 Model Year vehicles during calendar year 1985
(Expressed in 1988 dollars)

		---Paid Theft Claims with Recovery in 1985---					
Make	Series	-Paid Theft Claims-		No	No Parts	Parts	All
		No.	Avg. Actual Value	Damaged	Removed	Removed	Recoveries
			Avg. Amt. Paid	Avg. Amt. Paid	Avg. Amt. Paid	Avg. Amt. Paid	Avg. Amt. Paid
-----	-----	-----	-----	-----	-----	-----	-----
MARKED ANCESTORS							
PASSENGER CARS							
JAGUAR	XJ-S 2D	1	19741	19194			1 19194
	XJ6	2	37767	37193		1 35944	1 35944
LINCOLN	CONTINENTAL 4D	1	1660	1551		1 1551	1 1551
	LINCOLN CONT. 4D	6	21190	20981			2 14896
	MARK VII 2D	3	16210	16100			1 1114
MAZDA	626 SEDAN	13	7191	7002	2 4019	4 8040	1 5765 9 5137
	+626/MX-6 2D	7	11552	11365		1 15077	2 8642
	+GLC 2D	1	1868	1650			1 1650
	+GLC SEDAN	9	7900	7802	3 6352	1 8660	9 7802
MERCEDES BENZ	300 CD 2D	1	40769	40551			0 0
	300 D 4D	2	9812	9484			1 3930
	300 SD 4D	3	30558	30485		1 44878	2 27148
	380 SE 4D	3	30972	30717			0 0
	+380 SL CONV	1	47700	47591			1 47591 1 47591
	+500 SEL 4D	1	2345	2126			1 2126
MERCURY	+CAPRI	2	11413	11386			1 9907
	COUGAR 2D	15	8086	7994	1 641	2 10135	1 362 8 4191
MITSUBISHI	TREDIA 4D	2	10885	10720			0 0
OLDSMOBILE	98 2D FWD	2	3143	2924		1 1774	2 2924
	98 4D FWD	21	10480	10383	1 1531	3 13562	4 7066 11 8333
	+CIERA 2D	3	12022	11949			0 0
	+CIERA 4D	15	9356	9309	2 9937	3 6065	4 6524 11 7365
	+CUTLASS 2D	83	11184	11074	1 2039	10 8547	9 12170 41 9621
	+CUTLASS 4D	10	10661	10595		1 16117	2 6777 7 9820
	DELTA-88 2D	14	14808	14695			4 17212
	DELTA-88 4D	28	9685	9599		3 9678	1 4240 13 7781
	TORONADO	7	10573	10526			5 9986
PLYMOUTH	CARAVELLE 4D	3	5484	5447	1 4316	1 211	2 2264
	GRAN FURY 4D	1	10922	10703			0 0
	RELIANT 4D	4	6789	6748			3 5952
	RELIANT SW	2	692	665	1 243		1 243
PONTIAC	BONNEVILLE 4D	10	12151	12042	1 12873	1 11522	1 3791 7 11692
	FIERO 2D	27	10214	10125	2 3198	1 3815	4 10809 14 6974
	FIREBIRD	79	11972	11887	5 7345	11 10006	9 8221 45 8934
	+GRAND PRIX	36	10537	10461	1 1965	1 288	4 8915 16 7996
PORSCHE	911 COUPE	1	38934	38825			0 0
	911 TARGA/CABRIOLET	4	47510	47100	1 45828	1 44220	1 52684 3 47577
SAAB	SAAB 900 2D	1	14862	14644			0 0
	SAAB 900 4D	2	14464	14300			1 15166 2 14300
SUBARU	HARDTOP/XT 2D	3	15094	15075			1 19659
TOYOTA	CAMRY 4D	16	7622	7495	2 1882	1 13612	2 3710 10 5069
	CELICA	31	9383	9254	7 1868	6 12818	6 11871 21 7756
	COROLLA 2D	12	7788	7724	1 49	2 6693	1 10755 8 6589
	COROLLA SEDAN	15	6294	6104	3 4191	1 4707	10 3906
	MR2	3	14904	14777			1 14898 2 14701

Table C 10. Avg. Loss Payments for Thefts of 1985 Model Year vehicles during calendar year 1985
(Expressed in 1988 dollars)

		---Paid Theft Claims with Recovery in 1985---					
Make	Series	-Paid Theft Claims-		No	No Parts	Parts	All
		No.	Avg. Actual Value	Avg. Amt. Paid	Damage	Removed	Removed
			Avg. Actual Value	Avg. Amt. Paid	Avg. Amt. Paid	Avg. Amt. Paid	Avg. Amt. Paid
					No. Paid	No. Paid	No. Paid
MARKED ANCESTORS							
PASSENGER CARS							
VOLKSWAGEN	+CABRIOLET CONV.	1	16497	16223			0 0
	SCIROCCO	4	6312	6271	2	1080	3 4866
	Subtotal:	979	12579	12472	58	6563	105 10940 92 11337 519 10095
ANTI-THEFT EXEMPT ANCESTORS							
PASSENGER CARS							
AUDI	5000 4D	7	13787	13701			3 16843
BMW	*735 I 4D	1	1184	965			1 965
CHEVROLET	*CORVETTE	27	23858	23710		1 29775	2 3849 7 16044
CHRY/PLYM/MITS	CONQUEST 2D	1	14772	14662			0 0
DATSUN/NISSAN	*240/260/280/300	13	17185	16999	1	8480	3 16943
	*240/260/280/300 2+2	6	17729	17611			1 24436 2 22596
	*810/MAXIMA SEDAN	9	6320	6192	3	1454	1 2909 1 10234 6 3867
	*810/MAXIMA WAGON	1	1796	1687	1	1687	1 1687
MAZDA	RX-7 COUPE	56	12656	12551	3	4808	6 12797 12 12527 31 12332
MITSUBISHI	STARION 2D	1	16091	15872		1 15872	1 15872
OPEL/ISUZU	IMPULSE 2D	2	10868	10841			2 10841
TOYOTA	*CELICA SUPRA	12	16904	16731		1 17552	2 19235 5 14454
	*CRESSIDA 4D	16	14698	14595	2	17384	2 19195 5 14995
	*CRESSIDA SW	1	16955	16681			0 0
	Subtotal:	153	15337	15210	10	6372	12 15107 18 12842 67 12714
	Passenger Total:	1650	12060	11955	97	6497	176 9824 155 11114 843 9652
MPVS							
AMC/EAGLE	EAGLE SW	1	10701	10483			0 0
CHEVROLET TRUCK	10 PICKUP 1/2T	198	11861	11802	1	14633	6 6224 10 10535 32 10197
	10 PICKUP 1/2T 4X4	54	13819	13759	1	737	2 9161 4 8142
	20 PICKUP 3/4T	22	12093	12033			1 2156 2 1134
	20 PICKUP 3/4T 4X4	9	16627	16584			2 22118
	30 CHASSIS CAB 1T	1		13673			0 0
	30 CREW C P/U 1T	2	24093	24011			0 0
	30 CREW C P/U 1T 4X4	1	20307	20088			0 0
	30 PICKUP 1T	4	16937	16827			0 0
	ASTRO CARGO VAN	4	15893	15839	1	15178	1 17510 2 16344
	ASTRO VAN	4	12471	12444		1 551	1 551
	BLAZER 1/2T 4X4	37	15472	15386		2 21571	4 13273 8 14609
	CHEVYVAN 3/4T	16	13529	13430		2 25780	7 10087
	EL CAMINO	4	14100	14045			2 15786 2 15786
	S10 BLAZER	9	13907	13864	1	14627	3 14517

Table C 10. Avg. Loss Payments for Thefts of 1985 Model Year vehicles during calendar year 1985
(Expressed in 1988 dollars)

		---Paid Theft Claims with Recovery in 1985---					
Make	Series	-Paid Theft Claims-		No	No Parts	Parts	All
		No.	Avg. Actual Value	Avg. Amt. Paid	Damage	Removed	Removed
MPVS							
CHEVROLET TRUCK							
	S10 PICKUP	16	9397	9349		1 12496	4 9885
	SPORTVAN 3/4T	1	12961	12907			0 0
	SUBURBAN 1/2T	19	14962	14899			1 1783
	SUBURBAN 1/2T 4X4	3	19319	19246			0 0
	SUBURBAN 3/4T	4	19098	19043		1 17029	1 17029
	SUBURBAN 3/4T 4X4	1	24469	24414			0 0
	T10 BLAZER 4X4	25	13230	13087	1 313		3 5858
	T10 PICKUP 4X4	5	12541	12509			0 0
DATSUN/NISSAN	KING CAB P/U 4X2	13	8966	8882	1 176		2 11814
	KING CAB P/U 4X4	7	12414	12320			2 14208
	PICKUP LONG 4X2	1	12128	12018			0 0
	PICKUP LONG 4X4	2	11158	11103			2 11103
	PICKUP SHORT 4X2	12	6687	6546	2 4074	1 2174	5 3967
	PICKUP SHORT 4X4	5	11392	11141	1 13539	1 3378	2 8458
DODGE TRUCK	AD150 UTILITY	1	14884	14830			0 0
	AW150 UTILITY	3	16595	16522		1 16386	1 16386
	B150 VAN MPV	1		15676		1 15676	1 15676
	B150 VAN TRK/INC	1	16582	16527			0 0
	B250 VAN MPV	1	2369	2151			1 2151
	B250 VAN TRK/INC	4	16518	16423	1 11914		1 11914
	B350 VAN TRK/INC	1		5210			0 0
	CARAVAN WAGON	4	11724	11683			1 14062
	D100/D150 PICKUP	8	9359	9325	1 301		2 5073
	RAM50/D50 P/U SH 4X2	3	8584	8530		1 9604	1 9604
	W100/W150 PICKUP	6	12940	12867			0 0
	W250 PICKUP	1	13157	13102			0 0
	W350 PICKUP	1	15241	15186			0 0
FORD TRUCK	BRONCO	11	15513	15433		3 6452	4 9550
	BRONCO II 4X4	9	15845	15730			1 16291
	E150 ECONO CARGO VAN	18	17255	17182		1 18403	1 2991
	E150 ECONO CLUB WGN	1	19391	19282			0 0
	E250 ECONO CARGO VAN	1		14407			1 14407
	F150 PICKUP 4X2	37	12322	12255			2 5236
	F150 PICKUP 4X4	20	13533	13467		1 16331	3 12150
	F150 SUPER P/U 4X2	11	11651	11576	1 14339		2 14579
	F250 PICKUP 4X2	10	15775	15704			0 0
	F250 PICKUP 4X4	8	15677	15636		1 38	3 12606
	F250 SUPER P/U 4X2	4	17473	17418			1 17042
	F250 SUPER P/U 4X4	2	21135	21053			0 0
	F350 CREW C P/U 4X2	1	17735	17625			0 0
	RANGER PICKUP 4X2	9	7894	7779		1 8794	3 5028
	RANGER PICKUP 4X4	3	12242	12206			1 13506
GMC TRUCK	1500 PICKUP 1/2T	37	13335	13279			4 12391
	1500 PICKUP 1/2T 4X4	14	13177	13107			1 16811
	2500 PICKUP 3/4T	6	14460	14397			0 0
	2500 PICKUP 3/4T 4X4	3		15702			1 16159

Table C 10. Avg. Loss Payments for Thefts of 1985 Model Year vehicles during calendar year 1985
(Expressed in 1988 dollars)

		---Paid Theft Claims with Recovery in 1985---								
Make	Series	-Paid Theft Claims-		No	No Parts	Parts	All			
		No.	Avg. Actual Amt.	Damage	Removed	Removed	Recoveries			
		No.	Avg. Value	Avg. Amt. Paid	Avg. Amt. Paid	Avg. No. Paid	Avg. Amt. Paid	Avg. No. Paid	Avg. Amt. Paid	
MPVS										
GMC TRUCK										
	3500 CREW C P/U 1T	1	17627	17517				0	0	
	3500 PICKUP 1T	2	17616	17507				0	0	
	CABALLERO	1	12436	12327				1	12327	
	JIMMY 1/2T 4X4	3	18640	18604				0	0	
	RALLY WAGON 3/4T	1	14675	14566				0	0	
	S15 PICKUP	4	10211	10156				1	10054	
	SAFARI CARGO VAN	1	5183	5128		1	5128	1	5128	
	SUBURBAN 1/2T	3	19866	19811				1	19553	
	T15 JIMMY 4X4	2		16299				1	15534	
	VANDURA 3/4T	7	17102	17008	1	7770	1	143	1	37397
JEEP	CHEROKEE 4X2	2	14035	13980				0	0	
	CHEROKEE 4X4	18	17162	17038			1	1214	1	1214
	CJ-7 ROADSTER	20	11813	11684	1	1034		3	7293	
	WAGONEER	5	19852	19644			1	18289	1	18289
MITSUBISHI	MONTERO 4X4	1	13701	13646				0	0	
	PICKUP STD 4X2	2		7992			1	6576	1	6576
OPEL/ISUZU	P/U SH 1/2T 4X4	1		9682				0	0	
PLYMOUTH TRUCK	VOYAGER WAGON	8	8868	8786			1	15427	3	6945
SUBARU	BRAT 4X4	1		11098				1	11098	
	DL/GL SW	1		12879				0	0	
	DL/GL SW 4WD	2	12132	12104				1	12104	
	GL 4D 4WD	3	15362	15234			1	14995	1	14995
TOYOTA	4RUNNER PICKUP	7	10966	10873				0	0	
	4RUNNER WAGON	6	18117	18053				2	18559	
	CARGO VAN 4X2	1	12011	11956				0	0	
	P/U SH 1/2T 4X4	7	10506	10405			1	5899	2	3803
	P/U X CAB 1/2T 4X4	16	12757	12692	1	878	1	14416	4	12686
	P/U XTRA CAB 1/2T	11	6409	6344	3	4654		1	11457	
	PICKUP LN 1/2T 4X4	15	9297	9232				2	6972	
	PICKUP LONG 1/2T	4	4606	4470			1	197	1	1279
	PICKUP SH 1/2T 4X4	15	9979	9884	1	548	2	11669	1	2166
	PICKUP SHORT 1/2T	8	6489	6387	2	8721		2	3269	
	VAN 4X2	5	13856	13692				0	0	
VOLKSWAGEN	VANAGON	1		1129					0	
Subtotal:		905	12868	12793	21	6454	38	10405	45	10114
Totals:		2555	12347	12252	118	6490	214	9927	200	10889

+ Series subject to the Theft Prevention Standard in 1988 only.

* Series also had passive anti-theft device in 1985-1986.

Table C 11. Avg. Loss Payments for Thefts of 1984 Model Year vehicles during calendar year 1985
(Expressed in 1988 dollars)

		---Paid Theft Claims with Recovery in 1985---						
Make	Series	-Paid Theft Claims-		No	No Parts	Parts	All	
		No.	Avg. Actual Value	Avg. Amt. Paid	Damage	Removed	Removed	Recoveries
		No.	Avg. Actual Value	Avg. Amt. Paid	Avg. Amt. Paid	Avg. Amt. Paid	Avg. Amt. Paid	Avg. Amt. Paid
UNMARKED ANCESTORS PASSENGER CARS								
UNMARKED ANCESTORS PASSENGER CARS								
ALFA ROMEO	GTV6 2D	1	19792	19792				1 19792
	SPIDER CONV	1	16540	16540				0 0
AUDI	4000 2D	1	744	689	1 689			1 689
	4000 4D	4	8729	8661		1 492		2 3364
	GT COUPE 2D	1	14113	14004				0 0
BUICK	CENTURY 2D	4	8878	8687				1 131
	CENTURY 4D	15	5332	5256			4 5969	9 2874
	SKYHAWK 2D	13	7122	7012		2 4354		7 5921
	SKYHAWK 4D	5	8106	7997	1 7548			2 6817
	SKYHAWK SW	1	1604	1385	1 1385			1 1385
	SKYLARK 2D	2	4635	4607				1 564
	SKYLARK 4D	3	4202	4129		1 385		2 2026
CADILLAC	BROUGHAM 2D	5	17240	17164	1 17438	1 6023	1 22208	4 16637
	BROUGHAM 4D	18	12331	12213		2 17963	2 16955	15 10924
	CIMARRON 4D	8	10980	10754		1 1542		2 6639
	FLEETWOOD 4D	1	24458	24348			1 24348	1 24348
CHEVROLET	CAPRICE 2D	4	9729	9675			1 5608	2 8301
	CAPRICE 4D	34	7824	7748	3 7729	3 11633	5 4447	21 6970
	CAPRICE SW	7	7430	7320	1 295		1 1342	4 3403
	CAVALIER 2D	19	6393	6327	1 4410	2 8470	1 8143	13 6168
	CAVALIER 4D	15	6904	6861	1 8844	2 7749		11 6576
	CAVALIER SW	9	5606	5545	1 8965	1 7081		3 5389
	CELEBRITY 2D	3	9773	9737	1 9857			2 8445
	CELEBRITY 4D	7	6945	6844		3 4741		5 5702
	CELEBRITY SW	3	10576	10394				0 0
	CHEVETTE 2D	15	4960	4913	1 1958	1 5666		6 5157
	CHEVETTE 4D	8	4061	3951				3 726
	CITATION 2D	1	6134	6080				1 6080
	CITATION 4D	3	8093	8020		1 7580		2 5642
	IMPALA 4D	7	6243	6150			2 2555	2 2555
	MONTE CARLO 2D	137	9377	9304	3 4011	11 7713	6 9153	65 7893
CHRY/PLYM/MITS	COLT 2D	7	6809	6700	1 9411			2 7229
CHRYSLER	NEW YORKER 4D (E BOD	15	10586	10499				0 0
DATSUN/NISSAN	200SX	13	9298	9184	4 4919		1 12787	7 7147
	PULSAR 2D	10	5091	4987		2 1320		3 1027
	SENTRA 2D	7	5202	5085	1 2942			4 4301
	SENTRA 4D	14	6541	6432	2 3370	1 7463		8 5436
	SENTRA SW	7	6904	6826	3 6385	1 6769		4 6481
	STANZA 4D	5	9345	9148	1 13130		1 2745	4 8674

Table C 11. Avg. Loss Payments for Thefts of 1984 Model Year vehicles during calendar year 1985
(Expressed in 1988 dollars)

		---Paid Theft Claims with Recovery in 1985---					
Make	Series	-Paid Theft Claims-		No	No Parts	Parts	All
		No.	Avg. Actual Amt.	Damage	Removed	Removed	Recoveries
			Avg. Paid	Avg. Amt. Paid	Avg. Amt. Paid	Avg. Amt. Paid	Avg. Amt. Paid
UNMARKED ANCESTORS							
PASSENGER CARS							
DODGE	OMNI 4D	7	6398	6335		2 6892	3 5937
	OMNI/CHARGER 2D	12	6953	6871	1 7086	2 9404	2 5288 7 7349
	SHELBY CHARGER 2D	2	8734	8488		1 7449	1 7449
DODGE/MITSUBISHI	COLT 2D	4	5121	4998	2 3915		2 3915
FIAT/BERTONE	X 1/9	1	10873	10873			0 0
FORD	ESCORT 2D	25	4796	4728	2 3528	7 4362	1 2746 18 4032
	ESCORT 4D	9	6587	6550	1 4280		3 5870
	ESCORT SW	7	5870	5808		1 6540	1 4251 5 5724
	EXP 2D	9	8196	8135		2 8796	1 5976 6 7400
	FORD LTD 2D	2	12282	12200			0 0
	FORD LTD 4D	8	11768	11734		1 3496	2 9151
	FORD LTD SW	1	12768	12713			0 0
	LTD 4D	6	6289	6207	1 180	1 7645	3 2680
	LTD SW	1	368	368			1 368
	TEMPO 2D	18	5703	5612	1 1193	2 2244	7 3914
	TEMPO 4D	21	6872	6830	2 6762	2 4068	8 5695
HONDA	ACCORD 2D	4	8922	8827		2 8458	2 8458
	ACCORD 4D	28	9218	9136	3 9049	1 241	1 2012 9 6083
	ACCORD LX 2D	12	8460	8401	3 6436	1 9526	7 6920
	CIVIC CVCC 3D	5	7935	7836			1 8568
	CIVIC CVCC 4D	3	7648	7447		1 7701	2 6441
	CIVIC CVCC/CRX 2D	13	5840	5760	3 7063	2 8965	1 493 9 5768
	PRELUDE	12	12030	11934	2 11946		4 12637 6 12406
MERCURY	LYNX 2D	1	2376	2321			1 2321
	LYNX 4D	2	7666	7556			1 7970
	MARQUIS 4D	9	7733	7672	1 259		2 9556 5 6924
	MARQUIS SW	1	11201	11092			0 0
	MARQUIS/GRAND MARQUI	1	821	767			0 0
	MARQUIS/GRAND MARQUI	9	11120	11077			0 0
	MARQUIS/GRAND MARQUI	28	13197	13138			0 0
	TOPAZ 2D	2	8835	8780	1 9604		1 9604
	TOPAZ 4D	6	6784	6720	1 4761		2 5791
OLDSMOBILE	CUST. CRUISER SW	4	11385	11207			1 3931
	FIRENZA 2D	2	5200	5091			1 2444
	FIRENZA 4D	6	6419	6337		1 9687	3 6588
	OMEGA 4D	1	4661	4552			0 0
PEUGEOT	505 4D	1	12901	12682			0 0
PLYMOUTH	HORIZON 2D	11	4950	4851	1 2295	1 7185	1 4338 8 4995
	HORIZON 4D	6	6007	5906	1 1025		2 3565
PONTIAC	2000 2D CONV	1	15626	15626			0 0
	6000 2D	1	9056	9001			1 9001
	6000 4D	20	6006	5872	1 4025	4 2213	6 7534 15 5128
	6000 SW	3	9736	9700		1 10455	1 9356 2 9906
	J2000/2000 2D	13	6120	6052	2 4828	2 7562	1 7445 10 6049
	J2000/2000 4D	6	6741	6668		1 3634	3 5907
	PARISIENNE 4D	7	7927	7872		2 7839	4 6926

Table C 11. Avg. Loss Payments for Thefts of 1984 Model Year vehicles during calendar year 1985
(Expressed in 1988 dollars)

		---Paid Theft Claims with Recovery in 1985---					
Make	Series	-Paid Theft Claims-		No	No Parts	Parts	All
		No.	Avg. Actual Amt.	Damage	Removed	Removed	Recoveries
			Avg. Paid	Avg. Amt. Paid	Avg. Amt. Paid	Avg. Amt. Paid	Avg. Amt. Paid
-----	-----	-----	-----	-----	-----	-----	-----
UNMARKED ANCESTORS							
PASSENGER CARS							
PONTIAC							
	PHOENIX 2D	1	9164	9164			0 0
	T1000/1000 2D	1	3576	3576			0 0
	T1000/1000 4D	6	5866	5848		2 6866	3 7140
PORSCHE	944 COUPE	7	20913	20835			2 7626
RENAULT/EAGLE	ALLIANCE 2D	7	4996	4957	1 3035	2 4789	1 6148 5 4396
	ALLIANCE 4D	9	7442	7381			1 5945
	ENCORE 2D	6	6713	6585			1 7309 2 6456
	ENCORE 4D	3	7060	6969			1 6604 1 6604
	FUEGO 2D	5	7152	7065		1 7018	2 7942
SUBARU	HATCHBACK	1	4914	4859			0 0
TOYOTA	COROLLA TERCEL 2D	6	5231	5176	2 3826	1 1936	3 3196
	COROLLA TERCEL 4D	6	5809	5746			2 2115
	TERCEL SW 2WD	2	10108	10054	1 9825		1 9825
	TERCEL SW 4WD	8	8883	8808	2 6705	1 10754	4 6209
VOLKSWAGEN	JETTA 2D	2	7597	7187			1 6569 1 6569
	JETTA SEDAN	8	9296	9187			0 0
	QUANTUM SW	5	10284	10208		2 6994	2 6994
VOLVO	240 2D	1	12332	12332		1 12332	1 12332
	240 SW	1	17447	17447			0 0
	760/740 4D	2	19725	19396		1 21116	1 21116
	Subtotal:	871	8150	8068	63 5808	87 6765	52 7806 414 6520
MARKED ANCESTORS							
PASSENGER CARS							

BMW	318 I 2D	30	14447	14294	1 16593	5 15893	6 12946 14 13717
	325/325 E/325 ES 2D	2	2312	2176			1 1617 1 1617
	528 E 4D	3	8318	8246		2 8214	1 8309 3 8246
	533 I 4D	2	25730	25621			1 16785 1 16785
	633 CSI 2D	1	37872	37762			0 0
BUICK	ELECTRA 2D RWD	3	16485	16358			0 0
	ELECTRA 4D RWD	12	12776	12644		2 15403	1 3046 6 8972
	ELECTRA SW RWD	4	11084	10975	1 9152	1 16046	1 3760 4 10975
	LESABRE 2D	12	10140	10094			7 7951
	LESABRE 4D	28	9358	9302	2 3606	3 5460	5 8734 14 7139
	+REGAL 2D RWD	143	9266	9175	6 5354	17 8017	19 8885 79 7955
	+REGAL 4D	17	7027	6876	1 164	1 456	1 4767 7 3552
	RIVIERA 2D	47	13507	13409	3 8668	2 10829	11 9364 23 10597
CADILLAC	DEVILLE 2D RWD	44	10704	10571	5 9352	3 15153	2 12415 30 8439
	DEVILLE 4D RWD	37	13102	12964		4 9150	5 8746 20 10787
	ELDORADO 2D	68	15283	15168	3 8769	8 13488	6 20178 37 13229
	ELDORADO CONV	2	18763	18680			0 0
	SEVILLE 4D	22	16264	16132	1 11242	3 17795	10 15118

Table C 11. Avg. Loss Payments for Thefts of 1984 Model Year vehicles during calendar year 1985
(Expressed in 1988 dollars)

		---Paid Theft Claims with Recovery in 1985---					
Make	Series	-Paid Theft Claims-		No	No Parts	Parts	All
		No.	Avg. Actual Value	Avg. Amt. Paid	Damage	Removed	Removed
MARKED ANCESTORS							
PASSENGER CARS							
CHEVROLET	CAMARO	268	10506	10427	12 6569	27 8678	22 8830 133 8397
CHRYSLER	LASER 2D	18	10584	10490		2 9813	7 9574
	LEBARON 2D	2	9631	9549			1 9244
	LEBARON 2D CONV	8	6708	6606			1 55 6 6838
	LEBARON 4D	9	6400	6364	2 6995		8 5989
	NEW YORKER 4D RWD	23	10030	9938	1 2110	5 8929	11 6789
DODGE	600 2D	2	5589	5534			1 842
	600 2D CONV.	1	410	410			0 0
	600 4D	4	7434	7393			1 123 3 5801
	ARIES 2D	2	7141	7113		1 5754	1 5754
	ARIES 4D	5	4712	4635	2 282	1 8243	4 2842
	DAYTONA 2D	25	10531	10437	1 7346	7 8556	1 12485 12 9069
	DIPLOMAT 4D	1	400	400			1 400
FORD	MUSTANG	47	9242	9174	2 4626	6 8240	1 11850 16 7501
	MUSTANG CONV	3	11768	11658			1 5267 2 10897
	THUNDERBIRD 2D	34	10013	9909	4 6379	2 10676	1 12249 11 7496
LINCOLN	CONTINENTAL 4D	6	15565	15510	2 10125	2 14428	4 12276
	LINCOLN CONT. 4D	13	15012	14902	1 1541		3 9122
	MARK VII 2D	9	19777	19601	1 28654		1 28654
MAZDA	626 SEDAN	9	7792	7665	1 2526	1 14249	1 692 4 4392
	+626/MX-6 2D	6	9277	9149		2 12188	4 7183
	+GLC 2D	2	3375	3266	2 3266		2 3266
	+GLC SEDAN	7	5340	5262	1 6737	3 3432	2 7870 7 5262
MERCEDES BENZ	190 D 4D	3	15830	15721	1 2311		2 13364
	190 E 4D	6	9619	9373		2 2399	3 2170
	300 CD 2D	1	35357	35138			1 35138
	300 D 4D	4	3908	3880	2 6352		1 1953 4 3880
	300 SD 4D	8	33551	33414		1 40302	2 22244
	+380 SL CONV	4	45256	45065			0 0
	+500 SEC 2D	1	55676	55457			1 55457
	+500 SEL 4D	2	26210	26100			0 0
MERCURY	+CAPRI	6	7794	7712		1 8382	1 69 3 5771
	COUGAR 2D	27	10091	9998	1 2784	3 10742	9 8566
MITSUBISHI	TREDIA 4D	3	5512	5293			1 7717
OLDSMOBILE	98 2D RWD	3	14200	14091			2 13354
	98 4D RWD	20	10325	10246	1 4855	4 11616	1 21147 15 8440
	+CIERA 2D	3	7085	7031		1 3384	2 8275
	+CIERA 4D	24	7830	7709	1 44	2 10487	3 7638 11 6372
	+CUTLASS 2D	199	8966	8876	11 6849	19 6983	14 8429 99 7049
	+CUTLASS 4D	34	8058	7994	3 4184	2 4099	4 9046 19 6396
	+CUTLASS SW	2	2775	2611			2 2611
	DELTA-88 2D	31	11133	11059		2 8013	1 12884 11 9060
	DELTA-88 4D	35	9914	9830	3 10904	7 7291	1 12436 23 8557
	TORONADO	32	11724	11651	2 11020	5 9298	3 6459 20 9471

Table C 11. Avg. Loss Payments for Thefts of 1984 Model Year vehicles during calendar year 1985
(Expressed in 1988 dollars)

		---Paid Theft Claims with Recovery in 1985---							
Make	Series	-Paid Theft Claims-		No	No Parts	Parts	All		
		No.	Avg. Actual Amt.	Damage	Removed	Removed	Recoveries		
		No.	Avg. Actual Amt.	Avg. Amt.	Avg. Amt.	Avg. Amt.	Avg. Amt.		
		No.	Value	Paid	No. Paid	No. Paid	No. Paid	No. Paid	
MARKED ANCESTORS									
PASSENGER CARS									
PLYMOUTH	GRAN FURY 4D	1	11367	11149				0 0	
	RELIANT 2D	3	4262	4207	1	4215		2 2206	
	RELIANT 4D	2	7849	7822				1 7781	
	RELIANT SW	4	6336	6268	1	6459	1 673	3 5328	
PONTIAC	BONNEVILLE 4D	15	8208	8124			2 6353	2 7102	
	FIERO 2D	111	7463	7374	5	4238	10 8135	18 4062	
	FIREBIRD	121	10509	10408	5	8793	11 10846	8 11260	
	+GRAND PRIX	51	9740	9641	2	6285	4 11674	5 9791	
PORSCHE	911 COUPE	2	51693	50600				1 58956	
	911 TARGA/CABRIOLET	4	42532	41903				1 33447	
	928 COUPE	3	38099	36997				1 27486	
SAAB	SAAB 900 2D	1	17053	17053				1 17053	
	SAAB 900 4D	1	517	517				1 517	
SUBARU	HARDTOP/XT 2D	3	6941	6868				2 8915	
TOYOTA	CAMRY 4D	13	8335	8259	2	9901	1 8345	1 12962	
	CELICA	62	10759	10663	8	7188	13 8532	11 10372	
	COROLLA 2D	12	8376	8244	1	415	1 10277	2 5958	
	COROLLA SEDAN	20	7360	7237	4	3374	3 10461	1 3608	
VOLKSWAGEN	+RABBIT 2D	35	7094	6989	3	4631	7 2729	4 9707	
	+RABBIT CONV.	6	8528	8446				1 12969	
	+RABBIT SEDAN	6	8083	7983	1	7654	1 6208	2 6931	
	SCIROCCO	11	5290	5166	2	1170	2 6032	1 4466	
		Subtotal:	1916	10485	10386	115	6506	215 9079	177 9400
ANTI-THEFT EXEMPT									
ANCESTORS									
PASSENGER CARS									
AUDI	5000 4D	9	8167	8069			1 2824	1 9400	
BMW	*733 I 4D	1	26073	26073	1	26073		1 26073	
CHEVROLET	*CORVETTE	78	19965	19869	1	23019	8 17602	3 22029	
CHRY/PLYM/MITS	CONQUEST 2D	2	14016	13907				1 15104	
DATSUN/NISSAN	*240/260/280/300	40	16625	16527	1	11889	2 702	1 17721	
	*240/260/280/300 2+2	10	15282	15194			1 18545	3 12253	
	*810/MAXIMA SEDAN	25	12194	12058	3	11522	3 13266	14 11414	
	*810/MAXIMA WAGON	1	13762	13215				0 0	
DODGE/MITSUBISHI	CONQUEST 2D	2	6311	6065				0 0	
MAZDA	RX-7 COUPE	65	11011	10876	12	6843	9 10479	6 14002	
MITSUBISHI	STARION 2D	1	18001	17891				0 0	
OPEL/ISUZU	IMPULSE 2D	4	11465	11410				0 0	
TOYOTA	*CELICA SUPRA	45	13892	13788	5	14771	5 14660	7 13766	
	*CRESSIDA 4D	16	10713	10570	4	6968	1 15687	28 13136	
	*CRESSIDA SW	1	16057	16002				10 8876	
		Subtotal:	300	14754	14641	27	10348	30 12890	18 15199

Table C 11. Avg. Loss Payments for Thefts of 1984 Model Year vehicles during calendar year 1985
(Expressed in 1988 dollars)

		---Paid Theft Claims with Recovery in 1985---										
Make	Series	-Paid Theft Claims-			No Damage		No Parts Removed		Parts Removed		All Recoveries	
		No.	Avg. Actual Value	Avg. Amt. Paid	No.	Avg. Amt. Paid	No.	Avg. Amt. Paid	No.	Avg. Amt. Paid	No.	Avg. Amt. Paid
ANTI-THEFT EXEMPT ANCESTORS PASSENGER CARS												
Passenger Total:		3087	10241	10145	205	6797	332	8816	247	9487	1524	8162
MPVS												
AMC/EAGLE	EAGLE SW	3	12231	12158							2	12182
CHEVROLET TRUCK	10 PICKUP 1/2T	201	10082	10028	2	5681	8	6462	12	10611	47	8249
	10 PICKUP 1/2T 4X4	41	12130	12090	1	13265	3	4529	1	13837	6	8941
	20 CHASSIS C 3/4T	1	11617	11562							0	0
	20 PICKUP 3/4T	20	11944	11876			1	9664			2	10833
	20 PICKUP 3/4T 4X4	16	14369	14321							1	14581
	30 CREW C P/U 1T	4	21531	21476	1	23222					1	23222
	30 PICKUP 1T	3	14925	14906							0	0
	30 PICKUP 1T 4X4	2	18944	18752							0	0
	BLAZER 1/2T 4X4	37	13465	13390			2	1376			6	11052
	CHEVYVAN 1/2T	3	13036	12872			1	10282			2	11239
	CHEVYVAN 1T	1	12516	12461							1	12461
	CHEVYVAN 3/4T	49	16860	16793	2	14484	2	7798	4	14759	19	15124
	EL CAMINO	7	8923	8853	1	4687	1	8915			3	5737
	S10 BLAZER	14	8266	8169							5	688
	S10 PICKUP	19	8637	8542					1	9845	6	8209
	SPORTVAN 3/4T	2	14908	14880							0	0
	SUBURBAN 1/2T	13	11217	11129	1	188					4	6169
	SUBURBAN 1/2T 4X4	3	12802	12747							0	0
	SUBURBAN 3/4T 4X4	1	17918	17699							0	0
	T10 BLAZER 4X4	30	12375	12337	1	13098	4	13753	2	8757	10	12450
	T10 PICKUP 4X4	5	9214	9171			1	3465			1	3465
DATSUN/NISSAN	KING CAB P/U 4X2	5	8794	8707							2	9162
	KING CAB P/U 4X4	11	8589	8469	1	8003	1	306	1	10605	5	7194
	PICKUP LONG 4X2	1	8936	8936							0	0
	PICKUP LONG 4X4	1	12613	12559							0	0
	PICKUP SHORT 4X2	8	6418	6329	1	2995			2	7166	4	5618
	PICKUP SHORT 4X4	6	8785	8766							3	8388
DODGE TRUCK	AD150 UTILITY	3	9835	9817			1	15411			2	8829
	AW150 UTILITY	4	10344	10275							2	6506
	B150 VAN TRK/INC	9	14370	14328	1	16185	1	14712			5	13809
	B250 VAN MPV	1	12874	12655							0	0
	B250 VAN TRK/INC	13	16032	15944	1	392	3	15362			4	11619
	CARAVAN WAGON	3	13981	13872	1	13579					1	13579
	D100/D150 PICKUP	7	6771	6724			1	3239	2	541	4	3678
	D250 PICKUP	1	13241	13132							0	0
	D350 PICKUP	1	11551	11497							0	0
	MINI RAM VAN	1	1348	1238							1	1238
	RAM50/D50 P/U SH 4X2	4	4672	4645							2	5229

Table C 11. Avg. Loss Payments for Thefts of 1984 Model Year vehicles during calendar year 1985
(Expressed in 1988 dollars)

		---Paid Theft Claims with Recovery in 1985---					
		-Paid Theft Claims-		No	No Parts	Parts	All
				Damage	Removed	Removed	Recoveries
				-----	-----	-----	-----
Make	Series	No.	Avg.	Avg.	Avg.	Avg.	Avg.
			Actual	Amt.	Amt.	Amt.	Amt.
			Value	Paid	No. Paid	No. Paid	No. Paid
			-----	-----	-----	-----	-----
MPVS							
DODGE TRUCK							
	RAM50/D50 P/U SH 4X4	1	9792	9683			0 0
	RAMPAGE PICKUP	2	8858	8803			0 0
	W100/W150 PICKUP	1	11402	11402			1 11402
FORD TRUCK	BRONCO	9	10820	10753	1 737	1 183	3 1591
	BRONCO II 4X4	32	11999	11934	1 16883	3 10577	1 11220 9 10269
	E150 ECONO CARGO VAN	26	14358	14316		2 13387	1 1298 8 14489
	E150 ECONO CLUB WGN	3	13274	13165			0 0
	E250 ECONO CARGO VAN	1	12887	12887			0 0
	F150 PICKUP 4X2	42	10314	10260	1 4155	1 15274	9 8958
	F150 PICKUP 4X4	15	10292	10259	1 4068	1 129	3 3049
	F150 SUPER P/U 4X2	9	9016	8955	2 5304		1 7093 3 5900
	F250 PICKUP 4X2	8	12822	12686			2 14416
	F250 PICKUP 4X4	7	13830	13791			0 0
	F250 SUPER P/U 4X2	4	14346	14264			0 0
	F350 PICKUP 4X2	2	15234	15234			0 0
	F350 PICKUP 4X4	1	16573	16573			0 0
	RANGER PICKUP 4X2	19	6015	5980		2 6125	8 4455
	RANGER PICKUP 4X4	10	11400	11329	1 10764	1 9834	1 7985 4 10383
GMC TRUCK	1500 PICKUP 1/2T	66	10363	10308	1 6550	4 3450	4 11366 14 8120
	1500 PICKUP 1/2T 4X4	11	10467	10413		1 10413	1 2853 2 6633
	2500 PICKUP 3/4T	3	9789	9662	1 6623		1 11067 2 8845
	2500 PICKUP 3/4T 4X4	5	14227	14194			1 6051
	3500 CHASSIS CAB 1T	1	7646	7537			1 7537
	3500 PICKUP 1T	2	11463	11435			0 0
	3500 PICKUP 1T 4X4	1	15802	15693			0 0
	CABALLERO	1	5048	5048			1 5048
	JIMMY 1/2T 4X4	2	15533	15451			0 0
	RALLY WAGON 3/4T	1	6302	6192			1 6192 1 6192
	S15 JIMMY	3	11839	11785			0 0
	S15 PICKUP	7	6575	6497	2 5186		3 3505
	SUBURBAN 1/2T	3	8039	7984		1 4390	1 156 2 2273
	SUBURBAN 1/2T 4X4	1	15822	15767			0 0
	T15 JIMMY 4X4	4	11928	11846			0 0
	T15 PICKUP 4X4	1	13083	13028			1 13028 1 13028
	VANDURA 1/2T	1	7520	7520		1 7520	1 7520
	VANDURA 3/4T	12	16642	16565		2 8980	6 13593
JEEP	CHEROKEE 4X4	10	11290	11251		3 4190	4 6584
	CJ-7 ROADSTER	39	10444	10360	1 4886	1 10608	2 11594 7 8341
	J10 SHORT PICKUP	2	10987	10933		1 12900	1 12900
	SCRAMBLER	1	9011	8902			0 0
	WAGONEER	4	16605	16496			1 14140
	WAGONEER/G. WAGONEER	1	14533	14478			1 14478
MAZDA	B SER. LONG P/U 4X2	7	6883	6868			2 6875 3 7042
	B SER. STD P/U 4X2	18	5345	5239	2 7023	2 5740	2 3333 13 5353

Table C 11. Avg. Loss Payments for Thefts of 1984 Model Year vehicles during calendar year 1985
(Expressed in 1988 dollars)

		---Paid Theft Claims with Recovery in 1985---						
Make	Series	-Paid Theft Claims-		No	No Parts	Parts	All	
		No.	Avg. Actual Value	Damaged	Removed	Removed	Recoveries	
			Avg. Amt. Paid	Avg. Amt. Paid	Avg. Amt. Paid	Avg. Amt. Paid	Avg. Amt. Paid	
MPVS								
MITSUBISHI	MONTERO 4X4	1	14985	14985			0 0	
	PICKUP STD 4X2	2	8452	8452			0 0	
OPEL/ISUZU	P/U LN 1/2T 4X2	6	7083	7020			2 6684	
	P/U SH 1/2T 4X2	1	6696	6641			0 0	
PLYMOUTH TRUCK	VOYAGER WAGON	3	8136	8081	1 4704		2 9156	
SUBARU	DL/GL 4D SEDAN	6	4290	4199	1 9891	1 2490	5 2661	
	DL/GL SW	4	7928	7682		2 9216	3 7392	
	HARDTOP/XT 2D 4WD	1	112	112			0 0	
TOYOTA	4RUNNER PICKUP	1	4257	4257			1 4257	
	4RUNNER WAGON	2	16505	16205			0 0	
	CARGO VAN 4X2	1	7623	7350			1 7350	
	P/U SH 1/2T 4X4	4	9321	9157	1 480		1 480	
	P/U X CAB 1/2T 4X4	20	9670	9615		4 7937	2 9092	
	P/U XTRA CAB 1/2T	7	8998	8944			2 9204	
	PICKUP LN 1/2T 4X4	5	11544	11478	1 14773	1 11607	2 13190	
	PICKUP LONG 1/2T	17	7396	7348	2 2417	3 8691	7 6701	
	PICKUP LONG 3/4T	2	4782	4700			1 1702	
	PICKUP SH 1/2T 4X4	5	8314	8205			1 2631	
	PICKUP SHORT 1/2T	9	4297	4261	2 2896		2 6083	
	VAN 4X2	11	11181	11027	1 13657	2 8478	1 14843	
VOLKSWAGEN	VANAGON	1	14205	14150			1 14150	
Subtotal:		1062	10933	10869	37 7561	70 7941	51 8976	315 8584
Totals:		4149	10418	10330	242 6914	402 8664	298 9400	1839 8235

+ Series subject to the Theft Prevention Standard in 1988 only.

* Series also had passive anti-theft device in 1985-1986.

Table C 12. Avg. Loss Payments for Thefts of 1983 Model Year vehicles during calendar year 1985
(Expressed in 1988 dollars)

		---Paid Theft Claims with Recovery in 1985---					
Make	Series	-Paid Theft Claims-		No	No Parts	Parts	All
		No.	Avg. Actual Amt. Paid	Damage	Removed	Removed	Recoveries
				Avg. Amt. Paid	Avg. Amt. Paid	Avg. Amt. Paid	Avg. Amt. Paid
UNMARKED ANCESTORS PASSENGER CARS							
UNMARKED ANCESTORS PASSENGER CARS							
ALFA ROMEO	GTV6 2D	1	15290	15071			0 0
AMC/EAGLE	CONCORD 4D	2	6767	6713			0 0
	SPIRIT LIFTBACK	1	6043	6043			0 0
AUDI	GT COUPE 2D	1	11507	11453			1 11453
BUICK	CENTURY 2D	2	4523	4468			1 285
	CENTURY 4D	13	5925	5828	1 1625	2 4477	7 4839
	SKYHAWK 2D	6	5978	5886			1 6180
	SKYHAWK 4D	3	6843	6825			1 7453
	SKYLARK 2D	1	263	153			1 153
	SKYLARK 4D	4	6666	6612		1 7268	1 6148 4 6612
CADILLAC	BROUGHAM 2D	2	8276	8139			2 8139
	BROUGHAM 4D	23	15314	15217		4 13903	3 17143 11 12485
	CIMARRON 4D	4	6356	6274			2 847 3 4320
CHEVROLET	CAPRICE 4D	31	8609	8533	1 11156	2 9165	3 6519 14 7104
	CAPRICE SW	13	8737	8594		3 7180	3 9345 9 7997
	CAVALIER 2D	4	8497	6415	1 5689		1 8628 3 6038
	CAVALIER 4D	5	5482	5449			1 6849 4 4981
	CAVALIER SW	3	6009	5900			1 7362
	CELEBRITY 2D	5	6327	6185			0 0
	CELEBRITY 4D	11	7108	7009		1 7821	6 6031
	CHEVETTE 2D	16	4667	4612		2 3685	7 3726
	CHEVETTE 4D	11	4781	4677	1 328	2 5494	4 4240
	CITATION 2D	1	5797	5688			0 0
	CITATION 4D	6	5876	5831	1 7495	2 4038	6 5831
	IMPALA 4D	5	8272	8152			1 7438 1 7438
	MALIBU 4D	6	8193	8130			1 6731
	MALIBU SW	3	6004	5877			0 0
	MONTE CARLO 2D	59	6781	6691	1 8911	11 4629	4 5557 31 4930
CHRY/PLYM/MITS	COLT 2D	3	5160	5087		1 4346	2 5318
	SAPORO 2D	3	5650	5595			0 0
CHRYSLER	CORDOBA	1	10553	10498			0 0
	E CLASS 4D	2	5892	5783			1 2137
	NEW YORKER 4D (E BOD)	4	8216	8175	1 4530	1 9380	1 10332 3 8080
DATSUN/NISSAN	200SX	8	7992	7807		3 6012	1 8856 5 7205
	PULSAR 2D	13	6784	6616	2 3623	1 7137	2 4649 8 6286
	PULSAR 4D	1	6909	6909			0 0
	SENTRA 2D	16	5642	5539	1 6029	5 4414	1 6596 12 5376
	SENTRA 4D	8	5275	5172	1 3007	2 4257	6 4714
	SENTRA SW	2	4136	4054			1 6465
	STANZA 2D	3	5191	5046			1 33 2 4004
	STANZA 4D	2	6494	6385		1 6165	1 6165

Table C 12. Avg. Loss Payments for Thefts of 1983 Model Year vehicles during calendar year 1985
(Expressed in 1988 dollars)

---Paid Theft Claims with Recovery in 1985---

Make	Series	-Paid Theft Claims-		No Damage		No Parts Removed		Parts Removed		All Recoveries		
		No.	Avg. Actual Value	Avg. Amt. Paid	No.	Avg. Amt. Paid	No.	Avg. Amt. Paid	No.	Avg. Amt. Paid	No.	Avg. Amt. Paid
UNMARKED ANCESTORS PASSENGER CARS												
DODGE	400 2D CONV.	2	5907	5853						2	5853	
	400 4D	1	668	614	1	614				1	614	
	MIRADA 2D	2	4249	4167						1	7676	
	OMNI 4D	2	5328	5219			1	4295		1	4295	
	OMNI/CHARGER 2D	4	5362	5321					1	771	1	771
DODGE/MITSUBISHI	CHALLENGER	4	8024	7805			2	7515		2	7515	
	COLT 2D	1	3429	3210			1	3210		1	3210	
	COLT 4D	2	2659	2604	1	422				1	422	
FORD	ESCORT 2D	21	4530	4439			3	4539		10	3768	
	ESCORT 4D	10	4843	4793			5	5391		7	4172	
	ESCORT SW	7	5507	5453					1	5752	3	4516
	EXP 2D	3	4389	4298	1	5992				2	3475	
	FAIRMONT FUTURA 2D	1	389	280						0	0	
	FAIRMONT FUTURA 4D	3	2252	2215	1	263	1	6200		3	2215	
	FORD LTD 2D	2	6855	6746						1	10418	
	FORD LTD 4D	4	11279	11224	1	11440	1	12131		3	11436	
	FORD LTD SW	1	575	521						0	0	
	LTD 4D	6	6768	6667			2	4469		3	5731	
	LTD SW	1	9517	9517	1	9517				1	9517	
GM OF CANADA	PARISIENNE 4D	4	9699	9589					1	9263	2	10116
HONDA	ACCORD 2D	2	1766	1657					2	1657	2	1657
	ACCORD 4D	18	6758	6572			5	7155		12	6351	
	ACCORD LX 2D	7	9490	9279			2	8601	1	8531	4	8997
	CIVIC CVCC 3D	7	5158	5056	1	7009	1	1617	1	3194	4	4165
	CIVIC CVCC 4D	2	2750	2668	1	4769				1	4769	
	CIVIC CVCC SW	1	6891	6891						0	0	
	PRELUDE	5	10491	10327			2	9351		3	9649	
MERCURY	LN7 2D	2	7176	7149						0	0	
	LYNX 2D	5	5483	5440						2	5286	
	LYNX 4D	3	6205	5932	1	6090				1	6090	
	LYNX SW	2	6447	6420						0	0	
	MARQUIS 4D	1	7778	7560						0	0	
	MARQUIS/GRAND MARQUI	4	10325	10284						0	0	
	MARQUIS/GRAND MARQUI	2	11760	11705						0	0	
	MARQUIS/GRAND MARQUI	1	12000	11945						1	11945	
OLDSMOBILE	CUST. CRUISER SW	3	11557	11411			2	10444		2	10444	
	FIRENZA 2D	2	5451	5397						2	5397	
	FIRENZA 4D	2	2547	2519	1	46				2	2519	
	FIRENZA SW	1	7420	7365						0	0	
	OMEGA 4D	1	7650	7650						1	7650	
OPEL/ISUZU	I-MARK 4D RWD	2	4584	4475						1	920	
PEUGEOT	505 4D	1	13402	13402						0	0	
PLYMOUTH	HORIZON 2D	6	5955	5855	1	4815	1	6338		2	5577	
	HORIZON 4D	6	4215	4124	2	2035	2	4485		4	3260	

Table C 12. Avg. Loss Payments for Thefts of 1983 Model Year vehicles during calendar year 1985
(Expressed in 1988 dollars)

		---Paid Theft Claims with Recovery in 1985---										
Make	Series	-Paid Theft Claims-			No Damage		No Parts Removed		Parts Removed		All Recoveries	
		No.	Avg. Actual Value	Avg. Amt. Paid	No. Paid	Avg. Amt. Paid	No. Paid	Avg. Amt. Paid	No. Paid	Avg. Amt. Paid	No. Paid	Avg. Amt. Paid
UNMARKED ANCESTORS PASSENGER CARS												
PONTIAC	6000 2D	2	9420	9365							1	8830
	6000 4D	10	6690	6592				2	8502		6	5603
	J2000/2000 2D	5	6880	6825							1	7733
	J2000/2000 4D	4	5711	5602	1	317	3	7363			4	5602
	PHOENIX 2D	1	6454	6454							0	0
	PHOENIX 4D	1	7974	7865							0	0
	T1000/1000 2D	2	5384	5384							0	0
	T1000/1000 4D	2	3150	3150			1	4167			2	3150
PORSCHE	944 COUPE	8	23162	22861	1	21463					1	21463
RENAULT/EAGLE	181 4D	2	6138	6084							1	5584
	ALLIANCE 2D	7	5778	5622			4	5659			5	5411
	ALLIANCE 4D	16	5751	5680	1	672	3	5845	1	6038	7	5168
	FUEGO 2D	9	7819	7625	1	3832					3	7013
TOYOTA	COROLLA TERCEL 2D	11	5934	5844					2	6419	3	4336
	COROLLA TERCEL 4D	1	7204	7204							0	0
	TERCEL SW 4WD	3	6648	6593							2	5465
VOLKSWAGEN	JETTA 2D	2	7319	7209							0	0
	JETTA SEDAN	1	5080	4971	1	4971					1	4971
	QUANTUM 4D	3	8720	8611	1	3985	1	10243			2	7114
VOLVO	240 4D	1	14192	13973							1	13973
	240 SW	1	6071	6071	1	6071					1	6071
	760/740 4D	2	17207	17152							1	17503
	Subtotal:	569	7165	7065	31	4915	87	6311	38	6631	291	6019
MARKED ANCESTORS PASSENGER CARS												
BMW	320 I 2D	12	12139	11902	2	10104			1	1092	4	6331
	528 E 4D	4	17879	17687	1	2399			1	22370	2	12384
	533 I 4D	2	12381	12272							0	0
BUICK	ELECTRA 2D RWD	3	12745	12672			1	11396			2	12905
	ELECTRA 4D RWD	31	10878	10805			3	7780	4	11620	17	8578
	ELECTRA SW RWD	3	2438	2402					1	27	3	2402
	LESABRE 2D	10	8838	8690			2	6692			6	7482
	LESABRE 4D	14	6515	6437			2	1167	3	6225	10	4859
	LESABRE SW	1	739	685							1	685
	+REGAL 2D RWD	88	7611	7530	4	4422	12	7550	11	6515	47	6102
	+REGAL 4D	21	7107	6872	1	3338	3	8811	1	9974	12	5903
	+REGAL SW	1	735	735							1	735
	RIVIERA 2D	40	10199	10121	2	4363	7	6675	2	8092	26	8260
CADILLAC	DEVILLE 2D RWD	44	11489	11370	1	2503	5	10934	2	15265	20	8013
	DEVILLE 4D RWD	39	9396	9300	9	5304	3	10945	3	1802	30	8461
	ELDORADO 2D	76	15320	15196	3	11697	13	13593	4	13038	37	12108
	SEVILLE 4D	17	16849	16652			2	20973	2	9619	7	15940

Table C 12. Avg. Loss Payments for Thefts of 1983 Model Year vehicles during calendar year 1985
(Expressed in 1988 dollars)

		---Paid Theft Claims with Recovery in 1985---										
Make	Series	-Paid Theft Claims-		No	No Parts	Parts	All					
		No.	Avg. Actual Value	Damage	Removed	Removed	Recoveries					
			Avg. Amt. Paid	Avg. Amt. Paid	Avg. Amt. Paid	Avg. Amt. Paid	Avg. Amt. Paid					
		No.	Value	No.	No.	No.	No.					
MARKED ANCESTORS PASSENGER CARS												
CHEVROLET	CAMARO	138	8368	8282	8	5239	9	5667	13	6964	69	6576
CHRYSLER	LEBARON 2D	3	5500	5317	1	1263	1	8453			3	5317
	LEBARON 4D	1	2314	2314							1	2314
DODGE	NEW YORKER 4D RWD	18	7473	7413	1	7548			2	13519	9	6998
	ARIES 2D	2	7119	7119	1	5593					1	5593
	ARIES 4D	3	5122	5013	1	4549	1	7011			2	5780
FORD	ARIES SW	2	5033	4923	1	1483					1	1483
	MUSTANG	23	7259	7169			2	6018			5	6953
JAGUAR	MUSTANG CONV	3	11083	11010							0	0
	THUNDERBIRD 2D	19	7633	7552	1	928	3	9967	1	7025	7	7713
	XJ6	3	23828	23791	1	11465					2	18952
LINCOLN	CONTINENTAL 4D	2	18237	17936			1	16470			1	16470
	LINCOLN CONT. 4D	5	15200	15146	1	14758	1	16807			3	15322
MAZDA	MARK VI 2D	2	17481	17426			1	17103	1	17749	2	17426
	MARK VI 4D	5	4954	4888	2	695					5	4888
	626 SEDAN	2	4937	4909							1	9663
	+626/MX-6 2D	1	2444	1897	1	1897					1	1897
MERCEDES BENZ	+GLC 2D	3	6797	6724			1	6362			2	6568
	+GLC WAGON	1	1615	1341			1	1341			1	1341
	240 D 4D	1	23549	23439							0	0
	300 CD 2D	1	306	197							1	197
	300 D 4D	4	26144	26021							0	0
	300 SD 4D	2	15020	14408							0	0
	+380 SEC 2D	2	23217	23026	1	219					1	219
+380 SEL 4D	2	21894	21839							1	3300	
MERCURY	+CAPRI	7	7744	7689			1	9812			4	7241
	COUGAR 2D	15	8204	8058	1	10338					6	6562
MITSUBISHI OLDSMOBILE	CORDIA 2D	1	5967	5912							1	5912
	98 2D RWD	8	12864	12748			1	13857			2	11422
	98 4D RWD	30	9070	8985	1	4615	2	5638	4	12386	19	7035
	+CIERA 2D	10	8612	8371			2	5671	2	8946	4	7308
	+CIERA 4D	16	6437	6320	3	2143	2	4783	2	4259	10	5036
	+CUTLASS 2D	108	8054	7979	3	7287	10	5377	14	7557	61	6824
	+CUTLASS 4D	13	5952	5876	1	1851	4	7335	1	1437	7	4762
	DELTA-88 2D	23	8466	8378			2	6426	3	10069	14	7674
	DELTA-88 4D	28	8529	8449	2	8576	3	7580			16	7358
	TORONADO	18	11301	11243			3	13647	1	2352	13	10536
PLYMOUTH	RELIANT 2D	4	5416	5334							2	5462
	RELIANT 4D	3	4779	4706			1	6801			2	3674
PONTIAC	BONNEVILLE 4D	26	6656	6595			1	487	3	4760	12	4392
	BONNEVILLE SW	1	9134	9134							1	9134
	FIREBIRD	48	9351	9261	2	12734	3	10249	4	3276	16	6998
	+GRAND PRIX	71	7445	7365	3	6663	4	6761	11	7619	41	6002

Table C 12. Avg. Loss Payments for Thefts of 1983 Model Year vehicles during calendar year 1985
(Expressed in 1988 dollars)

		---Paid Theft Claims with Recovery in 1985---					
Make	Series	-Paid Theft Claims-		No	No Parts	Parts	All
		No.	Avg. Actual Value	Damage	Removed	Removed	Recoveries
			Avg. Amt. Paid	Avg. Amt. Paid	Avg. Amt. Paid	Avg. Amt. Paid	Avg. Amt. Paid
MARKED ANCESTORS PASSENGER CARS							
PORSCHE	911 COUPE	2	37218	36124		1 36685	1 36685
	911 TARGA/CABRIOLET	5	34779	34310		1 38285	2 37453
SAAB	SAAB 900 2D	3	14708	14525			0 0
	SAAB 900 4D	4	6793	6711		2 6711	2 6711
SUBARU	HARDTOP/XT 2D	2	1187	1051		1 1653	2 1051
TOYOTA	CAMRY 4D	3	7351	7241	1 6222		2 5736
	CELICA	58	7487	7394	8 5947	12 8995	14 5594
	COROLLA 2D	24	4850	4752	2 4509	3 4756	3 4903
	COROLLA SEDAN	9	4658	4585	2 3923		1 3881
	COROLLA SW	4	5035	4952	1 1007		3 3745
	+STARLET LIFTBACK	3	2482	2318	1 16	2 3468	3 2318
VOLKSWAGEN	+RABBIT 2D	10	4721	4693		2 8236	3 3736
	+RABBIT CONV.	4	5775	5638			3 3908
	+RABBIT SEDAN	2	6935	6853			2 6853
	SCIROCCO	1	10584	10365			0 0
	Subtotal:	1218	9164	9063	74 5542	133 8381	122 7866
ANTI-THEFT EXEMPT ANCESTORS PASSENGER CARS							
AUDI	5000 4D	4	14515	14378		1 13096	1 13096
BMW	*733 I 4D	3	31538	31465			0 0
DATSUN/NISSAN	*240/260/280/300	35	13563	13459	4 13218	1 14039	7 12407
	*240/260/280/300 2+2	8	13880	13846		2 8761	1 15301
	*810/MAXIMA SEDAN	14	7790	7634	2 954	2 6883	7 3170
MAZDA	RX-7 COUPE	73	9167	9047	7 8390	11 10217	12 8066
MINI	STARION 2D	4	12395	12340			0 0
OPEL/ISUZU	IMPULSE 2D	1	9732	9677			1 9677
TOYOTA	*CELICA SUPRA	27	11474	11366	4 9062	5 7271	5 13255
	*CRESSIDA 4D	16	8692	8538	5 1785	1 13641	1 15442
	*CRESSIDA SW	1	7479	7260	1 7260		1 7260
	Subtotal:	186	10926	10811	23 7215	23 9600	20 10174
	Passenger Total:	1973	8753	8651	128 5690	243 7755	180 7861
MPVS							
AMC/EAGLE	EAGLE 50 LIFTBACK	1	5921	5921			0 0
	EAGLE SW	5	8494	8330		2 6907	3 7624

Table C 12. Avg. Loss Payments for Thefts of 1983 Model Year vehicles during calendar year 1985
(Expressed in 1988 dollars)

		---Paid Theft Claims with Recovery in 1985---							
Make	Series	-Paid Theft Claims-		No	No Parts	Parts	All		
		No.	Avg. Actual Value	Avg. Amt. Paid	Damage	Removed	Removed	Recoveries	
		No.	Avg. Actual Value	Avg. Amt. Paid	Avg. Amt. Paid	Avg. No. Paid	Avg. Amt. Paid	Avg. No. Paid	Avg. Amt. Paid
MPVS									
CHEVROLET TRUCK	10 PICKUP 1/2T	103	9444	9394	1 10901	1 11364	7 9820	23 9066	
	10 PICKUP 1/2T 4X4	17	11649	11585			1 11013	2 10821	
	20 PICKUP 3/4T	8	10357	10309				0 0	
	20 PICKUP 3/4T 4X4	1	10128	10128				0 0	
	30 CHASSIS CAB 1T	1	12830	12721				0 0	
	30 PICKUP 1T	1	14423	14368				0 0	
	30 PICKUP 1T 4X4	1	15498	15389				0 0	
	BLAZER 1/2T 4X4	14	11024	10922			1 13744	6 7419	
	CHEVYVAN 1/2T	1	4669	4614				1 4614	
	CHEVYVAN 1T	1	10495	10495				0 0	
	CHEVYVAN 3/4T	15	13480	13388	1 12343		1 515	7 9624	
	EL CAMINO	5	6908	6864	1 531			3 5132	
	S10 BLAZER	2	10092	10092				0 0	
	S10 PICKUP	17	6171	6116				5 4451	
	SPORTVAN 3/4T	4	9864	9823				1 407	
	SUBURBAN 1/2T	4	11166	11112				1 459	
	SUBURBAN 1/2T 4X4	1	15157	15047				0 0	
	SUBURBAN 3/4T	1	19135	19026				0 0	
	SUBURBAN 3/4T 4X4	2	8318	8236	2 8236			2 8236	
	T10 BLAZER 4X4	17	10633	10569		1 10200		3 9077	
T10 PICKUP 4X4	2	11405	11378			1 12507	1 12507		
DATSUN/NISSAN	KING CAB P/U 4X4	2	7744	7689				0 0	
	PICKUP LONG 4X4	1	8543	8488				0 0	
	PICKUP SHORT 4X2	6	4477	4340	2 3849			4 3110	
	PICKUP SHORT 4X4	2	8268	8104				1 4953	
DODGE TRUCK	AW150 UTILITY	1	10816	10761				1 10761	
	B150 VAN MPV	2	6572	6435				1 2503	
	B150 VAN TRK/INC	3	7123	6996				2 4871	
	B250 VAN TRK/INC	6	11695	11540		1 4821	1 18825	3 11668	
	D100/D150 PICKUP	10	7155	7078		1 5741	1 1352	2 3546	
	D350 PICKUP	1	13934	13934				1 13934	
	RAM50/D50 P/U SH 4X2	1	8249	8249				0 0	
	RAM50/D50 P/U SH 4X4	1	8341	8286				0 0	
FORD TRUCK	BRONCO	12	12216	12194		1 12540		3 11500	
	E100 ECONO CARGO VAN	2	455	372				2 372	
	E150 ECONO CARGO VAN	13	15073	15031		2 18861	1 14380	7 14412	
	E150 ECONO CLUB WGN	2	13098	13043		1 15588		2 13043	
	E350 ECONO CARGO VAN	1	11219	11109				0 0	
	F100 PICKUP 4X2	8	9462	9387			1 9172	2 8928	
	F150 PICKUP 4X2	13	8534	8458		1 1448	1 8351	6 6893	
	F150 PICKUP 4X4	10	9333	9246		1 487		1 487	
	F150 SUPER P/U 4X2	1	8808	8698				0 0	
	F250 PICKUP 4X2	4	8990	8908				1 5756	
	F250 PICKUP 4X4	3	11284	11211				1 12781	
	F250 SUPER P/U 4X2	1	11006	10897				0 0	
	F250 SUPER P/U 4X4	2	10556	10474				0 0	
F350 PICKUP 4X2	2	11041	10932				0 0		

Table C 12. Avg. Loss Payments for Thefts of 1983 Model Year vehicles during calendar year 1985
(Expressed in 1988 dollars)

		---Paid Theft Claims with Recovery in 1985---					
Make	Series	-Paid Theft Claims-		No	No Parts	Parts	All
		No.	Avg. Actual Value	Damage	Removed	Removed	Recoveries
			Avg. Amt. Paid	Avg. Amt. Paid	Avg. Amt. Paid	Avg. Amt. Paid	Avg. Amt. Paid
MPVS							
FORD TRUCK	RANGER PICKUP 4X2	17	6146	6111		4 5581	9 5096
	RANGER PICKUP 4X4	1	8095	8040			0 0
GMC TRUCK	1500 PICKUP 1/2T	22	9421	9364			2 6774
	1500 PICKUP 1/2T 4X4	4	10880	10839			0 0
	2500 PICKUP 3/4T	2	10627	10627			0 0
	3500 CHASSIS CAB 1T	1	14840	14840			0 0
	3500 PICKUP 1T	1	10250	10140			0 0
	3500 PICKUP 1T 4X4	1	16640	16585			1 16585
	JIMMY 1/2T 4X4	3	13560	13505			1 14017
	S15 JIMMY	1	10744	10635			1 10635
	SUBURBAN 1/2T	3	12338	12265			1 15331
	SUBURBAN 3/4T	1	12014	12014			0 0
	T15 JIMMY 4X4	1	760	760			1 760
	T15 PICKUP 4X4	1	7876	7766			1 7766
	VANDURA 1/2T	1	8580	8033			1 8033
	VANDURA 3/4T	7	13267	13220			2 5084
JEEP	CJ-7 ROADSTER	30	9291	9195		3 7504	3 10194
	DJ5/CJ5 ROADSTER	2	6373	6373			0 0
	WAGONEER/G. WAGONEER	5	14797	14753	1 12645		1 12645
MAZDA	B SER. LONG P/U 4X2	3	3635	3562	1 5108		1 5108
	B SER. STD P/U 4X2	4	4002	3975		1 5136	2 2776
MITSUBISHI	PICKUP STD 4X4	1	9829	9829			0 0
OPEL/ISUZU	P/U SH 1/2T 4X4	3	5124	5088			0 0
PLYMOUTH TRUCK	SCAMP PICKUP	1	6869	6760			0 0
SUBARU	BRAT 4X4	1	8294	8239			1 8239
	DL/GL 4D SEDAN	5	7382	7327		1 8285	1 4777
	DL/GL SW	4	7125	7084		2 6405	3 6867
	DL/GL SW 4WD	2	5313	5286			1 2559
TOYOTA	P/U SH 1/2T 4X4	12	9396	9337		2 9309	3 9114
	PICKUP LN 1/2T 4X4	13	7911	7856	1 10637	1 65	2 1144
	PICKUP LONG 1/2T	10	6248	6199	5 5701		1 6173
	PICKUP LONG 3/4T	1	2242	2188			0 0
	PICKUP SH 1/2T 4X4	5	9878	9834		1 8747	1 8747
	PICKUP SHORT 1/2T	5	5268	5181			0 0
VOLKSWAGEN	RABBIT PICKUP	1	6700	6645			0 0
	VANAGON CAMPER	2	12833	12779			0 0
	Subtotal:	511	9467	9402	15 6989	27 7860	28 7939
	Totals:	2484	8900	8806	143 5827	270 7766	208 7872

+ Series subject to the Theft Prevention Standard in 1988 only.

* Series also had passive anti-theft device in 1985-1986.

Table C 13. Avg. Loss Payments for Thefts of 1986 Model Year vehicles during calendar year 1986
(Expressed in 1988 dollars)

---Paid Theft Claims with Recovery in 1986---

Make	Series	-Paid Theft Claims-		No	No Parts	Parts	All
		No.	Avg. Actual Amt.	Damage	Removed	Removed	Recoveries
			Avg. Paid	Avg. Amt. Paid	Avg. Amt. Paid	Avg. Amt. Paid	Avg. Amt. Paid
UNMARKED ANCESTORS PASSENGER CARS							
UNMARKED ANCESTORS PASSENGER CARS							
ACURA	INTEGRA 4D	1	6890	6680		1 6680	1 6680
AUDI	4000 4D	3	10353	10073			1 15132
BUICK	CENTURY 2D	1	11544	11492			0 0
	CENTURY 4D	23	9743	9640	1 1122	9 7696	3 9133
	CENTURY SW	2	12793	12426		1 10636	1 10636
	SKYHAWK 2D	2	8910	8648		1 5449	1 5449
	SKYHAWK 4D	2	5324	5219	1 245		1 10192
	SKYLARK 4D	3	8610	8575	1 14568	2 5578	3 8575
	SOMERSET 2D	5	5233	5012	2 2497		2 6949
CADILLAC	BROUGHAM 4D	22	16604	16423	1 23217	10 13274	5 15717
	CIMARRON 4D	2	3427	3322		2 3322	2 3322
CHEVROLET	CAPRICE 2D	2	7478	7216		1 3507	1 3507
	CAPRICE 4D	47	9802	9682	3 14540	10 5408	11 10261
	CAPRICE SW	8	10492	10446		5 7140	2 16211
	CAVALIER 2D	23	8498	8429	1 387	12 7615	13 7059
	CAVALIER 4D	5	6218	6113	1 425	1 11171	2 5798
	CAVALIER CONV	1	16797	16797		1 16797	1 16797
	CAVALIER SW	1	10698	10698			1 10698
	CELEBRITY 2D	5	6787	6693		2 3628	3 2922
	CELEBRITY 4D	21	8109	8034	3 6292	10 5745	2 9559
	CELEBRITY SW	3	8094	7797		1 852	1 11254
	CHEVETTE 2D	4	4553	4514	1 269	1 6442	2 3355
	CHEVETTE 4D	1	8270	8270		1 8270	1 8270
	MONTE CARLO 2D	130	11621	11519	8 11256	37 8025	25 11645
	SPECTRUM 2D	1	8094	7884			0 0
	SPECTRUM 4D	9	4895	4784	3 1077	1 10798	1 38
	SPRINT 2D	4	5002	4976		2 6158	2 6158
	SPRINT 4D	3	6330	6312		1 7980	1 7980
CHRY/PLYM/MITS	COLT 2D	1	6092	6039			0 0
	COLT 4D	1	1151	1098		1 1098	1 1098
CHRYSLER	NEW YORKER 4D (E BOD	3	17196	17108			0 0
DATSUN/NISSAN	200SX	7	9631	9503		2 5011	1 13369
	PULSAR 2D	7	3712	3614	1 877	6 4071	7 3614
	SENTRA 2D	9	7741	7647		4 6451	5 6733
	SENTRA 4D	9	6132	6004	2 5269	3 2474	5 3592
	STANZA 4D	2	9085	8980		2 8980	2 8980
	STANZA SW	1	13764	13554			0 0
DODGE	OMNI 4D	5	7742	7689		2 5719	1 7932
	OMNI/CHARGER 2D	3	8463	8288		1 9299	1 9299
	SHELBY CHARGER 2D	2	4953	4927			0 0

Table C 13. Avg. Loss Payments for Thefts of 1986 Model Year vehicles during calendar year 1986
(Expressed in 1988 dollars)

		---Paid Theft Claims with Recovery in 1986---					
		-Paid Theft Claims-		No	No Parts	Parts	All
				Damage	Removed	Removed	Recoveries
Make	Series	No.	Avg. Actual Value	Avg. Amt. Paid	Avg. Amt. No. Paid	Avg. Amt. No. Paid	Avg. Amt. No. Paid
UNMARKED ANCESTORS							
PASSENGER CARS							
DODGE/MITSUBISHI	COLT 2D	2	8626	8626	1 10876	1 6376	2 8626
FORD	ESCORT 2D	14	5901	5785		8 4699	10 5472
	ESCORT 4D	9	5767	5680		2 4497	1 538
	ESCORT SW	1	106	54			1 54
	EXP 2D	3	6415	6363		2 4854	2 4854
	FORD LTD 4D	5	14546	14473			0 0
	FORD LTD SW	1	916	916		1 916	1 916
	LTD 4D	1	11018	10965			0 0
	LTD SW	1	726	673		1 673	1 673
	TAURUS 4D	3	9822	9700	1 250		1 250
	TEMPO 2D	3	9962	9892			0 0
	TEMPO 4D	9	8930	8808	2 22814	3 1012	1 8939
HONDA	ACCORD 4D	19	8542	8478	3 2707	6 6338	10 4701
	ACCORD LX 2D	6	8166	8034	3 3639	2 12435	5 7157
	CIVIC CVCC 3D	7	5672	5492	1 264	2 337	1 6634
	CIVIC CVCC 4D	5	5926	5810		3 1959	1 10958
	CIVIC CVCC/CRX 2D	15	8639	8545	1 8925	5 5464	6 6041
	PRELUDE	10	11156	11025		3 9823	4 8621
HYUNDAI	EXCEL 2D	1	1807	1598		1 1598	1 1598
	EXCEL 4D	9	7540	7406	1 10403	2 8524	1 8229
MAZDA	323 2D	2	7518	7465			0 0
	323 4D	5	7178	7021	2 2347	2 9975	1 10461
MERCURY	LYNX 2D	1	453	348		1 348	1 348
	LYNX 4D	2	5145	5119		1 5	1 5
	LYNX SW	1	811	758		1 758	1 758
	MARQUIS/GRAND MARQUI	27	16512	16438			1 15627
	SABLE 4D	7	9573	9461		1 210	2 7946
	TOPAZ 2D	1	10509	10457			0 0
MITSUBISHI	MIRAGE 2D	1	4628	4418		1 4418	1 4418
OLDSMOBILE	CALAIS 2D	17	7461	7371	3 6102	10 8267	1 668
	CALAIS 4D	8	7202	6972	2 6690	1 2403	2 6660
	CUST. CRUISER SW	4	9431	9117		2 9379	3 11986
	FIRENZA 2D	4	7019	6967		2 9349	1 170
	FIRENZA 4D	1	10317	10107		1 10107	1 10107
OPEL/ISUZU	I-MARK 2D FWD	1	9750	9225		1 9225	1 9225
	I-MARK 4D FWD	1	4645	4593	1 4593		1 4593
PLYMOUTH	HORIZON 2D	5	5400	5137	2 1187	2 8387	4 4787
	HORIZON 4D	3	9189	9189	1 10319	1 9361	2 9840
PONTIAC	6000 2D	1	12288	12183			1 12183
	6000 4D	26	8586	8505		14 8265	7 7457
	GRAND AM 2D	27	8753	8631	1 8172	12 5427	5 9993
	GRAND AM 4D	9	7905	7817	1 11819	4 8425	1 4070
	J2000/2000 2D	15	10158	10102	2 9639	4 10562	2 12133
	J2000/2000 4D	4	8359	8268		3 7434	1 10767
	PARISIENNE 4D	18	10974	10872	1 13234	7 7063	4 9204
	PARISIENNE SW	1	15659	15449			0 0

Table C 13. Avg. Loss Payments for Thefts of 1986 Model Year vehicles during calendar year 1986
(Expressed in 1988 dollars)

		---Paid Theft Claims with Recovery in 1986---						
Make	Series	-Paid Theft Claims-			No	No Parts	Parts	All
		No.	Avg. Value	Avg. Amt. Paid	Damage	Removed	Removed	Recoveries
					Avg. Amt. Paid	Avg. Amt. Paid	Avg. Amt. Paid	Avg. Amt. Paid
UNMARKED ANCESTORS PASSENGER CARS								
PONTIAC								
	T1000/1000 2D	2	6016	5963			1 6936	1 6936
	T1000/1000 4D	1	12457	12352				0 0
PORSCHE	944 COUPE	5	25036	24731	1 630	1 32310		3 22214
RENAULT/EAGLE	ALLIANCE 2D	2	4128	4102	1 2424			1 2424
	ALLIANCE 4D	4	9317	9199		1 9446	1 8583	2 9015
SAAB	SAAB 9000 4D	1	394	394		1 394		1 394
TOYOTA	COROLLA TERCEL 2D	4	6924	6819		1 8860		1 8860
	TERCEL SW 2WD	1	11644	11539				0 0
VOLKSWAGEN	GOLF 2D	2	10966	10809	1 11344		1 10273	2 10809
	GOLF 4D	3	6427	6234		2 5698		2 5698
	GTI 2D	4	9390	9180	1 1610	1 13929		2 7770
	JETTA SEDAN	14	7204	7062	2 4872	3 8065	1 925	6 5811
	QUANTUM 4D	3	17278	17243				0 0
VOLVO	240 4D	3	7363	7118		2 3070		2 3070
	240 SW	1	23209	23104				0 0
	760/740 4D	1	1619	1356		1 1356		1 1356
	760/740 SW	1	1925	1663		1 1663		1 1663
YUGO	YUGO 2D	7	4078	3951	1 314	1 5315		2 2815
	Subtotal:	759	9484	9374	65 6770	260 6999	92 9939	450 7721
MARKED ANCESTORS PASSENGER CARS								
ACURA	LEGEND 4D	1	1804	1280	1 1280			1 1280
BMW	325/325 E 4D	4	22247	22051	2 20520		1 23591	3 21544
	325/325 E/325 ES 2D	6	18663	18505	1 24419	1 25175		2 24797
	524 TD 4D	1	23121	23017				0 0
	528 E 4D	1	24411	24148				0 0
	535 I/535 IS 4D	1	36668	36564				1 36564
BUICK	ELECTRA 2D FWD	1	17244	17139				0 0
	ELECTRA 4D FWD	14	14152	14043	1 9837	4 7006	4 19297	9 12783
	ELECTRA SW RWD	1	19095	19095		1 19095		1 19095
	LESABRE 4D	7	9415	9370	1 232	3 5938		5 6755
	LESABRE SW	3	6428	6289		1 2748		1 2748
	+REGAL 2D RWD	91	8935	8796	12 8068	28 5235	10 12909	54 7538
	RIVIERA 2D	2	11522	11339			1 989	1 989
CADILLAC	DEVILLE 2D FWD	14	14529	14428		5 3378	1 24943	6 6972
	DEVILLE 4D FWD	35	16508	16439		7 2342	9 14178	20 10971
	ELDORADO 2D	2	31636	31558				0 0
	SEVILLE 4D	2	32283	32151	1 29942			1 29942
CAPRI/MERKUR	XR4TI 2D	1	17800	17590		1 17590		1 17590

Table C 13. Avg. Loss Payments for Thefts of 1986 Model Year vehicles during calendar year 1986
(Expressed in 1988 dollars)

		---Paid Theft Claims with Recovery in 1986---					
		-Paid Theft Claims-		No	No Parts	Parts	All
				Damage	Removed	Removed	Recoveries
				Avg.	Avg.	Avg.	Avg.
		Actual Amt.		Amt.	Amt.	Amt.	Amt.
Make	Series	No.	Value	Paid	No. Paid	No. Paid	No. Paid
MARKED ANCESTORS							
PASSENGER CARS							
CHEVROLET	CAMARO	294	12067	11955	20 8988	93 9205	61 11788 181 10313
	NOVA 4D	9	6591	6492		6 4851	7 5692
CHRYSLER	LASER 2D	3	7434	7364		1 10443	2 5334
	LEBARON 2D	1	12225	12015			0 0
	LEBARON 2D CONV	3	14776	14602		1 17688	1 17688
	LEBARON 4D	4	8469	8430			0 0
	LEBARON GTS 4D	2	14801	14669		1 11126	1 11126
	NEW YORKER 4D RWD	7	11446	11416		2 1858	2 1858
DODGE	600 2D	1	7748	7696			0 0
	600 2D CONV.	2	8745	8640		2 8640	2 8640
	ARIES 2D	2	8970	8891	1 7826		2 8891
	ARIES 4D	2	4747	4721	1 59	1 9383	2 4721
	DAYTONA 2D	4	11837	11745		1 8541	1 8541
	LANCER 4D	4	10418	10379	1 14048	2 8202	1 11062 4 10379
FORD	MUSTANG	33	10327	10208	3 4257	6 7821	3 14104 13 9033
	MUSTANG CONV	8	9704	9625		1 2437	1 2946 3 2360
	THUNDERBIRD 2D	14	12487	12405		3 8782	4 11185 8 10720
JAGUAR	XJ-S 2D	2	35902	35614			0 0
	XJ6	3	5816	5764	2 1359	1 14574	3 5764
LINCOLN	CONTINENTAL 4D	3	24362	24153		1 27388	1 27388
	LINCOLN CONT. 4D	13	16518	16341		4 19154	1 19434 5 19210
	MARK VII 2D	3	26375	26270			0 0
MAZDA	626 SEDAN	12	6049	5878	2 9738	6 3917	1 7032 10 5654
	+626/MX-6 2D	9	5774	5570	2 5673	3 5170	1 4629 8 4858
MERCEDES BENZ	190 E 4D	4	30306	30135	1 26896		1 26896
	300 E 4D	1	814	290			0 0
	420 SEL 4D	1	47880	47618			0 0
	560 SEL 4D	1	3833	3781		1 3781	1 3781
	560 SL CONV	1	1653	1548	1 1548		1 1548
MERCURY	+CAPRI	5	8640	8587		1 73	1 12072 2 6073
	COUGAR 2D	15	12561	12358	1 16140	2 8051	3 10747
MITSUBISHI	CORDIA 2D	1	8340	8340			0 0
	TREDIA 4D	2	1162	1162		2 1162	2 1162
OLDSMOBILE	98 2D FWD	1	3873	3663		1 3663	1 3663
	98 4D FWD	23	13879	13801	1 20701	9 7321	5 17379 15 11566
	+CIERA 2D	2	13466	13335		1 14100	1 14100
	+CIERA 4D	32	8719	8591	1 86	10 7252	3 10982 19 7103
	+CUTLASS 2D	94	10847	10742	3 5745	26 6364	14 10430 49 8044
	+CUTLASS 4D	18	8697	8592	1 4191	7 6934	9 6172
	+CUTLASS SW	4	10340	10222			1 2745 2 8661
	DELTA-88 2D	5	10528	10423		1 3291	2 15770 3 11610
	DELTA-88 4D	18	8765	8713	2 703	8 3963	1 15914 11 4457
PLYMOUTH	GRAN FURY 4D	1	2990	2990			1 2990
	RELIANT 4D	4	10045	10019	1 10079		1 10079

Table C 13. Avg. Loss Payments for Thefts of 1986 Model Year vehicles during calendar year 1986
(Expressed in 1988 dollars)

		---Paid Theft Claims with Recovery in 1986---							
Make	Series	-Paid Theft Claims-		No	No Parts	Parts	All		
		No.	Avg. Actual Value	Avg. Amt. Paid	Damage	Removed	Removed	Recoveries	
MARKED ANCESTORS PASSENGER CARS									
PONTIAC	BONNEVILLE 4D	12	11479	11401		1 527	3 12403	4 9434	
	FIERO 2D	44	9847	9749	4 4981	15 10018	5 11822	28 9048	
	FIREBIRD	132	12739	12625	3 5529	50 9731	22 11097	81 10261	
	*GRAND PRIX	29	10551	10350	1 12041	8 4937	4 10603	15 7683	
PORSCHE	911 COUPE	2	56398	55742			1 51695	1 51695	
	911 TARGA/CABRIOLET	2	51343	50556				0 0	
SAAB	SAAB 900 2D	2	14085	13770		1 2737		1 2737	
	SAAB 900 4D	2	7103	7025	1 1907	1 12142		2 7025	
SUBARU	HARDTOP/XT 2D	1	19535	19535		1 19535		1 19535	
	XT 2D (2 SEAT)	1	878	826			1 826	1 826	
TOYOTA	CAMRY 4D	31	8018	7848	4 1724	11 3648	3 8347	20 4694	
	CELICA	14	14087	13914	3 14004	4 10931	3 16245	11 13478	
	COROLLA 2D	10	10682	10556		3 8120	3 11084	6 9602	
	COROLLA SEDAN	16	6213	6114	1 11392	10 3781		12 4574	
	MR2	12	13523	13366	1 15128	4 12544	1 17352	7 12192	
VOLKSWAGEN	CABRIOLET CONV.	5	15476	15339		2 13956		2 13956	
	SCIROCCO	4	8949	8871				0 0	
		Subtotal:	1177	11722	11602	81 8343	366 7831	172 12340	676 9310
ANTI-THEFT EXEMPT ANCESTORS PASSENGER CARS									
AUDI	5000 4D	8	15714	15492		3 13315		3 13315	
BMW	*735 I 4D	1	40416	39891				0 0	
CHEVROLET	*CORVETTE	18	26228	25983	1 30184	3 30597	2 27482	6 29490	
	*CORVETTE CONV	2	19375	19375	1 199			1 199	
DATSUN/NISSAN	*240/260/280/300	10	17047	16942	1 669	1 16779	1 18188	3 11879	
	*240/260/280/300 2+2	2	18574	18312				0 0	
	*810/MAXIMA SEDAN	9	15006	14901	1 17357	1 3335	1 17755	4 13858	
DODGE/MITSUBISHI	CONQUEST 2D	1	5920	5920				0 0	
MAZDA	RX-7 COUPE	16	13876	13731	2 3548	6 14844	1 10298	9 11829	
MITSUBISHI	GALANT 4D	4	10678	10468		2 6588		2 6588	
	STARION 2D	2	17950	17688				0 0	
OPEL/ISUZU	IMPULSE 2D	1	10915	10915				0 0	
TOYOTA	*CELICA SUPRA	9	14543	14328		3 13813	1 13526	5 11069	
	*CRESSIDA 4D	5	11926	11779		2 908		2 908	
	*SUPRA 2D	3	20984	20684	1 20886		1 21948	2 21417	
		Subtotal:	91	17478	17298	7 10913	21 14159	7 19525	37 14264
		Passenger Total:	2027	11142	11023	153 7792	647 7702	271 11710	1163 8852

Table C 13. Avg. Loss Payments for Thefts of 1986 Model Year vehicles during calendar year 1986
(Expressed in 1988 dollars)

		---Paid Theft Claims with Recovery in 1986---						
Make	Series	-Paid Theft Claims-		No	No Parts	Parts	All	
		No.	Avg. Actual Amt.	Damage	Removed	Removed	Recoveries	
		No.	Avg. Actual Amt.	Avg. Amt.	Avg. Amt.	Avg. Amt.	Avg. Amt.	
		No.	Value	Paied	No. Paid	No. Paid	No. Paid	No. Paid
MPVS								
MPVS								
CHEVROLET TRUCK	10 PICKUP 1/2T	216	11704	11642	7 8777	14 9117	36 11499	61 10270
	10 PICKUP 1/2T 4X4	58	14443	14390	1 12511	3 10724	7 14521	11 13302
	20 PICKUP 3/4T	11	15816	15768			1 17015	1 17015
	20 PICKUP 3/4T 4X4	13	15818	15766		2 10677	1 14157	3 11837
	30 CREW C P/U 1T	5	17798	17735		1 4854		1 4854
	30 CREW C P/U 1T 4X4	2	23513	23461				0 0
	30 PICKUP 1T	1	20962	20699				0 0
	30 PICKUP 1T 4X4	1	17803	17698				0 0
	ASTRO CARGO VAN	5	10370	10328	1 2	2 14497		4 10125
	ASTRO VAN	4	8791	8726	1 47	2 10681		3 7136
	BLAZER 1/2T 4X4	15	17807	17720	1 17160	3 15448		4 15876
	CHEVYVAN 1/2T	3	10746	10536				0 0
	CHEVYVAN 3/4T	21	16151	16031		4 5461	2 22438	9 13000
	EL CAMINO	4	11998	11788		1 14966		1 14966
	S10 BLAZER	7	10335	10275		1 33		1 33
	S10 PICKUP	12	7393	7349		1 1445	1 10275	3 4497
	SPORTVAN 3/4T	2	7604	7473				0 0
	SUBURBAN 1/2T	21	14338	14260	1 15713	3 13558	6 7527	10 10155
	SUBURBAN 1/2T 4X4	2	10384	10305		1 233		1 233
	SUBURBAN 3/4T	2	19336	19231				0 0
	SUBURBAN 3/4T 4X4	2	20120	19963				0 0
	T10 BLAZER 4X4	14	12651	12557	2 8599	2 15576	3 11661	8 12490
	T10 PICKUP 4X4	1	14003	13898				0 0
DATSUN/NISSAN	KING CAB P/U 4X2	9	6775	6577	4 3002	1 11045	1 2035	6 4181
	KING CAB P/U 4X4	4	10947	10894			1 8687	1 8687
	P/U KING C 4X2	1	2330	2277				0 0
	P/U KING C 4X4	2	13112	13060			1 12937	1 12937
	P/U KING X 4X4	3	15467	15380				0 0
	P/U SHORT 4X2	5	7173	7100				0 0
	P/U SHORT 4X4	1	13517	13464			1 13464	1 13464
	PICKUP LONG 4X2	3	7861	7809		1 8617	2 7405	3 7809
	PICKUP SHORT 4X2	30	6493	6414	7 4842	10 7132	5 8035	22 6609
	PICKUP SHORT 4X4	5	12584	12520				0 0
DODGE TRUCK	B150 VAN TRK/INC	1	10906	10381				0 0
	B250 VAN TRK/INC	7	12604	12454		3 12376		3 12376
	CARAVAN WAGON	4	6295	6242		1 2447	1 6780	2 4614
	D100/D150 PICKUP	5	9459	9406		2 6933		2 6933
	MINI RAM VAN	1	3953	3900	1 3900			1 3900
	RAM50/D50 P/U SH 4X2	6	5172	5120		3 4611		4 3503
	RAM50/D50 P/U SH 4X4	2	6200	6095		1 79		1 79
	W100/W150 PICKUP	7	11442	11337	1 287			2 3098

Table C 13. Avg. Loss Payments for Thefts of 1986 Model Year vehicles during calendar year 1986
(Expressed in 1986 dollars)

		---Paid Theft Claims with Recovery in 1986---							
Make	Series	-Paid Theft Claims-		No	No Parts	Parts	All		
		No.	Avg. Actual Amt.	Damage	Removed	Removed	Recoveries		
			Avg. Paid	Avg. Amt. Paid	Avg. Amt. Paid	Avg. Amt. Paid	Avg. Amt. Paid		
MPVS									
FORD TRUCK	AEROSTAR CARGO VAN	2	14635	14556			0	0	
	AEROSTAR VAN	2	7887	7782		1 2713	1	2713	
	BRONCO	14	18045	17955		1 535	1 24180	2 12357	
	BRONCO II 4X4	12	12795	12734	1 17468	3 7984		4 10355	
	E150 ECONO CARGO VAN	15	18705	18617	1 17924	1 22089	2 14433	4 17220	
	E250 ECONO CARGO VAN	3	12694	12432				0	0
	F150 PICKUP 4X2	43	11392	11339	3 6594	4 6682	2 9542	9 7288	
	F150 PICKUP 4X4	17	12774	12712	1 17285	2 333		3 5984	
	F150 SUPER P/U 4X2	16	13569	13514	2 9188	1 14726	1 1975	5 10150	
	F250 PICKUP 4X2	11	13693	13646		2 12890	2 8508	4 10699	
	F250 PICKUP 4X4	8	15691	15672				0	0
	F250 SUPER P/U 4X2	11	16968	16901			1 15735	1 15735	
	F250 SUPER P/U 4X4	1	16266	16161				0	0
	F350 CREW C P/U 4X2	3	11449	11397	1 15240	1 831		2 8035	
	F350 PICKUP 4X2	2	20006	19954				0	0
	RANGER PICKUP 4X2	6	8475	8396				0	0
	RANGER PICKUP 4X4	10	10449	10323	1 489	1 10864		3 6809	
	RANGER SUPER P/U 4X2	6	10089	10019		1 4195	1 9074	2 6635	
	RANGER SUPER P/U 4X4	1	11644	11539				0	0
	GMC TRUCK	1500 PICKUP 1/2T	42	11645	11585	2 14324	3 13119	5 6830	10 10215
1500 PICKUP 1/2T 4X4		11	13422	13365		3 7759		3 7759	
2500 PICKUP 3/4T		3	13026	12974			1 12000	1 12000	
2500 PICKUP 3/4T 4X4		4	16688	16635			1 20188	1 20188	
3500 CREW C P/U 1T		1	20004	19951				0	0
3500 PICKUP 1T		2	17749	17723				0	0
3500 PICKUP 1T 4X4		1	16864	16759			1 16759	1 16759	
CABALLERO		1	16228	16228			1 16228	1 16228	
JIMMY 1/2T 4X4		4	18966	18900		1 19650	1 19403	2 19526	
S15 JIMMY		1	13092	13092				0	0
S15 PICKUP		1	12815	12815				0	0
SAFARI CARGO VAN		1	18488	18278				0	0
SAFARI VAN		1	13212	13003				0	0
SUBURBAN 1/2T		6	18749	18697				1 17060	
SUBURBAN 1/2T 4X4		2	13522	13496		1 8948		1 8948	
SUBURBAN 3/4T		1	18424	18371				0	0
T15 JIMMY 4X4		12	14932	14853			3 10703	3 10703	
T15 PICKUP 4X4		2	12636	12505				0	0
VANDURA 3/4T		2	26424	26424			1 29287	1 29287	
JEEP		CHEROKEE 4X2	2	10398	10345			1 13774	1 13774
	CHEROKEE 4X4	19	14232	14083		7 9853		7 9853	
	CJ-7 ROADSTER	9	11934	11800			2 12347	2 12347	
	COMANCHE 4X2 LONG	1	11283	11178		1 11178		1 11178	
	COMANCHE 4X4 LONG	4	10040	9975		1 11297	1 846	2 6071	
	WAGONEER	3	7612	7402	1 241	1 2596		2 1419	
	WAGONEER/G. WAGONEER	2	22303	22251	1 22290			2 22251	

Table C 13. Avg. Loss Payments for Thefts of 1986 Model Year vehicles during calendar year 1986
(Expressed in 1988 dollars)

		---Paid Theft Claims with Recovery in 1986---										
Make	Series	-Paid Theft Claims-			No Damage		No Parts Removed		Parts Removed		All Recoveries	
		No.	Avg. Actual Value	Avg. Amt. Paid	No.	Avg. Amt. Paid	No.	Avg. Amt. Paid	No.	Avg. Amt. Paid	No.	Avg. Amt. Paid
MPVS												
MAZDA	B SER. LONG P/U 4X2	9	6559	6471							5	6333
	B SER. STD P/U 4X2	13	6580	6495	1	3201	6	5926	2	5023	9	5422
MITSUBISHI	MONTERO 4X4	1	5115	5063			1	5063			1	5063
	PICKUP STD 4X2	2	7064	7012			1	6128			1	6128
	PICKUP STD 4X4	1	11794	11270							0	0
OPEL/ISUZU	P/U LN 1/2T 4X2	1	2818	2713			1	2713			1	2713
	P/U SH 1/2T 4X2	3	7812	7777			1	9340			1	9340
	TROOPER II 4X4	4	11051	11012			1	3498			1	3498
PLYMOUTH TRUCK	VOYAGER WAGON	2	6590	6512			1	1368	1	11656	2	6512
SUBARU	DL/GL 2D	1	2381	2381					1	2381	1	2381
	DL/GL 4D SEDAN	12	9755	9607	1	4616	2	8931	1	10507	5	9109
SUZUKI	SAMURAI 4X4	2	7177	7072	1	1795					1	1795
	SAMURAI VAN 4X4	1	189	136	1	136					1	136
TOYOTA	4RUNNER PICKUP	5	12077	12046	1	294	2	17328			3	11650
	4RUNNER WAGON	3	16903	16763			1	11801			1	11801
	CARGO VAN 4X2	4	6032	5979			1	169			3	3661
	P/U SH 1/2T 4X4	4	13161	13082					1	12173	1	12173
	P/U X CAB 1/2T 4X4	19	12602	12519	1	12066	6	10805			7	10985
	P/U X CAB LN 1/2T	2	6038	5855	1	2436					1	2436
	P/U XTRA CAB 1/2T	4	11239	11121			2	12064			2	12064
	PICKUP LN 1/2T 4X4	10	12350	12255			3	10621			3	10621
	PICKUP LONG 1/2T	4	7258	7180			3	6684			3	6684
	PICKUP SH 1/2T 4X4	28	9868	9776			7	7624	4	5699	11	6924
	PICKUP SHORT 1/2T	26	7622	7507	3	5772	6	7062	4	7348	13	6853
	VAN 4X2	5	11165	11091	1	6154	1	1026			2	3590
	Subtotal:	1005	12143	12066	52	7306	152	8701	107	10784	331	9243
	Totals:	3032	11474	11369	205	7669	799	7892	378	11448	1494	8939

+ Series subject to the Theft Prevention Standard in 1988 only.

* Series also had passive anti-theft device in 1985-1986.

Table C 14. Avg. Loss Payments for Thefts of 1985 Model Year vehicles during calendar year 1986
(Expressed in 1988 dollars)

		---Paid Theft Claims with Recovery in 1986---										
Make	Series	-Paid Theft Claims-		No Damage		No Parts Removed		Parts Removed		All Recoveries		
		No.	Avg. Actual Value	Avg. Amt. Paid	Avg. No. Paid	Avg. Amt. Paid	Avg. No. Paid	Avg. Amt. Paid	Avg. No. Paid	Avg. Amt. Paid		
UNMARKED ANCESTORS PASSENGER CARS												
UNMARKED ANCESTORS PASSENGER CARS												
ALFA ROMEO	SPIDER CONV	2	14107	13976						0	0	
AUDI	4000 4D	3	11839	11577			1	4979	1	15691	2	10335
BUICK	CENTURY 2D	1	9432	9222							0	0
	CENTURY 4D	29	7796	7706	2	5373	11	5613	7	10179	20	7187
	SKYHAWK 2D	11	7479	7355	1	7472	4	6509	1	7930	6	6906
	SKYHAWK 4D	3	5002	4862			2	3828			2	3828
	SKYLARK 4D	5	7162	6984	1	8597	3	6327	1	7343	5	6984
	SOMERSET 2D	14	7765	7660	3	586	4	8403	2	10247	9	6207
CADILLAC	BROUGHAM 2D	4	7883	7687					2	4914	2	4914
	BROUGHAM 4D	48	11555	11355	4	344	16	7885	11	13626	35	9591
	CIMARRON 4D	9	7384	7268	1	15385	4	1226	2	9890	7	5724
	FLEETWOOD/DEVILLE 4D	29	13231	13108	1	345	13	10150	2	18262	18	10658
CHEVROLET	CAPRICE 2D	2	5528	5423			2	5423			2	5423
	CAPRICE 4D	41	9697	9601	1	11660	11	8826	8	10672	22	9651
	CAPRICE SW	8	9681	9616	1	12428	2	5172	1	5804	4	7144
	CAVALIER 2D	15	6797	6699	2	3723	8	7479			10	6728
	CAVALIER 4D	17	5892	5818			5	3605	4	7240	9	5221
	CAVALIER CONV	1	1331	1279							0	0
	CAVALIER SW	5	5678	5646			1	6727			2	7336
	CELEBRITY 2D	4	8617	8512			2	8468			2	8468
	CELEBRITY 4D	21	7380	7273	1	9419	5	3406	4	6328	11	5502
	CELEBRITY SW	6	8207	8076			2	4309	1	9570	3	6063
	CHEVETTE 2D	7	5104	5089			1	6639			3	5216
	CHEVETTE 4D	3	1752	1577	1	42	1	4259			2	2150
	CITATION 2D	1	6781	6676							0	0
	CITATION 4D	2	6229	6229							0	0
	IMPALA 4D	5	7975	7797					1	8874	2	5333
MONTE CARLO 2D	139	8814	8708	7	6660	39	6525	25	8645	83	7427	
SPECTRUM 4D	6	4028	3923			4	4131			4	4131	
CHRY/PLYM/MITS	COLT 2D	6	5390	5355							1	5320
	COLT 4D	1	6419	6419							1	6419
CHRYSLER	LIMOUSINE 4D	1	811	286	1	286					1	286
	NEW YORKER 4D (E BOD)	13	11267	11187	1	4320	5	11155			8	10085
DATSUN/NISSAN	200SX	13	8669	8512	3	7480	3	3907			7	6593
	PULSAR 2D	11	6524	6390	1	721	3	7454			4	5770
	SENTRA 2D	18	5949	5801	1	597	8	6047			9	5441
	SENTRA 4D	18	5127	5019	1	1099	7	4235	1	8389	10	3979
	SENTRA SW	2	5087	4929			1	1601	1	8258	2	4929
	STANZA 4D	13	7080	6991			2	7529	1	10165	5	6693

Table C 14. Avg. Loss Payments for Thefts of 1985 Model Year vehicles during calendar year 1986
(Expressed in 1988 dollars)

		---Paid Theft Claims with Recovery in 1986---					
		-Paid Theft Claims-		No	No Parts	Parts	All
				Damage	Removed	Removed	Recoveries
				Avg.	Avg.	Avg.	Avg.
				Amt.	Amt.	Amt.	Amt.
Make	Series	No.	Value	Amt. Paid	No. Paid	No. Paid	No. Paid
UNMARKED ANCESTORS							
PASSENGER CARS							
DODGE	OMNI 4D	9	5174	5098		2 4844	1 1240 4 3767
	OMNI/CHARGER 2D	10	5100	4969	1 8666	2 4016	2 3035 6 4207
	SHELBY CHARGER 2D	4	9089	8971		2 9067	2 9067
DODGE/MITSUBISHI	COLT 2D	2	6657	6605	1 6663		1 6663
	COLT 4D	3	7697	7190		2 6382	1 8805 3 7190
FORD	ESCORT 2D	42	4481	4410	4 3769	16 3001	2 6398 25 3711
	ESCORT 4D	15	5896	5829	1 6440	6 4273	4 7178 11 5526
	ESCORT SW	7	6419	6367	1 9791	3 5637	5 6517
	EXP 2D	10	6379	6321		4 5742	1 10638 6 6112
	FORD LTD 2D	9	12561	12480		2 11676	1 11218 3 11523
	FORD LTD 4D	19	12581	12532		1 12616	2 11400 3 11805
	FORD LTD SW	2	14846	14793		1 13827	1 13827
	LTD 4D	5	6925	6904	1 40	1 5756	2 2898
	LTD SW	3	7545	7457		1 3559	2 6836
	TEMPO 2D	9	4876	4800	2 1842	5 4892	7 4021
	TEMPO 4D	21	6753	6688	3 4868	7 5772	1 9863 12 6222
HONDA	ACCORD 2D	2	9541	9489		1 9459	2 9489
	ACCORD 4D	43	8513	8374	6 7290	16 6813	3 9225 26 7263
	ACCORD LX 2D	5	8621	8506	2 5954	2 10942	4 8448
	CIVIC CVCC 3D	7	5329	5224	2 2901	3 5236	5 4302
	CIVIC CVCC 4D	6	5218	5026		3 4432	4 5621
	CIVIC CVCC SW	2	8610	8452	1 9426		1 9426
	CIVIC CVCC/CRX 2D	10	6814	6709		2 4351	2 4351
	PRELUDE	30	9530	9430	8 7907	8 6908	2 11567 20 8142
MERCURY	LYNX 2D	4	6581	6489			1 6146 1 6146
	LYNX 4D	4	5571	5506			0 0
	MARQUIS 4D	4	5696	5499		2 4351	2 4351
	MARQUIS/GRAND MARQUI	50	12268	12213	1 13155	9 7604	12 8112
	TOPAZ 2D	3	7336	7231		2 6874	1 7945 3 7231
	TOPAZ 4D	6	7896	7844		4 8156	4 8156
MITSUBISHI	MIRAGE 2D	5	7986	7849		3 7734	3 7734
OLDSMOBILE	CALAIS 2D	17	8405	8306	2 6617	6 7484	3 9935 11 7995
	CUST. CRUISER SW	7	5329	5120	1 3259	3 5997	4 5313
	FIRENZA 2D	1	2412	2412			1 2412
	FIRENZA 4D	4	6501	6462		1 7607	2 4666
OPEL/ISUZU	I-MARK 2D FWD	1	9346	9241			0 0
	I-MARK 4D FWD	2	9444	9391		2 9391	2 9391
PEUGEOT	505 4D	5	8562	8447	1 581	3 9317	5 8447
PLYMOUTH	HORIZON 2D	11	7039	6925		3 6768	1 3830 5 6227
	HORIZON 4D	9	5133	5005	3 5184	3 4559	7 4623
PONTIAC	6000 4D	36	6981	6902		17 5501	6 9537 25 6474
	6000 SW	1	1930	1878		1 1878	1 1878
	GRAND AM 2D	24	7895	7788	1 3622	11 6244	2 10629 15 6926
	J2000/2000 2D	8	5536	5464	1 7967	3 3350	4 4504
	J2000/2000 4D	9	3930	3825	1 529	4 3104	5 2589
	PARISIENNE 4D	19	7687	7593	1 1559	6 5184	6 8249 14 5872

Table C 14. Avg. Loss Payments for Thefts of 1985 Model Year vehicles during calendar year 1986
(Expressed in 1988 dollars)

		---Paid Theft Claims with Recovery in 1986---										
Make	Series	-Paid Theft Claims-			No Damage		No Parts Removed		Parts Removed		All Recoveries	
		No.	Avg. Actual Value	Avg. Amt. Paid	No. Paid	Avg. Amt. Paid	No. Paid	Avg. Amt. Paid	No. Paid	Avg. Amt. Paid	No. Paid	Avg. Amt. Paid
UNMARKED ANCESTORS PASSENGER CARS												
PONTIAC												
	PARISIENNE SW	3	3408	3373				1	4854	3	3373	
	T1000/1000 2D	1	5672	5620						0	0	
	T1000/1000 4D	1	5715	5610			1	5610		1	5610	
PORSCHE	944 COUPE	4	21302	21066	1	12735				2	17112	
RENAULT/EAGLE	ALLIANCE 2D	8	4995	4844	2	4335	3	4962		5	4711	
	ALLIANCE 4D	5	5410	5242			1	2513		1	2513	
	ALLIANCE CONV	5	8081	7881			1	3153		1	3153	
	ENCORE 2D	1	6192	6087						0	0	
	ENCORE 4D	4	4926	4874	2	2825	1	6148		3	3933	
	FUEGO 2D	2	4205	4179					1	955	1	955
TOYOTA	COROLLA TERCEL 2D	6	4114	3974	1	281	2	6797	1	4349	4	4556
	COROLLA TERCEL 4D	4	5773	5721			3	5105	1	7568	4	5721
	TERCEL SW 2WD	3	2733	2681	1	134	1	7740		2	3937	
VOLKSWAGEN	GOLF 2D	9	5523	5418			3	2327	1	7511	5	3532
	GOLF 4D	3	3898	3758			1	3325		1	3325	
	GTI 2D	3	6179	6057	1	665				1	665	
	JETTA 2D	4	5412	5359			2	1275		2	1275	
	JETTA SEDAN	10	6976	6781	2	5609			3	6735	5	6284
	QUANTUM 4D	4	11553	11514						0	0	
	QUANTUM SW	1	12495	12285	1	12285				1	12285	
VOLVO	240 4D	1	2827	2775						1	2775	
	760/740 4D	8	13461	13389	1	24885	3	6436		5	13382	
Subtotal:		1132	8052	7946	91	5471	365	6203	124	9110	644	6820
MARKED ANCESTORS PASSENGER CARS												

BMW	318 I 2D	9	9567	9345	2	2661	1	13405	1	17282	5	7333
	318 I 4D	6	10003	9829			2	3713	1	16477	4	10651
	325/325 E 4D	4	16303	16238	1	140				1	140	
	325/325 E/325 ES 2D	3	13889	13767			1	19861	1	20438	2	20150
	524 TD 4D	1	1342	1237			1	1237		1	1237	
	528 E 4D	3	17310	17048	1	930			1	25676	2	13303
	535 I/535 IS 4D	2	21605	21395			1	11763		1	11763	
	635 CSI/L6 2D	2	30413	30413	1	21527				1	21527	
BUICK	ELECTRA 2D FWD	1	12588	12536						0	0	
	ELECTRA 4D FWD	28	9142	9046	2	8487	9	4236	7	11257	21	7777
	ELECTRA SW RWD	1	13586	13533	1	13533				1	13533	
	LESABRE 2D	12	10238	10067			1	11748	4	6685	7	9033
	LESABRE 4D	30	8927	8810	1	11998	13	6272	7	10451	21	7938
	LESABRE SW	1	465	412			1	412		1	412	
	+REGAL 2D RWD	124	7557	7462	9	3758	43	5561	21	8416	78	6216
	RIVIERA 2D	74	9803	9724	3	16526	27	4551	18	9415	58	7809
	RIVIERA 2D CONV	1	19826	19826						0	0	

Table C 14. Avg. Loss Payments for Thefts of 1985 Model Year vehicles during calendar year 1986
(Expressed in 1988 dollars)

		---Paid Theft Claims with Recovery in 1986---						
Make	Series	-Paid Theft Claims-			No	No Parts	Parts	All
		No.	Avg. Actual Value	Avg. Amt. Paid	Damage Amt. Paid	Removed Amt. Paid	Removed Amt. Paid	Recoveries Amt. Paid
MARKED ANCESTORS PASSENGER CARS								
CADILLAC	DEVILLE 2D FWD	20	15635	15525	1 18940	3 12542		5 11930
	DEVILLE 4D FWD	25	13231	13080	1 10422	10 8986	5 16551	17 11649
	ELDORADO 2D	119	14646	14484	2 10453	38 7949	22 15327	72 11363
	SEVILLE 4D	32	16952	16815		9 12388	5 11548	16 13277
CAPRI/MERKUR	XR4TI 2D	6	14356	14294	2 16224			2 16224
CHEVROLET	CAMARO	289	10206	10116	24 10249	95 8650	50 10560	181 9326
	NOVA 4D	2	4924	4819		1 4819		2 4819
CHRYSLER	LASER 2D	23	9755	9616	2 11820	6 9732	1 1098	10 9211
	LEBARON 2D	4	6745	6535				2 2123
	LEBARON 2D CONV	6	8841	8710		1 730	1 2887	2 1809
	LEBARON 4D	8	9489	9430		2 11270		3 7514
	LEBARON GTS 4D	9	8582	8471	2 4096	4 8217		7 7070
	NEW YORKER 4D RWD	23	11015	10944	2 7374	9 8500	2 12157	13 8889
DODGE	600 2D	2	7246	7167		1 5136		1 5136
	600 2D CONV.	4	10963	10885		2 6485	1 15200	3 9390
	ARIES 2D	3	5676	5536		2 4742		2 4742
	ARIES 4D	12	6803	6729	2 5587		2 4677	5 5861
	ARIES SW	1	70	70		1 70		1 70
	DAYTONA 2D	21	6096	5984	4 1623	7 5878	2 4346	13 4333
	DIPLOMAT 4D	5	8692	8577		2 11387	1 2957	3 8577
	LANCER 4D	8	8411	8188	1 220	2 8477		3 5725
FORD	MUSTANG	76	9479	9388	3 10824	18 8455	8 7976	32 8521
	MUSTANG CONV	4	12186	12068				1 15103
	THUNDERBIRD 2D	31	10779	10699	3 6396	8 11879		13 10721
JAGUAR	XJ-S 2D	2	36063	36010		1 33527		1 33527
	XJ6	3	21455	21298	1 88			1 88
LINCOLN	CONTINENTAL 4D	4	15201	14874		2 9695		2 9695
	LINCOLN CONT. 4D	15	14127	13939	2 622	3 7806	1 16977	6 6940
	MARK VII 2D	4	19275	19078				0 0
MASERATI	BITURBO 2D	1	25569	24499	1 24499			1 24499
MAZDA	626 SEDAN	16	8663	8512	4 9336	6 7707		12 8477
	+626/MX-6 2D	5	5559	5475	1 1046	1 87		4 3906
	+GLC 2D	2	3980	3823		2 3823		2 3823
	+GLC SEDAN	7	5247	5127	3 1801	2 8728		7 5127
MERCEDES BENZ	190 D 4D	2	21671	21513	1 21333	1 21694		2 21513
	190 E 4D	7	20977	20842		3 22755		3 22755
	300 CD 2D	2	32348	32164				1 30197
	300 D 4D	2	21741	21505	1 14462			1 14462
	300 SD 4D	4	29283	29178				0 0
	300 TD SW	6	1535	1325	3 1325	3 1325		6 1325
	380 SE 4D	7	15160	15040	2 8613	2 1644	1 461	5 4195
	+380 SL CONV	12	31973	31846	1 1983	2 27865	1 44797	5 29223
	+500 SEC 2D	1	54940	54835				0 0
	+500 SEL 4D	2	23566	23356		1 2254		1 2254

Table C 14. Avg. Loss Payments for Thefts of 1985 Model Year vehicles during calendar year 1986
(Expressed in 1988 dollars)

		---Paid Theft Claims with Recovery in 1986---											
		-Paid Theft Claims-			No	No Parts	Parts	All					
					Damage	Removed	Removed	Recoveries					
					Avg.	Avg.	Avg.	Avg.					
					Amt.	Amt.	Amt.	Amt.					
Make	Series	No.	Value	Avg. Paid	No. Paid	No. Paid	No. Paid	No. Paid	No. Paid	Avg. Amt.	Avg. Amt.		
MARKED ANCESTORS													
PASSENGER CARS													
MERCURY	+CAPRI	2	9770	9665	1	12079				1	12079		
	COUGAR 2D	33	10076	9973	3	7877	9	8858	6	11008	22	9334	
MITSUBISHI	CORDIA 2D	1	5911	5911	1	5911				1	5911		
	TREDIA 4D	2	7506	7480	2	7480				2	7480		
OLDSMOBILE	98 2D FWD	3	3443	3286	1	1086			1	174	2	630	
	98 4D FWD	38	11236	11142	1	11799	11	8388	10	10148	23	9157	
	+CIERA 2D	9	7497	7416	1	4485	2	4376			6	6093	
	+CIERA 4D	30	7898	7816	2	10181	11	6398	3	8355	21	6713	
	+CUTLASS 2D	183	7926	7818	15	5600	52	5878	23	7804	105	6392	
	+CUTLASS 4D	25	5177	5043	3	3783	9	3159	1	10762	16	3870	
	+CUTLASS SW	3	7587	7465			1	1279	1	9822	2	5550	
	DELTA-88 2D	27	10545	10432	1	3729	1	3129	4	8390	10	8103	
	DELTA-88 4D	42	8038	7921	5	4030	12	8187	13	7273	34	7488	
	TORONADO	27	8496	8420	6	5855	8	7698	4	8645	20	6797	
PLYMOUTH	CARAVELLE 4D	2	9034	8877							0	0	
	RELIANT 2D	6	6169	6116			2	5420	1	7553	4	6555	
	RELIANT 4D	5	3729	3603	2	420			1	412	3	418	
	RELIANT SW	2	8948	8660			1	8940			1	8940	
PONTIAC	BONNEVILLE 4D	13	6840	6719	4	2948	2	2926	2	9568	8	4597	
	FIERO 2D	52	8569	8460	2	11496	23	7697	5	11128	34	7899	
	FIREBIRD	148	10603	10473	13	5447	42	9248	25	10847	90	9204	
	+GRAND PRIX	62	8524	8420	1	1768	18	5894	19	8704	42	7417	
PORSCHE	911 TARGA/CABRIOLET	2	43823	43168							1	44858	
	928 COUPE	2	38622	38045							1	30437	
SAAB	SAAB 900 2D	2	10932	10748							0	0	
	SAAB 900 4D	4	7666	7562					1	1376	1	1376	
SUBARU	HARDTOP/XT 2D	3	11555	11363			1	7561			1	7561	
	XT 2D (2 SEAT)	1	11882	11777			1	11777			1	11777	
TOYOTA	CAMRY 4D	31	7035	6901	6	6487	17	5579	3	6627	29	6987	
	CELICA	69	8770	8632	4	6904	33	7601	8	9694	50	7695	
	COROLLA 2D	16	8592	8389	1	9719	4	7684	4	9637	10	8961	
	COROLLA SEDAN	26	6692	6555	4	6701	11	5553	1	8685	16	6036	
	MR2	17	9646	9526	4	8948	9	9212			15	9066	
VOLKSWAGEN	+CABRIOLET CONV.	6	6895	6772	2	2586	4	8865			6	6772	
	SCIROCCO	10	9707	9602	1	1031	4	10003	2	10891	7	8975	
		Subtotal:	2043	10124	10009	176	6984	638	7565	302	10078	1258	8329
ANTI-THEFT EXEMPT													
ANCESTORS													
PASSENGER CARS													
AUDI	5000 4D	14	14890	14662			6	13093			8	13672	
	5000 SW	1	18172	17962							0	0	

Table C 14. Avg. Loss Payments for Thefts of 1985 Model Year vehicles during calendar year 1986
(Expressed in 1988 dollars)

		---Paid Theft Claims with Recovery in 1986---							
Make	Series	-Paid Theft Claims-		No	No Parts	Parts	All		
		No.	Avg. Actual Amt.	Damage	Removed	Removed	Recoveries		
		No.	Avg. Actual Amt.	Avg. Amt. Paid	No. Paid	Avg. Amt. Paid	Avg. Amt. Paid	No. Paid	Avg. Amt. Paid
ANTI-THEFT EXEMPT									
ANCESTORS									
PASSENGER CARS									
BMW	*735 I 4D	3	24779	24500		1 4812		1	4812
CHEVROLET	*CORVETTE	84	22808	22654	3 19939	11 14508	3 26738	18	16905
CHRY/PLYM/MITS	CONQUEST 2D	2	13340	13288				0	0
DATSUN/NISSAN	*240/260/280/300	30	13410	13324	1 25638	13 9501		14	10654
	*240/260/280/300 2+2	3	9303	9093		1 16284		2	13403
	*810/MAXIMA SEDAN	14	8231	8100	2 1779	1 346	2 12480	5	5773
	*810/MAXIMA WAGON	1	14832	14622		1 14622		1	14622
DODGE/MITSUBISHI	CONQUEST 2D	1	14461	13936				0	0
MAZDA	RX-7 COUPE	90	11869	11763	12 9345	28 10570	16 13113	60	10697
MITSUBISHI	GALANT 4D	3	9753	9614		1 4499	1 12150	2	8324
	STARION 2D	1	11779	11779				0	0
OPEL/ISUZU	IMPULSE 2D	6	10729	10571		1 10639		1	10639
TOYOTA	*CELICA SUPRA	36	13989	13850	4 9821	10 13617	8 13903	24	12928
	*CRESSIDA 4D	26	13076	12919	4 9712	5 10147		11	10101
	Subtotal:	315	15351	15214	26 10742	79 11338	30 14612	147	11758
	Passenger Total:	3490	9923	9809	293 6847	1082 7381	456 10113	2049	8100
MPVS									
AMC/EAGLE	EAGLE 4D	2	6531	6453				1	2330
	EAGLE SW	1	9268	9216				0	0
CHEVROLET TRUCK	10 PICKUP 1/2T	299	10299	10236	10 8986	30 8169	41 9662	84	9127
	10 PICKUP 1/2T 4X4	78	12290	12243		6 13163	7 13259	18	12853
	20 CREW C P/U 3/4T	1	11671	11619				0	0
	20 PICKUP 3/4T	33	10700	10628	2 2356	4 8197	2 10764	11	8495
	20 PICKUP 3/4T 4X4	19	12770	12707	2 5390	2 13696	2 7262	6	8783
	30 CHASSIS CAB 1T	1	16508	16508				0	0
	30 CREW C P/U 1T	4	13682	13629	1 16333	1 7428		2	11881
	30 CREW C P/U 1T 4X4	1	15990	15938				0	0
	30 PICKUP 1T	12	13254	13184			4 13187	4	13187
	30 PICKUP 1T 4X4	1	16696	16644				0	0
	ASTRO CARGO VAN	5	12233	12180	1 1476	2 13323		3	9374
	ASTRO VAN	2	5619	5435		1 5735		2	5435
	BLAZER 1/2T 4X4	30	13925	13871	1 14105	5 11287	4 12911	12	11845
	CHEVYVAN 1/2T	3	10061	9887				0	0
	CHEVYVAN 1T	1	13024	12499				0	0
	CHEVYVAN 3/4T	36	14725	14645		8 6890	3 15834	13	10254
	EL CAMINO	8	10135	10063		3 7827	1 12069	5	9393
	S10 BLAZER	25	10592	10521		5 10927	4 9513	9	10298
	S10 PICKUP	29	7390	7324	2 9753	9 6046		12	7157
	SPORTVAN 1T	1	14283	14231				1	14231
	SPORTVAN 3/4T	3	10459	10371		1 16629		2	8594

Table C 14. Avg. Loss Payments for Thefts of 1985 Model Year vehicles during calendar year 1986
(Expressed in 1988 dollars)

		---Paid Theft Claims with Recovery in 1986---						
Make	Series	-Paid Theft Claims-		No	No Parts	Parts	All	
		No.	Avg. Actual Value	Damage	Removed	Removed	Recoveries	
			Avg. Amt. Paid	Avg. Amt. Paid	Avg. Amt. Paid	Avg. Amt. Paid	Avg. Amt. Paid	
MPVS								
CHEVROLET TRUCK								
	SUBURBAN 1/2T	22	13339	13248	2 15029	5 3898	2 9088	10 8287
	SUBURBAN 1/2T 4X4	9	15595	15513			3 10029	3 10029
	SUBURBAN 3/4T 4X4	1	16758	16234				0 0
	T10 BLAZER 4X4	72	10717	10640	6 10980	23 7258	3 12246	34 8352
	T10 PICKUP 4X4	9	11243	11185		2 9744	1 10370	4 11243
CHRY/PLYM/MITS	COLT VISTA SW	1	9801	9801				0 0
DATSUN/NISSAN	KING CAB P/U 4X2	12	5970	5887		6 4637	1 8325	7 5164
	KING CAB P/U 4X4	8	7976	7936		3 6310		3 6310
	PICKUP LONG 4X2	4	6327	6157		1 6735	2 6082	3 6299
	PICKUP LONG 4X4	2	10484	10432		1 12073		1 12073
	PICKUP SHORT 4X2	41	6195	6082	4 3100	17 5647	8 7930	31 5987
	PICKUP SHORT 4X4	4	6336	6323	2 9137			2 9137
DODGE TRUCK	AD150 UTILITY	6	6973	6912			1 297	3 4518
	AW150 UTILITY	3	14537	14432		1 13280		1 13280
	B150 VAN MPV	2	13529	13424			2 13424	2 13424
	B150 VAN TRK/INC	3	7757	7705		2 5410		2 5410
	B250 VAN TRK/INC	10	13032	12953	3 7675	2 13167		5 9872
	CARAVAN WAGON	6	11896	11861	1 16584	2 12041		3 13555
	D100/D150 PICKUP	23	8831	8781		3 6405	4 8523	7 7615
	MINI RAM VAN	3	9512	9442		1 14600		1 14600
	RAM50/D50 P/U SH 4X2	4	3890	3864		2 3578	1 428	3 2528
	RAM50/D50 P/U SH 4X4	2	9076	9023		1 9137		1 9137
	W100/W150 PICKUP	5	10134	10071				0 0
	W250 PICKUP	1	5005	4480				0 0
DODGE/MITSUBISHI	COLT VISTA SW	1	9336	9336				0 0
FORD TRUCK	BRONCO	16	13203	13115		4 12867	1 14171	5 13128
	BRONCO II 4X4	20	10776	10706	3 1105	4 10005	1 13096	8 7054
	E150 ECONO CARGO VAN	21	15579	15489	2 11808	3 17138		8 16014
	E150 ECONO CLUB WGN	1	13252	13252		1 13252		1 13252
	E250 ECONO CARGO VAN	1	4945	4945	1 4945			1 4945
	E250 ECONO CLUB WGN	2	12518	12361				0 0
	E350 ECONO CARGO VAN	2	10961	10803				0 0
	F150 PICKUP 4X2	49	9890	9832	2 4551	6 6754	4 10510	13 7575
	F150 PICKUP 4X4	16	9989	9910	1 10855	3 3623		4 5431
	F150 SUPER P/U 4X2	7	10333	10244		3 6771	1 8591	4 7226
	F250 PICKUP 4X2	11	11138	11047	1 17054	1 12162		3 10229
	F250 PICKUP 4X4	9	10246	10211	2 2028	1 10238	1 15926	4 7555
	F250 SUPER P/U 4X2	11	9439	9377	1 3641	3 6255	1 11183	5 6716
	F250 SUPER P/U 4X4	1	19983	19878		1 19878		1 19878
	F350 CHASSIS C 4X4	1	16116	16011				0 0
	F350 CREW C P/U 4X4	2	17118	17040				0 0
	F350 PICKUP 4X2	1	19352	19247				0 0
	RANGER PICKUP 4X2	35	7303	7255	4 4898	10 6678	1 9526	18 6510
	RANGER PICKUP 4X4	7	9440	9402	1 9473	2 8832	1 11135	4 9568

Table C 14. Avg. Loss Payments for Thefts of 1985 Model Year vehicles during calendar year 1986
(Expressed in 1988 dollars)

		---Paid Theft Claims with Recovery in 1986---										
Make	Series	-Paid Theft Claims-		No	No Parts	Parts	All					
		No.	Avg. Actual Value	Damage	Removed	Removed	Recoveries	No.	Avg. Amt. Paid			
				Avg. Amt. Paid	Avg. Amt. Paid	Avg. Amt. Paid	Avg. Amt. Paid					
MPVS												
GMC TRUCK	1500 PICKUP 1/2T	86	9570	9503	1	5426	9	8215	8	8126	22	8115
	1500 PICKUP 1/2T 4X4	10	10197	10144			1	572	2	11586	3	7915
	2500 PICKUP 3/4T	8	10503	10470			3	7516	2	11143	5	8967
	2500 PICKUP 3/4T 4X4	3	13231	13214							0	0
	3500 CREW C P/U 1T	3	17142	17072							0	0
	CABALLERO	2	10875	10612							0	0
	JIMMY 1/2T 4X4	13	13845	13780	1	14396	3	17724	1	17010	6	14256
	S15 JIMMY	4	10756	10730			1	10661			1	10661
	S15 PICKUP	7	5360	5255	2	3509	2	5844	1	9339	5	5609
	SAFARI CARGO VAN	3	6433	6363	1	12769	2	3160			3	6363
	SAFARI VAN	1	12189	12084	1	12084					1	12084
	SUBURBAN 1/2T	6	14367	14323			2	14866			2	14866
	T15 JIMMY 4X4	18	9308	9223	2	12989	7	7955	4	7521	14	8951
	T15 PICKUP 4X4	3	10430	10413							0	0
JEEP	VANDURA 3/4T	7	14898	14838	1	21403	1	9285	2	9100	4	12222
	CHEROKEE 4X2	2	12202	12071			1	13354			2	12071
	CHEROKEE 4X4	19	9827	9694	1	855	9	10307	1	13013	12	9442
	CJ-7 ROADSTER	35	9447	9363	3	2368	3	6857			7	4517
	WAGONEER	2	19300	18933							0	0
MITSUBISHI	MONTERO 4X4	1	1039	776			1	776			1	776
	PICKUP STD 4X2	4	3725	3660			1	4534			1	4534
	PICKUP STD 4X4	1	9526	9526							0	0
OPEL/ISUZU	P/U LN 1/2T 4X2	1	1803	1541							0	0
	P/U SH 1/2T 4X2	3	5540	5505			1	4564			1	4564
	TROOPER II 4X4	2	10093	10040	1	8847					1	8847
PLYMOUTH TRUCK	VOYAGER WAGON	1	1756	1704			1	1704			1	1704
	SUBARU	1	7189	7189							0	0
SUBARU	DL/GL 4D SEDAN	15	7777	7609	2	1644	3	6360	1	9938	7	5692
	DL/GL SW	3	8447	8395			3	8395			3	8395
	DL/GL SW 4WD	2	8007	7849			2	7849			2	7849
	GL 4D 4WD	3	9985	9688	2	9444					2	9444
	HARDTOP/XT 2D 4WD	1	1475	1370							0	0
	SUZUKI	JIMNY VAN 4X4	1	8550	8497						0	0
TOYOTA	4RUNNER PICKUP	10	9702	9629			1	3468	2	8782	4	8680
	4RUNNER WAGON	1	6176	6176							0	0
	CARGO VAN 4X2	3	11826	11739			1	10739			2	10364
	LAND CRUISER SW	3	12422	12283							0	0
	P/U SH 1/2T 4X4	13	11437	11320			4	10184	2	14211	6	11526
	P/U X CAB 1/2T 4X4	20	8948	8872	5	3392	5	8940	2	11979	12	7135
	P/U XTRA CAB 1/2T	14	7025	6939			9	6137	1	9437	10	6467
	PICKUP LN 1/2T 4X4	9	8334	8235			2	4939	1	12435	4	8917
	PICKUP LONG 1/2T	14	5124	5068	2	4910	5	5392	1	4871	8	5206
	PICKUP LONG 1T	3	6051	5964			1	2874			1	2874
	PICKUP SH 1/2T 4X4	26	8483	8374			9	6548	2	10260	12	7035
	PICKUP SHORT 1/2T	15	5624	5536	2	4327	6	3909	2	8198	11	5228
VAN 4X2	13	10573	10488	2	7815	4	8589			6	8331	
Subtotal:		1477	10286	10211	84	7354	294	7937	142	10108	572	8558

Table C 14. Avg. Loss Payments for Thefts of 1985 Model Year vehicles during calendar year 1986
(Expressed in 1988 dollars)

		---Paid Theft Claims with Recovery in 1986---											
		-Paid Theft Claims-		No Damage		No Parts Removed		Parts Removed		All Recoveries			
Make	Series	No.	Avg.	Avg.	No. Paid	No. Paid	No. Paid	No. Paid	No. Paid	No. Paid	No. Paid		
			Actual	Amt.								Amt.	Amt.
TRUCKS													
TOYOTA													
		Totals:	4967	10031	9929	377	6960	1376	7500	598	10112	2621	8200

+ Series subject to the Theft Prevention Standard in 1988 only.

* Series also had passive anti-theft device in 1985-1986.

Table C 15. Avg. Loss Payments for Thefts of 1984 Model Year vehicles during calendar year 1986
(Expressed in 1988 dollars)

---Paid Theft Claims with Recovery in 1986---

Make	Series	-Paid Theft Claims-			No Damage		No Parts Removed		Parts Removed		All Recoveries	
		No.	Avg. Actual Value	Avg. Amt. Paid	No.	Avg. Amt. Paid	No.	Avg. Amt. Paid	No.	Avg. Amt. Paid	No.	Avg. Amt. Paid
UNMARKED ANCESTORS PASSENGER CARS												
UNMARKED ANCESTORS PASSENGER CARS												
AUDI	4000 4D	4	6096	5952	1	14	1	11431	2	6181	4	5952
	GT COUPE 2D	3	10160	10020			1	11570			1	11570
BUICK	CENTURY 2D	2	4749	4671					1	2639	1	2639
	CENTURY 4D	35	5056	4974			17	3685	5	6417	28	4533
	CENTURY SW	3	7993	7976			1	6586			1	6586
	SKYHAWK 2D	11	6671	6581	1	6586	4	5946	1	6635	6	6167
	SKYHAWK 4D	4	6960	6881			3	6908			3	6908
	SKYHAWK SW	1	1027	975					1	975	1	975
	SKYLARK 2D	5	6852	6810	1	10562	2	5395			4	6393
	SKYLARK 4D	8	4243	4204	1	1865	2	3106	1	1950	5	3457
CADILLAC	BROUGHAM 2D	3	11272	10923							0	0
	BROUGHAM 4D	21	10499	10357			9	6655	6	13326	17	9637
	CIMARRON 4D	4	7646	7593	1	9158	2	8833	1	3549	4	7593
CHEVROLET	CAPRICE 2D	5	5495	5453	1	117	2	8471			4	4407
	CAPRICE 4D	26	5827	5698	2	569	7	4098	3	8635	15	4762
	CAPRICE SW	9	5298	5222			4	3409	1	865	7	3749
	CAVALIER 2D	17	5576	5446	1	7165	10	4619	1	5025	14	5101
	CAVALIER 4D	29	5516	5425	5	5190	12	4424	1	5875	19	4751
	CAVALIER CONV	1	10608	10555							0	0
	CAVALIER SW	4	5516	5477			2	5930			3	5030
	CELEBRITY 2D	5	6210	6179			1	6719	2	8070	3	7620
	CELEBRITY 4D	25	4907	4834	1	6920	9	3914	3	3780	15	4051
	CELEBRITY SW	6	8160	8064			4	7641			4	7641
	CHEVETTE 2D	14	3612	3556	1	265	6	3448	2	4274	9	3278
	CHEVETTE 4D	14	3742	3615			7	2754	1	1877	9	3011
	CITATION 2D	2	7379	7326			1	8069			1	8069
	CITATION 4D	1		777			1	777			1	777
	IMPALA 4D	8	6649	6550			2	7703	1	6440	3	7282
	MONTE CARLO 2D	120	6726	6625	3	6467	43	4069	21	8528	73	5714
CHRY/PLYM/MITS	COLT 2D	5	4911	4796			1	5095			1	5095
	COLT 4D	2	4420	4315			1	5374			1	5374
CHRYSLER	NEW YORKER 4D (E BOD	16	8622	8543	2	9482	5	8959	1	9533	11	7616
DATSUN/NISSAN	200SX	12	9278	9191	1	4835	3	9901	3	9574	7	9037
	PULSAR 2D	12	5175	5101	3	5751	4	4467	3	3835	10	4663
	SENTRA 2D	18	4228	4147	2	906	4	5781	2	3133	12	4120
	SENTRA 4D	10	4782	4692	2	2826	5	3612	1	6476	9	4669
	SENTRA SW	4		3535					2	404	3	2314
	STANZA 2D	1	7970	7918	1	7918					1	7918
	STANZA 4D	4	7759	7562	1	10959	2	5124			3	7069

Table C 15. Avg. Loss Payments for Thefts of 1984 Model Year vehicles during calendar year 1986
(Expressed in 1988 dollars)

		---Paid Theft Claims with Recovery in 1986---										
Make	Series	-Paid Theft Claims-			No	No Parts	Parts	All				
		No.	Avg. Value	Avg. Amt. Paid	Damage	Removed	Removed	Recoveries	No.	Paid	Amt.	
		No.	Avg. Value	Avg. Amt. Paid	No. Paid	Avg. Amt.	No. Paid	Avg. Amt.	No. Paid	Avg. Amt.	No. Paid	Avg. Amt.
UNMARKED ANCESTORS												
PASSENGER CARS												
DODGE	OMNI 4D	5	4602	4507	1	1158	1	6078			2	3618
	OMNI/CHARGER 2D	14	4398	4301	3	91	4	5685			8	3713
	SHELBY CHARGER 2D	3	6614	6544			1	6319			1	6319
DODGE/MITSUBISHI	COLT 2D	2	4653	4129							1	4716
	COLT 4D	3	3917	3830			1	1586			2	3151
FORD	ESCORT 2D	20	3835	3777	2	2930	10	3900	2	3343	16	3732
	ESCORT 4D	16	4251	4175	4	2594	5	3333			10	3427
	ESCORT SW	10	4191	4139	2	2119	4	3858	1	5316	7	3569
	EXP 2D	9	4510	4422			1	165	2	6249	4	3586
	FORD LTD 4D	9	9268	9227	1	4678	1	7499			2	6089
	LTD 4D	7	7623	7571	1	8412	1	5700	1	7219	4	7868
	LTD SW	2	3719	3614			2	3614			2	3614
	TEMPO 2D	9	4590	4532	2	4438	1	628			4	3464
	TEMPO 4D	27	5232	5123	3	6243	6	4306	2	4061	15	5151
HONDA	ACCORD 2D	9	4741	4677	1	3848	5	4035	1	1887	7	3701
	ACCORD 4D	25	6826	6710	4	7150	5	4249	1	10806	16	6046
	ACCORD LX 2D	8	7212	7088			4	5843	1	8434	5	6361
	CIVIC CVCC 3D	6	6445	6358			3	5575			3	5575
	CIVIC CVCC 4D	3	4721	4651			2	6719			2	6719
	CIVIC CVCC/CRX 2D	2	7933	7881			2	7881			2	7881
	PRELUDE	20	7075	6985	2	5309	4	5221	3	7980	12	6386
MERCURY	LYNX 2D	2		4996			1	5132			1	5132
	LYNX 4D	4	5016	4819			2	5356			2	5356
	LYNX SW	1	6860	6755							0	0
	MARQUIS 4D	6	7224	7093	1	8980	2	6251			3	7160
	MARQUIS/GRAND MARQUI	17	9617	9558	3	5986	1	11249			4	7302
	TOPAZ 2D	2	5846	5794					1	5220	1	5220
	TOPAZ 4D	7	6044	5961			3	6198	1	4630	5	5705
OLDSMOBILE	CUST. CRUISER SW	3	8422	8300			2	6351			2	6351
	FIRENZA 2D	2	5773	5747					1	6357	2	5747
	FIRENZA 4D	8	4581	4436	1	283	4	3817	1	5851	7	4139
	FIRENZA SW	3	4803	4786	1	117					1	117
	OMEGA 4D	4	2769	2704	1	583	2	4895			3	3458
OPEL/ISUZU	I-MARK 4D RWD	1	5069	4964	1	4964					1	4964
PEUGEOT	505 4D	3	9548	9408	1	4606	1	7330			2	5968
PLYMOUTH	HORIZON 2D	2	4781	4703							2	4703
	HORIZON 4D	7	4561	4531	1	5742	2	2909			3	3854
PONTIAC	6000 2D	3	3855	3751			2	1917			3	3751
	6000 4D	19	6038	5980			9	3545	4	8832	14	5276
	6000 SW	1	1012	750			1	750			1	750
	J2000/2000 2D	12	6287	6221			3	6722	4	6365	10	6352
	J2000/2000 4D	9	4798	4739			6	3858			6	3858
	J2000/2000 SW	1	6058	6006	1	6006					1	6006
	PARISIENNE 4D	4	6108	6082			2	5485	1	2248	4	6082
	PARISIENNE SW	3	3701	3631			2	248	1	10397	3	3631
	PHOENIX 2D	1		6733			1	6733			1	6733

Table C 15. Avg. Loss Payments for Thefts of 1984 Model Year vehicles during calendar year 1986
(Expressed in 1988 dollars)

		---Paid Theft Claims with Recovery in 1986---									
Make	Series	-Paid Theft Claims-			No	No Parts	Parts	All			
		No.	Avg. Actual	Avg. Amt. Paid	Damage	Removed	Removed	Recoveries			
		No.	Avg. Actual	Avg. Amt. Paid	Avg. Amt. Paid	Avg. Amt. Paid	Avg. Amt. Paid	Avg. Amt. Paid	No.	Avg. Amt. Paid	
UNMARKED ANCESTORS											
PASSENGER CARS											
PONTIAC											
	T1000/1000 4D	2	3815	3710		1	2381		1	2381	
PORSCHE	944 COUPE	7	22965	22763	2	22893			2	22893	
RENAULT/EAGLE	ALLIANCE 2D	6	3713	3608			4	3160	4	3160	
	ALLIANCE 4D	13	5012	4855			4	5656	1	4878	
	ENCORE 2D	5	4189	4136			3	3456	4	4015	
	ENCORE 4D	7	4410	4178	1	5604	2	4810	5	3885	
	FUEGO 2D	5	6220	6136					0	0	
	SPORTWAGON	1		60					0	0	
ROLLS ROYCE	SILVER SPIRIT 4D	1		430					0	0	
SUBARU	HATCHBACK	2	3105	2948			2	2948	2	2948	
TOYOTA	COROLLA TERCEL 2D	3	5961	5874			2	6054	2	6054	
	COROLLA TERCEL 4D	4	5828	5697			2	4138	1	7313	
	TERCEL SW 4WD	1		395			1	395	1	395	
VOLKSWAGEN	JETTA SEDAN	2	7222	7091			1	5951	1	5951	
	QUANTUM 4D	1	11202	11098					0	0	
	QUANTUM SW	5	10663	10621					0	0	
VOLVO	240 4D	3	13884	13814					0	0	
	240 SW	5	10456	10298	1	429	1	14499	1	10293	
	760/740 4D	2	9211	9107			1	16314	1	1899	
	Subtotal:	883	6165	6071	72	5045	311	4766	98	6830	
MARKED ANCESTORS											
PASSENGER CARS											

AUDI	4000 QUATTRO 4D 4WD	1		12959			1	12959	1	12959	
BMW	318 I 2D	17	11067	10836	4	4908	2	11596	1	15565	
	325/325 E/325 ES 2D	3	15250	15075					1	6916	
	528 E 4D	7	12240	12030			4	6190	4	6190	
	633 CSI 2D	1	28400	28295			1	28295	1	28295	
BUICK	ELECTRA 4D RWD	30	6867	6780	1	3963	15	3938	5	8318	
	ELECTRA SW RWD	3	5262	5105			2	1317	2	1317	
	LESABRE 2D	12	3014	2953			9	1133	1	10500	
	LESABRE 4D	30	6884	6788	1	9630	8	4176	11	8381	
	+REGAL 2D RWD	140	6024	5928	6	6514	52	3708	24	7555	
	+REGAL 4D	14	7019	6861			4	3394	1	10031	
	RIVIERA 2D	63	9023	8939	6	10456	24	7802	7	7037	
CADILLAC	DEVILLE 2D RWD	27	11072	10973	3	13075	9	6508	4	8995	
	DEVILLE 4D RWD	39	9437	9317	3	5592	17	7313	2	13078	
	ELDORADO 2D	77	12356	12219	4	8812	19	8913	16	12984	
	ELDORADO CONV	3	25231	25126			1	25820		1	
	SEVILLE 4D	21	12766	12604	1	38	7	16117	4	10594	

Table C 15. Avg. Loss Payments for Thefts of 1984 Model Year vehicles during calendar year 1986
(Expressed in 1988 dollars)

		---Paid Theft Claims with Recovery in 1986---										
Make	Series	-Paid Theft Claims-			No Damage		No Parts Removed		Parts Removed		All Recoveries	
		No.	Avg. Actual Value	Avg. Amt. Paid	No.	Avg. Amt. Paid	No.	Avg. Amt. Paid	No.	Avg. Amt. Paid	No.	Avg. Amt. Paid
MARKED ANCESTORS PASSENGER CARS												
CHEVROLET	CAMARO	273	7804	7723	24	7626	95	6465	42	7607	179	6899
CHRYSLER	+EXECUTIVE SEDAN 4D	1		13946							0	0
	LASER 2D	22	7652	7585			9	7130	2	9089	12	7820
	LEBARON 2D	3	7753	7596							0	0
	LEBARON 2D CONV	4	12331	12240	1	10165	3	12931			4	12240
	LEBARON 4D	3	7191	6946			1	7106			2	6164
	NEW YORKER 4D RWD	16	5310	5254	3	9236	6	4859	2	4712	12	5551
DODGE	600 2D	4	5501	5396			1	794	1	8006	2	4400
	600 2D CONV.	2	6287	6182			1	8580			1	8580
	600 4D	3	7931	7878			1	5992	1	10609	3	7878
	ARIES 2D	3	7058	7005	1	8137	1	5526			2	6832
	ARIES 4D	4	3615	3562	1	285	2	3464			4	3562
	ARIES SW	2	6952	6769			2	6769			2	6769
	DAYTONA 2D	18	7248	7140			5	4983	2	8651	8	6470
	DIPLOMAT 4D	3	6305	6287							2	4696
FORD	MUSTANG	28	8370	8284	3	4627	3	6271	4	9907	10	7232
	MUSTANG CONV	7	8668	8480	1	4311	1	9593	1	11145	3	8350
	THUNDERBIRD 2D	34	8575	8461	2	5424	12	8519	2	10975	17	8046
JAGUAR	XJ-S 2D	2	16385	16333							1	2375
	XJ6	1	28345	28240							0	0
LINCOLN	CONTINENTAL 4D	5	12337	12242	1	12452					1	12452
	LINCOLN CONT. 4D	12	12236	12135			4	9572			5	10327
	MARK VII 2D	16	13487	13247			5	9275	2	13689	10	12359
MASERATI	QUATTROPORTE 4D	1	39275	38751							1	38751
MAZDA	626 SEDAN	22	7386	7219	3	4532	7	7496	3	8198	15	6893
	+626/MX-6 2D	6	6549	6479	1	9539	2	4302			3	6047
	+GLC 2D	2	5948	5922					1	6273	2	5922
	+GLC SEDAN	4	5028	4975			1	7720	1	2235	2	4978
MERCEDES BENZ	190 D 4D	2	10309	10282			1	18959			2	10282
	190 E 4D	1	210	105							0	0
	300 D 4D	3	10412	9993	2	1436					2	1436
	300 SD 4D	2	9025	8920					1	16092	1	16092
	300 TD SW	1	15874	15349	1	15349					1	15349
	+380 SL CONV	6	21384	21270					4	11742	4	11742
MERCURY	+CAPRI	7	5812	5775			4	4399	1	6918	5	4903
	COUGAR 2D	26	8131	8048	2	8441	8	6347	2	9332	13	7704
MITSUBISHI	CORDIA 2D	5	7682	7535	1	6931	1	9899	1	7396	4	7456
	TREDIA 4D	1	1755	1545							1	1545
OLDSMOBILE	98 2D RWD	2	11751	11646			1	10171			1	10171
	98 4D RWD	28	8385	8295	1	11832	9	4586	10	8938	23	7801
	+CIERA 2D	4	5559	5454			2	5001	1	3589	3	4530
	+CIERA 4D	31	6872	6810	2	8467	14	5143	1	9074	20	6077
	+CUTLASS 2D	174	6534	6430	12	5168	73	5073	29	7065	123	5542
	+CUTLASS 4D	17	4760	4637	3	4691	7	3483	1	6772	12	4452
	+CUTLASS SW	2	7241	6979	1	9893	1	4065			2	6979
	DELTA-88 2D	23	7332	7223	1	3988	5	5889	8	8021	18	7024

Table C 15. Avg. Loss Payments for Thefts of 1984 Model Year vehicles during calendar year 1986
(Expressed in 1988 dollars)

		---Paid Theft Claims with Recovery in 1986---										
Make	Series	-Paid Theft Claims-			No Damage		No Parts Removed		Parts Removed		All Recoveries	
		No.	Avg. Actual Value	Avg. Amt. Paid	No. Paid	Avg. Amt. Paid	No. Paid	Avg. Amt. Paid	No. Paid	Avg. Amt. Paid	No. Paid	Avg. Amt. Paid
MARKED ANCESTORS PASSENGER CARS												
OLDSMOBILE												
	DELTA-88 4D	55	6192	6087	3	4846	24	5181	9	7945	40	6023
	TORONADO	23	10241	10154	1	15469	9	8129	6	10543	17	9098
PLYMOUTH	RELIANT 2D	3	2785	2681	1	84					1	84
	RELIANT 4D	7	4443	4256			3	4415			3	4415
	RELIANT SW	2	3712	3581							0	0
PONTIAC	BONNEVILLE 4D	8	4916	4857	1	3864	3	525	2	8672	7	4463
	FIERO 2D	77	7074	6990	8	7177	27	5078	8	8467	44	6134
	FIREBIRD	138	7628	7527	7	6680	56	6779	22	8531	96	6911
	+GRAND PRIX	49	6085	5998	3	2791	13	4873	12	5880	33	5327
PORSCHE	911 COUPE	2	34895	34501					1	37000	1	37000
	911 TARGA/CABRIOLET	2	35023	34367			1	35481			1	35481
SAAB	SAAB 900 2D	4	6578	6512			3	4247			3	4247
	SAAB 900 4D	4	9027	8948			1	4962	1	6661	2	5812
TOYOTA	CAMRY 4D	16	4468	4281	3	4331	5	4728	2	2804	14	3844
	CELICA	67	7030	6900	6	5481	34	6585	13	4915	55	6230
	COROLLA 2D	10	5672	5483			4	6270	3	3887	7	5249
	COROLLA SEDAN	34	5079	5003	2	7443	18	3288	3	7886	27	4627
VOLKSWAGEN	+RABBIT 2D	23	5380	5316	2	983	8	4603			12	4612
	+RABBIT CONV.	6	6775	6705			5	5873			5	5873
	+RABBIT SEDAN	4	3353	3288					3	1818	3	1818
	SCIROCCO	7	5855	5705	1	9316	2	5038	2	10102	7	5705
	Subtotal:	1865	7798	7694	134	6714	679	6031	288	8336	1235	6750
ANTI-THEFT EXEMPT ANCESTORS PASSENGER CARS												
AUDI	5000 4D	19	10643	10474	2	8274	2	7215	1	9496	5	8095
	5000 SW	2	12858	12281							0	0
BMW	*733 I 4D	1	27960	27855	1	27855					1	27855
CHEVROLET	*CORVETTE	70	17172	17028	4	19452	10	13726	9	18591	25	16825
CHRY/PLYM/MITS	CONQUEST 2D	2		10757				1	10960		1	10960
DATSUN/NISSAN	*240/260/280/300	33	12857	12762	2	13816	5	6437	1	14425	11	9422
	*240/260/280/300 2+2	10	10820	10615	2	980	3	10497	1	20761	6	9035
	*810/MAXIMA SEDAN	16	8550	8403	1	26	7	8764	1	10254	9	7959
	*810/MAXIMA WAGON	3	8325	7940					1	4385	2	7189
DODGE/MITSUBISHI	CONQUEST 2D	4	9115	8905			2	8193			2	8193
MAZDA	RX-7 COUPE	52	10781	10651	1	10269	12	10372	12	11036	30	10172
MITSUBISHI	STARION 2D	3	8747	8468	1	2440					1	2440
OPEL/ISUZU	IMPULSE 2D	6	8454	8393			1	5492	2	7689	3	6956
TOYOTA	*CELICA SUPRA	33	10205	10066	3	12948	15	7569	3	12005	23	8763
	*CRESSIDA 4D	13	6220	6143	3	915	3	7359	2	3319	8	3933
	*CRESSIDA SW	1		11125							0	0
	Subtotal:	268	12226	12085	20	10306	61	9338	33	12639	127	10407

Table C 15. Avg. Loss Payments for Thefts of 1984 Model Year vehicles during calendar year 1986
(Expressed in 1988 dollars)

		---Paid Theft Claims with Recovery in 1986---										
Make	Series	-Paid Theft Claims-			No Damage		No Parts Removed		Parts Removed		All Recoveries	
		No.	Avg. Actual Value	Avg. Amt. Paid	No. Paid	Avg. Amt. Paid	No. Paid	Avg. Amt. Paid	No. Paid	Avg. Amt. Paid	No. Paid	Avg. Amt. Paid
ANTI-THEFT EXEMPT ANCESTORS PASSENGER CARS												
Passenger Total:		3016	7713	7609	226	6500	1051	5848	419	8322	1918	6572
MPVS												
AMC/EAGLE	EAGLE SW	3	9398	9118					1	9536	1	9536
CHEVROLET TRUCK	10 PICKUP 1/2T	159	8005	7939	6	5203	24	5309	24	6546	57	6063
	10 PICKUP 1/2T 4X4	38	10850	10807			5	11398	1	10329	6	11220
	20 PICKUP 3/4T	19	9404	9349			1	9161	3	7083	4	7603
	20 PICKUP 3/4T 4X4	5	10276	10234					1	11383	1	11383
	30 CREW C P/U 1T	6	11802	11767							0	0
	30 CREW C P/U 1T 4X4	1		14840							0	0
	30 PICKUP 1T	4	10558	10532							0	0
	30 PICKUP 1T 4X4	2		11818					1	10883	1	10883
	BLAZER 1/2T 4X4	17	12340	12263	1	12628	1	1486	2	14627	4	10842
	CHEVYVAN 1/2T	5	9163	9090	1	8500			1	12094	3	9591
	CHEVYVAN 1T	1		9546							0	0
	CHEVYVAN 3/4T	24	11800	11752	1	13223	5	4096	3	14436	12	10621
	EL CAMINO	1		4902			1	4902			1	4902
	S10 BLAZER	12	8493	8432	1	9098	4	6781	2	8644	7	7644
	S10 PICKUP	10	6391	6349	1	4930	1	6820	5	6851	8	6428
	SPORTVAN 1T	1		10574			1	10574			1	10574
	SPORTVAN 3/4T	3	11754	11701			1	13306	1	10554	2	11930
	SUBURBAN 1/2T	9	10911	10859	1	6663	1	1858			3	7855
	SUBURBAN 1/2T 4X4	1	4391	4339			1	4339			1	4339
	SUBURBAN 3/4T	1		12065							0	0
	T10 BLAZER 4X4	15	9445	9347	1	13339	2	6685	1	1948	5	8148
	T10 PICKUP 4X4	8	7950	7924	1	8260	2	6419			3	7033
DATSUN/NISSAN	KING CAB P/U 4X2	9	4995	4936			5	5053	2	3551	7	4624
	KING CAB P/U 4X4	6	8270	8192			1	8298			1	8298
	PICKUP LONG 4X2	2	7452	7426			1	9114			1	9114
	PICKUP LONG 4X4	3	6383	6313					1	4527	1	4527
	PICKUP SHORT 4X2	17	3640	3573	6	2443	3	3149	2	2823	11	2705
	PICKUP SHORT 4X4	3	8208	8068			1	7946	1	8888	2	8417
DODGE TRUCK	AW150 UTILITY	2	12012	11933					1	13241	1	13241
	B150 VAN TRK/INC	1		22096			1	22096			1	22096
	B250 VAN TRK/INC	9	9774	9699	1	101	3	11304			5	7043
	B350 VAN MPV	2	10821	10716			1	9997			1	9997
	CARAVAN WAGON	4	9287	9248			2	8861			2	8861
	D100/D150 PICKUP	6	7006	6936			2	6974			2	6974
	D250 PICKUP	1	10595	10543							0	0
	D350 CREW C PICKUP	1	11774	11669							1	11669
	MINI RAM VAN	2	12441	12389	1	13269					1	13269
	RAM50/D50 P/U SH 4X2	2	5427	5348					1	4725	2	5348

Table C 15. Avg. Loss Payments for Thefts of 1984 Model Year vehicles during calendar year 1986
(Expressed in 1988 dollars)

		---Paid Theft Claims with Recovery in 1986---							
Make	Series	-Paid Theft Claims-		No	No Parts	Parts	All		
		No.	Avg. Actual Value	Avg. Amt. Paid	Damage	Removed	Removed	Recoveries	
MPVS									
DODGE TRUCK									
	RAM50/D50 P/U SH 4X4	3	4586	4516	2	2822	2	2822	
	W100/W150 PICKUP	5	5558	5411			1	8307	
	W250 PICKUP	1	8623	8570			1	8570	
DODGE/MITSUBISHI	COLT VISTA SW	1	3257	2733			1	2733	
FORD TRUCK	BRONCO	8	11046	10883			1	2883	
	BRONCO II 4X4	16	8959	8896	1	424	2	8280	
	E150 ECONO CARGO VAN	24	13305	13250	2	4883	4	12058	
	E150 ECONO CLUB WGN	2	11682	11603			4	14523	
	E250 ECONO CARGO VAN	1	577	315	1	315		1	10135
	F150 PICKUP 4X2	32	7761	7705	3	3535	8	7830	
	F150 PICKUP 4X4	6	7142	6923			6	8504	
	F150 SUPER P/U 4X2	3	9014	8944			2	4709	
	F250 PICKUP 4X2	1	8727	8674			1	10760	
	F250 PICKUP 4X4	9	11835	11811	2	10873		1	10760
	F250 SUPER P/U 4X2	4	12597	12388			1	12874	
	F250 SUPER P/U 4X4	2	13030	12952				0	0
	F350 CHASSIS C 4X2	1	7388	7336				0	0
	RANGER PICKUP 4X2	15	5906	5843	1	6453	3	5226	
	RANGER PICKUP 4X4	3	5255	5202	1	8823	1	6443	
GMC TRUCK	1500 PICKUP 1/2T	43	8045	7982	5	6034	6	5982	
	1500 PICKUP 1/2T 4X4	9	11147	11118			3	6044	
	2500 CREW C P/U 3/4T	2	12026	11974	1	11342		16	6544
	2500 PICKUP 3/4T	6	9335	9292			1	215	
	2500 PICKUP 3/4T 4X4	4	7368	7355			1	12064	
	3500 PICKUP 1T 4X4	1		3			1	15728	
	JIMMY 1/2T 4X4	4	10793	10688	1	12592		2	9085
	S15 JIMMY	3	8945	8910			1	5121	
	S15 PICKUP	1	5986	5933			1	5933	
	SUBURBAN 1/2T	4	13425	13372			1	12713	
	SUBURBAN 3/4T	1	2115	2010			1	2010	
	T15 JIMMY 4X4	10	8038	8001			2	4983	
	T15 PICKUP 4X4	1	9074	9022			5	10098	
	VANDURA 3/4T	9	11358	11329	1	555	3	4139	
JEEP	CHEROKEE 4X4	11	11007	10931	1	3010	2	11875	
	CJ-7 ROADSTER	21	8673	8598			2	4773	
	WAGONEER	5	6536	6484	2	2292	1	1533	
	WAGONEER/G. WAGONEER	2	7883	7752	1	621		3	2039
MAZDA	B SER. LONG P/U 4X2	3	4988	4953	1	5004		1	5004
	B SER. STD P/U 4X2	16	3214	3142	4	1304	6	3761	
	B2200 DSL STD P/U	1		59			1	59	
MITSUBISHI	PICKUP STD 4X2	2		5476					
	PICKUP STD 4X4	1	10639	10534					
OPEL/ISUZU	P/U LN 1/2T 4X2	1	1659	1449					
	P/U SH 1/2T 4X2	3	5828	5758			2	5568	

Table C 15. Avg. Loss Payments for Thefts of 1984 Model Year vehicles during calendar year 1986
(Expressed in 1988 dollars)

		---Paid Theft Claims with Recovery in 1986---						
Make	Series	-Paid Theft Claims-		No	No Parts	Parts	All	
		No.	Avg. Actual Amt.	Damage	Removed	Removed	Recoveries	
		No.	Avg. Value	Avg. Amt. Paid	Avg. No. Paid	Avg. No. Paid	Avg. No. Paid	Avg. Amt. Paid
MPVS								
PLYMOUTH TRUCK	VOYAGER WAGON	5	6537	6485		2 6784	3	4524
SUBARU	BRAT 4X4	1		585		1 585	1	585
	DL/GL 4D SEDAN	5	6369	6254		3 6500	5	6254
	DL/GL SW	2	6776	6723		1 6504	1 6942	2 6723
	DL/GL SW 4WD	4	7988	7910			1 8398	1 8398
SUZUKI	JIMNY 4X4	1	4957	4852		1 4852		1 4852
TOYOTA	4RUNNER PICKUP	3	9683	9613		1 16759	2 6040	3 9613
	4RUNNER WAGON	2	13472	13420		1 13333		1 13333
	P/U SH 1/2T 4X4	7	7293	7195	1 157	1 2755		2 1456
	P/U X CAB 1/2T 4X4	23	8478	8395		7 5876	2 10451	9 6893
	P/U XTRA CAB 1/2T	13	6631	6546		7 5976	2 7621	10 6377
	PICKUP LN 1/2T 4X4	13	8378	8305	1 9321	3 4874	2 5178	6 5717
	PICKUP LONG 1/2T	13	5302	5205	4 5391	2 3691		7 4214
	PICKUP LONG 3/4T	3	2422	2387	1 5736	2 712		3 2387
	PICKUP SH 1/2T 4X4	9	5399	5300	2 1194	2 9770		6 4107
	PICKUP SHORT 1/2T	17	5814	5752		5 4020	1 6405	6 4417
	VAN 4X2	7	5951	5771	1 10017	4 4310		5 5451
VOLKSWAGEN	VANAGON	2	11174	11043		2 11043		2 11043
Subtotal:		846	8483	8414	62 5193	164 6444	104 8086	363 6843
Totals:		3862	7882	7786	288 6219	1215 5929	523 8276	2281 6615

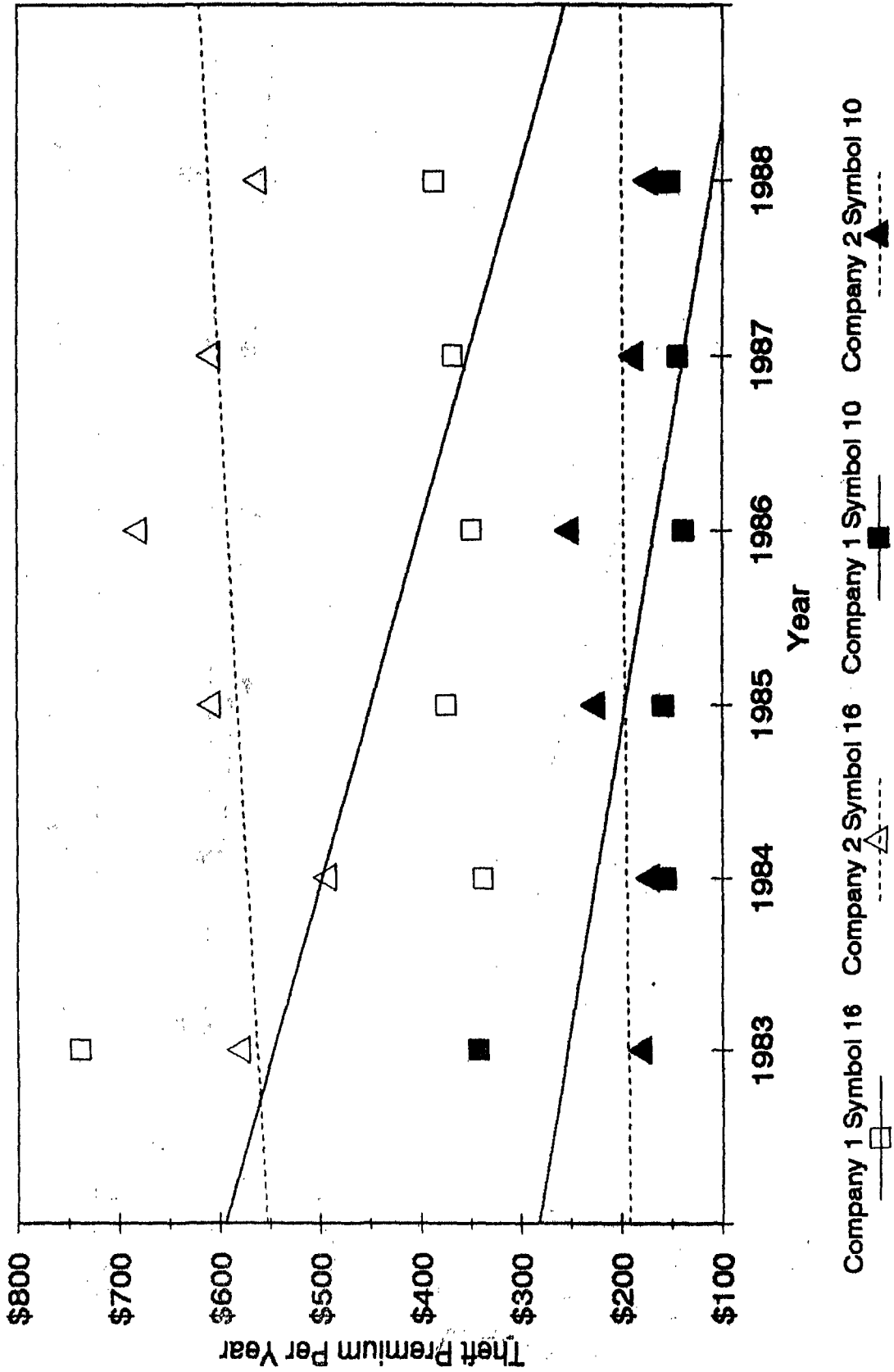
+ Series subject to the Theft Prevention Standard in 1988 only.

* Series also had passive anti-theft device in 1985-1986.

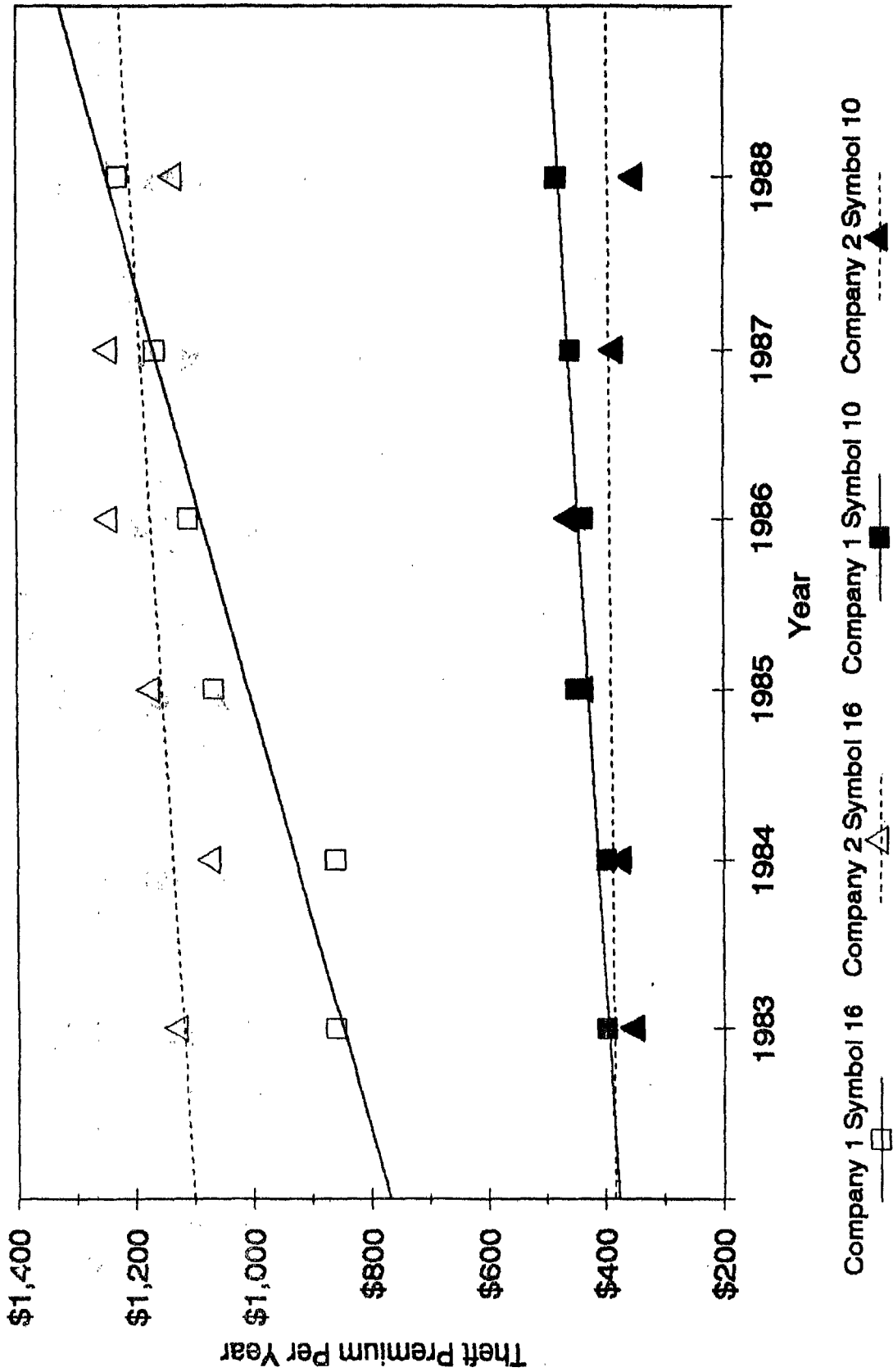
APPENDIX D

Trends in Automobile Comprehensive
Premiums During 1983-1988

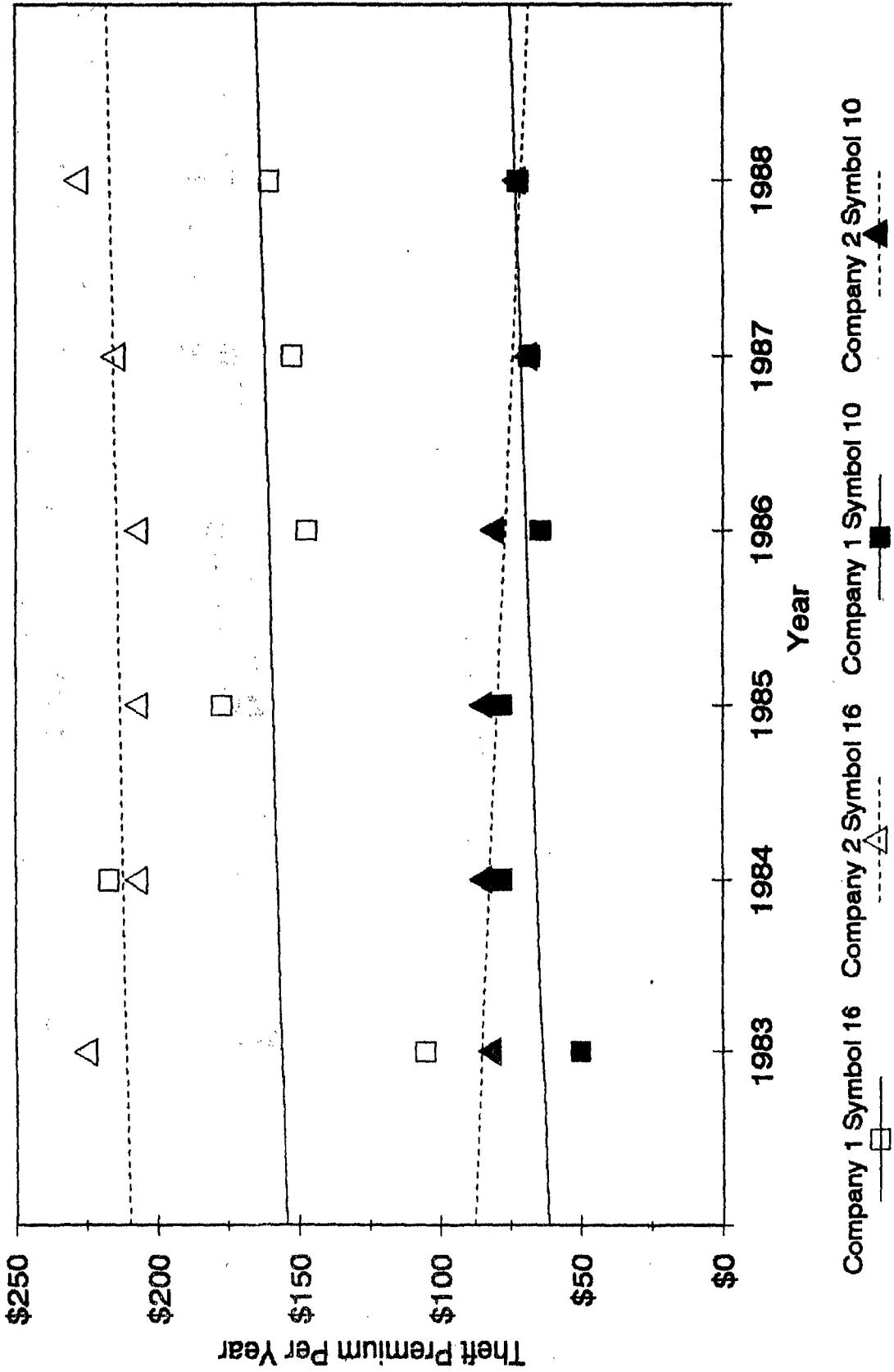
Theft Premiums for Symbols 10 & 16 in California (Low Density Area)



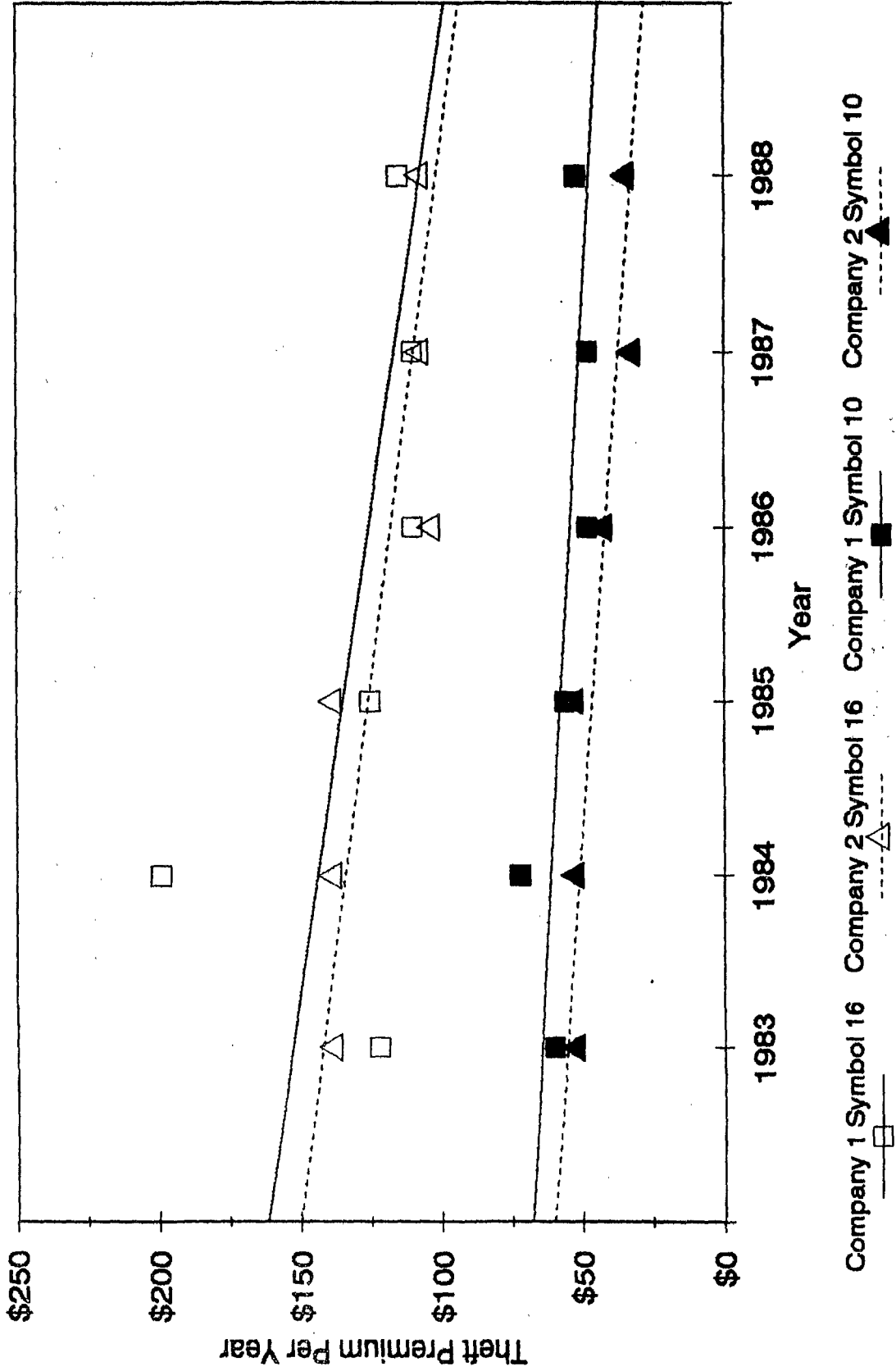
Theft Premiums for Symbols 10 & 16 In California (High Density Area)



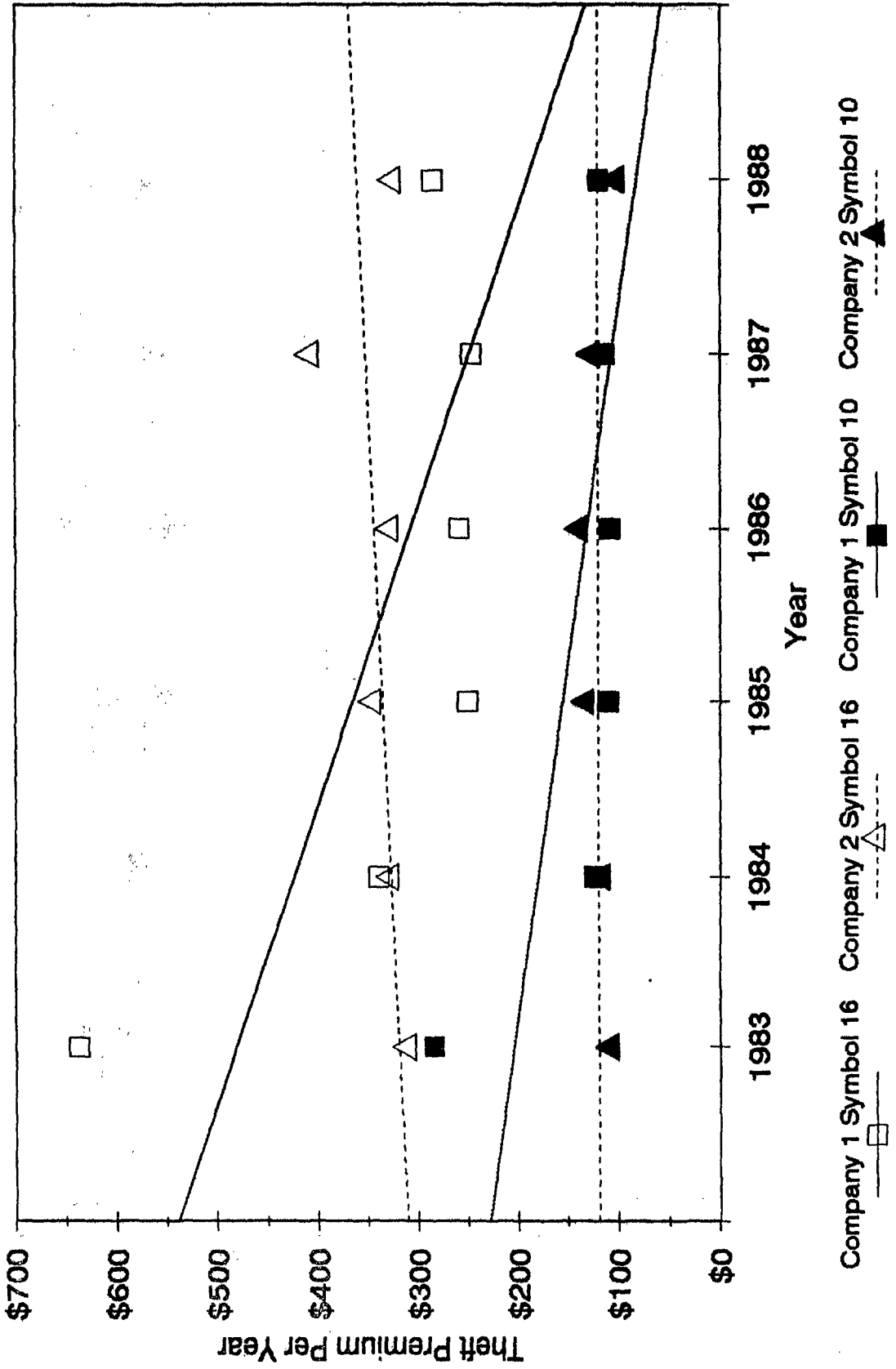
Theft Premiums for Symbols 10 & 16 In Florida (Low Density Area)



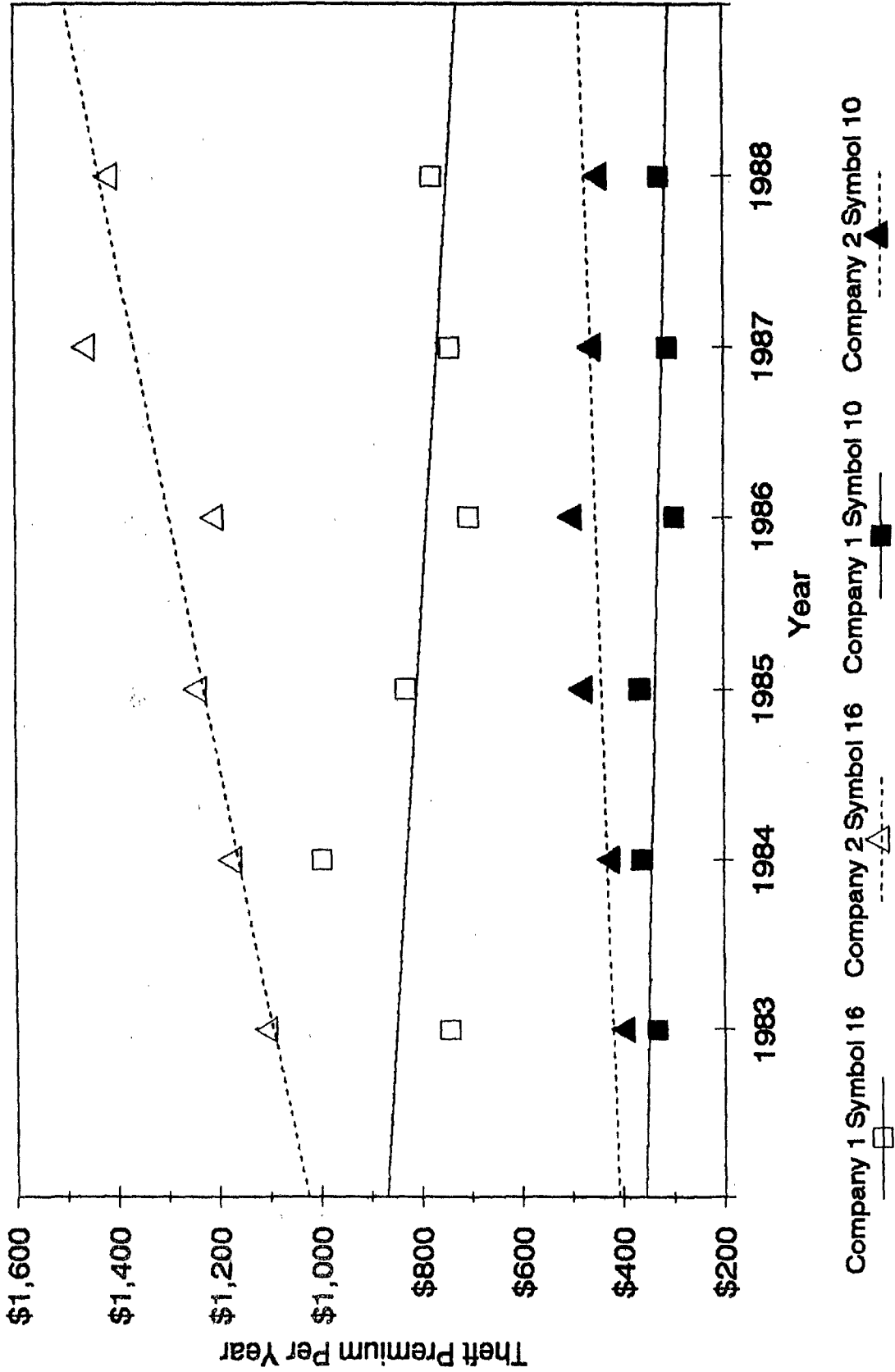
Theft Premiums for Symbols 10 & 16 In Florida (High Density Area)



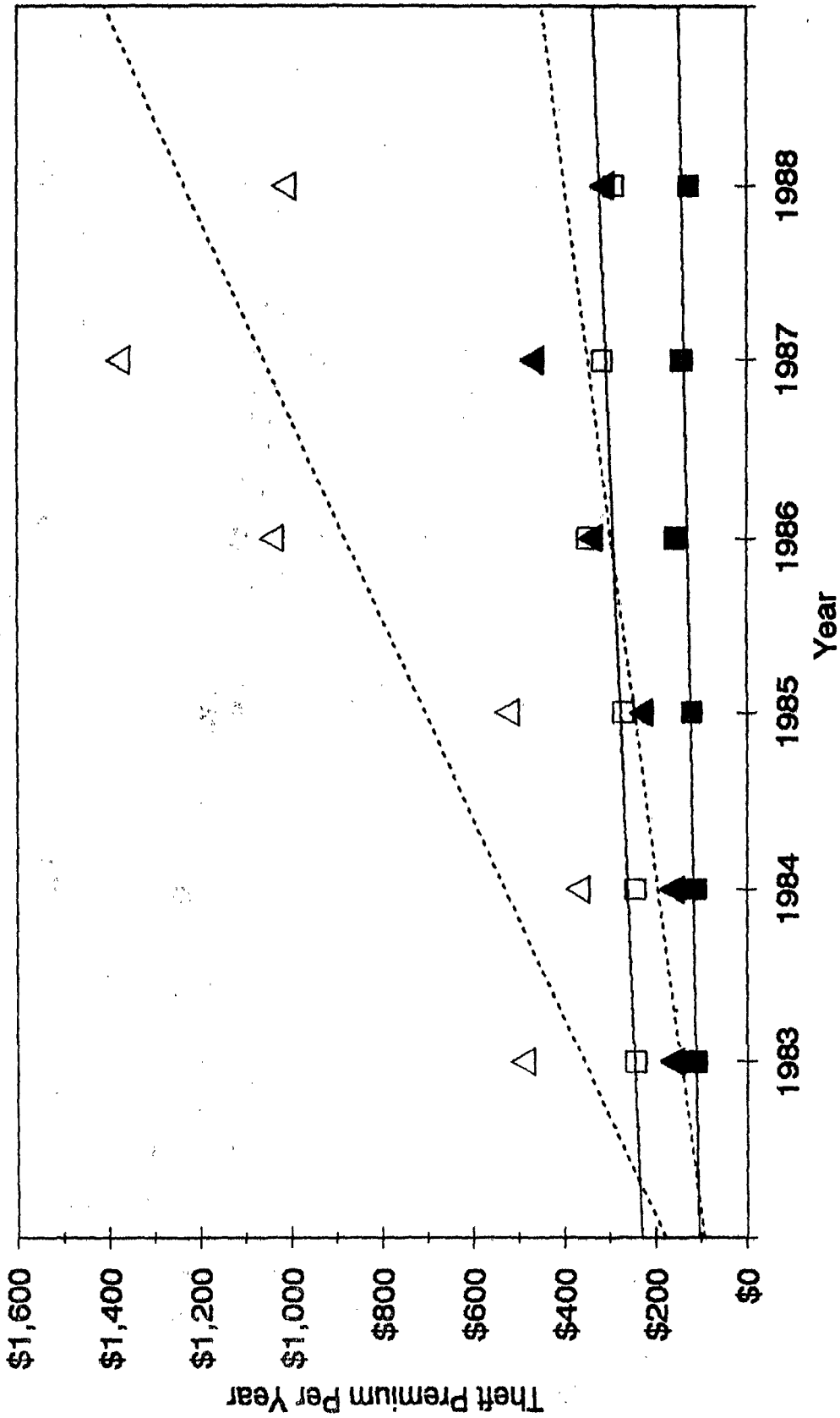
Theft Premiums for Symbols 10 & 16 In Ohio (Low Density Area)



Theft Premiums for Symbols 10 & 16 In Ohio (High Density Area)

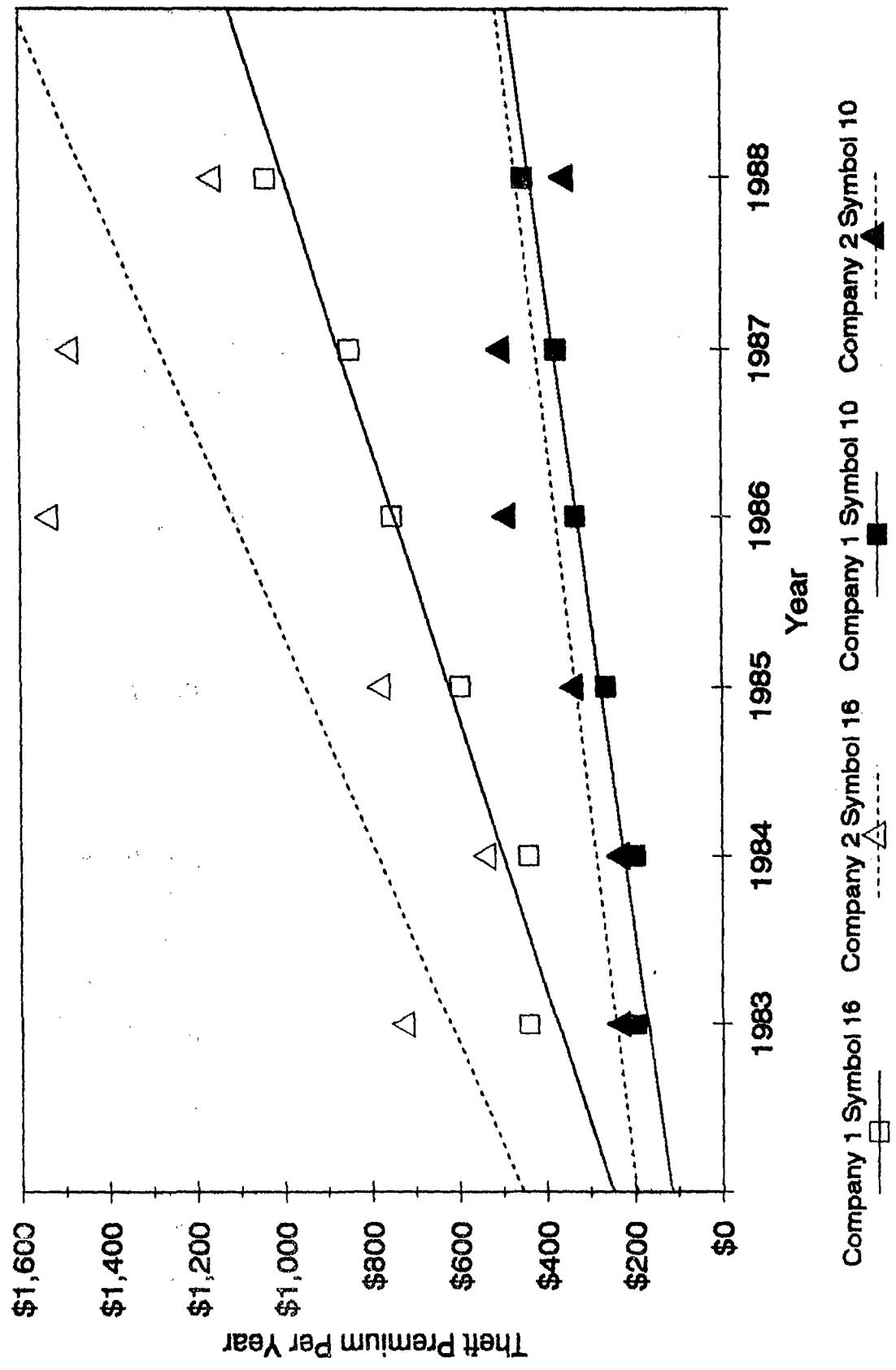


Theft Premiums for Symbols 10 & 16 In Michigan (Low Density Area)

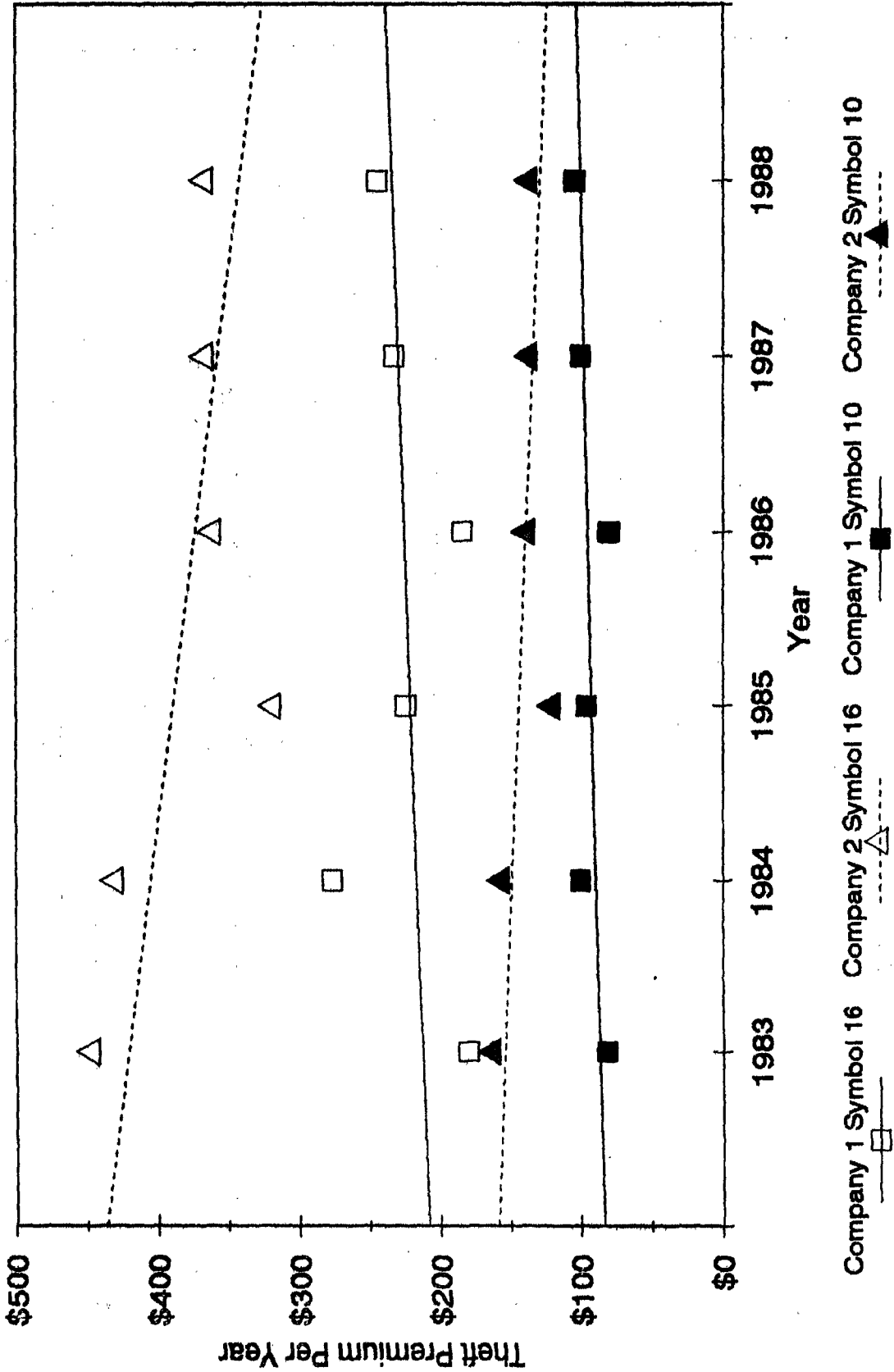


Company 1 Symbol 16 Company 2 Symbol 16 Company 1 Symbol 10 Company 2 Symbol 10

Theft Premiums for Symbols 10 & 16 In Michigan (High Density Area)



Theft Premiums for Symbols 10 & 16 In Washington (Low Density Area)



Theft Premiums for Symbols 10 & 16 In Washington (High Density Area)

