

Fuel Economy Guide

www.fueleconomy.gov

fueleconomy.gov/m for your mobile device


Model Year
2012

Now includes
plug-in vehicles!



U.S. Department of Energy
Office of Energy Efficiency and Renewable Energy
U.S. Environmental Protection Agency
UPDATED JANUARY 29, 2013





contents

- Using the *Fuel Economy Guide* / i
- Understanding the Guide Listings / 1
- Why Some Vehicles Are Not Listed / 1
- Vehicle Classes Used in This Guide / 2
- Tax Incentives and Disincentives / 2
- Why Consider Fuel Economy? / 2
- Fueling Options / 2
- Fuel Economy and Annual Fuel Cost Ranges for Vehicle Classes / 3
- Model Year 2012 Fuel Economy Leaders / 4
- 2012 Model Year Vehicles / 5
- Diesel Vehicles / 26
- Compressed Natural Gas Vehicles / 26
- Electric Vehicles / 27
- Hybrid Electric Vehicles / 28
- Plug-in Hybrid Electric Vehicles / 30
- Ethanol Flexible Fuel Vehicles / 31
- Fuel Cell Vehicles / 36
- Index / 37

USING THE FUEL ECONOMY GUIDE

The U.S. Environmental Protection Agency (EPA) and U.S. Department of Energy (DOE) produce the *Fuel Economy Guide* to help car buyers choose the most fuel-efficient vehicle that meets their needs. The Guide is published in print and on the Web at

www.fueleconomy.gov. For additional print copies, please call DOE's Clean Cities Technical Response Service at 1-800-254-6735 or mail your request to: NREL - Fuel Economy Guide, 1617 Cole Boulevard, Golden, CO 80401.

Fuel Economy Estimates

Most vehicles in this Guide (other than plug-in hybrids) have three fuel economy estimates:

- A "city" estimate that represents urban driving, in which a vehicle is started in the morning (after being parked all night) and driven in stop-and-go traffic
- A "highway" estimate that represents a mixture of rural and interstate highway driving in a warmed-up vehicle, typical of longer trips in free-flowing traffic
- A "combined" estimate that represents a combination of city driving (55%) and highway driving (45%)

Estimates for all vehicles are based on laboratory testing under standardized conditions to allow for fair comparisons.

Flexible-fuel vehicles (FFVs), which can use gasoline and E85, have estimates for both fuels. Plug-in hybrid electric vehicles (PHEVs) have estimates for gasoline-only and electric-only operation and are discussed in more detail on page 27. For answers to frequently asked questions about fuel economy estimates, visit www.fueleconomy.gov.

Annual Fuel Cost Estimates

This Guide provides annual fuel cost estimates for each vehicle. The estimates are based on the assumptions that you travel 15,000 miles per year (55% under city driving conditions and 45% under highway conditions) and that fuel costs \$3.36/gallon for regular unleaded gasoline and \$3.67/gallon for premium. Cost-per-gallon assumptions for vehicles that use other fuel types are discussed at the beginning of those vehicle sections. The fuel costs were determined in advance to allow time for printing fuel economy labels and the Guide, and may not reflect current fuel prices.

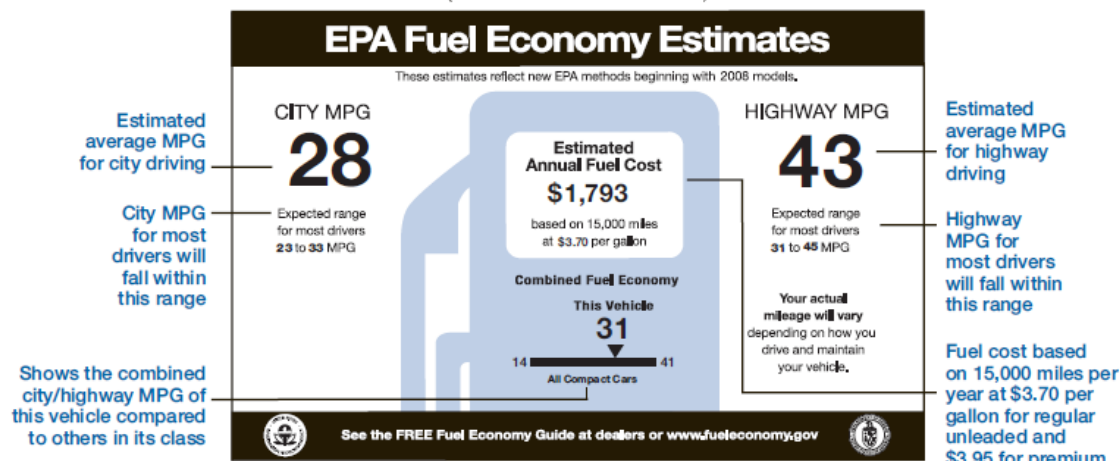
Visit www.fueleconomy.gov to personalize fuel costs based on current fuel prices and your driving habits.

Your Fuel Economy Will Vary

Even though EPA recently improved its methods for estimating fuel economy, your vehicle's fuel economy will almost certainly vary from EPA's estimate. Fuel economy is not a fixed number; it varies significantly based on where you drive, how you drive, and other factors. Thus, it

Sample Fuel Economy Label

(Attached to New Vehicle Window)



Check the fuel economy label on the vehicle at the dealer showroom for its specific fuel economy (MPG) ratings. The ratings may vary slightly from the values in this guide because of engine and fuel system differences not listed here.

is impossible for one set of estimates to predict fuel economy precisely for all drivers in all environments. For example, the following factors can lower your vehicle's fuel economy:

- Aggressive driving (hard acceleration and braking)
- Excessive idling, accelerating, and braking in stop-and-go traffic
- Cold weather (engines are more efficient when warmed up)
- Driving with a heavy load or with the air conditioner running
- Improperly tuned engine or under-inflated tires
- Use of remote starters

In addition, small variations in vehicle manufacturing can cause fuel economy variations in the same make and model, and some vehicles don't attain maximum fuel economy until they are "broken in" (around 3,000–5,000 miles).

So, please remember that the EPA ratings are a useful tool for comparing vehicles when car buying, but they may not accurately predict the MPG you will get. This is also true for annual fuel cost estimates. For more information on fuel economy ratings and factors that affect fuel economy, visit www.fueleconomy.gov

UNDERSTANDING THE GUIDE LISTINGS

We hope you'll find the *Fuel Economy Guide* easy to use! Fuel economy and annual fuel cost data are organized by vehicle class (see page 2 for a list of classes). Within each class, vehicles are listed alphabetically by manufacturer and model.

Vehicle models with different features, such as engine size or transmission type, are listed as different vehicles—engine and transmission attributes are shown in the first column under the model name. Additional attributes needed to distinguish among vehicles (e.g., fuel type, suggested fuel grade) are listed in the "Notes" column. A legend for abbreviations is provided on page 5.

A "P" in the "Notes" column indicates that the manufacturer *recommends* that the vehicle be fueled with premium-grade gasoline, and a "PR" indicates that the manufacturer *requires* premium. The higher price of premium fuel is reflected in the annual fuel cost for these vehicles.

The most fuel-efficient vehicles in each class and alternative fuel vehicles are indicated with special markings (see

diagram below). Vehicles that can use more than one kind of fuel have an entry for each fuel type.

Interior passenger and cargo volumes are located in the index at the back of the Guide.

WHY SOME VEHICLES ARE NOT LISTED

Fuel economy regulations currently do not apply to

- Sport utility vehicles (SUVs) and passenger vans with a gross vehicle weight rating (GVWR) of more than 10,000 pounds—GVWR is the vehicle weight plus carrying capacity
- Other vehicles with a GVWR of 8,500 pounds or more or a curb weight over 6,000 pounds

Therefore, those vehicles are not tested, and fuel economy labels are not posted on their windows.

Also, for some vehicles, fuel economy information is not available in time to be printed in the Guide. However, you can find more up-to-date information at www.fueleconomy.gov.

Sample Vehicle Listing
(Not Actual Data)

Manufacturer Model Configuration (trans,eng size, cyl)	MPG		Annual Fuel Cost	Notes
	City/Hwy	Comb		
FORD				
Fiesta FWD				
AM-6, 1.6L, 4cyl	29/39	33	\$1,682	
M-5, 1.6L, 4cyl	29/38	33	\$1,682	
MINI				
Cooper S Coupe				
A-S6, 1.6L, 4cyl	26/34	29	\$2,044	P T
M-6, 1.6L, 4cyl	27/35	30	\$1,973	P T
MIDSIZE CARS				
BUICK				
Regal				
M-6, 2.0L, 4cyl	19/27	22	\$2,525	T
A-S6, 2.4L, 4cyl	25/36	29	\$1,915	
Regal FFV				
A-S6, 2.0L, 4cyl	18/29	22	\$2,525	Gas T
		16	\$3,047	E85

Manufacturer

Model

The most fuel-efficient automatic and manual vehicles per class are listed in blue boldface type and marked with a blue pointer (▶).

EPA city & highway MPG estimates
EXAMPLE:
29 MPG city, 38 MPG highway

Transmission information: type (A=automatic, A-S=automatic transmission-select shift, AV=continuously variable transmission, M=manual, etc.) followed by number of gears or speeds

Alternative fuel vehicles are highlighted by a blue bar, and those that can use two kinds of fuel, such as flexible fuel vehicles, have an entry for each fuel type.

MPG

Annual Fuel Cost

Notes

EPA combined city/highway MPG estimate based on 55% city and 45% highway driving.

Additional information to help further identify the vehicle (e.g., engine and fuel system info) along with other useful information about taxes, required fuel grade, etc.
EXAMPLE: P=Premium Gasoline Recommended, T=Turbocharger

Vehicle Class

Estimated annual fuel cost, assuming 15,000 miles of travel a year (55% city and 45% highway) and an average fuel price

Flexible fuel vehicles (FFVs) can run on gasoline or E85 (a mixture of 85% ethanol & 15% gasoline).

Manufacturer Model Configuration (trans,eng size, cyl)

City/Hwy

Comb

Annual Fuel Cost

Notes

Engine size (in liters) followed by number of cylinders.
EXAMPLE: 2.0-liter, 4-cylinder engine

VEHICLE CLASSES USED IN THIS GUIDE

CARS		TRUCKS	
CLASS	Passenger and Cargo	CLASS	Gross Vehicle
	Volume (cu. ft.)		Weight Rating* (pounds)
TWO SEATERS		PICKUP TRUCKS	
SEDANS		Small	Under 6,000
Minicompact	Under 85	Standard	6,000 to 8,500
Subcompact	85 to 99	VANS	
Compact	100 to 109	Passenger	Under 10,000
Midsize	110 to 119	Cargo	Under 8,500
Large	120 or more	MINIVANS	Under 8,500
STATION WAGONS		SPORT UTILITY VEHICLES	Under 10,000
Small	Under 130	SPECIAL PURPOSE VEHICLES	Under 8,500
Midsize	130 to 159		
Large	160 or more		

*Gross vehicle weight rating = vehicle weight plus carrying capacity

TAX INCENTIVES AND DISINCENTIVES

Federal Tax Credits

You may be eligible for a federal income tax credit of up to \$7,500 if you purchase a qualifying electric or plug-in hybrid vehicle in 2011–2012.

Visit www.fueleconomy.gov for more information on qualifying models, credit amounts, and phase-out dates.

Gas Guzzler Tax

The Energy Tax Act of 1978 requires auto companies to pay a "gas guzzler" tax on the sale of cars with exceptionally low fuel economy. Such vehicles are identified in the Guide by the word "Tax" in the "Notes" column. In the dealer showroom, the words "Gas Guzzler" and the tax amount are listed on the vehicle's fuel economy label. The tax does not apply to light trucks.

WHY CONSIDER FUEL ECONOMY?

Save Money

You could save as much as \$1,700 in fuel costs each year by choosing the most fuel-efficient vehicle in a particular class. This can add up to thousands of dollars over a vehicle's lifetime. Fuel-efficient models come in all shapes and sizes, so you need not sacrifice utility or size.

Each vehicle listing in the *Fuel Economy Guide* provides an estimated annual fuel cost (see page i). The online guide at www.fueleconomy.gov features an annual fuel cost calculator that allows you to insert your local gasoline prices and typical driving conditions (percentage of city and highway driving) to obtain the most

accurate fuel cost information for your vehicle.

Reduce Oil Dependence Costs

Buying a more fuel-efficient vehicle can help reduce our dependence on petroleum. About half of the oil used to produce the gasoline you put in your tank is imported. The United States uses about 19 million barrels of oil per day, two-thirds of which is used for transportation. Petroleum imports cost us about \$269 billion a year—that's money that could be used to fuel our own economy.

Reduce Climate Change

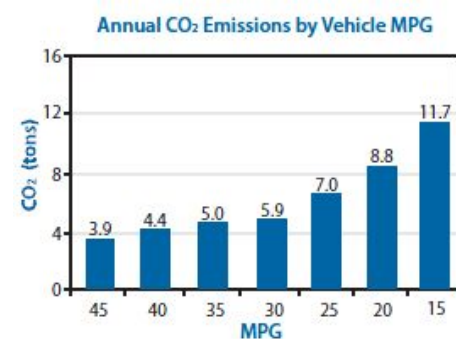
Climate change is widely viewed as the most significant long-term threat to the global environment, and human-made emissions of greenhouse gases are very likely the cause of most of the observed global warming over the last 50 years.

Burning fossil fuels such as gasoline and diesel releases carbon dioxide (CO₂) and other greenhouse gases (GHGs) into the atmosphere, contributing to global climate change. CO₂ is the most important human-made GHG, and highway vehicles account for 28% (1.5 billion tons) of U.S. CO₂ emissions each year.

Every gallon of gasoline your vehicle burns puts about 20 pounds of CO₂ into the atmosphere; the average vehicle emits around 6 to 9 tons of CO₂ each year. Unlike other forms of vehicle pollution, CO₂ emissions cannot be reduced by pollution control technologies. They can only be reduced by burning less fuel or by burning fuel that contains less carbon.

One of the most important things you can do to reduce your contribution to climate change is to buy a vehicle with better fuel

economy. The difference between 25 miles per gallon and 20 miles per gallon can prevent the emission of 10 tons of CO₂ over a vehicle's lifetime, more than a year's worth of use.



You can also reduce your contribution to climate change by

- Getting the best fuel economy out of your car
- Using a low-carbon fuel, such as compressed natural gas (CNG) or electricity from a renewable resource such as wind or hydropower
- Walking, biking, or taking public transit more often

New fuel economy and CO₂ tailpipe emissions standards go into effect starting with model year 2012 vehicles.

FUELING OPTIONS

Ethanol Blends – E85 & E10

Ethanol is an alcohol fuel made by fermenting and distilling starch crops, such as corn. It may also be made from "cellulosic biomass" such as trees and grasses in the near future. The use of ethanol can reduce U.S. dependence on petroleum and reduce greenhouse gases.

E10 or "gasohol" is a blend of 10% ethanol and 90% gasoline sold in many parts of the country. All auto manufacturers approve the use of blends of 10% ethanol or less in their gasoline vehicles.

E85, a blend of 85% ethanol and 15% gasoline, can be used in flexible fuel vehicles (FFVs), which are specially designed to run on gasoline, E85, or any mixture of the two. FFVs are offered by several vehicle manufacturers. To determine if your vehicle is an FFV, check the inside of your car's fuel filler door for an identification sticker or consult your owner's manual. More than 2,400 filling stations in the United States currently sell E85. Visit <http://www.afdc.energy.gov/afdc/locator/stations/> for locations near you.

There is no noticeable difference in vehicle performance when low-level ethanol blends are used. However, FFVs operating on E85 usually experience a 25–30% drop in

MPG due to ethanol's lower energy content.

Biodiesel

Biodiesel is a commercially available diesel-replacement fuel manufactured from vegetable oils or animal fats. It produces fewer greenhouse gases than petroleum diesel and, since it is made domestically from renewable resources, increases national energy security.

Biodiesel can be blended at any ratio with petroleum diesel, but it is most commonly sold at ratios of 2%, 5%, or 20%, denoted as B2, B5, and B20. The vehicle manufacturers that produce the diesels listed in the *Fuel Economy Guide* currently approve the use of biodiesel blends of up to 5% (B5) in their vehicles and state that vehicle damage caused by using higher blends will not be covered under the manufacturer's warranty. Check your owner's manual or with your vehicle manufacturer to determine the right blend for your vehicle.

Use of biodiesel blends may reduce fuel economy slightly, with a drop of less than 1% for B5.

Purchase commercial-grade biodiesel from a reputable dealer. Never refuel with recycled grease or vegetable oil that has not been converted to biodiesel. It will damage your engine.

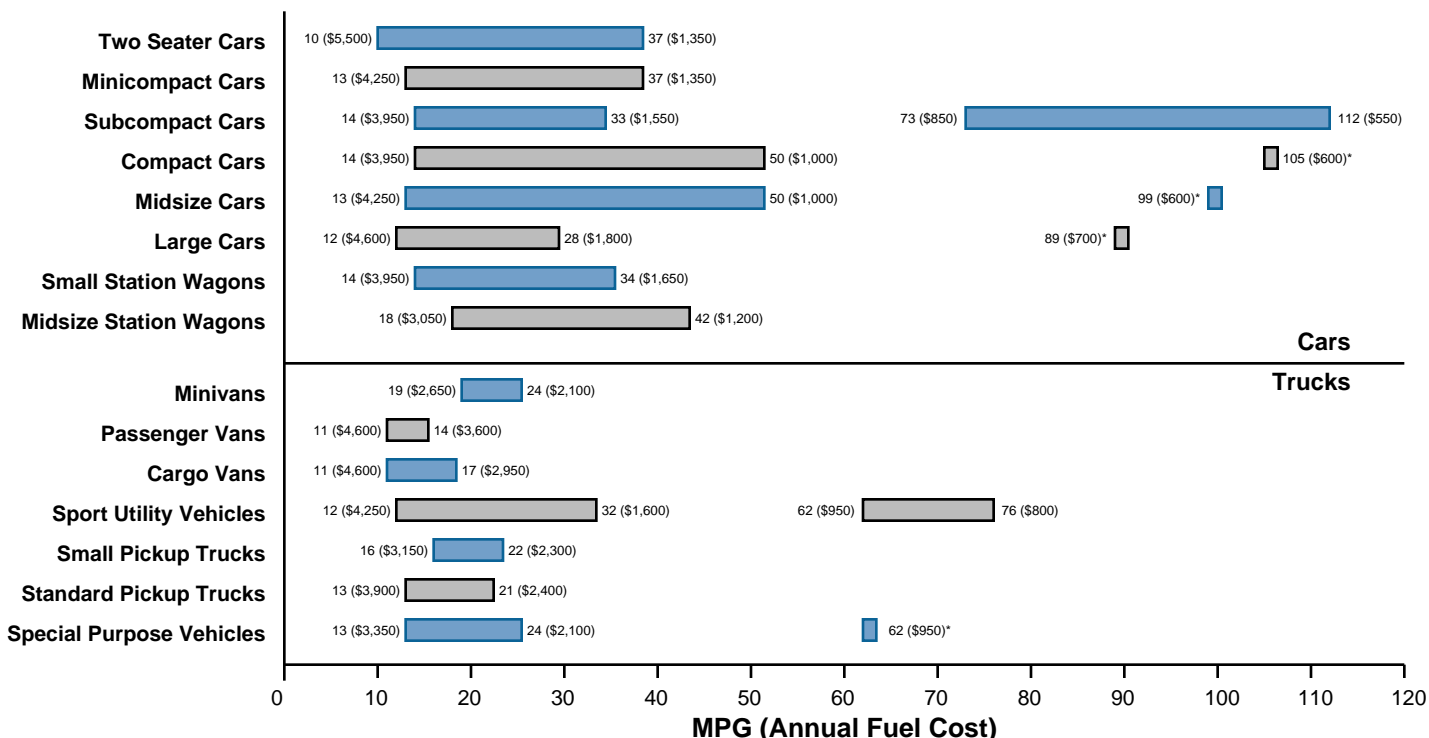
More than 600 stations currently sell B20. Visit <http://www.afdc.energy.gov/afdc/locator/stations/> for locations of service stations selling biodiesel.

Premium- vs. Regular-Grade Gasoline

Regular unleaded is the recommended gasoline for most cars. Using a higher-octane gasoline than recommended by the owner's manual does not improve performance or fuel efficiency; it only costs more money. Check your owner's manual to determine the lowest grade of fuel you can use.

FUEL ECONOMY AND ANNUAL FUEL COST RANGES FOR VEHICLE CLASSES

The graph below provides the fuel economy and annual fuel cost ranges for the vehicles in each class so you can see where a given vehicle's fuel economy and cost fall within its class. Combined city and highway MPG estimates are used; these assume you will drive 55% in the city and 45% on the highway. Annual fuel costs assume you travel 15,000 miles each year and fuel costs \$3.36/gallon for regular unleaded gasoline, \$3.67/gallon for premium, \$3.93 for diesel, and \$.12/kWh for electricity. Visit www.fueleconomy.gov to calculate annual fuel cost for a specific vehicle based on your own driving conditions and per-gallon fuel costs.



Fuel economy estimates on this chart do not include vehicles operating on compressed natural gas (CNG), electricity, or E85.

* Represents electric vehicles and plug-in hybrids. Fuel economy values for these vehicles are in miles per gallon gasoline equivalent (MPGe).

MODEL YEAR 2012 FUEL ECONOMY LEADERS

Listed below are vehicles with the highest fuel economy in the most popular classes. In vehicle classes where the most fuel efficient vehicle is a plug-in hybrid (PHEV) or electric (EV), a conventional or regular hybrid vehicle is also listed. Rankings are based on combined city and highway fuel economy estimates which assume 55% city driving and 45% highway driving. Please note that many vehicle models come in a range of engine sizes and trim lines, resulting in different fuel economy values. If there is only one vehicle in the class, we do not list a fuel economy leader.

	Trans Type/Speeds	Eng Size / Cylinders	MPG Combined		Trans Type/Speeds	Eng Size / Cylinders	MPG Combined
TWO-SEATER CARS				STANDARD PICKUP TRUCKS			
HONDA				CHEVROLET			
CR-Z	AV-S7	1.5/4	37	Silverado 15 Hybrid 2WD	AV	6.0/8	21
MINICOMPACT CARS				GMC			
SCION				Silverado 15 Hybrid 4WD	AV	6.0/8	21
iQ	AV	1.3/4	37	Sierra 15 Hybrid 2WD	AV	6.0/8	21
SUBCOMPACT CARS				GMC			
MITSUBISHI				Sierra 15 Hybrid 4WD	AV	6.0/8	21
i-MiEV (EV)†	A-1	NA	112	VANS, CARGO			
FORD				CHEVROLET			
Fiesta FWD	M-5	1.6/4	33	Express 1500 2WD Cargo	A-4	4.3/6	17
	AM-6	1.6/4	33	GMC			
Fiesta SFE FWD	AM-6	1.6/4	33	Savana 1500 2WD (cargo)	A-4	4.3/6	17
COMPACT CARS				VANS, PASSENGER			
FORD				CHEVROLET			
Focus BEV FWD (EV)†	AV	NA	105	Express 1500 2WD Passenger	A-4	5.3/8	14‡
TOYOTA				FORD			
Prius c	AV	1.5/4	50	E150 Wagon FFV	A-4	4.6/8	14‡
MIDSIZE CARS				GMC			
NISSAN				Savana 1500 2WD (Passenger)			
Leaf (EV)†	A-1	NA	99	Savana 1500 AWD (Passenger)			
TOYOTA				MINIVANS			
Prius	AV	1.8/4	50	MAZDA			
LARGE CARS				5			
TESLA				M-6			
Model S (EV)†	A-1	NA	89	2.5/4			
HYUNDAI				A-S5			
Sonata	M-6	2.4/4	28	2.5/4			
	A-6	2.4/4	28	SPORT UTILITY VEHICLES			
SMALL STATION WAGONS				TOYOTA			
AUDI				RAV4 EV (EV)†			
A3 (diesel)	A-S6	2.0/4	34	AV			
VOLKSWAGEN				NA			
Jetta SportWagen (diesel)	M-6	2.0/4	34	76			
MIDSIZE STATION WAGONS				FORD			
TOYOTA				Escape Hybrid FWD			
Prius v	AV	1.8/4	42	AV			
SMALL PICKUP TRUCKS				2.5/4			
TOYOTA				SPECIAL PURPOSE VEHICLE			
Tacoma 2WD	M-5	2.7/4	22	AZURE DYNAMICS			
				Transit Connect Electric Van (EV)†			
				A-1			
				NA			
				62			
				Transit Connect Electric Wagon (EV)†			
				A-1			
				NA			
				62			
				FORD			
				Transit Connect Wagon FWD			
				A-4			
				2.0/4			
				24			

* This vehicle is a plug-in hybrid, which runs on both gasoline and electricity. Since electricity is not measured in gallons, a conversion factor is used to translate the fuel economy when running on electricity into miles per gallon of gasoline equivalent (MPGe). The combined MPGe estimate includes a mix of gasoline and electric energy use.

† This is an all-electric vehicle. Since electricity is not measured in gallons, a conversion factor is used to translate the fuel economy into miles per gallon of gasoline equivalent (MPGe).

‡ When operated on gasoline.

2012 MODEL YEAR VEHICLES

This section contains the fuel economy values for 2012 model year vehicles. Additional information for alternative fuel vehicles can be found on pages 26–36. Alternative fuel vehicles are highlighted with a medium blue background, and those that can use two kinds of fuel, such as flexible fuel vehicles, have an entry for each fuel type. The most fuel-efficient vehicles in each class are listed in blue boldface type and marked with a blue pointer (▶).

Manufacturer Model Configuration (trans, eng size, cyl)	MPG		Annual Fuel Cost	Notes	Manufacturer Model Configuration (trans, eng size, cyl)	MPG		Annual Fuel Cost	Notes
	City/Hwy	Comb				City/Hwy	Comb		
TWO SEATERS					CHEVROLET				
ASTON MARTIN					Corvette				
V8 Vantage					A-S6, 6.2L, 8cyl 15/25 18 \$2,800				
AM-6, 4.7L, 8cyl 14/20 16 \$3,450 P Tax					M-6, 6.2L, 8cyl 16/26 19 \$2,650				
AM-7, 4.7L, 8cyl 14/21 16 \$3,450 P Tax					M-6, 6.2L, 8cyl 14/21 17 \$3,250 P S Tax				
M-6, 4.7L, 8cyl 13/19 15 \$3,650 P Tax					M-6, 7.0L, 8cyl 15/24 18 \$3,050 P				
V8 Vantage S					FERRARI				
AM-7, 4.7L, 8cyl 14/21 16 \$3,450 P Tax					458 Italia Coupe				
AUDI					AM-7, 4.5L, 8cyl 12/17 14 \$3,950 P Tax				
R8					AM-7, 4.5L, 8cyl 12/18 14 \$3,950 P Tax SS				
AM-6, 4.2L, 8cyl 13/21 16 \$3,450 P Tax					458 Italia Spider				
M-6, 4.2L, 8cyl 11/20 14 \$3,950 P Tax					AM-7, 4.5L, 8cyl 12/17 14 \$3,950 P Tax				
AM-6, 5.2L, 10cyl 13/19 15 \$3,650 P Tax					AM-7, 4.5L, 8cyl 12/18 14 \$3,950 P Tax SS				
M-6, 5.2L, 10cyl 12/19 14 \$3,950 P Tax					California				
R8 Spyder					AM-7, 4.3L, 8cyl 13/19 15 \$3,650 P Tax				
AM-6, 4.2L, 8cyl 13/21 16 \$3,450 P Tax					AM-7, 4.3L, 8cyl 13/19 15 \$3,650 P Tax SS				
M-6, 4.2L, 8cyl 11/20 14 \$3,950 P Tax					HONDA				
AM-6, 5.2L, 10cyl 13/19 15 \$3,650 P Tax					CR-Z				
M-6, 5.2L, 10cyl 12/19 14 \$3,950 P Tax					▶ AV-S7, 1.5L, 4cyl 35/39 37 \$1,350 HEV				
TT Roadster quattro					M-6, 1.5L, 4cyl 31/37 34 \$1,500 HEV				
A-S6, 2.0L, 4cyl 23/31 26 \$2,100 P T					LAMBORGHINI				
BENTLEY					Aventador Coupe				
Continental Supersports					A-S7, 6.5L, 12cyl 11/17 13 \$4,250 P Tax				
A-S6, 6.0L, 12cyl 12/19 14 \$3,950 P T Tax					Gallardo Coupe				
8/14 10 \$5,200 E85					AM-6, 5.2L, 10cyl 13/20 16 \$3,450 P Tax				
BMW					M-6, 5.2L, 10cyl 12/20 15 \$3,650 P Tax				
Z4 sDrive28i					Gallardo Spyder				
A-8, 2.0L, 4cyl 22/32 26 \$2,100 P T					AM-6, 5.2L, 10cyl 13/20 16 \$3,450 P Tax				
M-6, 2.0L, 4cyl 23/34 27 \$2,050 P T					M-6, 5.2L, 10cyl 12/20 14 \$3,950 P Tax				
Z4 sDrive35i					LEXUS				
A-S7, 3.0L, 6cyl 17/24 19 \$2,900 P T					LFA				
M-6, 3.0L, 6cyl 19/26 21 \$2,600 P T					A-S6, 4.8L, 10cyl 11/16 12 \$4,600 P Tax				
Z4 sDrive35is					MAZDA				
A-S7, 3.0L, 6cyl 17/24 19 \$2,900 P T					MX-5				
BUGATTI					A-S6, 2.0L, 4cyl 21/28 23 \$2,400 P				
Veyron					M-5, 2.0L, 4cyl 22/28 25 \$2,200 P				
A-S7, 8.0L, 16cyl 8/15 10 \$5,500 P T Tax					M-6, 2.0L, 4cyl 21/28 24 \$2,300 P				

ABBREVIATIONS:		
▶Highest MPG in Class	Di..... Direct Injection
2WD.....	Two-Wheel Drive	E85..... 85% Ethanol/15% Gasoline
4WD.....	Four-Wheel Drive	Elec..... Electricity
A.....	Automatic Transmission	Eng Size..... Engine Volume in Liters
A-S.....	Automatic Transmission-Select Shift	EV..... Electric Vehicle
AM.....	Automated Manual	FFV..... Flexible Fuel Vehicle
AV.....	Continuously Variable Transmission	FWD..... Front-Wheel Drive
AV-S.....	Continuously Variable Transmission with Select Shift	Gas..... Regular Gasoline
AWD.....	All-Wheel Drive	HEV..... Hybrid-Electric Vehicle
City.....	MPG on City Test Procedure	HP..... Horsepower
CNG.....	Compressed Natural Gas	Hwy..... MPG on Highway Test Procedure
Comb.....	Combined	Li-Ion..... Lithium Ion
Convsn... ..	Conversion	LWB..... Long Wheel Base
D.....	Diesel	M..... Manual Transmission
		Mid..... Midgrade Gasoline
		Mode..... Multi Mode Transmission
		MPG..... Miles per Gallon
		NA..... Not Available at Press Time
		Ni-MH..... Nickel-Metal Hydride
		ORP..... Off-Road Package
		P..... Premium Gasoline Recommended
		Phev..... Plug-in Hybrid
		PR..... Premium Gasoline Required
		PT4WD..... Part-time 4WD
		S..... Supercharger
		SIDI..... Spark Ignition Direct Injection
		SS..... Stop-Start Option
		ST..... Sport Transmission
		T..... Turbocharger
		Tax..... Subject to Gas Guzzler Tax
		Trans..... Transmission
		VCM..... Variable Cylinder Management

Manufacturer Model Configuration (trans, eng size, cyl)	MPG		Annual Fuel Cost	Notes
	City/Hwy	Comb		
Cooper S Convertible				
A-S6, 1.6L, 4cyl	26/34	29	\$1,900	P T
M-6, 1.6L, 4cyl	27/35	30	\$1,850	P T
John Cooper Works				
M-6, 1.6L, 4cyl	25/33	28	\$1,950	P T
John Cooper Works Convertible				
M-6, 1.6L, 4cyl	25/33	28	\$1,950	P T
MITSUBISHI				
Eclipse Spyder				
A-S4, 2.4L, 4cyl	20/27	23	\$2,200	
A-S5, 3.8L, 6cyl	16/24	19	\$2,900	P
PORSCHE				
911 C4 GTS				
A-7, 3.8L, 6cyl	18/26	21	\$2,600	P
M-6, 3.8L, 6cyl	18/25	21	\$2,600	P
911 C4 GTS Cabriolet				
A-7, 3.8L, 6cyl	18/27	21	\$2,600	P
M-6, 3.8L, 6cyl	17/25	20	\$2,750	P
911 Carrera				
A-7, 3.6L, 6cyl	19/27	22	\$2,500	P
M-6, 3.6L, 6cyl	18/25	21	\$2,600	P
911 Carrera 4				
A-7, 3.6L, 6cyl	18/26	21	\$2,600	P
M-6, 3.6L, 6cyl	18/24	21	\$2,600	P
911 Carrera 4 Cabriolet				
A-7, 3.6L, 6cyl	18/26	21	\$2,600	P
M-6, 3.6L, 6cyl	18/25	21	\$2,600	P
911 Carrera 4 Targa				
A-7, 3.6L, 6cyl	18/26	21	\$2,600	P
M-6, 3.6L, 6cyl	18/25	21	\$2,600	P
911 Carrera 4S				
A-7, 3.8L, 6cyl	18/26	21	\$2,600	P
M-6, 3.8L, 6cyl	18/25	21	\$2,600	P
911 Carrera 4S Cabriolet				
A-7, 3.8L, 6cyl	18/27	21	\$2,600	P
M-6, 3.8L, 6cyl	17/25	20	\$2,750	P
911 Carrera 4S Targa				
A-7, 3.8L, 6cyl	18/27	21	\$2,600	P
M-6, 3.8L, 6cyl	17/25	20	\$2,750	P
911 Carrera Cabriolet				
A-7, 3.6L, 6cyl	19/27	21	\$2,600	P
M-6, 3.6L, 6cyl	18/26	21	\$2,600	P
911 Carrera S				
A-7, 3.8L, 6cyl	19/26	22	\$2,500	P
M-6, 3.8L, 6cyl	18/25	21	\$2,600	P
911 Carrera S Cabriolet				
A-7, 3.8L, 6cyl	19/27	21	\$2,600	P
M-6, 3.8L, 6cyl	18/26	21	\$2,600	P
911 GTS				
A-7, 3.8L, 6cyl	19/26	22	\$2,500	P
M-6, 3.8L, 6cyl	18/25	21	\$2,600	P
911 GTS Cabriolet				
A-7, 3.8L, 6cyl	19/27	21	\$2,600	P
M-6, 3.8L, 6cyl	18/26	21	\$2,600	P
911 Turbo Cabriolet				
A-7, 3.8L, 6cyl	16/24	19	\$2,900	P T
M-6, 3.8L, 6cyl	16/24	19	\$2,900	P T

Manufacturer Model Configuration (trans, eng size, cyl)	MPG		Annual Fuel Cost	Notes
	City/Hwy	Comb		
911 Turbo Coupe				
A-7, 3.8L, 6cyl	17/25	19	\$2,900	P T
M-6, 3.8L, 6cyl	16/24	19	\$2,900	P T
911 Turbo S Cabriolet				
A-7, 3.8L, 6cyl	16/24	19	\$2,900	P T
911 Turbo S Coupe				
A-7, 3.8L, 6cyl	17/25	19	\$2,900	P T
New 911 Carrera				
AM-S7, 3.4L, 6cyl	20/28	23	\$2,400	P
M-7, 3.4L, 6cyl	19/27	22	\$2,500	P
New 911 Carrera Cabriolet				
AM-S7, 3.4L, 6cyl	20/28	23	\$2,400	P
M-7, 3.4L, 6cyl	19/27	22	\$2,500	P
New 911 Carrera S				
AM-S7, 3.8L, 6cyl	19/27	22	\$2,500	P
M-7, 3.8L, 6cyl	19/27	22	\$2,500	P
New 911 Carrera S Cabriolet				
AM-S7, 3.8L, 6cyl	19/27	22	\$2,500	P
M-7, 3.8L, 6cyl	19/27	22	\$2,500	P
SCION				
iQ				
AV, 1.3L, 4cyl	36/37	37	\$1,350	

SUBCOMPACT CARS

ASTON MARTIN				
Rapide				
A-S6, 5.9L, 12cyl	13/19	15	\$3,650	P Tax
AUDI				
A5 Cabriolet				
AV, 2.0L, 4cyl	22/30	25	\$2,200	P T
A5 Cabriolet quattro				
A-S8, 2.0L, 4cyl	21/29	24	\$2,300	P T
A5 quattro				
A-S8, 2.0L, 4cyl	21/29	24	\$2,300	P T
M-6, 2.0L, 4cyl	21/31	25	\$2,200	P T
S5				
A-S6, 4.2L, 8cyl	16/24	19	\$2,900	P
M-6, 4.2L, 8cyl	14/22	17	\$3,250	P Tax
S5 Cabriolet				
A-S7, 3.0L, 6cyl	17/26	20	\$2,750	P S
TT Coupe quattro				
A-S6, 2.0L, 4cyl	23/31	26	\$2,100	P T
TT RS Coupe				
M-6, 2.5L, 5cyl	18/25	20	\$2,750	P T
BENTLEY				
Continental GTC				
A-S6, 6.0L, 12cyl	11/19	14	\$3,950	P T Tax
	8/13	10	\$5,200	E85
Continental Supersports Convertible				
A-S6, 6.0L, 12cyl	12/19	14	\$3,950	P T Tax
	8/14	10	\$5,200	E85
BMW				
128ci Convertible				
A-S6, 3.0L, 6cyl	18/27	21	\$2,600	P
M-6, 3.0L, 6cyl	18/28	22	\$2,500	P
128i				
A-S6, 3.0L, 6cyl	18/28	21	\$2,600	P
M-6, 3.0L, 6cyl	18/28	22	\$2,500	P

Manufacturer Model Configuration (trans, eng size, cyl)	MPG		Annual Fuel Cost	Notes	Manufacturer Model Configuration (trans, eng size, cyl)	MPG		Annual Fuel Cost	Notes
	City/Hwy	Comb				City/Hwy	Comb		
135i					HYUNDAI				
A-S7, 3.0L, 6cyl	18/25	21	\$2,600	P T	Genesis Coupe				
M-6, 3.0L, 6cyl	20/28	23	\$2,400	P T	A-5, 2.0L, 4cyl	20/30	23	\$2,400	P T
135i Convertible					M-6, 2.0L, 4cyl	21/30	24	\$2,300	P T
A-S7, 3.0L, 6cyl	18/25	20	\$2,750	P T	A-6, 3.8L, 6cyl	17/27	20	\$2,500	
M-6, 3.0L, 6cyl	19/28	22	\$2,500	P T	M-6, 3.8L, 6cyl	17/26	20	\$2,500	
328ci Convertible					INFINITI				
A-S6, 3.0L, 6cyl	18/27	21	\$2,600	P	G37 Convertible				
M-6, 3.0L, 6cyl	17/26	20	\$2,750	P	A-S7, 3.7L, 6cyl	17/25	20	\$2,750	P
328i Coupe					M-6, 3.7L, 6cyl	16/24	19	\$2,900	P
A-S6, 3.0L, 6cyl	18/28	21	\$2,600	P	G37 Coupe				
M-6, 3.0L, 6cyl	18/28	22	\$2,500	P	A-S7, 3.7L, 6cyl	19/27	22	\$2,500	P
328i Coupe xDrive					M-6, 3.7L, 6cyl	17/25	19	\$2,900	P
A-S6, 3.0L, 6cyl	17/25	20	\$2,750	P	G37x Coupe				
M-6, 3.0L, 6cyl	17/25	20	\$2,750	P	A-S7, 3.7L, 6cyl	18/25	20	\$2,750	P
335ci Convertible					LEXUS				
A-S6, 3.0L, 6cyl	18/28	22	\$2,500	P T	IS 250 AWD				
M-6, 3.0L, 6cyl	19/28	22	\$2,500	P T	A-S6, 2.5L, 6cyl	20/27	22	\$2,500	P
335i Coupe					IS 250/IS 250C				
A-S6, 3.0L, 6cyl	18/28	22	\$2,500	P T	A-S6, 2.5L, 6cyl	21/30	25	\$2,200	P
M-6, 3.0L, 6cyl	19/28	22	\$2,500	P T	M-6, 2.5L, 6cyl	19/28	22	\$2,500	P
335i Coupe xDrive					IS 350 AWD				
A-S6, 3.0L, 6cyl	18/27	21	\$2,600	P T	A-S6, 3.5L, 6cyl	18/26	21	\$2,600	P
M-6, 3.0L, 6cyl	19/27	22	\$2,500	P T	IS 350/IS 350C				
335is Convertible					A-S6, 3.5L, 6cyl	19/27	22	\$2,500	P
A-S7, 3.0L, 6cyl	17/24	19	\$2,900	P T	IS F				
M-6, 3.0L, 6cyl	18/26	21	\$2,600	P T	A-S8, 5.0L, 8cyl	16/23	18	\$3,050	P
335is Coupe					MASERATI				
A-S7, 3.0L, 6cyl	17/24	19	\$2,900	P T	GranTurismo				
M-6, 3.0L, 6cyl	18/26	21	\$2,600	P T	A-6, 4.7L, 8cyl	13/21	15	\$3,650	P Tax
M3 Convertible					GranTurismo Convertible				
A-S7, 4.0L, 8cyl	14/20	16	\$3,450	P Tax	A-6, 4.7L, 8cyl	13/20	15	\$3,650	P Tax
M-6, 4.0L, 8cyl	13/20	16	\$3,450	P Tax	MERCEDES-BENZ				
M3 Coupe					C250 Coupe				
A-S7, 4.0L, 8cyl	14/20	16	\$3,450	P Tax	A-7, 1.8L, 4cyl	21/31	25	\$2,200	P T
M-6, 4.0L, 8cyl	14/20	16	\$3,450	P Tax	C350 4matic Coupe				
CODA AUTOMOTIVE					A-7, 3.5L, 6cyl	19/28	22	\$2,500	P
CODA					C350 Coupe				
A-1	77/68	73	\$850	Elec	A-7, 3.5L, 6cyl	19/28	22	\$2,500	P
FIKSER					C63 AMG Black Series Coupe				
Karma					A-7, 6.2L, 8cyl	13/19	15	\$3,650	P Tax
A-1, 2.0L, 4cyl	See page 30				C63 AMG Coupe				
FORD					A-7, 6.2L, 8cyl	13/19	15	\$3,650	P Tax
Fiesta FWD					E350 4matic Coupe				
AM-6, 1.6L, 4cyl	29/39	33	\$1,550		A-7, 3.5L, 6cyl	19/28	22	\$2,500	P
M-5, 1.6L, 4cyl	29/38	33	\$1,550		A-7, 3.5L, 6cyl	19/27	22	\$2,500	P
Fiesta SFE FWD					14/20	16	\$3,250	E85	
AM-6, 1.6L, 4cyl	29/40	33	\$1,550		E350 Convertible				
Mustang					A-7, 3.5L, 6cyl	19/28	22	\$2,500	P
A-6, 3.7L, 6cyl	19/31	23	\$2,200		A-7, 3.5L, 6cyl	19/28	22	\$2,500	P
M-6, 3.7L, 6cyl	19/29	22	\$2,300		13/19	16	\$3,250	E85	
A-6, 5.0L, 8cyl	18/25	20	\$2,500		E350 Coupe				
M-6, 5.0L, 8cyl	17/26	20	\$2,500		A-7, 3.5L, 6cyl	19/29	22	\$2,500	P
M-6, 5.4L, 8cyl	15/23	17	\$3,250	P S	A-7, 3.5L, 6cyl	20/28	23	\$2,400	P
Mustang Convertible					15/21	17	\$3,050	E85	
A-6, 3.7L, 6cyl	19/30	23	\$2,200		E550 Convertible				
					A-7, 4.7L, 8cyl	16/25	19	\$2,900	P T

Manufacturer Model Configuration (trans, eng size, cyl)	MPG		Annual Fuel Cost	Notes	Manufacturer Model Configuration (trans, eng size, cyl)	MPG		Annual Fuel Cost	Notes
	City/Hwy	Comb				City/Hwy	Comb		
E550 Coupe					A4 quattro				
A-7, 4.7L, 8cyl	17/27	21	\$2,600	P T	A-S8, 2.0L, 4cyl	21/29	24	\$2,300	P T
MINI					M-6, 2.0L, 4cyl	21/31	25	\$2,200	P T
Cooper Clubman					S4				
A-S6, 1.6L, 4cyl	27/35	30	\$1,850	P	A-S7, 3.0L, 6cyl	18/28	21	\$2,600	P S
M-6, 1.6L, 4cyl	27/35	30	\$1,850	P	M-6, 3.0L, 6cyl	18/27	21	\$2,600	P S
Cooper S Clubman					BENTLEY				
A-S6, 1.6L, 4cyl	26/34	29	\$1,900	P T	Continental GT				
M-6, 1.6L, 4cyl	27/35	30	\$1,850	P T	A-S6, 6.0L, 12cyl	12/19	14	\$3,950	P T Tax
John Cooper Works Clubman					8/14	10	\$5,200	E85	
M-6, 1.6L, 4cyl	25/33	28	\$1,950	P T	BMW				
MITSUBISHI					328i				
Eclipse					A-S8, 2.0L, 4cyl	23/33	26	\$2,100	P T
A-S4, 2.4L, 4cyl	20/28	23	\$2,200		M-6, 2.0L, 4cyl	23/34	27	\$2,050	P T
M-5, 2.4L, 4cyl	20/28	23	\$2,200		335i				
A-S5, 3.8L, 6cyl	17/25	20	\$2,750	P	A-S8, 3.0L, 6cyl	23/33	26	\$2,100	P T
i-MiEV					M-6, 3.0L, 6cyl	20/30	23	\$2,400	P T
A-1	126/99	112	\$550	Elec	640i Convertible				
NISSAN					A-S8, 3.0L, 6cyl	20/30	24	\$2,300	P T
Altima Coupe					640i Coupe				
AV-S6, 2.5L, 4cyl	23/32	26	\$1,950		A-S8, 3.0L, 6cyl	23/33	26	\$2,100	P T
M-6, 2.5L, 4cyl	23/31	26	\$1,950		650i Convertible				
AV-S6, 3.5L, 6cyl	20/27	23	\$2,200		A-S8, 4.4L, 8cyl	15/23	18	\$3,050	P T
M-6, 3.5L, 6cyl	18/27	21	\$2,400		M-6, 4.4L, 8cyl	15/22	17	\$3,250	P T
GT-R					650i Convertible xDrive				
AM-6, 3.8L, 6cyl	16/23	19	\$2,900	P T	A-S8, 4.4L, 8cyl	15/19	17	\$3,250	P T
ROUSH PERFORMANCE					650i Coupe				
Stage 3 Mustang					A-S8, 4.4L, 8cyl	15/23	18	\$3,050	P T
A-6, 5.0L, 8cyl	15/22	18	\$3,050	P S	M-6, 4.4L, 8cyl	15/22	17	\$3,250	P T
M-6, 5.0L, 8cyl	14/21	16	\$3,450	P S Tax	650i Coupe xDrive				
SCION					A-S8, 4.4L, 8cyl	15/20	17	\$3,250	P T
xD					M6 Convertible				
A-4, 1.8L, 4cyl	27/33	29	\$1,750		A-S7, 4.4L, 8cyl	14/20	16	\$3,450	P T Tax
M-5, 1.8L, 4cyl	27/33	29	\$1,750		BUICK				
VOLKSWAGEN					Verano				
Beetle					A-S6, 2.4L, 4cyl	21/32	25	\$2,000	
A-S6, 2.0L, 4cyl	22/30	25	\$2,200	P T	15/23	18	\$2,900	E85	
M-6, 2.0L, 4cyl	21/30	24	\$2,300	P T	CHEVROLET				
A-S6, 2.5L, 5cyl	22/29	25	\$2,000		Camaro				
M-5, 2.5L, 5cyl	22/31	25	\$2,000		A-S6, 3.6L, 6cyl	18/29	22	\$2,300	
Eos					A-6, 3.6L, 6cyl	19/30	22	\$2,300	
A-S6, 2.0L, 4cyl	22/30	25	\$2,200	P T	M-6, 3.6L, 6cyl	17/28	20	\$2,500	
VOLVO					A-S6, 6.2L, 8cyl	15/24	18	\$2,800	
C70 FWD					A-S6, 6.2L, 8cyl	12/18	14	\$3,600	S Tax
A-S5, 2.5L, 5cyl	18/28	21	\$2,400	T	M-6, 6.2L, 8cyl	16/24	19	\$2,650	
COMPACT CARS					M-6, 6.2L, 8cyl	14/19	16	\$3,450	P S Tax
ACURA					Sonic				
TSX					A-S6, 1.4L, 4cyl	27/37	31	\$1,650	T
A-S5, 2.4L, 4cyl	22/31	26	\$2,100	P	M-6, 1.4L, 4cyl	29/40	33	\$1,550	T
M-6, 2.4L, 4cyl	21/29	24	\$2,300	P	A-S6, 1.8L, 4cyl	25/35	28	\$1,800	
A-S5, 3.5L, 6cyl	19/28	23	\$2,400	P	M-5, 1.8L, 4cyl	26/35	29	\$1,750	
AUDI					Volt				
A4					AV, 1.4L, 4cyl				See page 30
AV, 2.0L, 4cyl	22/30	25	\$2,200	P T					

Manufacturer Model Configuration (trans, eng size, cyl)	MPG		Annual Fuel Cost	Notes	Manufacturer Model Configuration (trans, eng size, cyl)	MPG		Annual Fuel Cost	Notes
	City/Hwy	Comb				City/Hwy	Comb		
CHRYSLER					Rio				
200 Convertible					A-6, 1.6L, 4cyl	28/36	31	\$1,650	
A-6, 2.4L, 4cyl	18/29	22	\$2,300		M-6, 1.6L, 4cyl	29/37	32	\$1,600	
A-6, 3.6L, 6cyl	19/29	22	\$2,300		LEXUS				
	14/21	16	\$3,250	E85	CT 200h				
FORD					AV, 1.8L, 4cyl	43/40	42	\$1,200	HEV
Focus BEV FWD					HS 250h				
AV	110/99	105	\$600	Elec	AV, 2.4L, 4cyl	35/34	35	\$1,450	HEV
Focus FWD					MAZDA				
AM-S6, 2.0L, 4cyl	27/37	31	\$1,650		2				
AM-6, 2.0L, 4cyl	28/38	31	\$1,650		A-4, 1.5L, 4cyl	28/34	30	\$1,700	
M-5, 2.0L, 4cyl	26/36	30	\$1,700		M-5, 1.5L, 4cyl	29/35	32	\$1,600	
Focus FWD FFV					3				
AM-S6, 2.0L, 4cyl	28/38	31	\$1,650		A-S5, 2.0L, 4cyl	24/33	27	\$1,850	
	19/28	22	\$2,350	E85	M-5, 2.0L, 4cyl	25/33	28	\$1,800	
AM-6, 2.0L, 4cyl	28/38	31	\$1,650		A-S5, 2.5L, 4cyl	22/29	25	\$2,000	
	19/28	22	\$2,350	E85	M-6, 2.5L, 4cyl	20/28	23	\$2,200	
M-5, 2.0L, 4cyl	26/36	30	\$1,700		3 DI 4-Door				
	19/26	22	\$2,350	E85	A-S6, 2.0L, 4cyl	28/40	33	\$1,550	
Focus SFE FWD					M-6, 2.0L, 4cyl	27/39	31	\$1,650	
AM-6, 2.0L, 4cyl	28/40	33	\$1,550		MERCEDES-BENZ				
Focus SFE FWD FFV					C250				
AM-6, 2.0L, 4cyl	28/40	33	\$1,550		A-7, 1.8L, 4cyl	21/31	25	\$2,200	P T
	20/28	23	\$2,250	E85	C300 4matic				
HONDA					A-7, 3.0L, 6cyl	17/24	20	\$2,750	P
Accord Coupe					A-7, 3.0L, 6cyl	18/25	20	\$2,750	P
A-5, 2.4L, 4cyl	22/33	26	\$1,950			13/18	15	\$3,450	E85
M-5, 2.4L, 4cyl	23/32	26	\$1,950		C350				
A-S5, 3.5L, 6cyl	19/29	23	\$2,200		A-7, 3.5L, 6cyl	20/29	23	\$2,400	P
M-6, 3.5L, 6cyl	17/26	21	\$2,400		A-7, 3.5L, 6cyl	19/29	23	\$2,400	P
Civic						15/22	17	\$3,050	E85
A-5, 1.8L, 4cyl	28/39	32	\$1,600		C63 AMG				
M-5, 1.8L, 4cyl	28/36	31	\$1,650		A-7, 6.2L, 8cyl	13/19	15	\$3,650	P Tax
M-6, 2.4L, 4cyl	22/31	25	\$2,200	P	CL550 4matic				
Civic HF					A-7, 4.7L, 8cyl	15/24	18	\$3,050	P T
A-5, 1.8L, 4cyl	29/41	33	\$1,550		CL600				
Civic Hybrid					A-5, 5.5L, 12cyl	12/18	14	\$3,950	P T Tax
AV, 1.5L, 4cyl	44/44	44	\$1,150	HEV	CL63 AMG				
Civic Natural Gas					A-7, 5.5L, 8cyl	15/22	18	\$3,050	P T
A-5, 1.8L, 4cyl	27/38	31	\$1,050	CNG	CL65 AMG				
Insight					A-5, 6.0L, 12cyl	12/18	14	\$3,950	P T Tax
AV-S7, 1.3L, 4cyl	41/44	42	\$1,200	HEV	CLS550				
AV, 1.3L, 4cyl	41/44	42	\$1,200	HEV	A-7, 4.7L, 8cyl	17/25	20	\$2,750	P T
HYUNDAI					CLS550 4matic				
Accent					A-7, 4.7L, 8cyl	16/25	19	\$2,900	P T
A-6, 1.6L, 4cyl	28/37	31	\$1,650		CLS63 AMG				
M-6, 1.6L, 4cyl	28/37	32	\$1,600		A-7, 5.5L, 8cyl	16/25	19	\$2,900	P T
Veloster					MINI				
AM-6, 1.6L, 4cyl	27/35	30	\$1,700		Cooper Countryman				
M-6, 1.6L, 4cyl	27/37	31	\$1,650		A-S6, 1.6L, 4cyl	25/30	27	\$2,050	P
KIA					M-6, 1.6L, 4cyl	27/35	30	\$1,850	P
Forte Koup					Cooper S Countryman				
A-6, 2.0L, 4cyl	25/34	29	\$1,750		A-S6, 1.6L, 4cyl	25/32	28	\$1,950	P T
M-6, 2.0L, 4cyl	24/33	28	\$1,800		M-6, 1.6L, 4cyl	26/32	29	\$1,900	P T
A-6, 2.4L, 4cyl	23/31	26	\$1,950		Cooper S Countryman All4				
M-6, 2.4L, 4cyl	22/32	26	\$1,950		A-S6, 1.6L, 4cyl	23/30	26	\$2,100	P T
					M-6, 1.6L, 4cyl	25/31	28	\$1,950	P T

Manufacturer Model Configuration (trans, eng size, cyl)	MPG		Annual Fuel Cost	Notes	Manufacturer Model Configuration (trans, eng size, cyl)	MPG		Annual Fuel Cost	Notes
	City/Hwy	Comb				City/Hwy	Comb		
MITSUBISHI					Kizashi S AWD				
Lancer					AV, 2.4L, 4cyl	23/30	25	\$2,000	
AM-6, 2.0L, 4cyl	18/25	20	\$2,750	P T	SX4 Sedan				
AV-S6, 2.0L, 4cyl	26/34	29	\$1,750		AV, 2.0L, 4cyl	25/32	28	\$1,800	
M-5, 2.0L, 4cyl	25/34	28	\$1,800		M-6, 2.0L, 4cyl	23/33	26	\$1,950	
AV-S6, 2.4L, 4cyl	23/30	26	\$1,950		SX4 Sport				
M-5, 2.4L, 4cyl	22/31	26	\$1,950		AV, 2.0L, 4cyl	23/30	26	\$1,950	
Lancer AWD					M-6, 2.0L, 4cyl	23/32	26	\$1,950	
AV-S6, 2.4L, 4cyl	22/29	25	\$2,000		TOYOTA				
Lancer Evolution					Corolla				
AM-6, 2.0L, 4cyl	17/22	19	\$2,900	P T	A-4, 1.8L, 4cyl	26/34	29	\$1,750	
M-5, 2.0L, 4cyl	17/23	19	\$2,900	P T	M-5, 1.8L, 4cyl	27/34	30	\$1,700	
NISSAN					Prius c				
Versa					AV, 1.5L, 4cyl	53/46	50	\$1,000	HEV
AV, 1.6L, 4cyl	30/38	33	\$1,550		Yaris				
M-5, 1.6L, 4cyl	27/36	30	\$1,700		A-4, 1.5L, 4cyl	30/35	32	\$1,600	
AV, 1.8L, 4cyl	28/34	30	\$1,700		M-5, 1.5L, 4cyl	30/38	33	\$1,550	
A-4, 1.8L, 4cyl	24/32	27	\$1,850		VOLKSWAGEN				
M-6, 1.8L, 4cyl	26/31	28	\$1,800		CC				
ROLLS-ROYCE					A-S6, 2.0L, 4cyl	22/31	25	\$2,200	P T
Phantom Coupe					M-6, 2.0L, 4cyl	21/31	24	\$2,300	P T
A-S6, 6.7L, 12cyl	11/18	14	\$3,950	P Tax	CC 4motion				
Phantom Drophead Coupe					A-S6, 3.6L, 6cyl	17/25	20	\$2,750	P
A-S6, 6.7L, 12cyl	11/18	14	\$3,950	P Tax	Golf				
SAAB					A-S6, 2.5L, 5cyl	24/31	26	\$1,950	
9-3 Convertible					M-5, 2.5L, 5cyl	23/33	26	\$1,950	
A-S6, 2.0L, 4cyl	18/28	22	\$2,300	T	A-S6, 2.0L, 4cyl	30/42	34	\$1,750	D T
	13/21	16	\$3,250	E85	M-6, 2.0L, 4cyl	30/42	34	\$1,750	D T
M-6, 2.0L, 4cyl	20/33	25	\$2,000	T	Golf R				
	15/23	18	\$2,900	E85	M-6, 2.0L, 4cyl	19/27	22	\$2,500	P T
9-3 Sedan AWD					GTI				
A-S6, 2.0L, 4cyl	18/29	22	\$2,300	T	A-S6, 2.0L, 4cyl	24/33	27	\$2,050	P T
M-6, 2.0L, 4cyl	20/30	24	\$2,100	T	M-6, 2.0L, 4cyl	21/31	25	\$2,200	P T
9-3 Sport Sedan					Jetta				
A-S6, 2.0L, 4cyl	19/29	23	\$2,200	T	A-S6, 2.0L, 4cyl	23/29	25	\$2,000	
	14/20	17	\$3,050	E85	A-S6, 2.0L, 4cyl	24/32	27	\$2,050	P T
M-6, 2.0L, 4cyl	20/33	25	\$2,000	T	M-5, 2.0L, 4cyl	24/34	28	\$1,800	
	15/23	18	\$2,900	E85	M-6, 2.0L, 4cyl	22/33	26	\$2,100	P T
SCION					A-S6, 2.5L, 5cyl	24/31	26	\$1,950	
tC					M-5, 2.5L, 5cyl	23/33	26	\$1,950	
A-S6, 2.5L, 4cyl	23/31	26	\$1,950		A-S6, 2.0L, 4cyl	30/42	34	\$1,750	D T
M-6, 2.5L, 4cyl	23/31	26	\$1,950		M-6, 2.0L, 4cyl	30/42	34	\$1,750	D T
SUBARU					VOLVO				
Impreza AWD					C30 FWD				
AV, 2.0L, 4cyl	27/36	30	\$1,700		A-S5, 2.5L, 5cyl	21/30	24	\$2,100	T
M-5, 2.0L, 4cyl	25/34	28	\$1,800		M-6, 2.5L, 5cyl	21/29	24	\$2,100	T
M-5, 2.5L, 4cyl	19/25	21	\$2,600	P T	S60 AWD				
M-6, 2.5L, 4cyl	17/23	19	\$2,900	P T	A-S6, 3.0L, 6cyl	18/26	21	\$2,400	T
SUZUKI					S60 FWD				
Kizashi					A-S6, 2.5L, 5cyl	20/30	23	\$2,200	T
AV, 2.4L, 4cyl	23/30	26	\$1,950		MIDSIZE CARS				
M-6, 2.4L, 4cyl	20/29	24	\$2,100		ACURA				
Kizashi AWD					RL				
AV, 2.4L, 4cyl	22/29	25	\$2,000		A-S6, 3.7L, 6cyl	17/24	20	\$2,750	P
Kizashi S					TL 2WD				
AV, 2.4L, 4cyl	23/31	26	\$1,950		A-S6, 3.5L, 6cyl	20/29	23	\$2,400	P
M-6, 2.4L, 4cyl	21/31	25	\$2,000						

Manufacturer Model Configuration (trans, eng size, cyl)	MPG		Annual Fuel Cost	Notes	Manufacturer Model Configuration (trans, eng size, cyl)	MPG		Annual Fuel Cost	Notes
	City/Hwy	Comb				City/Hwy	Comb		
TL 4WD					Regal				
A-S6, 3.7L, 6cyl	18/26	21	\$2,600	P	A-S6, 2.0L, 4cyl	19/27	22	\$2,300	T
M-6, 3.7L, 6cyl	17/25	20	\$2,750	P	M-6, 2.0L, 4cyl	19/27	22	\$2,300	T
AUDI					A-S6, 2.4L, 4cyl				
A6					A-S6, 2.0L, 4cyl				
AV, 2.0L, 4cyl	25/33	28	\$1,950	P T		13/22	16	\$3,250	E85
A6 quattro					A-S6, 2.0L, 4cyl				
A-S8, 3.0L, 6cyl	19/28	22	\$2,500	P S		18/29	22	\$2,300	T MODE
A7 quattro					M-6, 2.0L, 4cyl				
A-S8, 3.0L, 6cyl	18/28	22	\$2,500	P S		13/22	16	\$3,250	E85
A8					M-6, 2.0L, 4cyl				
A-S8, 4.2L, 8cyl	18/28	21	\$2,600	P		15/22	17	\$3,050	E85
BENTLEY					A-S6, 2.4L, 4cyl				
Continental Flying Spur					Regal eAssist				
A-S6, 6.0L, 12cyl	11/19	14	\$3,950	P T Tax	AV-S6, 2.4L, 4cyl	25/36	29	\$1,750	HEV
	8/13	10	\$5,200	E85	CADILLAC				
Mulsanne					CTS				
A-S8, 6.8L, 8cyl	11/18	13	\$4,250	P T Tax	A-S6, 3.0L, 6cyl	18/27	22	\$2,300	
BMW					A-S6, 3.6L, 6cyl				
528i					M-6, 3.6L, 6cyl				
A-8, 2.0L, 4cyl	23/34	27	\$2,050	P T		16/26	19	\$2,650	
528i xDrive					A-S6, 6.2L, 8cyl				
A-8, 2.0L, 4cyl	22/32	26	\$2,100	P T		12/18	14	\$3,950	P S Tax
535i					M-6, 6.2L, 8cyl				
A-S8, 3.0L, 6cyl	20/30	24	\$2,300	P T		14/19	16	\$3,450	P S Tax
M-6, 3.0L, 6cyl	20/30	23	\$2,400	P T	CTS AWD				
535i xDrive					A-S6, 3.0L, 6cyl				
A-S8, 3.0L, 6cyl	21/30	24	\$2,300	P T		18/26	21	\$2,400	
550i					A-S6, 3.6L, 6cyl				
A-S8, 4.4L, 8cyl	15/23	18	\$3,050	P T		18/27	21	\$2,400	
M-6, 4.4L, 8cyl	15/22	17	\$3,250	P T	CHEVROLET				
550i xDrive					Cruze				
A-S8, 4.4L, 8cyl	15/20	17	\$3,250	P T	A-S6, 1.4L, 4cyl	26/38	30	\$1,700	T
ActiveHybrid 5					M-6, 1.4L, 4cyl				
A-S8, 3.0L, 6cyl	23/30	26	\$2,100	HEV P T		26/38	30	\$1,700	T
ActiveHybrid 7					A-S6, 1.8L, 4cyl				
A-S8, 4.4L, 8cyl	17/24	20	\$2,750	HEV P T		22/35	27	\$1,850	
BUICK					M-6, 1.8L, 4cyl				
LaCrosse					Cruze Eco				
A-S6, 3.6L, 6cyl	17/27	21	\$2,400		A-6, 1.4L, 4cyl	26/39	31	\$1,650	T
	13/19	15	\$3,450	E85		28/42	33	\$1,550	T
A-S6, 3.6L, 6cyl	17/27	21	\$2,400	MODE	Malibu				
	13/19	15	\$3,450	E85	A-S6, 2.4L, 4cyl	22/33	26	\$1,950	
LaCrosse AWD					A-S6, 3.6L, 6cyl				
A-S6, 3.6L, 6cyl	16/26	20	\$2,500			17/26	20	\$2,500	
	12/18	14	\$3,700	E85	A-S6, 2.4L, 4cyl				
LaCrosse eAssist					22/33				
AV-S6, 2.4L, 4cyl	25/36	29	\$1,750	HEV		15/23	18	\$2,900	E85
REGAL					Sonic 5				
200					A-S6, 1.4L, 4cyl				
A-4, 2.4L, 4cyl	21/30	24	\$2,100			27/37	31	\$1,650	T
A-6, 2.4L, 4cyl	20/31	24	\$2,100		M-6, 1.4L, 4cyl	29/40	33	\$1,550	T
A-6, 3.6L, 6cyl	19/29	22	\$2,300		CHRYSLER				
	14/21	16	\$3,250	E85	200				
DODGE					A-4, 2.4L, 4cyl				
Avenger					A-6, 2.4L, 4cyl				
A-4, 2.4L, 4cyl	21/30	24	\$2,100			19/29	22	\$2,300	
A-6, 2.4L, 4cyl	20/31	24	\$2,100		A-6, 3.6L, 6cyl				
A-6, 3.6L, 6cyl	19/29	22	\$2,300			14/21	16	\$3,250	E85
	14/21	16	\$3,250	E85	DODGE				
Avenger					Avenger				
A-4, 2.4L, 4cyl	21/30	24	\$2,100		A-4, 2.4L, 4cyl				
A-6, 2.4L, 4cyl	20/31	24	\$2,100		A-6, 2.4L, 4cyl				
A-6, 3.6L, 6cyl	19/29	22	\$2,300		A-6, 3.6L, 6cyl				
	14/21	16	\$3,250	E85		14/21	16	\$3,250	E85

Manufacturer Model Configuration (trans, eng size, cyl)	MPG		Annual Fuel Cost	Notes	Manufacturer Model Configuration (trans, eng size, cyl)	MPG		Annual Fuel Cost	Notes
	City/Hwy	Comb				City/Hwy	Comb		
Challenger					JAGUAR				
A-5, 3.6L, 6cyl	18/27	21	\$2,400		XF				
A-5, 5.7L, 8cyl	16/25	19	\$2,750	Mid	A-S6, 5.0L, 8cyl	16/23	19	\$2,900	P
M-6, 5.7L, 8cyl	15/23	18	\$3,050	P	A-S6, 5.0L, 8cyl	15/21	17	\$3,250	P S
Challenger SRT8					KIA				
A-5, 6.4L, 8cyl	14/23	17	\$3,250	P Tax	Forte				
M-6, 6.4L, 8cyl	14/23	17	\$3,250	P Tax	A-6, 2.0L, 4cyl	26/36	29	\$1,750	
FERRARI					M-6, 2.0L, 4cyl	25/34	29	\$1,750	
FF					A-6, 2.4L, 4cyl	23/32	26	\$1,950	
AM-7, 6.3L, 12cyl	11/17	13	\$4,250	P Tax D	M-6, 2.4L, 4cyl	22/32	26	\$1,950	
AM-7, 6.3L, 12cyl	11/17	13	\$4,250	P Tax D SS	Forte Eco				
FORD					A-6, 2.0L, 4cyl	27/37	30	\$1,700	
Fusion AWD					Optima				
A-S6, 3.5L, 6cyl	17/25	19	\$2,650		A-6, 2.0L, 4cyl	22/34	26	\$1,950	T
Fusion AWD FFV					A-6, 2.4L, 4cyl	24/35	28	\$1,800	
A-S6, 3.0L, 6cyl	18/26	20	\$2,500		M-6, 2.4L, 4cyl	24/35	28	\$1,800	
	13/19	15	\$3,450	E85	Optima Hybrid				
Fusion FWD					A-6, 2.4L, 4cyl	34/39	36	\$1,400	HEV
A-S6, 2.5L, 4cyl	22/30	25	\$2,000		LEXUS				
A-6, 2.5L, 4cyl	23/33	26	\$1,950		ES 350				
M-6, 2.5L, 4cyl	22/29	24	\$2,100		A-S6, 3.5L, 6cyl	19/28	22	\$2,300	
A-S6, 3.5L, 6cyl	18/27	21	\$2,400		LS 460				
Fusion FWD FFV					A-S8, 4.6L, 8cyl	16/24	19	\$2,900	P
A-S6, 3.0L, 6cyl	20/28	23	\$2,200		LS 460 AWD				
	14/21	16	\$3,250	E85	A-S8, 4.6L, 8cyl	16/23	18	\$3,050	P
Fusion Hybrid FWD					LS 460 L				
AV, 2.5L, 4cyl	41/36	39	\$1,300	HEV	A-S8, 4.6L, 8cyl	16/24	19	\$2,900	P
Fusion S FWD					LS 460 L AWD				
M-6, 2.5L, 4cyl	22/32	25	\$2,000		A-S8, 4.6L, 8cyl	16/23	18	\$3,050	P
HYUNDAI					LS 600h L				
Elantra					AV-S8, 5.0L, 8cyl	19/23	20	\$2,750	HEV P
A-6, 1.8L, 4cyl	28/38	32	\$1,600		LINCOLN				
M-6, 1.8L, 4cyl	28/38	32	\$1,600		MKZ AWD				
Sonata Hybrid					A-S6, 3.5L, 6cyl	17/25	19	\$2,650	
A-6, 2.4L, 4cyl	34/39	36	\$1,400	HEV	MKZ FWD				
INFINITI					A-S6, 3.5L, 6cyl	18/27	21	\$2,400	
G25					MKZ Hybrid FWD				
A-S7, 2.5L, 6cyl	20/29	23	\$2,400	P	AV, 2.5L, 4cyl	41/36	39	\$1,300	HEV
G25x					MAZDA				
A-S7, 2.5L, 6cyl	19/27	22	\$2,500	P	3 DI 5-Door				
G37					A-S6, 2.0L, 4cyl	28/39	32	\$1,600	
A-S7, 3.7L, 6cyl	19/27	22	\$2,500	P	M-6, 2.0L, 4cyl	27/38	31	\$1,650	
M-6, 3.7L, 6cyl	17/25	19	\$2,900	P	6				
G37x					A-S5, 2.5L, 4cyl	22/31	25	\$2,000	
A-S7, 3.7L, 6cyl	18/25	20	\$2,750	P	M-6, 2.5L, 4cyl	21/30	24	\$2,100	
M35h					A-S6, 3.7L, 6cyl	18/27	21	\$2,400	
A-S7, 3.5L, 6cyl	27/32	29	\$1,900	HEV P	Speed 3				
M37					M-6, 2.3L, 4cyl	18/25	21	\$2,600	P T
A-S7, 3.7L, 6cyl	18/26	21	\$2,600	P	MERCEDES-BENZ				
M37x					E350				
A-S7, 3.7L, 6cyl	17/24	20	\$2,750	P	A-7, 3.5L, 6cyl	20/30	23	\$2,400	P
M56					E350 4matic				
A-S7, 5.6L, 8cyl	16/24	19	\$2,900	P	A-7, 3.5L, 6cyl	19/29	23	\$2,400	P
M56x					E350 Bluetec				
A-S7, 5.6L, 8cyl	16/23	18	\$3,050	P	A-7, 3.0L, 6cyl	21/32	25	\$2,350	D T

Manufacturer Model Configuration (trans, eng size, cyl)	MPG		Annual Fuel Cost	Notes	Manufacturer Model Configuration (trans, eng size, cyl)	MPG		Annual Fuel Cost	Notes
	City/Hwy	Comb				City/Hwy	Comb		
E550 4matic					S80 FWD				
A-7, 4.7L, 8cyl	16/26	20	\$2,750	P T	A-S6, 3.2L, 6cyl	20/29	23	\$2,200	
E63 AMG					LARGE CARS				
A-7, 5.5L, 8cyl	16/24	19	\$2,900	P T	AUDI				
MITSUBISHI					A8 L				
Galant					A-S8, 4.2L, 8cyl	18/28	21	\$2,600	P
A-S4, 2.4L, 4cyl	21/30	24	\$2,100		A-S8, 6.3L, 12cyl	14/21	16	\$3,450	P Tax
NISSAN					BMW				
Altima					535i Gran Turismo				
AV-S6, 2.5L, 4cyl	23/32	27	\$1,850		A-S8, 3.0L, 6cyl	19/28	22	\$2,500	P T
AV-S6, 3.5L, 6cyl	20/27	23	\$2,200		535i xDrive Gran Turismo				
Leaf					A-S8, 3.0L, 6cyl	18/27	21	\$2,600	P T
A-1	106/92	99	\$600	Elec	550i Gran Turismo				
Maxima					A-S8, 4.4L, 8cyl	15/22	18	\$3,050	P T
AV-S6, 3.5L, 6cyl	19/26	22	\$2,500	P	550i xDrive Gran Turismo				
Sentra					A-S8, 4.4L, 8cyl	15/19	17	\$3,250	P T
AV, 2.0L, 4cyl	27/34	30	\$1,700		740i				
M-6, 2.0L, 4cyl	24/31	27	\$1,850		A-S6, 3.0L, 6cyl	17/25	20	\$2,750	P T
AV-S6, 2.5L, 4cyl	24/30	26	\$1,950		740Li				
M-6, 2.5L, 4cyl	21/28	24	\$2,300	P	A-S6, 3.0L, 6cyl	17/25	20	\$2,750	P T
SAAB					750i				
9-5 Sedan					A-S6, 4.4L, 8cyl	15/22	17	\$3,250	P T Tax
A-S6, 2.0L, 4cyl	18/28	22	\$2,300	T	750i xDrive				
	13/21	16	\$3,250	E85	A-S6, 4.4L, 8cyl	14/20	16	\$3,450	P T Tax
M-6, 2.0L, 4cyl	20/33	25	\$2,000	T	750Li				
	15/23	18	\$2,900	E85	A-S6, 4.4L, 8cyl	14/22	17	\$3,250	P T Tax
9-5 Sedan AWD					750Li xDrive				
A-S6, 2.8L, 6cyl	17/27	20	\$2,500	T	A-S6, 4.4L, 8cyl	14/20	16	\$3,450	P T Tax
SUBARU					760Li				
Legacy AWD					A-S8, 6.0L, 12cyl	13/19	15	\$3,650	P T Tax
AV, 2.5L, 4cyl	23/31	26	\$1,950		ActiveHybrid 7L				
M-6, 2.5L, 4cyl	19/27	22	\$2,300		A-S8, 4.4L, 8cyl	17/24	20	\$2,750	HEV P T
M-6, 2.5L, 4cyl	18/25	21	\$2,600	P T	Alpina B7 LWB				
A-S5, 3.6L, 6cyl	18/25	20	\$2,500		A-S6, 4.4L, 8cyl	14/22	17	\$3,250	P T Tax
TOYOTA					Alpina B7 LWB xDrive				
Camry					A-S6, 4.4L, 8cyl	14/20	16	\$3,450	P T Tax
A-S6, 2.5L, 4cyl	25/35	28	\$1,800		Alpina B7 SWB				
A-S6, 3.5L, 6cyl	21/30	25	\$2,000		A-S6, 4.4L, 8cyl	14/22	17	\$3,250	P T Tax
Camry Hybrid LE					Alpina B7 SWB xDrive				
AV, 2.5L, 4cyl	43/39	41	\$1,250	HEV	A-S6, 4.4L, 8cyl	14/20	16	\$3,450	P T Tax
Camry Hybrid XLE					CHEVROLET				
AV, 2.5L, 4cyl	40/38	40	\$1,250	HEV	Impala				
Prius					A-6, 3.6L, 6cyl	18/30	22	\$2,300	
AV, 1.8L, 4cyl	51/48	50	\$1,000	HEV	A-6, 3.6L, 6cyl	18/30	22	\$2,300	
Prius Plug-in Hybrid						13/22	16	\$3,250	E85
AV, 1.8L, 4cyl			See page 30		CHRYSLER				
VOLKSWAGEN					300				
Passat					A-5, 3.6L, 6cyl	18/27	21	\$2,400	
A-S6, 2.5L, 5cyl	22/31	25	\$2,000		A-5, 5.7L, 8cyl	16/25	19	\$2,750	Mid
M-5, 2.5L, 5cyl	22/32	26	\$1,950		A-8, 3.6L, 6cyl	19/31	23	\$2,200	
A-S6, 3.6L, 6cyl	20/28	23	\$2,400	P		14/23	17	\$3,050	E85
A-S6, 2.0L, 4cyl	30/40	34	\$1,750	D T	300 AWD				
M-6, 2.0L, 4cyl	31/43	35	\$1,700	D T	A-5, 5.7L, 8cyl	15/23	18	\$2,950	Mid
VOLVO					A-8, 3.6L, 6cyl	18/27	21	\$2,400	
S80 AWD						14/20	16	\$3,250	E85
A-S6, 3.0L, 6cyl	18/26	21	\$2,400	T	300 SRT8				
					A-5, 6.4L, 8cyl	14/23	17	\$3,250	P Tax

Manufacturer Model Configuration (trans, eng size, cyl)	MPG		Annual Fuel Cost	Notes	Manufacturer Model Configuration (trans, eng size, cyl)	MPG		Annual Fuel Cost	Notes
	City/Hwy	Comb				City/Hwy	Comb		
DODGE					MAYBACH				
Charger					57				
A-5, 3.6L, 6cyl	18/27	21	\$2,400		A-5, 5.5L, 12cyl	10/16	12	\$4,600	P T Tax
A-5, 5.7L, 8cyl	16/25	19	\$2,750	Mid	57 S				
A-8, 3.6L, 6cyl	19/31	23	\$2,200		A-5, 5.5L, 12cyl	10/16	12	\$4,600	P T Tax
	14/23	17	\$3,050	E85	62				
Charger AWD					A-5, 5.5L, 12cyl 10/16 12 \$4,600 P T Tax				
A-5, 5.7L, 8cyl	15/23	18	\$2,950	Mid	62 S				
A-8, 3.6L, 6cyl	18/27	21	\$2,400		A-5, 5.5L, 12cyl	10/16	12	\$4,600	P T Tax
	14/20	16	\$3,250	E85	Landaulet				
Charger SRT8					A-5, 5.5L, 12cyl 10/16 12 \$4,600 P T Tax				
A-5, 6.4L, 8cyl	14/23	17	\$3,250	P Tax	MERCEDES-BENZ				
FORD					S350 Bluetec 4matic				
Taurus AWD					A-7, 3.0L, 6cyl 21/31 25 \$2,350 D T				
A-S6, 3.5L, 6cyl	17/26	20	\$2,500		S400 Hybrid				
A-S6, 3.5L, 6cyl	17/25	20	\$2,500	T	A-7, 3.5L, 6cyl	19/25	21	\$2,600	HEV P
Taurus FWD					S550				
A-S6, 3.5L, 6cyl	18/27	21	\$2,400		A-7, 4.7L, 8cyl	15/25	19	\$2,900	P T
A-6, 3.5L, 6cyl	18/28	22	\$2,300		S550 4matic				
HONDA					A-7, 4.7L, 8cyl 15/24 18 \$3,050 P T				
Accord					S600				
A-5, 2.4L, 4cyl	23/34	27	\$1,850		A-5, 5.5L, 12cyl	12/19	14	\$3,950	P T Tax
M-5, 2.4L, 4cyl	23/34	27	\$1,850		S63 AMG				
A-5, 3.5L, 6cyl	20/30	24	\$2,100		A-7, 5.5L, 8cyl	15/23	18	\$3,050	P T
HYUNDAI					S65 AMG				
Azera					A-5, 6.0L, 12cyl 12/19 14 \$3,950 P T Tax				
A-6, 3.3L, 6cyl	20/28	23	\$2,200		PORSCHE				
Equus					Panamera				
A-8, 5.0L, 8cyl	15/23	18	\$3,050	P	A-7, 3.6L, 6cyl	18/27	21	\$2,600	P
Genesis					Panamera 4				
A-8, 3.8L, 6cyl	18/28	22	\$2,300		A-7, 3.6L, 6cyl	18/26	21	\$2,600	P
A-8, 4.6L, 8cyl	16/25	19	\$2,900	P	Panamera 4S				
A-8, 5.0L, 8cyl	17/25	20	\$2,750	P	A-7, 4.8L, 8cyl	16/24	19	\$2,900	P
Genesis R-Spec					Panamera S				
A-8, 5.0L, 8cyl	16/25	18	\$3,050	P	A-7, 4.8L, 8cyl	16/24	19	\$2,900	P
Sonata					Panamera S Hybrid				
A-6, 2.0L, 4cyl	22/34	26	\$1,950	T	A-8, 3.0L, 6cyl	22/30	25	\$2,200	HEV P S
A-6, 2.4L, 4cyl	24/35	28	\$1,800		Panamera Turbo				
M-6, 2.4L, 4cyl	24/35	28	\$1,800		A-7, 4.8L, 8cyl	15/23	18	\$3,050	P T
JAGUAR					Panamera Turbo S				
XJ					A-7, 4.8L, 8cyl 15/23 18 \$3,050 P T				
A-S6, 5.0L, 8cyl	16/23	19	\$2,900	P	ROLLS-ROYCE				
A-S6, 5.0L, 8cyl	15/21	17	\$3,250	P S	Ghost				
XJ LWB					A-S8, 6.6L, 12cyl 13/20 15 \$3,650 P T Tax				
A-S6, 5.0L, 8cyl	15/22	18	\$3,050	P	Ghost EWB				
A-S6, 5.0L, 8cyl	15/21	17	\$3,250	P S LWB	A-S8, 6.6L, 12cyl	13/20	15	\$3,650	P T Tax
LINCOLN					Phantom				
MKS AWD					A-S6, 6.7L, 12cyl 11/18 14 \$3,950 P Tax				
A-S6, 3.5L, 6cyl	17/25	20	\$2,500	T	Phantom EWB				
A-S6, 3.7L, 6cyl	16/23	19	\$2,650		A-S6, 6.7L, 12cyl	11/18	14	\$3,950	P Tax
MKS FWD					TESLA				
A-S6, 3.5L, 6cyl	17/25	20	\$2,500		Model S				
MASERATI					A-1 88/90 89 \$700 Elec				
Quattroporte					TOYOTA				
A-6, 4.7L, 8cyl	12/19	15	\$3,650	P Tax	Avalon				
					A-S6, 3.5L, 6cyl	19/28	23	\$2,200	

Manufacturer Model Configuration (trans, eng size, cyl)	MPG		Annual Fuel Cost	Notes	Manufacturer Model Configuration (trans, eng size, cyl)	MPG		Annual Fuel Cost	Notes
	City/Hwy	Comb				City/Hwy	Comb		
SMALL STATION WAGONS					Soul Eco				
ACURA					A-6, 1.6L, 4cyl	26/31	28	\$1,800	
TSX Wagon					A-6, 2.0L, 4cyl	24/29	26	\$1,950	
AUDI					MITSUBISHI				
A3					Lancer Sportback				
A-S6, 2.0L, 4cyl	22/28	24	\$2,300	P T	AV-S6, 2.0L, 4cyl	24/32	27	\$1,850	
M-6, 2.0L, 4cyl	21/30	24	\$2,300	P T	AV-S6, 2.4L, 4cyl	22/29	25	\$2,000	
▶ A-S6, 2.0L, 4cyl	30/42	34	\$1,750	D T	NISSAN				
A3 quattro					Cube				
A-S6, 2.0L, 4cyl	21/28	24	\$2,300	P T	AV, 1.8L, 4cyl	27/31	28	\$1,800	
A4 Avant quattro					M-6, 1.8L, 4cyl	25/30	27	\$1,850	
A-S8, 2.0L, 4cyl	21/29	24	\$2,300	P T	Juke				
BMW					AV-S6, 1.6L, 4cyl	27/32	29	\$1,900	P T
328i Sport Wagon					M-6, 1.6L, 4cyl	25/31	27	\$2,050	P T
A-S6, 3.0L, 6cyl	18/27	21	\$2,600	P	Juke AWD				
M-6, 3.0L, 6cyl	17/26	20	\$2,750	P	AV-S6, 1.6L, 4cyl	25/30	27	\$2,050	P T
328i xDrive Sport Wagon					SAAB				
A-S6, 3.0L, 6cyl	17/25	20	\$2,750	P	9-3 SportCombi				
M-6, 3.0L, 6cyl	17/25	20	\$2,750	P	A-S6, 2.0L, 4cyl	18/28	22	\$2,300	T
CADILLAC						13/21	16	\$3,250	E85
CTS Wagon					M-6, 2.0L, 4cyl	20/33	25	\$2,000	T
A-S6, 3.0L, 6cyl	18/27	22	\$2,300			15/23	18	\$2,900	E85
A-S6, 3.6L, 6cyl	18/26	21	\$2,400		9-3X SportCombi AWD				
A-S6, 6.2L, 8cyl	12/18	14	\$3,950	P S Tax	A-S6, 2.0L, 4cyl	18/29	22	\$2,300	T
M-6, 6.2L, 8cyl	14/19	16	\$3,450	P S Tax	M-6, 2.0L, 4cyl	20/30	24	\$2,100	T
CTS Wagon AWD					SCION				
A-S6, 3.0L, 6cyl	18/26	21	\$2,400		xB				
A-S6, 3.6L, 6cyl	18/26	21	\$2,400		A-S4, 2.4L, 4cyl	22/28	24	\$2,100	
DODGE					M-5, 2.4L, 4cyl	22/28	24	\$2,100	
Caliber					SUBARU				
AV, 2.0L, 4cyl	23/27	24	\$2,100		Impreza Wagon/Outback Sport AWD				
M-5, 2.0L, 4cyl	24/32	27	\$1,850		AV, 2.0L, 4cyl	27/36	30	\$1,700	
AV, 2.4L, 4cyl	22/27	24	\$2,100		M-5, 2.0L, 4cyl	25/33	28	\$1,800	
HONDA					M-5, 2.5L, 4cyl	19/25	21	\$2,600	P T
Fit					M-6, 2.5L, 4cyl	17/23	19	\$2,900	P T
A-S5, 1.5L, 4cyl	27/33	30	\$1,700		SUZUKI				
A-5, 1.5L, 4cyl	28/35	31	\$1,650		SX4				
M-5, 1.5L, 4cyl	27/33	29	\$1,750		AV, 2.0L, 4cyl	23/30	26	\$1,950	
HYUNDAI					M-6, 2.0L, 4cyl	22/30	25	\$2,000	
Elantra Touring					SX4 AWD				
A-4, 2.0L, 4cyl	23/30	26	\$1,950		AV, 2.0L, 4cyl	23/29	25	\$2,000	
M-5, 2.0L, 4cyl	23/31	26	\$1,950		M-6, 2.0L, 4cyl	22/30	25	\$2,000	
INFINITI					TOYOTA				
EX35					Matrix				
A-S7, 3.5L, 6cyl	17/24	20	\$2,750	P	A-4, 1.8L, 4cyl	25/32	28	\$1,800	
EX35 AWD					M-5, 1.8L, 4cyl	26/32	29	\$1,750	
A-S7, 3.5L, 6cyl	17/24	19	\$2,900	P	A-S5, 2.4L, 4cyl	21/29	24	\$2,100	
KIA					A-4, 2.4L, 4cyl	20/26	22	\$2,300	
Soul					M-5, 2.4L, 4cyl	21/28	24	\$2,100	
A-6, 1.6L, 4cyl	25/30	27	\$1,850		VOLKSWAGEN				
M-6, 1.6L, 4cyl	25/30	27	\$1,850		Jetta SportWagen				
A-6, 2.0L, 4cyl	23/28	25	\$2,000		A-S6, 2.5L, 5cyl	24/31	26	\$1,950	
M-6, 2.0L, 4cyl	24/29	26	\$1,950		M-5, 2.5L, 5cyl	23/33	26	\$1,950	
					A-S6, 2.0L, 4cyl	29/39	33	\$1,800	D T
					▶ M-6, 2.0L, 4cyl	30/42	34	\$1,750	D T

Manufacturer Model Configuration (trans, eng size, cyl)	MPG		Annual Fuel Cost	Notes
	City/Hwy	Comb		

MIDSIZE STATION WAGONS

KIA

Rondo

A-4, 2.4L, 4cyl	20/27	22	\$2,300	
A-5, 2.7L, 6cyl	18/26	21	\$2,400	

MERCEDES-BENZ

E350 4matic (wagon)

A-7, 3.5L, 6cyl	19/27	22	\$2,500	P
-----------------	-------	----	---------	---

E63 AMG (wagon)

A-7, 5.5L, 8cyl	15/23	18	\$3,050	P T
-----------------	-------	----	---------	-----

TOYOTA

Prius v

AV, 1.8L, 4cyl	44/40	42	\$1,200	HEV
----------------	-------	----	---------	-----

SMALL PICKUP TRUCKS 2WD

CHEVROLET

Colorado 2WD

A-4, 2.9L, 4cyl	18/25	21	\$2,400	
M-5, 2.9L, 4cyl	18/25	21	\$2,400	
A-4, 3.7L, 5cyl	17/23	19	\$2,650	
A-4, 5.3L, 8cyl	14/20	16	\$3,150	

Colorado Cab Chassis inc 2WD

A-4, 3.7L, 5cyl	15/20	17	\$2,950	
-----------------	-------	----	---------	--

Colorado Crew Cab 2WD

A-4, 2.9L, 4cyl	18/25	21	\$2,400	
M-5, 2.9L, 4cyl	18/25	21	\$2,400	
A-4, 3.7L, 5cyl	17/23	19	\$2,650	
A-4, 5.3L, 8cyl	14/20	16	\$3,150	

GMC

Canyon 2WD

A-4, 2.9L, 4cyl	18/25	21	\$2,400	
M-5, 2.9L, 4cyl	18/25	21	\$2,400	
A-4, 3.7L, 5cyl	17/23	19	\$2,650	
A-4, 5.3L, 8cyl	14/20	16	\$3,150	

Canyon Cab Chassis Inc 2WD

A-4, 3.7L, 5cyl	15/20	17	\$2,950	
-----------------	-------	----	---------	--

Canyon Crew Cab 2WD

A-4, 2.9L, 4cyl	18/25	21	\$2,400	
M-5, 2.9L, 4cyl	18/25	21	\$2,400	
A-4, 3.7L, 5cyl	17/23	19	\$2,650	
A-4, 5.3L, 8cyl	14/20	16	\$3,150	

NISSAN

Frontier 2WD

A-5, 2.5L, 4cyl	17/22	19	\$2,650	
M-5, 2.5L, 4cyl	19/23	21	\$2,400	
A-5, 4.0L, 6cyl	15/20	17	\$2,950	
M-6, 4.0L, 6cyl	16/20	17	\$2,950	

SUZUKI

Equator 2WD

A-5, 2.5L, 4cyl	17/22	19	\$2,650	
M-5, 2.5L, 4cyl	19/23	21	\$2,400	
A-5, 4.0L, 6cyl	15/20	17	\$2,950	

Manufacturer Model Configuration (trans, eng size, cyl)	MPG		Annual Fuel Cost	Notes
	City/Hwy	Comb		

TOYOTA

Tacoma 2WD

A-4, 2.7L, 4cyl	19/24	21	\$2,400	
M-5, 2.7L, 4cyl	21/25	22	\$2,300	
A-5, 4.0L, 6cyl	17/21	19	\$2,650	
M-6, 4.0L, 6cyl	16/21	18	\$2,800	

SMALL PICKUP TRUCKS 4WD

CHEVROLET

Colorado 4WD

A-4, 2.9L, 4cyl	17/23	20	\$2,500	
M-5, 2.9L, 4cyl	18/24	20	\$2,500	
A-4, 3.7L, 5cyl	17/23	19	\$2,650	
A-4, 5.3L, 8cyl	14/19	16	\$3,150	

Colorado Cab Chassis inc 4WD

A-4, 3.7L, 5cyl	16/21	18	\$2,800	
-----------------	-------	----	---------	--

Colorado Crew Cab 4WD

A-4, 3.7L, 5cyl	16/21	18	\$2,800	
A-4, 5.3L, 8cyl	14/19	16	\$3,150	

GMC

Canyon 4WD

A-4, 2.9L, 4cyl	17/23	20	\$2,500	
M-5, 2.9L, 4cyl	18/24	20	\$2,500	
A-4, 3.7L, 5cyl	17/23	19	\$2,650	
A-4, 5.3L, 8cyl	14/19	16	\$3,150	

Canyon Cab Chassis Inc 4WD

A-4, 3.7L, 5cyl	16/21	18	\$2,800	
-----------------	-------	----	---------	--

Canyon Crew Cab 4WD

A-4, 3.7L, 5cyl	16/21	18	\$2,800	
A-4, 5.3L, 8cyl	14/19	16	\$3,150	

NISSAN

Frontier 4WD

A-5, 4.0L, 6cyl	14/19	16	\$3,150	
M-6, 4.0L, 6cyl	15/20	17	\$2,950	

SUZUKI

Equator 4WD

A-5, 4.0L, 6cyl	15/19	16	\$3,150	
-----------------	-------	----	---------	--

TOYOTA

Tacoma 4WD

A-4, 2.7L, 4cyl	18/21	19	\$2,650	PT4WD
M-5, 2.7L, 4cyl	18/20	19	\$2,650	PT4WD
A-5, 4.0L, 6cyl	16/21	18	\$2,800	PT4WD
M-6, 4.0L, 6cyl	15/19	17	\$2,950	PT4WD

STANDARD PICKUP TRUCKS 2WD

CHEVROLET

Silverado 15 Hybrid 2WD

AV, 6.0L, 8cyl	20/23	21	\$2,400	HEV
----------------	-------	----	---------	-----

Silverado C15 2WD

A-4, 4.3L, 6cyl	15/20	17	\$2,950	
A-4, 4.8L, 8cyl	14/19	16	\$3,150	
	10/14	12	\$4,350	E85
A-6, 5.3L, 8cyl	15/21	17	\$2,950	
	11/16	13	\$4,000	E85
A-6, 6.2L, 8cyl	13/18	14	\$3,600	
	9/13	11	\$4,750	E85

Manufacturer Model Configuration (trans, eng size, cyl)	MPG		Annual Fuel Cost	Notes
	City/Hwy	Comb		
Silverado C15 XFE 2WD				
A-6, 5.3L, 8cyl	15/22	18	\$2,800	
	11/16	13	\$4,000	E85

DODGE**Ram 1500 Pickup 2WD**

A-4, 3.7L, 6cyl	14/20	16	\$3,150	
A-6, 5.7L, 8cyl	14/20	16	\$3,300	Mid
A-6, 4.7L, 8cyl	14/20	16	\$3,150	
	10/12	11	\$4,750	E85

FORD**F150 Pickup 2WD**

A-S6, 3.5L, 6cyl	16/22	18	\$2,800	T
A-6, 3.5L, 6cyl	16/22	18	\$2,800	T
A-S6, 6.2L, 8cyl	13/18	14	\$3,600	

F150 Pickup 2WD FFV

A-S6, 3.7L, 6cyl	17/23	19	\$2,650	
	12/17	14	\$3,700	E85
A-6, 3.7L, 6cyl	17/23	19	\$2,650	
	12/17	14	\$3,700	E85
A-S6, 5.0L, 8cyl	15/21	17	\$2,950	
	11/15	13	\$4,000	E85
A-6, 5.0L, 8cyl	15/21	17	\$2,950	
	11/15	13	\$4,000	E85

GMC**Sierra 15 Hybrid 2WD**

▶ AV, 6.0L, 8cyl	20/23	21	\$2,400	HEV
------------------	-------	----	---------	-----

Sierra C15 2WD

A-4, 4.3L, 6cyl	15/20	17	\$2,950	
A-4, 4.8L, 8cyl	14/19	16	\$3,150	
	10/14	12	\$4,350	E85
A-6, 5.3L, 8cyl	15/21	17	\$2,950	
	11/16	13	\$4,000	E85
A-6, 6.2L, 8cyl	13/18	14	\$3,600	
	9/13	11	\$4,750	E85

Sierra C15 XFE 2WD

A-6, 5.3L, 8cyl	15/22	18	\$2,800	
	11/16	13	\$4,000	E85

NISSAN**Titan 2WD**

A-5, 5.6L, 8cyl	13/18	15	\$3,350	
A-5, 5.6L, 8cyl	13/18	15	\$3,350	
	9/13	11	\$4,750	E85

TOYOTA**Tundra 2WD**

A-S5, 4.0L, 6cyl	16/20	18	\$2,800	
A-S6, 4.6L, 8cyl	15/20	17	\$2,950	
A-S6, 5.7L, 8cyl	14/18	15	\$3,350	

Manufacturer Model Configuration (trans, eng size, cyl)	MPG		Annual Fuel Cost	Notes
	City/Hwy	Comb		

STANDARD PICKUP TRUCKS 4WD**CHEVROLET****Silverado 15 Hybrid 4WD**

▶ AV, 6.0L, 8cyl	20/23	21	\$2,400	HEV
------------------	-------	----	---------	-----

Silverado K15 4WD

A-4, 4.3L, 6cyl	14/18	15	\$3,350	
A-4, 4.8L, 8cyl	13/18	15	\$3,350	
	10/13	11	\$4,750	E85
A-6, 5.3L, 8cyl	15/21	17	\$2,950	
	11/16	13	\$4,000	E85
A-6, 6.2L, 8cyl	12/18	14	\$3,600	
	9/13	10	\$5,200	E85

DODGE**Ram 1500 Pickup 4WD**

A-6, 5.7L, 8cyl	13/19	15	\$3,500	Mid
A-6, 4.7L, 8cyl	14/19	16	\$3,150	
	10/12	11	\$4,750	E85

FORD**F150 Pickup 4WD**

A-S6, 3.5L, 6cyl	15/21	17	\$2,950	T PT4WD
A-6, 3.5L, 6cyl	15/21	17	\$2,950	T PT4WD
A-S6, 6.2L, 8cyl	12/16	13	\$3,900	PT4WD

F150 Pickup 4WD FFV

A-S6, 3.7L, 6cyl	16/21	18	\$2,800	PT4WD
	12/15	13	\$4,000	E85
A-6, 3.7L, 6cyl	16/21	18	\$2,800	PT4WD
	12/15	13	\$4,000	E85
A-S6, 5.0L, 8cyl	14/19	16	\$3,150	PT4WD
	11/14	12	\$4,350	E85
A-6, 5.0L, 8cyl	14/19	16	\$3,150	PT4WD
	11/14	12	\$4,350	E85

F150 Raptor Pickup 4WD

A-S6, 6.2L, 8cyl	11/16	13	\$3,900	PT4WD
------------------	-------	----	---------	-------

GMC**Sierra 15 Hybrid 4WD**

▶ AV, 6.0L, 8cyl	20/23	21	\$2,400	HEV
------------------	-------	----	---------	-----

Sierra K15 4WD

A-4, 4.3L, 6cyl	14/18	15	\$3,350	
A-4, 4.8L, 8cyl	13/18	15	\$3,350	
	10/13	11	\$4,750	E85
A-6, 5.3L, 8cyl	15/21	17	\$2,950	
	11/16	13	\$4,000	E85
A-6, 6.2L, 8cyl	12/18	14	\$3,600	
	9/13	10	\$5,200	E85

Sierra K15 AWD

A-6, 6.2L, 8cyl	12/18	14	\$3,600	
	9/13	10	\$5,200	E85

HONDA**Ridgeline Truck 4WD**

A-5, 3.5L, 6cyl	15/21	17	\$2,950	
-----------------	-------	----	---------	--

NISSAN**Titan 4WD**

A-5, 5.6L, 8cyl	12/17	14	\$3,600	
A-5, 5.6L, 8cyl	12/17	14	\$3,600	
	9/12	10	\$5,200	E85

Manufacturer Model Configuration (trans, eng size, cyl)	MPG		Annual Fuel Cost	Notes
	City/Hwy	Comb		
TOYOTA				
Tundra 4WD				
A-S6, 4.6L, 8cyl	14/19	16	\$3,150	PT4WD
A-S6, 5.7L, 8cyl	13/17	14	\$3,600	PT4WD
Tundra 4WD FFV				
A-S6, 5.7L, 8cyl	13/18	15	\$3,350	PT4WD
	9/13	11	\$4,750	E85

VANS, CARGO TYPE

CHEVROLET				
Express 1500 2WD Cargo				
A-4, 4.3L, 6cyl	15/20	17	\$2,950	
A-4, 5.3L, 8cyl	13/18	15	\$3,350	
	10/13	11	\$4,750	E85
Express 1500 2WD Conversion Cargo				
A-4, 5.3L, 8cyl	13/17	14	\$3,600	
	10/13	11	\$4,750	E85
Express 1500 AWD Cargo				
A-4, 5.3L, 8cyl	13/17	14	\$3,600	
	9/12	10	\$5,200	E85
Express 1500 AWD Conversion Cargo				
A-4, 5.3L, 8cyl	13/17	14	\$3,600	
	9/12	10	\$5,200	E85
Express 2500 2WD Cargo MDPV				
A-6, 6.0L, 8cyl	10/15	12	\$4,200	
	7/11	9	\$5,800	E85
Express 2500 2WD Conversion Cargo				
A-6, 6.0L, 8cyl	10/15	12	\$4,200	
	7/11	9	\$5,800	E85
Express 3500 2WD Cargo MDPV				
A-6, 6.0L, 8cyl	10/14	11	\$4,600	
	7/11	9	\$5,800	E85

FORD				
E150 Van FFV				
A-4, 4.6L, 8cyl	13/17	15	\$3,350	
	9/12	10	\$5,200	E85
A-4, 5.4L, 8cyl	12/16	14	\$3,600	
	9/12	10	\$5,200	E85
E250 Van FFV				
A-4, 4.6L, 8cyl	13/17	15	\$3,350	
	9/12	10	\$5,200	E85
A-4, 5.4L, 8cyl	12/16	14	\$3,600	
	9/12	10	\$5,200	E85
E350 Van				
A-5, 6.8L, 10cyl	10/14	12	\$4,200	
E350 Van FFV				
A-4, 5.4L, 8cyl	12/16	13	\$3,900	
	9/12	10	\$5,200	E85

GMC				
Savana 1500 AWD (cargo)				
A-4, 5.3L, 8cyl	13/17	14	\$3,600	
	9/12	10	\$5,200	E85
Savana 1500 AWD Conversion (cargo)				
A-4, 5.3L, 8cyl	13/17	14	\$3,600	
	9/12	10	\$5,200	E85

Manufacturer Model Configuration (trans, eng size, cyl)	MPG		Annual Fuel Cost	Notes
	City/Hwy	Comb		
Savana 1500 2WD (cargo)				
A-4, 4.3L, 6cyl	15/20	17	\$2,950	
A-4, 5.3L, 8cyl	13/18	15	\$3,350	
	10/13	11	\$4,750	E85
Savana 1500 2WD Conversion (cargo)				
A-4, 5.3L, 8cyl	13/17	14	\$3,600	
	10/13	11	\$4,750	E85
Savana 2500 2WD (cargo) MDPV				
A-6, 6.0L, 8cyl	10/15	12	\$4,200	
	7/11	9	\$5,800	E85
Savana 2500 2WD Conversion (cargo)				
A-6, 6.0L, 8cyl	10/15	12	\$4,200	
	7/11	9	\$5,800	E85
Savana 3500 2WD (cargo) MDPV				
A-6, 6.0L, 8cyl	10/14	11	\$4,600	
	7/11	9	\$5,800	E85

VANS, PASSENGER TYPE

CHEVROLET				
Express 1500 2WD Passenger				
A-4, 5.3L, 8cyl	13/17	14	\$3,600	
	10/13	11	\$4,750	E85
Express 1500 AWD Passenger				
A-4, 5.3L, 8cyl	13/17	14	\$3,600	
	9/12	10	\$5,200	E85
Express 2500 2WD Passenger MDPV				
A-6, 4.8L, 8cyl	11/17	13	\$3,900	
	8/12	10	\$5,200	E85
A-6, 6.0L, 8cyl	11/16	13	\$3,900	
	8/11	9	\$5,800	E85
Express 3500 2WD Passenger MDPV				
A-6, 4.8L, 8cyl	11/17	13	\$3,900	
	8/12	10	\$5,200	E85
A-6, 6.0L, 8cyl	10/15	12	\$4,200	
	8/11	9	\$5,800	E85

FORD				
E150 Wagon FFV				
A-4, 4.6L, 8cyl	13/16	14	\$3,600	
	9/12	10	\$5,200	E85
A-4, 5.4L, 8cyl	12/16	13	\$3,900	
	9/12	10	\$5,200	E85
E350 Wagon				
A-5, 6.8L, 10cyl	10/13	11	\$4,600	
E350 Wagon FFV				
A-4, 5.4L, 8cyl	11/15	13	\$3,900	
	9/11	10	\$5,200	E85

GMC				
Savana 1500 2WD (Passenger)				
A-4, 5.3L, 8cyl	13/17	14	\$3,600	
	10/13	11	\$4,750	E85
Savana 1500 AWD (Passenger)				
A-4, 5.3L, 8cyl	13/17	14	\$3,600	
	9/12	10	\$5,200	E85
Savana 2500 2WD (Passenger) MDPV				
A-6, 4.8L, 8cyl	11/17	13	\$3,900	
	8/12	10	\$5,200	E85
A-6, 6.0L, 8cyl	11/16	13	\$3,900	
	8/11	9	\$5,800	E85

Manufacturer Model Configuration (trans, eng size, cyl)	MPG		Annual Fuel Cost	Notes	Manufacturer Model Configuration (trans, eng size, cyl)	MPG		Annual Fuel Cost	Notes
	City/Hwy	Comb				City/Hwy	Comb		
Savana 3500 2WD (Passenger) MDPV					VOLKSWAGEN				
A-6, 4.8L, 8cyl	11/17	13	\$3,900		Routan				
	8/12	10	\$5,200	E85	A-6, 3.6L, 6cyl	17/25	20	\$2,500	
A-6, 6.0L, 8cyl	10/15	12	\$4,200			12/18	14	\$3,700	E85
	8/11	9	\$5,800	E85	MINIVANS 4WD				
SPECIAL PURPOSE VEHICLES 2WD					TOYOTA				
AZURE DYNAMICS					Sienna AWD				
Transit Connect Electric Van					A-S6, 3.5L, 6cyl				
▶ A-1	62/62	62	\$950	Elec	17/23	19	\$2,650		
Transit Connect Electric Wagon					SPORT UTILITY VEHICLES 2WD				
▶ A-1	62/62	62	\$950	Elec	ACURA				
FORD					RDX 2WD				
Transit Connect Van					A-S5, 2.3L, 4cyl				
A-4, 2.0L, 4cyl	21/27	23	\$2,200		19/24	21	\$2,600	P T	
Transit Connect Wagon FWD					BUICK				
▶ A-4, 2.0L, 4cyl	22/27	24	\$2,100		Enclave FWD				
VPG					A-6, 3.6L, 6cyl				
MV-1					17/24				
A-4, 4.6L, 8cyl	13/18	15	\$3,350		19	\$2,650			
MV-1 CNG					BYD				
A-4, 4.6L, 8cyl	11/16	13	\$2,450	CNG	e6				
MINIVANS 2WD					A-4				
CHRYSLER					60/64				
Town and Country					62				
A-6, 3.6L, 6cyl	17/25	20	\$2,500		\$950	Elec			
	12/18	14	\$3,700	E85	CADILLAC				
DODGE					Escalade 2WD				
Grand Caravan					A-6, 6.2L, 8cyl				
A-6, 3.6L, 6cyl	17/25	20	\$2,500		14/18	16	\$3,150		
	12/18	14	\$3,700	E85	10/15	12	\$4,350	E85	
HONDA					Escalade ESV 2WD				
Odyssey					A-6, 6.2L, 8cyl				
A-5, 3.5L, 6cyl	18/27	21	\$2,400		14/18	16	\$3,150		
A-6, 3.5L, 6cyl	19/28	22	\$2,300		10/15	12	\$4,350	E85	
KIA					Escalade Hybrid 2WD				
Sedona					AV, 6.0L, 8cyl				
A-6, 3.5L, 6cyl	18/25	21	\$2,400		20/23	21	\$2,400	HEV	
MAZDA					SRX 2WD				
5					A-S6, 3.6L, 6cyl				
▶ A-S5, 2.5L, 4cyl	21/28	24	\$2,100		17/24	19	\$2,650		
▶ M-6, 2.5L, 4cyl	21/28	24	\$2,100		12/18	14	\$3,700	E85	
NISSAN					CHEVROLET				
Quest					Avalanche 1500 2WD				
AV, 3.5L, 6cyl	19/24	21	\$2,400		A-6, 5.3L, 8cyl	15/21	17	\$2,950	
RAM					11/16				
C/V Cargo Van					13				
A-6, 3.6L, 6cyl	17/25	20	\$2,500		\$4,000	E85			
	12/18	14	\$3,700	E85	Captiva FWD				
TOYOTA					A-6, 2.4L, 4cyl				
Sienna 2WD					A-6, 3.0L, 6cyl				
A-S6, 2.7L, 4cyl	19/24	21	\$2,400		17/24	19	\$2,650		
A-S6, 3.5L, 6cyl	18/25	21	\$2,400		Equinox FWD				
					A-6, 2.4L, 4cyl				
					22/32				
					26				
					\$1,950				
					A-6, 3.0L, 6cyl				
					17/24				
					20				
					\$2,500				
					A-6, 2.4L, 4cyl				
					22/32				
					26				
					\$1,950				
					15/22				
					18				
					\$2,900				
					E85				
					A-6, 3.0L, 6cyl				
					17/24				
					20				
					\$2,500				
					12/18				
					14				
					\$3,700				
					E85				
					Suburban 1500 2WD				
					A-6, 5.3L, 8cyl				
					15/21				
					17				
					\$2,950				
					11/16				
					13				
					\$4,000				
					E85				
					Suburban 2500 2WD				
					A-6, 6.0L, 8cyl				
					10/16				
					12				
					\$4,200				
					Tahoe 1500 2WD				
					A-6, 5.3L, 8cyl				
					15/21				
					17				
					\$2,950				
					11/16				
					13				
					\$4,000				
					E85				
					Tahoe Hybrid 2WD				
					AV, 6.0L, 8cyl				
					20/23				
					21				
					\$2,400				
					HEV				
					Traverse FWD				
					A-6, 3.6L, 6cyl				
					17/24				
					19				
					\$2,650				

Manufacturer Model Configuration (trans, eng size, cyl)	MPG		Annual Fuel Cost	Notes
	City/Hwy	Comb		
DODGE				
Durango 2WD				
A-6, 5.7L, 8cyl	14/20	16	\$3,300	Mid
A-5, 3.6L, 6cyl	16/23	19	\$2,650	
	12/17	14	\$3,700	E85
Journey FWD				
A-4, 2.4L, 4cyl	19/26	22	\$2,300	
A-6, 3.6L, 6cyl	17/25	20	\$2,500	
	13/18	15	\$3,450	E85
FORD				
Edge FWD				
A-6, 2.0L, 4cyl	21/30	24	\$2,100	T
A-S6, 3.5L, 6cyl	19/27	22	\$2,300	
A-S6, 3.7L, 6cyl	19/26	22	\$2,300	
Escape FWD				
A-6, 2.5L, 4cyl	21/28	23	\$2,200	
M-5, 2.5L, 4cyl	23/28	25	\$2,000	
Escape FWD FFV				
A-6, 3.0L, 6cyl	19/25	21	\$2,400	
	14/19	16	\$3,250	E85
Escape Hybrid FWD				
▶ AV, 2.5L, 4cyl	34/31	32	\$1,600	HEV
Expedition 2WD FFV				
A-6, 5.4L, 8cyl	14/20	16	\$3,150	
	10/14	12	\$4,350	E85
Explorer FWD				
A-6, 2.0L, 4cyl	20/28	23	\$2,200	T
A-S6, 3.5L, 6cyl	18/25	20	\$2,500	
Flex FWD				
A-6, 3.5L, 6cyl	17/24	19	\$2,650	
GMC				
Acadia FWD				
A-6, 3.6L, 6cyl	17/24	19	\$2,650	
Terrain FWD				
A-6, 2.4L, 4cyl	22/32	26	\$1,950	
A-6, 3.0L, 6cyl	17/24	20	\$2,500	
A-6, 2.4L, 4cyl	22/32	26	\$1,950	
	15/22	18	\$2,900	E85
A-6, 3.0L, 6cyl	17/24	20	\$2,500	
	12/18	14	\$3,700	E85
Yukon 1500 2WD				
A-6, 5.3L, 8cyl	15/21	17	\$2,950	
	11/16	13	\$4,000	E85
A-6, 6.2L, 8cyl	14/18	16	\$3,150	
	10/15	12	\$4,350	E85
Yukon 1500 Hybrid 2WD				
AV, 6.0L, 8cyl	20/23	21	\$2,400	HEV
Yukon XL 1500 2WD				
A-6, 5.3L, 8cyl	15/21	17	\$2,950	
	11/16	13	\$4,000	E85
A-6, 6.2L, 8cyl	14/18	16	\$3,150	
	10/15	12	\$4,350	E85
Yukon XL 2500 2WD				
A-6, 6.0L, 8cyl	10/16	12	\$4,200	
HONDA				
CR-V 2WD				
A-5, 2.4L, 4cyl	23/31	26	\$1,950	

Manufacturer Model Configuration (trans, eng size, cyl)	MPG		Annual Fuel Cost	Notes
	City/Hwy	Comb		
Crosstour 2WD				
A-5, 2.4L, 4cyl	21/29	24	\$2,100	
A-5, 3.5L, 6cyl	18/27	21	\$2,400	
Pilot 2WD				
A-5, 3.5L, 6cyl	18/25	21	\$2,400	
HYUNDAI				
Santa Fe 2WD				
A-6, 2.4L, 4cyl	20/28	23	\$2,200	
M-6, 2.4L, 4cyl	19/26	21	\$2,400	
A-6, 3.5L, 6cyl	20/26	23	\$2,200	
Tucson 2WD				
A-6, 2.0L, 4cyl	22/29	25	\$2,000	
M-5, 2.0L, 4cyl	20/26	22	\$2,300	
A-6, 2.4L, 4cyl	21/30	25	\$2,000	
M-6, 2.4L, 4cyl	20/27	23	\$2,200	
Veracruz 2WD				
A-6, 3.8L, 6cyl	17/22	19	\$2,650	
INFINITI				
FX35 RWD				
A-S7, 3.5L, 6cyl	16/23	19	\$2,900	P
QX56 2WD				
A-S7, 5.6L, 8cyl	14/20	16	\$3,450	P
JEEP				
Compass 2WD				
AV, 2.0L, 4cyl	23/27	24	\$2,100	
M-5, 2.0L, 4cyl	23/29	25	\$2,000	
AV, 2.4L, 4cyl	21/27	24	\$2,100	
M-5, 2.4L, 4cyl	23/28	25	\$2,000	
Grand Cherokee 2WD				
A-6, 5.7L, 8cyl	14/20	16	\$3,300	Mid
A-5, 3.6L, 6cyl	17/23	19	\$2,650	
	13/17	14	\$3,700	E85
Liberty 2WD				
A-4, 3.7L, 6cyl	16/22	18	\$2,800	
Patriot 2WD				
AV, 2.0L, 4cyl	23/27	24	\$2,100	
M-5, 2.0L, 4cyl	23/29	25	\$2,000	
AV, 2.4L, 4cyl	21/27	24	\$2,100	
M-5, 2.4L, 4cyl	23/28	25	\$2,000	
KIA				
Sorento 2WD				
A-6, 2.4L, 4cyl	21/29	24	\$2,100	
A-6, 2.4L, 4cyl	21/30	24	\$2,100	SIDI
M-6, 2.4L, 4cyl	20/27	22	\$2,300	
A-6, 3.5L, 6cyl	20/26	22	\$2,300	
Sportage 2WD				
A-6, 2.0L, 4cyl	21/28	24	\$2,100	T
A-6, 2.4L, 4cyl	21/30	25	\$2,000	
M-6, 2.4L, 4cyl	20/27	23	\$2,200	
LEXUS				
RX 350				
A-S6, 3.5L, 6cyl	18/25	21	\$2,400	
RX 450h				
AV-S6, 3.5L, 6cyl	32/28	30	\$1,850	HEV P

Manufacturer Model Configuration (trans, eng size, cyl)	MPG		Annual Fuel Cost	Notes	Manufacturer Model Configuration (trans, eng size, cyl)	MPG		Annual Fuel Cost	Notes
	City/Hwy	Comb				City/Hwy	Comb		
LINCOLN					RAV4 EV				
MKT FWD					▶ AV	78/74	76	\$800	Elec
A-S6, 3.5L, 6cyl	17/24	20	\$2,500		Sequoia 2WD				
MKX FWD					A-S6, 4.6L, 8cyl	14/20	16	\$3,150	
A-S6, 3.7L, 6cyl	19/26	22	\$2,300		A-S6, 5.7L, 8cyl	13/18	15	\$3,350	
Navigator 2WD FFV					Venza				
A-6, 5.4L, 8cyl	14/20	16	\$3,150		A-S6, 2.7L, 4cyl	21/27	23	\$2,200	
	10/14	12	\$4,350	E85	A-S6, 3.5L, 6cyl	19/26	22	\$2,300	
MAZDA					VOLKSWAGEN				
CX-7 2WD					Tiguan				
A-S6, 2.3L, 4cyl	18/24	20	\$2,750	P T	A-S6, 2.0L, 4cyl	22/27	24	\$2,300	P T
A-S5, 2.5L, 4cyl	20/27	22	\$2,300		M-6, 2.0L, 4cyl	18/26	21	\$2,600	P T
CX-9 2WD					VOLVO				
A-S6, 3.7L, 6cyl	17/24	19	\$2,650		XC60 FWD				
MERCEDES-BENZ					A-S6, 3.2L, 6cyl				
GLK350					19/25 21 \$2,400				
A-7, 3.5L, 6cyl	16/22	18	\$3,050	P	XC70 FWD				
MITSUBISHI					A-S6, 3.2L, 6cyl				
Outlander 2WD					19/25 21 \$2,400				
AV-S6, 2.4L, 4cyl	23/28	25	\$2,000		XC90 FWD				
A-S6, 3.0L, 6cyl	19/26	22	\$2,500	P	A-S6, 3.2L, 6cyl				
Outlander Sport 2WD					16/23 19 \$2,650				
AV-S6, 2.0L, 4cyl	25/31	27	\$1,850		SPORT UTILITY VEHICLES 4WD				
M-5, 2.0L, 4cyl	24/31	26	\$1,950		ACURA				
NISSAN					MDX 4WD				
Armada 2WD					A-S6, 3.7L, 6cyl				
A-5, 5.6L, 8cyl	13/19	15	\$3,350		16/21 18 \$3,050 P				
A-5, 5.6L, 8cyl	12/19	15	\$3,350		RDX 4WD				
	9/13	11	\$4,750	E85	A-S5, 2.3L, 4cyl				
Murano FWD					17/22 19 \$2,900 P T				
AV, 3.5L, 6cyl	18/24	20	\$2,500		ZDX 4WD				
Pathfinder 2WD					A-S6, 3.7L, 6cyl				
A-5, 4.0L, 6cyl	15/22	17	\$3,250	P	16/23 19 \$2,900 P				
Rogue FWD					AUDI				
AV, 2.5L, 4cyl	23/28	25	\$2,000		Q5				
Xterra 2WD					A-S8, 2.0L, 4cyl				
A-5, 4.0L, 6cyl	16/22	18	\$2,800		20/27 22 \$2,500 P T				
SAAB					A-S6, 3.2L, 6cyl				
9-4X FWD					18/23 20 \$2,750 P				
A-S6, 3.0L, 6cyl	18/25	20	\$2,500		Q7				
SUZUKI					A-S8, 3.0L, 6cyl				
Grand Vitara					16/22 18 \$3,050 P S				
A-4, 2.4L, 4cyl	19/25	21	\$2,400		A-S8, 3.0L, 6cyl				
M-5, 2.4L, 4cyl	19/26	22	\$2,300		17/25 20 \$2,950 D T				
TOYOTA					BMW				
4Runner 2WD					X3 xDrive28i				
A-S5, 4.0L, 6cyl	17/23	19	\$2,650		A-S8, 3.0L, 6cyl				
FJ Cruiser 2WD					19/25 21 \$2,600 P				
A-5, 4.0L, 6cyl	17/20	19	\$2,650		X3 xDrive35i				
Highlander 2WD					A-S8, 3.0L, 6cyl				
A-S6, 2.7L, 4cyl	20/25	22	\$2,300		19/26 21 \$2,600 P T				
A-S5, 3.5L, 6cyl	18/24	20	\$2,500		X5 xDrive35d				
RAV4 2WD					A-S6, 3.0L, 6cyl				
A-4, 2.5L, 4cyl	22/28	24	\$2,100		19/26 22 \$2,700 D T				
A-5, 3.5L, 6cyl	19/27	22	\$2,300		X5 xDrive35i				
					A-S8, 3.0L, 6cyl				
					16/23 19 \$2,900 P T				
					X5 xDrive50i				
					A-S8, 4.4L, 8cyl				
					14/20 16 \$3,450 P T				
					X5 xDriveM				
					A-S6, 4.4L, 8cyl				
					12/17 14 \$3,950 P T				
					X6 xDrive35i				
					A-S8, 3.0L, 6cyl				
					16/23 19 \$2,900 P T				
					X6 xDrive50i				
					A-S8, 4.4L, 8cyl				
					14/20 16 \$3,450 P T				
					X6 xDriveM				
					A-S6, 4.4L, 8cyl				
					12/17 14 \$3,950 P T				

Manufacturer Model Configuration (trans, eng size, cyl)	MPG		Annual Fuel Cost	Notes	Manufacturer Model Configuration (trans, eng size, cyl)	MPG		Annual Fuel Cost	Notes
	City/Hwy	Comb				City/Hwy	Comb		
BUICK					Escape AWD FFV				
Enclave AWD					A-6, 3.0L, 6cyl	18/23	20	\$2,500	
A-6, 3.6L, 6cyl	16/22	18	\$2,800			13/17	14	\$3,700	E85
CADILLAC					Escape Hybrid AWD				
Escalade AWD					AV, 2.5L, 4cyl	30/27	29	\$1,750	HEV
A-6, 6.2L, 8cyl	13/18	15	\$3,350						
	10/14	12	\$4,350	E85	Expedition 4WD FFV				
Escalade ESV AWD					A-6, 5.4L, 8cyl	13/18	15	\$3,350	PT4WD
A-6, 6.2L, 8cyl	13/18	14	\$3,600			9/13	11	\$4,750	E85
	9/13	10	\$5,200	E85	Explorer AWD				
Escalade Ext AWD					A-S6, 3.5L, 6cyl	17/23	19	\$2,650	
A-6, 6.2L, 8cyl	13/18	14	\$3,600		Flex AWD				
	9/13	10	\$5,200	E85	A-S6, 3.5L, 6cyl	16/22	18	\$2,800	T
Escalade Hybrid 4WD					A-6, 3.5L, 6cyl	16/23	18	\$2,800	
AV, 6.0L, 8cyl	20/23	21	\$2,400	HEV	GMC				
SRX AWD					Acadia AWD				
A-S6, 3.6L, 6cyl	16/23	18	\$2,800		A-6, 3.6L, 6cyl	16/23	19	\$2,650	
	12/17	14	\$3,700	E85	Terrain AWD				
CHEVROLET					A-6, 2.4L, 4cyl	20/29	23	\$2,200	
Avalanche 1500 4WD					A-6, 3.0L, 6cyl	16/23	19	\$2,650	
A-6, 5.3L, 8cyl	15/21	17	\$2,950		A-6, 2.4L, 4cyl	20/29	23	\$2,200	
	11/16	13	\$4,000	E85	A-6, 3.0L, 6cyl	16/23	19	\$2,650	
Captiva AWD					A-6, 2.4L, 4cyl	20/29	23	\$2,200	
A-6, 3.0L, 6cyl	16/22	18	\$2,800			14/20	17	\$3,050	E85
Equinox AWD					A-6, 3.0L, 6cyl	16/23	19	\$2,650	
A-6, 2.4L, 4cyl	20/29	23	\$2,200			12/17	14	\$3,700	E85
A-6, 3.0L, 6cyl	16/23	19	\$2,650		Suburban 1500 4WD				
A-6, 2.4L, 4cyl	20/29	23	\$2,200		A-6, 5.3L, 8cyl	15/21	17	\$2,950	
	14/20	17	\$3,050	E85		11/16	13	\$4,000	E85
A-6, 3.0L, 6cyl	16/23	19	\$2,650		Suburban 2500 4WD				
	12/17	14	\$3,700	E85	A-6, 6.0L, 8cyl	10/15	12	\$4,200	
Suburban 1500 4WD					Yukon 1500 4WD				
A-6, 5.3L, 8cyl	15/21	17	\$2,950		A-6, 5.3L, 8cyl	15/21	17	\$2,950	
	11/16	13	\$4,000	E85		11/16	13	\$4,000	E85
Suburban 2500 4WD					Yukon 1500 Hybrid 4WD				
A-6, 6.0L, 8cyl	10/15	12	\$4,200		AV, 6.0L, 8cyl	20/23	21	\$2,400	HEV
Tahoe 1500 4WD					Yukon Denali 1500 AWD				
A-6, 5.3L, 8cyl	15/21	17	\$2,950		A-6, 6.2L, 8cyl	13/18	15	\$3,350	
	11/16	13	\$4,000	E85		10/14	12	\$4,350	E85
Tahoe Hybrid 4WD					Yukon Denali 1500 Hybrid 4WD				
AV, 6.0L, 8cyl	20/23	21	\$2,400	HEV	AV, 6.0L, 8cyl	20/23	21	\$2,400	HEV
Traverse AWD					Yukon XL 1500 4WD				
A-6, 3.6L, 6cyl	16/23	19	\$2,650		A-6, 5.3L, 8cyl	15/21	17	\$2,950	
DODGE						11/16	13	\$4,000	E85
Durango 4WD					Yukon XL 1500 AWD				
A-6, 5.7L, 8cyl	13/20	15	\$3,500	Mid	A-6, 6.2L, 8cyl	13/18	14	\$3,600	
A-5, 3.6L, 6cyl	16/23	19	\$2,650			9/13	10	\$5,200	E85
	12/17	14	\$3,700	E85	Yukon XL 2500 4WD				
Journey AWD					A-6, 6.0L, 8cyl	10/15	12	\$4,200	
A-6, 3.6L, 6cyl	16/24	19	\$2,650		HONDA				
FORD					CR-V 4WD				
Edge AWD					A-5, 2.4L, 4cyl	22/30	25	\$2,000	
A-S6, 3.5L, 6cyl	18/25	21	\$2,400		Crosstour 4WD				
A-S6, 3.7L, 6cyl	17/23	19	\$2,650		A-5, 3.5L, 6cyl	18/26	21	\$2,400	
Escape AWD					Pilot 4WD				
A-6, 2.5L, 4cyl	20/27	23	\$2,200		A-5, 3.5L, 6cyl	17/24	20	\$2,500	
					HYUNDAI				
					Santa Fe 4WD				
					A-6, 2.4L, 4cyl	20/25	22	\$2,300	
					A-6, 3.5L, 6cyl	20/26	22	\$2,300	
					Tucson 4WD				
					A-6, 2.4L, 4cyl	20/27	23	\$2,200	
					M-6, 2.4L, 4cyl	19/25	21	\$2,400	
					Veracruz 4WD				
					A-6, 3.8L, 6cyl	16/21	18	\$2,800	

Manufacturer Model Configuration (trans, eng size, cyl)	MPG		Annual Fuel Cost	Notes	Manufacturer Model Configuration (trans, eng size, cyl)	MPG		Annual Fuel Cost	Notes
	City/Hwy	Comb				City/Hwy	Comb		
INFINITI					RX 450h AWD				
FX35 AWD					AV-S6, 3.5L, 6cyl	30/28	29	\$1,900	HEV P
A-S7, 3.5L, 6cyl	16/21	18	\$3,050	P	LINCOLN				
FX50 AWD					MKT AWD				
A-S7, 5.0L, 8cyl	14/20	16	\$3,450	P	A-S6, 3.5L, 6cyl	16/22	18	\$2,800	T
QX56 4WD					MKX AWD				
A-S7, 5.6L, 8cyl	14/20	16	\$3,450	P	A-S6, 3.7L, 6cyl	17/23	19	\$2,650	
JEEP					Navigator 4WD FFV				
Compass 4WD					A-6, 5.4L, 8cyl				
AV, 2.4L, 4cyl	21/26	23	\$2,200		13/18	15	\$3,350	PT4WD	
AV, 2.4L, 4cyl	20/23	21	\$2,400	ORP	9/13	11	\$4,750	E85	
M-5, 2.4L, 4cyl	22/28	24	\$2,100		MAZDA				
Grand Cherokee 4WD					CX-7 4WD				
A-6, 5.7L, 8cyl	13/20	15	\$3,500	Mid	A-S6, 2.3L, 4cyl	17/21	19	\$2,900	P T
A-5, 3.6L, 6cyl	16/23	19	\$2,650		CX-9 4WD				
	12/17	14	\$3,700	E85	A-S6, 3.7L, 6cyl	16/22	19	\$2,650	
Grand Cherokee SRT8 4WD					MERCEDES-BENZ				
A-5, 6.4L, 8cyl	12/18	14	\$3,950	P	G550				
Liberty 4WD					A-7, 5.5L, 8cyl				
A-4, 3.7L, 6cyl	15/21	17	\$2,950		12/15	13	\$4,250	P	
Patriot 4WD					GL350 Bluetec 4matic				
AV, 2.4L, 4cyl	21/26	23	\$2,200		A-7, 3.0L, 6cyl	17/21	19	\$3,100	D T
AV, 2.4L, 4cyl	20/23	21	\$2,400	ORP	GL450 4matic				
M-5, 2.4L, 4cyl	22/28	24	\$2,100		A-7, 4.7L, 8cyl	13/18	15	\$3,650	P
Wrangler 4WD					GL550 4matic				
A-5, 3.6L, 6cyl	17/21	18	\$2,800		A-7, 5.5L, 8cyl	12/17	14	\$3,950	P
M-6, 3.6L, 6cyl	17/21	18	\$2,800		GLK350 4matic				
Wrangler Unlimited 4WD					A-7, 3.5L, 6cyl				
A-5, 3.6L, 6cyl	16/20	18	\$2,800		16/21	18	\$3,050	P	
M-6, 3.6L, 6cyl	16/21	18	\$2,800		ML350 4matic				
KIA					A-7, 3.5L, 6cyl				
Sorento 4WD					17/22				
A-6, 2.4L, 4cyl	21/27	23	\$2,200		17/22	19	\$2,900	P	
A-6, 2.4L, 4cyl	20/26	22	\$2,300	SIDI	ML350 Bluetec 4matic				
A-6, 3.5L, 6cyl	18/24	20	\$2,500		A-7, 3.0L, 6cyl	20/27	22	\$2,700	D T
Sportage 4WD					ML550 4matic				
A-6, 2.0L, 4cyl	20/25	22	\$2,300	T	A-7, 4.7L, 8cyl	15/20	17	\$3,250	P T
A-6, 2.4L, 4cyl	20/27	23	\$2,200		ML63 AMG				
M-6, 2.4L, 4cyl	19/25	21	\$2,400		A-7, 5.5L, 8cyl	14/18	15	\$3,650	P T
LAND ROVER					R350 4matic				
LR2					A-7, 3.5L, 6cyl				
A-S6, 3.2L, 6cyl	15/22	17	\$2,950		16/21	18	\$3,050	P	
LR4					R350 Bluetec 4matic				
A-S6, 5.0L, 8cyl	12/17	14	\$3,950	P	A-7, 3.0L, 6cyl	18/23	20	\$2,950	D T
Range Rover					MITSUBISHI				
A-S6, 5.0L, 8cyl	12/18	14	\$3,950	P	Outlander 4WD				
A-S6, 5.0L, 8cyl	12/18	14	\$3,950	P S	AV-S6, 2.4L, 4cyl	22/27	24	\$2,100	
Range Rover Evoque					A-S6, 3.0L, 6cyl				
A-6, 2.0L, 4cyl	18/28	22	\$2,500	P T	19/25	21	\$2,600	P	
Range Rover Sport					Outlander Sport 4WD				
A-S6, 5.0L, 8cyl	13/18	15	\$3,650	P	AV-S6, 2.0L, 4cyl	23/28	25	\$2,000	
A-S6, 5.0L, 8cyl	12/17	14	\$3,950	P S	NISSAN				
LEXUS					Armada 4WD				
GX 460					A-5, 5.6L, 8cyl				
A-S6, 4.6L, 8cyl	15/20	17	\$3,250	P	12/18	14	\$3,600		
RX 350 AWD					A-5, 5.6L, 8cyl				
A-S6, 3.5L, 6cyl	18/24	20	\$2,500		12/18	14	\$3,600		
					9/13	11	\$4,750	E85	
MURANO AWD					A-5, 5.6L, 8cyl				
AV, 3.5L, 6cyl	18/23	20	\$2,500		Murano CrossCabriolet				
Murano CrossCabriolet					AV, 3.5L, 6cyl				
AV, 3.5L, 6cyl	17/22	19	\$2,900	P	Pathfinder 4WD				
Pathfinder 4WD					A-5, 4.0L, 6cyl				
A-5, 4.0L, 6cyl	14/20	16	\$3,450	P	A-S5, 5.6L, 8cyl	13/18	14	\$3,950	P
A-S5, 5.6L, 8cyl	13/18	14	\$3,950	P					

Manufacturer Model Configuration (trans, eng size, cyl)	MPG		Annual Fuel Cost	Notes	Manufacturer Model Configuration (trans, eng size, cyl)	MPG		Annual Fuel Cost	Notes
	City/Hwy	Comb				City/Hwy	Comb		
Rogue AWD					VOLKSWAGEN				
AV, 2.5L, 4cyl	22/26	24	\$2,100		Tiguan 4motion				
Xterra 4WD					A-S6, 2.0L, 4cyl	21/27	23	\$2,400	P T
A-5, 4.0L, 6cyl	15/20	17	\$2,950		Touareg				
M-6, 4.0L, 6cyl	16/20	17	\$2,950		A-S8, 3.6L, 6cyl	16/23	19	\$2,900	P
PORSCHE					A-S8, 3.0L, 6cyl	19/28	22	\$2,700	D T
Cayenne					Touareg Hybrid				
A-S8, 3.6L, 6cyl	17/23	19	\$2,900	P	A-S8, 3.0L, 6cyl	20/24	21	\$2,600	HEV P S
M-6, 3.6L, 6cyl	15/22	17	\$3,250	P	VOLVO				
Cayenne S					XC60 AWD				
A-8, 4.8L, 8cyl	16/22	18	\$3,050	P	A-S6, 3.0L, 6cyl	17/23	20	\$2,500	T
Cayenne S Hybrid					A-S6, 3.2L, 6cyl	18/24	20	\$2,500	
A-8, 3.0L, 6cyl	20/24	21	\$2,600	HEV P S	XC70 AWD				
Cayenne Turbo					A-S6, 3.0L, 6cyl	17/23	20	\$2,500	T
A-8, 4.8L, 8cyl	15/22	17	\$3,250	P T	A-S6, 3.2L, 6cyl	18/24	20	\$2,500	
SAAB					XC90 AWD				
9-4X AWD					A-S6, 3.2L, 6cyl	16/23	18	\$2,800	
A-S6, 2.8L, 6cyl	15/22	18	\$2,800	T	SUBARU				
A-S6, 3.0L, 6cyl	17/23	19	\$2,650		Forester AWD				
A-8, 4.8L, 8cyl					A-S4, 2.5L, 4cyl	21/27	23	\$2,200	
					A-S4, 2.5L, 4cyl	19/24	21	\$2,600	P T
Subaru					M-5, 2.5L, 4cyl	21/27	23	\$2,200	
Forester AWD					Outback Wagon AWD				
A-S4, 2.5L, 4cyl	21/27	23	\$2,200		AV, 2.5L, 4cyl	22/29	24	\$2,100	
A-S4, 2.5L, 4cyl	19/24	21	\$2,600	P T	M-6, 2.5L, 4cyl	19/27	22	\$2,300	
M-5, 2.5L, 4cyl	21/27	23	\$2,200		A-S5, 3.6L, 6cyl	18/25	20	\$2,500	
Outback Wagon AWD					Tribeca AWD				
AV, 2.5L, 4cyl	22/29	24	\$2,100		A-S5, 3.6L, 6cyl	16/21	18	\$2,800	
M-6, 2.5L, 4cyl	19/27	22	\$2,300		SUZUKI				
A-S5, 3.6L, 6cyl	18/25	20	\$2,500		Grand Vitara 4WD				
Tribeca AWD					A-4, 2.4L, 4cyl	19/23	20	\$2,500	
A-S5, 3.6L, 6cyl	16/21	18	\$2,800		TOYOTA				
Suzuki					4Runner 4WD				
Grand Vitara 4WD					A-S5, 4.0L, 6cyl	17/22	19	\$2,650	
A-4, 2.4L, 4cyl	19/23	20	\$2,500		A-S5, 4.0L, 6cyl	17/22	19	\$2,650	PT4WD
Suzuki					FJ Cruiser 4WD				
Grand Vitara 4WD					A-5, 4.0L, 6cyl	17/20	18	\$2,800	PT4WD
A-4, 2.4L, 4cyl	19/23	20	\$2,500		M-6, 4.0L, 6cyl	15/18	16	\$3,150	
Toyota					Highlander 4WD				
4Runner 4WD					A-S5, 3.5L, 6cyl	17/22	19	\$2,650	
A-S5, 4.0L, 6cyl	17/22	19	\$2,650	PT4WD	Highlander Hybrid 4WD				
A-S5, 4.0L, 6cyl	17/22	19	\$2,650	PT4WD	AV, 3.5L, 6cyl	28/28	28	\$1,800	HEV
FJ Cruiser 4WD					RAV4 4WD				
A-5, 4.0L, 6cyl	17/20	18	\$2,800	PT4WD	A-4, 2.5L, 4cyl	21/27	24	\$2,100	
M-6, 4.0L, 6cyl	15/18	16	\$3,150		A-5, 3.5L, 6cyl	19/26	22	\$2,300	
Highlander 4WD					Sequoia 4WD				
A-S5, 3.5L, 6cyl	17/22	19	\$2,650		A-S6, 4.6L, 8cyl	13/18	15	\$3,350	PT4WD
Highlander Hybrid 4WD					A-S6, 5.7L, 8cyl	13/17	14	\$3,600	PT4WD
AV, 3.5L, 6cyl	28/28	28	\$1,800	HEV	Sequoia 4WD FFV				
RAV4 4WD					A-S6, 5.7L, 8cyl	13/17	15	\$3,350	PT4WD
A-4, 2.5L, 4cyl	21/27	24	\$2,100			9/13	11	\$4,750	E85
A-5, 3.5L, 6cyl	19/26	22	\$2,300		Venza AWD				
Sequoia 4WD					A-S6, 2.7L, 4cyl	20/25	22	\$2,300	
A-S6, 4.6L, 8cyl	13/18	15	\$3,350	PT4WD	A-S6, 3.5L, 6cyl	18/25	21	\$2,400	
A-S6, 5.7L, 8cyl	13/17	14	\$3,600	PT4WD					
Sequoia 4WD FFV									
A-S6, 5.7L, 8cyl	13/17	15	\$3,350	PT4WD					
	9/13	11	\$4,750	E85					
Venza AWD									
A-S6, 2.7L, 4cyl	20/25	22	\$2,300						
A-S6, 3.5L, 6cyl	18/25	21	\$2,400						

DIESEL VEHICLES

Diesel-powered vehicles typically get 30-35% more miles per gallon than comparable vehicles powered by gasoline. Diesel engines are inherently more energy efficient, and diesel fuel contains 10% more energy per gallon than gasoline. In addition, new advances in diesel engine technology have improved performance, reduced engine noise and fuel odor, and decreased emissions of harmful air pollutants. Ultra-low sulfur diesel fuels also help reduce emissions from these vehicles.

Annual fuel costs below are estimated assuming 15,000 miles of travel each year (55% city and 45% highway) and a diesel fuel cost of \$3.93 per gallon.

Manufacturer Model Configuration (trans, eng size, cyl)	MPG		Annual Fuel Cost	Notes	Manufacturer Model Configuration (trans, eng size, cyl)	MPG		Annual Fuel Cost	Notes
	City/Hwy	Comb				City/Hwy	Comb		
COMPACT CARS					SMALL STATION WAGONS				
VOLKSWAGEN					AUDI				
Golf					A3				
A-S6, 2.0L, 4cyl	30/42	34	\$1,750	D T	A-S6, 2.0L, 4cyl	30/42	34	\$1,750	D T
M-6, 2.0L, 4cyl	30/42	34	\$1,750	D T	VOLKSWAGEN				
Jetta					Jetta SportWagen				
A-S6, 2.0L, 4cyl	30/42	34	\$1,750	D T	A-S6, 2.0L, 4cyl	29/39	33	\$1,800	D T
M-6, 2.0L, 4cyl	30/42	34	\$1,750	D T	M-6, 2.0L, 4cyl	30/42	34	\$1,750	D T
MIDSIZE CARS					SPORT UTILITY VEHICLES 4WD				
MERCEDES-BENZ					AUDI				
E350 Bluetec					Q7				
A-7, 3.0L, 6cyl	21/32	25	\$2,350	D T	A-S8, 3.0L, 6cyl	17/25	20	\$2,950	D T
VOLKSWAGEN					BMW				
Passat					X5 xDrive35d				
A-S6, 2.0L, 4cyl	30/40	34	\$1,750	D T	A-S6, 3.0L, 6cyl	19/26	22	\$2,700	D T
M-6, 2.0L, 4cyl	31/43	35	\$1,700	D T	MERCEDES-BENZ				
LARGE CARS					GL350 Bluetec 4matic				
MERCEDES-BENZ					ML350 Bluetec 4matic				
S350 Bluetec 4matic					R350 Bluetec 4matic				
A-7, 3.0L, 6cyl	21/31	25	\$2,350	D T	A-7, 3.0L, 6cyl	17/21	19	\$3,100	D T
					VOLKSWAGEN				
					Touareg				
					A-S8, 3.0L, 6cyl				
					19/28				
					22				
					\$2,700				
					D T				

COMPRESSED NATURAL GAS VEHICLES

Compressed natural gas (CNG) vehicles produce fewer smog-forming and greenhouse gas pollutants and reduce our dependence on petroleum. CNG fuel is normally dispensed in "equivalent gallons," where one equivalent gallon is equal to 121.5 cu. ft. of CNG. Therefore, the fuel economy values are shown in miles per gasoline-equivalent gallon. Annual fuel cost estimates are based on an average fuel price of \$2.12 per gasoline-equivalent gallon of CNG. The driving range is shown in miles and represents the distance the vehicle can travel on a full tank (or tanks) of fuel during combined city and highway driving (55% city and 45% highway).

	Transmission Type/Speeds	Engine Size/ Cylinders	MPGe City/Highway	Annual Fuel cost	Driving Range (miles)
COMPACT CARS					
HONDA					
Civic CNG	A-5	1.8L, 4 cyl	27/38	1050	190
SPECIAL PURPOSE VEHICLES 2WD					
VPG					
MV-1 CNG	A-4	4.6L, 8 cyl	11/16	2450	274

ELECTRIC VEHICLES

Electric vehicles (EVs), also called battery electric vehicles (BEVs), are propelled by one or more electric motors powered by rechargeable battery packs. EVs are energy-efficient and reduce our dependence on petroleum since electricity is produced from domestic resources. They emit no tailpipe pollutants, although the power plant producing the electricity may emit pollution.

Electric motors have several performance benefits. They are quiet; they have instant torque for quick acceleration; and they require less maintenance than internal combustion engines.

Current EVs have a shorter driving range than gasoline or hybrid vehicles, and that range is more sensitive to driving style, driving conditions, and accessory use. Fully recharging the battery pack

can take several hours—though a “quick charge” to 80% capacity may take as little as 30 minutes—and options for charging the vehicle away from home may be limited. EVs are also more expensive than conventional vehicles and hybrids due to the cost of the large battery packs. Still, manufacturers are working hard to improve the driving range and reduce the cost of these vehicles, and public charging stations may become more common in the future.

A federal income tax credit of up to \$7,500 is currently available to consumers purchasing a qualifying EV. Visit www.fueleconomy.gov for additional information on EVs, including tax incentives.

Model	Motor	Battery Type	Fuel Economy (city/hwy/comb)		Range* (miles)
			MPGe (miles)	Kwh/100 miles	
SUBCOMPACT CARS					
CODA AUTOMOTIVE CODA†	100 kW DCPM‡	Li-Ion	77/68/73	44/50/46	88
MITSUBISHI i-MiEV	49 kW DCPM‡	Li-Ion	126/99/112	27/34/30	62
COMPACT CARS					
FORD Focus BEV FWD	107 kW AC Induction¶	Li-Ion	110/99/105	31/34/32	76
MIDSIZE CARS					
NISSAN Leaf§	80 kW DCPM‡	Li-Ion	106/92/99	32/37/34	73
LARGE CARS					
TESLA Model S	260 kW AC Induction¶	Li-Ion	88/90/89	38/37/38	265
SPECIAL PURPOSE VEHICLES 2WD					
AZURE DYNAMICS Transit Connect Electric Van	52 kW AC Induction¶	Li-Ion	62/62/62	55/54/54	56
Transit Connect Electric Wagon	52 kW AC Induction¶	Li-Ion	62/62/62	55/54/54	56
SPORT UTILITY VEHICLES 2WD					
BYD e6	75 kW AC PMSM	Li-Ion	60/64/62	56/52/54	122
TOYOTA RAV4 EV	115 kW AC Induction¶	Li-Ion	78/74/76	43/46/44	103

* Range for combined city/highway driving

† The CODA will be available in select markets starting in late 2011. Visit www.codaautomotive.com for more details.

‡ Direct current permanent magnet

§ The Nissan Leaf™ electric vehicle is now available for customer order in the following 23 states AL, AZ, CA, CO, CT, DC, FL, GA, HI, IL, MA, MD, MS, NC, NH, NJ, NY, OR, SC, TN, TX, VA, WA. Additional states to be added throughout 2011 and 2012. See www.nissanusa.com or your Nissan dealer for order information and availability in your area.

|| Permanent magnet synchronous motor

¶ Alternating current induction motor

HYBRID-ELECTRIC VEHICLES

It's no accident the most fuel-efficient vehicles in some classes for the 2012 model year are hybrid-electric vehicles (HEVs). Hybrids combine the best features of the internal combustion engine with an electric motor and can significantly improve fuel economy without sacrificing performance or driving range. HEVs may also be configured to provide increased performance.

HEVs are primarily propelled by an internal combustion engine, just like conventional vehicles. However, they also convert energy normally wasted during coasting and braking into electricity, which is stored in a battery until needed by the electric motor. The electric motor assists the engine when accelerating or hill climbing and at low speeds where internal combustion engines are least efficient. Unlike all-electric vehicles or plug-in hybrids, HEVs now being offered do not need to be plugged into an external source of electricity to be recharged; conventional gasoline and regenerative braking provide all the energy the vehicle needs.

Annual fuel cost is estimated assuming 15,000 miles of travel each year (55% city and 45% highway) and a fuel cost of \$3.36 per gallon for regular unleaded gasoline or \$3.67 for premium gasoline.

Manufacturer Model Configuration (trans, eng size, cyl)	MPG		Annual Fuel Cost	Battery Type / Notes	Manufacturer Model Configuration (trans, eng size, cyl)	MPG		Annual Fuel Cost	Battery Type / Notes
	City/Hwy	Com b				City/Hwy	Com b		
TWO SEATERS					LEXUS				
HONDA					LS 600h L				
CR-Z					AV-S8, 5.0L, 8cyl				
AV-S7, 1.5L, 4cyl	35/39	37	\$1,350	101V Ni-MH	19/23	20	\$2,750	288V Ni-MH	
M-6, 1.5L, 4cyl	31/37	34	\$1,500	101V Ni-MH	LINCOLN				
COMPACT CARS					MKZ Hybrid FWD				
HONDA					AV, 2.5L, 4cyl				
Civic Hybrid					41/36				
AV, 1.5L, 4cyl	44/44	44	\$1,150	144V Li-Ion	39	\$1,300	275V Ni-MH		
Insight					MERCEDES-BENZ				
AV-S7, 1.3L, 4cyl	41/44	42	\$1,200	101V Ni-MH	E400 Hybrid				
AV, 1.3L, 4cyl	41/44	42	\$1,200	101V Ni-MH	A-7, 3.5L, 4cyl				
LEXUS					NA				
CT 200h					TOYOTA				
AV, 1.8L, 4cyl	43/40	42	\$1,200	202V Ni-MH	Avalon Hybrid				
HS 250h					AV, 2.5L, 4cyl				
AV, 2.4L, 4cyl	35/34	35	\$1,450	245V Ni-MH	NA	NA	NA	NA	
TOYOTA					Camry Hybrid LE				
Prius c					AV, 2.5L, 4cyl				
AV, 1.5L, 4cyl	53/46	50	\$1,000	144V Ni-MH	43/39	41	\$1,250	245V Ni-MH	
MIDSIZE CARS					Camry Hybrid XLE				
BMW					AV, 2.5L, 4cyl				
ActiveHybrid 5					40/38				
A-S8, 3.0L, 6cyl	23/30	26	\$2,100	374V Li-Ion	40	\$1,250	245V Ni-MH		
ActiveHybrid 7					Prius				
A-S8, 4.4L, 8cyl	17/24	20	\$2,750	126V Li-Ion	AV, 1.8L, 4cyl				
BUICK					51/48				
LaCrosse eAssist					LARGE CARS				
AV-S6, 2.4L, 4cyl	25/36	29	\$1,750	115V Li-Ion	BMW				
Regal eAssist					ActiveHybrid 7L				
AV-S6, 2.4L, 4cyl	25/36	29	\$1,750	115V Li-Ion	A-S8, 4.4L, 8cyl				
FORD					17/24				
Fusion Hybrid FWD					MERCEDES-BENZ				
AV, 2.5L, 4cyl	41/36	39	\$1,300	275V Ni-MH	S400 Hybrid				
HYUNDAI					A-7, 3.5L, 6cyl				
Sonata Hybrid					19/25				
A-6, 2.4L, 4cyl	34/39	36	\$1,400	270V Li-Ion	21	\$2,600	126V Li-Ion		
INFINITI					PORSCHE				
M35h					Panamera S Hybrid				
A-S7, 3.5L, 6cyl	27/32	29	\$1,900	346V Li-Ion	A-8, 3.0L, 6cyl				
KIA					22/30				
Optima Hybrid					MIDSIZE STATION WAGONS				
A-6, 2.4L, 4cyl	34/39	36	\$1,400	270V Li-Ion	TOYOTA				
STANDARD PICKUP TRUCKS 2WD					Prius v				
CHEVROLET					AV, 1.8L, 4cyl				
Silverado 15 Hybrid 2WD					44/40				
AV, 6.0L, 8cyl	20/23	21	\$2,400	288V Ni-MH	42	\$1,200	202V Ni-MH		
GMC					Sierra 15 Hybrid 2WD				
Sierra 15 Hybrid 2WD					AV, 6.0L, 8cyl				
AV, 6.0L, 8cyl	20/23	21	\$2,400	288V Ni-MH					

Manufacturer Model Configuration (trans, eng size, cyl)	MPG		Annual Fuel Cost	Battery Type / Notes
	City/Hwy	Com b		

STANDARD PICKUP TRUCKS 4WD

CHEVROLET				
Silverado 15 Hybrid 4WD				
AV, 6.0L, 8cyl	20/23	21	\$2,400	288V Ni-MH
GMC				
Sierra 15 Hybrid 4WD				
AV, 6.0L, 8cyl	20/23	21	\$2,400	288V Ni-MH

SPORT UTILITY VEHICLES 2WD

CADILLAC				
Escalade Hybrid 2WD				
AV, 6.0L, 8cyl	20/23	21	\$2,400	288V Ni-MH
CHEVROLET				
Tahoe Hybrid 2WD				
AV, 6.0L, 8cyl	20/23	21	\$2,400	288V Ni-MH
FORD				
Escape Hybrid FWD				
AV, 2.5L, 4cyl	34/31	32	\$1,600	330V Ni-MH
GMC				
Yukon 1500 Hybrid 2WD				
AV, 6.0L, 8cyl	20/23	21	\$2,400	288V Ni-MH
LEXUS				
RX 450h				
AV-S6, 3.5L, 6cyl	32/28	30	\$1,850	288V Ni-MH

Manufacturer Model Configuration (trans, eng size, cyl)	MPG		Annual Fuel Cost	Battery Type / Notes
	City/Hwy	Com b		

SPORT UTILITY VEHICLES 4WD

CADILLAC				
Escalade Hybrid 4WD				
AV, 6.0L, 8cyl	20/23	21	\$2,400	288V Ni-MH
CHEVROLET				
Tahoe Hybrid 4WD				
AV, 6.0L, 8cyl	20/23	21	\$2,400	288V Ni-MH
FORD				
Escape Hybrid AWD				
AV, 2.5L, 4cyl	30/27	29	\$1,750	330V Ni-MH
GMC				
Yukon 1500 Hybrid 4WD				
AV, 6.0L, 8cyl	20/23	21	\$2,400	288V Ni-MH
Yukon Denali 1500 Hybrid 4WD				
AV, 6.0L, 8cyl	20/23	21	\$2,400	288V Ni-MH
LEXUS				
RX 450h AWD				
AV-S6, 3.5L, 6cyl	30/28	29	\$1,900	288V Ni-MH
PORSCHE				
Cayenne S Hybrid				
A-8, 3.0L, 6cyl	20/24	21	\$2,600	288V Ni-MH
TOYOTA				
Highlander Hybrid 4WD				
AV, 3.5L, 6cyl	28/28	28	\$1,800	288V Ni-MH
VOLKSWAGEN				
Touareg Hybrid				
A-S8, 3.0L, 6cyl	20/24	21	\$2,600	288V Ni-MH

PLUG-IN HYBRID ELECTRIC VEHICLES

Plug-in hybrid electric vehicles (PHEVs) are hybrids with high capacity batteries that can be charged by plugging them into an electrical outlet or charging station. PHEVs can store enough electricity from the power grid to significantly reduce their petroleum consumption under typical driving conditions.

There are two basic PHEV configurations:

- Series PHEVs, also called Extended Range Electric Vehicles (EREVs).** The electric motor is the only power source that turns the wheels; the gasoline engine only generates electricity. Series PHEVs can run solely on electricity until the battery needs to be recharged. The gasoline engine will then generate the electricity needed to power the electric motor. For short trips, these vehicles might use no gasoline at all.
- Parallel or Blended PHEVs.** Both the engine and electric motor are mechanically connected to the wheels, and both propel the vehicle under most driving conditions. Electric-only operation usually occurs only at low speeds.

PHEVs also have different battery capacities, allowing some to travel farther on electricity than others. PHEV fuel economy, like that of EVs and regular hybrids, can be sensitive to driving style, driving conditions, and accessory use. When operating in pure electric mode, PHEVs emit no tailpipe pollutants, although the power plant producing the electricity may emit pollution.

Charging a PHEV's battery typically takes several hours, but a "quick charge" to 80% capacity may take 30 minutes or less. However, PHEVs don't have to be plugged in to be driven. They can be fueled solely with gasoline, like a conventional hybrid, but will not achieve maximum range or fuel economy without charging.

PHEVs use less petroleum and cost less to fuel than conventional hybrids, but they are more expensive to purchase.

A federal income tax credit of up to \$7,500 is currently available to consumers purchasing a qualifying PHEV. Visit www.fueleconomy.gov for additional information on PHEVs, including tax incentives.

Model	Trans Type/Spds	Engine Size / Cylinders	Motor	Battery Type	Fuel	Fuel Economy		Range* (miles)
						Combined MPGe (kw-hrs/100 mi) City/Hwy/Comb MPG		
SUBCOMPACT CARS								
FIKSER AUTOMOTIVE								
Karma	A-1	2.0L/4 cyl	150 kW DCPM*	Li-Ion	Elec Gas Only	54 MPGe (62 kw-hrs/100 mi) 20/21/20		
COMPACT CARS								
CHEVROLET								
Volt	AV†	1.4L/4 cyl	111 kW AC‡	Li-Ion	Elec Gas Only	94 MPGe (36 kw-hrs/100 mi) 35/40/37		
MIDSIZE VEHICLES								
TOYOTA								
Prius Plug-in Hybrid	AV†	1.8L/4 cyl	18 kW AC	Li-Ion	Elec/Gas Gas Only	95 MPGe (29 kw-hrs of Elec + .2 gals of gas) 51/49/50		

* Direct current permanent magnet
 † Continuously variable transmission
 ‡ Three-phase alternating current motor

ETHANOL FLEXIBLE-FUEL VEHICLES

Ethanol flexible fuel vehicles (FFVs) are designed by the original manufacturer to operate on gasoline, E85 (a mixture of 85% ethanol and 15% gasoline), or any mixture of the two fuels. Annual fuel cost is estimated assuming 15,000 miles of travel each year (55% city and 45% highway) and an average fuel cost of \$3.47 per gallon for E85, \$3.36 per gallon for regular unleaded gasoline, and \$3.67 per gallon for premium unleaded gasoline. The price of ethanol is highly variable from region to region; it is typically lower in the midwestern United States and higher in other areas. Therefore, actual consumer experience may differ significantly from the annual fuel cost estimate presented here.

Fuel economy and driving range values are shown for both gasoline and E85. When operating your FFV on mixtures of gasoline and E85, such as when alternating between using these fuels, your driving range and fuel economy values will be somewhere between those listed for the two fuels, depending on the actual percentage of gasoline and E85 in the tank.

Manufacturer Model Configuration (trans, eng size, cyl)	MPG		Annual Fuel Cost	Fuel	Range
	City/Hwy	Comb			

BENTLEY

Continental Supersports

A-S6, 6.0L, 12cyl	8/14	10	\$5,200	E85	240
	12/19	14	\$3,950	P	330

SUBCOMPACT CARS

BENTLEY

Continental GTC

A-S6, 6.0L, 12cyl	8/13	10	\$5,200	E85	238
	11/19	14	\$3,950	P	333

Continental Supersports Convertible

A-S6, 6.0L, 12cyl	8/14	10	\$5,200	E85	240
	12/19	14	\$3,950	P	330

MERCEDES-BENZ

E350 4matic Coupe

A-7, 3.5L, 6cyl	14/20	16	\$3,250	E85	280
	19/27	22	\$2,500	P	380

E350 Convertible

A-7, 3.5L, 6cyl	13/19	16	\$3,250	E85	280
	19/28	22	\$2,500	P	380

E350 Coupe

A-7, 3.5L, 6cyl	15/21	17	\$3,050	E85	290
	20/28	23	\$2,400	P	400

COMPACT CARS

BENTLEY

Continental GT

A-S6, 6.0L, 12cyl	8/14	10	\$5,200	E85	240
	12/19	14	\$3,950	P	330

BUICK

Verano

A-S6, 2.4L, 4cyl	15/23	18	\$2,900	E85	290
	21/32	25	\$2,000	Gas	400

CHRYSLER

200 Convertible

A-6, 3.6L, 6cyl	14/21	16	\$3,250	E85	270
	19/29	22	\$2,300	Gas	370

FORD

Focus FWD FFV

AM-6, 2.0L, 4cyl	19/28	22	\$2,350	E85	270
	28/38	31	\$1,650	Gas	380
AM-S6, 2.0L, 4cyl	19/28	22	\$2,350	E85	270
	28/38	31	\$1,650	Gas	380
M-5, 2.0L, 4cyl	19/26	22	\$2,350	E85	270
	26/36	30	\$1,700	Gas	370

Manufacturer Model Configuration (trans, eng size, cyl)	MPG		Annual Fuel Cost	Fuel	Range
	City/Hwy	Comb			

Focus SFE FWD FFV

AM-6, 2.0L, 4cyl	20/28	23	\$2,250	E85	280
	28/40	33	\$1,550	Gas	400

MERCEDES-BENZ

C300 4matic

A-7, 3.0L, 6cyl	13/18	15	\$3,450	E85	330
	18/25	20	\$2,750	P	460

C350

A-7, 3.5L, 6cyl	15/22	17	\$3,050	E85	290
	19/29	23	\$2,400	P	400

SAAB

9-3 Convertible

A-S6, 2.0L, 4cyl	13/21	16	\$3,250	E85	270
	18/28	22	\$2,300	Gas	370
M-6, 2.0L, 4cyl	15/23	18	\$2,900	E85	300
	20/33	25	\$2,000	Gas	420

9-3 Sport Sedan

A-S6, 2.0L, 4cyl	14/20	17	\$3,050	E85	280
	19/29	23	\$2,200	Gas	380
M-6, 2.0L, 4cyl	15/23	18	\$2,900	E85	300
	20/33	25	\$2,000	Gas	420

MIDSIZE CARS

BENTLEY

Continental Flying Spur

A-S6, 6.0L, 12cyl	8/13	10	\$5,200	E85	210
	11/19	14	\$3,950	P	310

BUICK

LaCrosse

A-S6, 3.6L, 6cyl	13/19	15	\$3,450	E85	280
	17/27	21	\$2,400	Gas	390
A-S6, 3.6L, 6cyl	13/19	15	\$3,450	E85	280
	17/27	21	\$2,400	Gas	390

LaCrosse AWD

A-S6, 3.6L, 6cyl	12/18	14	\$3,700	E85	270
	16/26	20	\$2,500	Gas	390

Regal

A-S6, 2.0L, 4cyl	13/22	16	\$3,250	E85	300
	18/29	22	\$2,300	Gas	410
A-S6, 2.0L, 4cyl	13/22	16	\$3,250	E85	300
	18/29	22	\$2,300	Gas	410
M-6, 2.0L, 4cyl	15/22	17	\$3,050	E85	320
	20/32	24	\$2,100	Gas	450
A-S6, 2.4L, 4cyl	15/22	17	\$3,050	E85	320
	19/31	23	\$2,200	Gas	430

Manufacturer Model Configuration (trans, eng size, cyl)	MPG		Annual Fuel Cost	Fuel	Range
	City/Hwy	Comb			

CHEVROLET

Malibu

A-S6, 2.4L, 4cyl	15/23	18	\$2,900	E85	300
	22/33	26	\$1,950	Gas	430

CHRYSLER

200

A-6, 3.6L, 6cyl	14/21	16	\$3,250	E85	270
	19/29	22	\$2,300	Gas	370

DODGE

Avenger

A-6, 3.6L, 6cyl	14/21	16	\$3,250	E85	270
	19/29	22	\$2,300	Gas	370

FORD

Fusion AWD FFV

A-S6, 3.0L, 6cyl	13/19	15	\$3,450	E85	250
	18/26	20	\$2,500	Gas	330

Fusion FWD FFV

A-S6, 3.0L, 6cyl	14/21	16	\$3,250	E85	260
	20/28	23	\$2,200	Gas	380

SAAB

9-5 Sedan

A-S6, 2.0L, 4cyl	13/21	16	\$3,250	E85	310
	18/28	22	\$2,300	Gas	430
M-6, 2.0L, 4cyl	15/23	18	\$2,900	E85	350
	20/33	25	\$2,000	Gas	490

LARGE CARS

CHEVROLET

Impala

A-6, 3.6L, 6cyl	13/22	16	\$3,250	E85	280
	18/30	22	\$2,300	Gas	390

CHRYSLER

300

A-8, 3.6L, 6cyl	14/23	17	\$3,050	E85	320
	19/31	23	\$2,200	Gas	440

300 AWD

A-8, 3.6L, 6cyl	14/20	16	\$3,250	E85	310
	18/27	21	\$2,400	Gas	400

DODGE

Charger

A-8, 3.6L, 6cyl	14/23	17	\$3,050	E85	320
	19/31	23	\$2,200	Gas	440

Charger AWD

A-8, 3.6L, 6cyl	14/20	16	\$3,250	E85	310
	18/27	21	\$2,400	Gas	400

SMALL STATION WAGONS

SAAB

9-3 SportCombi

A-S6, 2.0L, 4cyl	13/21	16	\$3,250	E85	270
	18/28	22	\$2,300	Gas	370
M-6, 2.0L, 4cyl	15/23	18	\$2,900	E85	300
	20/33	25	\$2,000	Gas	420

Manufacturer Model Configuration (trans, eng size, cyl)	MPG		Annual Fuel Cost	Fuel	Range
	City/Hwy	Comb			

STANDARD PICKUP TRUCKS 2WD

CHEVROLET

Silverado C15 2WD

A-4, 4.8L, 8cyl	10/14	12	\$4,350	E85	310/420
	14/19	16	\$3,150	Gas	410/560
A-6, 5.3L, 8cyl	11/16	13	\$4,000	E85	330/450
	15/21	17	\$2,950	Gas	440/590
A-6, 6.2L, 8cyl	9/13	11	\$4,750	E85	290
	13/18	14	\$3,600	Gas	370

Silverado C15 XFE 2WD

A-6, 5.3L, 8cyl	11/16	13	\$4,000	E85	340
	15/22	18	\$2,800	Gas	480

DODGE

Ram 1500 Pickup 2WD

A-6, 4.7L, 8cyl	10/12	11	\$4,750	E85	290/350
	14/20	16	\$3,150	Gas	420/510

FORD

F150 Pickup 2WD FFV

A-6, 3.7L, 6cyl	12/17	14	\$3,700	E85	360/500
	17/23	19	\$2,650	Gas	490/680
A-S6, 3.7L, 6cyl	12/17	14	\$3,700	E85	360/500
	17/23	19	\$2,650	Gas	490/680
A-6, 5.0L, 8cyl	11/15	13	\$4,000	E85	340/470
	15/21	17	\$2,950	Gas	440/610
A-S6, 5.0L, 8cyl	11/15	13	\$4,000	E85	340/470
	15/21	17	\$2,950	Gas	440/610

GMC

Sierra C15 2WD

A-4, 4.8L, 8cyl	10/14	12	\$4,350	E85	310/420
	14/19	16	\$3,150	Gas	410/560
A-6, 5.3L, 8cyl	11/16	13	\$4,000	E85	330/450
	15/21	17	\$2,950	Gas	440/590
A-6, 6.2L, 8cyl	9/13	11	\$4,750	E85	290
	13/18	14	\$3,600	Gas	370

Sierra C15 XFE 2WD

A-6, 5.3L, 8cyl	11/16	13	\$4,000	E85	340
	15/22	18	\$2,800	Gas	480

NISSAN

Titan 2WD

A-5, 5.6L, 8cyl	9/13	11	\$4,750	E85	310
	13/18	15	\$3,350	Gas	420

STANDARD PICKUP TRUCKS 4WD

CHEVROLET

Silverado K15 4WD

A-4, 4.8L, 8cyl	10/13	11	\$4,750	E85	280/380
	13/18	15	\$3,350	Gas	390/520
A-6, 5.3L, 8cyl	11/16	13	\$4,000	E85	330/450
	15/21	17	\$2,950	Gas	440/590
A-6, 6.2L, 8cyl	9/13	10	\$5,200	E85	260
	12/18	14	\$3,600	Gas	370

DODGE

Ram 1500 Pickup 4WD

A-6, 4.7L, 8cyl	10/12	11	\$4,750	E85	290/350
	14/19	16	\$3,150	Gas	420/510

Manufacturer Model Configuration (trans, eng size, cyl)	MPG		Annual Fuel Cost	Fuel	Range
	City/Hwy	Comb			
FORD					
F150 Pickup 4WD FFV					
A-6, 3.7L, 6cyl	12/15	13	\$4,000	E85	340/470
	16/21	18	\$2,800	Gas	470/650
A-S6, 3.7L, 6cyl	12/15	13	\$4,000	E85	340/470
	16/21	18	\$2,800	Gas	470/650
A-6, 5.0L, 8cyl	11/14	12	\$4,350	E85	310/430
	14/19	16	\$3,150	Gas	420/580
A-S6, 5.0L, 8cyl	11/14	12	\$4,350	E85	310/430
	14/19	16	\$3,150	Gas	420/580

GMC					
Sierra K15 4WD					
A-4, 4.8L, 8cyl	10/13	11	\$4,750	E85	280/380
	13/18	15	\$3,350	Gas	390/520
A-6, 5.3L, 8cyl	11/16	13	\$4,000	E85	330/450
	15/21	17	\$2,950	Gas	440/590
A-6, 6.2L, 8cyl	9/13	10	\$5,200	E85	260
	12/18	14	\$3,600	Gas	370

Sierra K15 AWD					
A-6, 6.2L, 8cyl	9/13	10	\$5,200	E85	260
	12/18	14	\$3,600	Gas	370

NISSAN					
Titan 4WD					
A-5, 5.6L, 8cyl	9/12	10	\$5,200	E85	280
	12/17	14	\$3,600	Gas	390

TOYOTA					
Tundra 4WD FFV					
A-S6, 5.7L, 8cyl	9/13	11	\$4,750	E85	290
	13/18	15	\$3,350	Gas	400

VANS, CARGO TYPE

CHEVROLET					
Express 1500 2WD Cargo					
A-4, 5.3L, 8cyl	10/13	11	\$4,750	E85	340
	13/18	15	\$3,350	Gas	470
Express 1500 2WD Conversion Cargo					
A-4, 5.3L, 8cyl	10/13	11	\$4,750	E85	340
	13/17	14	\$3,600	Gas	430
Express 1500 AWD Cargo					
A-4, 5.3L, 8cyl	9/12	10	\$5,200	E85	310
	13/17	14	\$3,600	Gas	430
Express 1500 AWD Conversion Cargo					
A-4, 5.3L, 8cyl	9/12	10	\$5,200	E85	310
	13/17	14	\$3,600	Gas	430
Express 2500 2WD Cargo MDPV					
A-6, 6.0L, 8cyl	7/11	9	\$5,800	E85	280
	10/15	12	\$4,200	Gas	370
Express 2500 2WD Conversion Cargo					
A-6, 6.0L, 8cyl	7/11	9	\$5,800	E85	280
	10/15	12	\$4,200	Gas	370
Express 3500 2WD Cargo MDPV					
A-6, 6.0L, 8cyl	7/11	9	\$5,800	E85	280
	10/14	11	\$4,600	Gas	340

FORD					
E150 Van FFV					
A-4, 4.6L, 8cyl	9/12	10	\$5,200	E85	330
	13/17	15	\$3,350	Gas	500
A-4, 5.4L, 8cyl	9/12	10	\$5,200	E85	330
	12/16	14	\$3,600	Gas	460

Manufacturer Model Configuration (trans, eng size, cyl)	MPG		Annual Fuel Cost	Fuel	Range
	City/Hwy	Comb			
E250 Van FFV					
A-4, 4.6L, 8cyl	9/12	10	\$5,200	E85	330
	13/17	15	\$3,350	Gas	500
A-4, 5.4L, 8cyl	9/12	10	\$5,200	E85	330
	12/16	14	\$3,600	Gas	460

E350 Van FFV					
A-4, 5.4L, 8cyl	9/12	10	\$5,200	E85	330
	12/16	13	\$3,900	Gas	430

GMC					
Savana 1500 AWD (cargo)					
A-4, 5.3L, 8cyl	9/12	10	\$5,200	E85	310
	13/17	14	\$3,600	Gas	430

Savana 1500 AWD Conversion (cargo)					
A-4, 5.3L, 8cyl	9/12	10	\$5,200	E85	310
	13/17	14	\$3,600	Gas	430

Savana 1500 2WD (cargo)					
A-4, 5.3L, 8cyl	10/13	11	\$4,750	E85	340
	13/18	15	\$3,350	Gas	470

Savana 1500 2WD Conversion (cargo)					
A-4, 5.3L, 8cyl	10/13	11	\$4,750	E85	340
	13/17	14	\$3,600	Gas	430

Savana 2500 2WD (cargo) MDPV					
A-6, 6.0L, 8cyl	7/11	9	\$5,800	E85	280
	10/15	12	\$4,200	Gas	370

Savana 2500 2WD Conversion (cargo)					
A-6, 6.0L, 8cyl	7/11	9	\$5,800	E85	280
	10/15	12	\$4,200	Gas	370

Savana 3500 2WD (cargo) MDPV					
A-6, 6.0L, 8cyl	7/11	9	\$5,800	E85	280
	10/14	11	\$4,600	Gas	340

VANS, PASSENGER TYPE

CHEVROLET					
Express 1500 2WD Passenger					
A-4, 5.3L, 8cyl	10/13	11	\$4,750	E85	340
	13/17	14	\$3,600	Gas	430
Express 1500 AWD Passenger					
A-4, 5.3L, 8cyl	9/12	10	\$5,200	E85	310
	13/17	14	\$3,600	Gas	430
Express 2500 2WD Passenger MDPV					
A-6, 4.8L, 8cyl	8/12	10	\$5,200	E85	310
	11/17	13	\$3,900	Gas	400
A-6, 6.0L, 8cyl	8/11	9	\$5,800	E85	280
	11/16	13	\$3,900	Gas	400
Express 3500 2WD Passenger MDPV					
A-6, 4.8L, 8cyl	8/12	10	\$5,200	E85	310
	11/17	13	\$3,900	Gas	400
A-6, 6.0L, 8cyl	8/11	9	\$5,800	E85	280
	10/15	12	\$4,200	Gas	370

FORD					
E150 Wagon FFV					
A-4, 4.6L, 8cyl	9/12	10	\$5,200	E85	330
	13/16	14	\$3,600	Gas	460
A-4, 5.4L, 8cyl	9/12	10	\$5,200	E85	330
	12/16	13	\$3,900	Gas	430

E350 Wagon FFV					
A-4, 5.4L, 8cyl	9/11	10	\$5,200	E85	330
	11/15	13	\$3,900	Gas	430

Manufacturer Model Configuration (trans, eng size, cyl)	MPG		Annual Fuel Cost	Fuel	Range	Manufacturer Model Configuration (trans, eng size, cyl)	MPG		Annual Fuel Cost	Fuel	Range
	City/Hwy	Comb					City/Hwy	Comb			
GMC						Tahoe 1500 2WD					
Savana 1500 2WD (Passenger)						A-6, 5.3L, 8cyl	11/16	13	\$4,000	E85	330
A-4, 5.3L, 8cyl	10/13	11	\$4,750	E85	340		15/21	17	\$2,950	Gas	430
	13/17	14	\$3,600	Gas	430	DODGE					
Savana 1500 AWD (Passenger)						Durango 2WD					
A-4, 5.3L, 8cyl	9/12	10	\$5,200	E85	310	A-5, 3.6L, 6cyl	12/17	14	\$3,700	E85	350
	13/17	14	\$3,600	Gas	430		16/23	19	\$2,650	Gas	470
Savana 2500 2WD (Passenger) MDPV						Journey FWD					
A-6, 4.8L, 8cyl	8/12	10	\$5,200	E85	310	A-6, 3.6L, 6cyl	13/18	15	\$3,450	E85	290
	11/17	13	\$3,900	Gas	400		17/25	20	\$2,500	Gas	410
A-6, 6.0L, 8cyl	8/11	9	\$5,800	E85	280	FORD					
	11/16	13	\$3,900	Gas	400	Escape FWD FFV					
Savana 3500 2WD (Passenger) MDPV						A-6, 3.0L, 6cyl	14/19	16	\$3,250	E85	290
A-6, 4.8L, 8cyl	8/12	10	\$5,200	E85	310		19/25	21	\$2,400	Gas	370
	11/17	13	\$3,900	Gas	400	Expedition 2WD FFV					
A-6, 6.0L, 8cyl	8/11	9	\$5,800	E85	280	A-6, 5.4L, 8cyl	10/14	12	\$4,350	E85	340/400
	10/15	12	\$4,200	Gas	370		14/20	16	\$3,150	Gas	450/540
MINIVANS 2WD						GMC					
CHRYSLER						Terrain FWD					
Town and Country						A-6, 2.4L, 4cyl	15/22	18	\$2,900	E85	340
A-6, 3.6L, 6cyl	12/18	14	\$3,700	E85	280		22/32	26	\$1,950	Gas	490
	17/25	20	\$2,500	Gas	400	A-6, 3.0L, 6cyl	12/18	14	\$3,700	E85	290
DODGE							17/24	20	\$2,500	Gas	420
Grand Caravan						Yukon 1500 2WD					
A-6, 3.6L, 6cyl	12/18	14	\$3,700	E85	280	A-6, 5.3L, 8cyl	11/16	13	\$4,000	E85	330
	17/25	20	\$2,500	Gas	400		15/21	17	\$2,950	Gas	430
RAM						A-6, 6.2L, 8cyl	10/15	12	\$4,350	E85	310
C/V Cargo Van							14/18	16	\$3,150	Gas	410
A-6, 3.6L, 6cyl	12/18	14	\$3,700	E85	280	Yukon XL 1500 2WD					
	17/25	20	\$2,500	Gas	400	A-6, 5.3L, 8cyl	11/16	13	\$4,000	E85	410
VOLKSWAGEN							15/21	17	\$2,950	Gas	540
Routan						A-6, 6.2L, 8cyl	10/15	12	\$4,350	E85	380
A-6, 3.6L, 6cyl	12/18	14	\$3,700	E85	280		14/18	16	\$3,150	Gas	510
	17/25	20	\$2,500	Gas	400	JEEP					
SPORT UTILITY VEHICLES 2WD						Grand Cherokee 2WD					
CADILLAC						A-5, 3.6L, 6cyl	13/17	14	\$3,700	E85	350
Escalade 2WD							17/23	19	\$2,650	Gas	470
A-6, 6.2L, 8cyl	10/15	12	\$4,350	E85	310	LINCOLN					
	14/18	16	\$3,150	Gas	410	Navigator 2WD FFV					
Escalade ESV 2WD						A-6, 5.4L, 8cyl	10/14	12	\$4,350	E85	340/400
A-6, 6.2L, 8cyl	10/15	12	\$4,350	E85	380		14/20	16	\$3,150	Gas	450/540
	14/18	16	\$3,150	Gas	510	NISSAN					
SRX 2WD						Armada 2WD					
A-S6, 3.6L, 6cyl	12/18	14	\$3,700	E85	300	A-5, 5.6L, 8cyl	9/13	11	\$4,750	E85	310
	17/24	19	\$2,650	Gas	400		12/19	15	\$3,350	Gas	420
CHEVROLET						SPORT UTILITY VEHICLES 4WD					
Avalanche 1500 2WD						CADILLAC					
A-6, 5.3L, 8cyl	11/16	13	\$4,000	E85	410	Escalade AWD					
	15/21	17	\$2,950	Gas	540	A-6, 6.2L, 8cyl	10/14	12	\$4,350	E85	310
Equinox FWD							13/18	15	\$3,350	Gas	380
A-6, 2.4L, 4cyl	15/22	18	\$2,900	E85	340	Escalade ESV AWD					
	22/32	26	\$1,950	Gas	490	A-6, 6.2L, 8cyl	9/13	10	\$5,200	E85	320
A-6, 3.0L, 6cyl	12/18	14	\$3,700	E85	290		13/18	14	\$3,600	Gas	450
	17/24	20	\$2,500	Gas	420	Escalade Ext AWD					
Suburban 1500 2WD						A-6, 6.2L, 8cyl	9/13	10	\$5,200	E85	320
A-6, 5.3L, 8cyl	11/16	13	\$4,000	E85	410		13/18	14	\$3,600	Gas	450
	15/21	17	\$2,950	Gas	540	SRX AWD					
						A-S6, 3.6L, 6cyl	12/17	14	\$3,700	E85	300
							16/23	18	\$2,800	Gas	380

Manufacturer Model Configuration (trans, eng size, cyl)	MPG		Annual Fuel Cost	Fuel	Range
	City/Hwy	Comb			

CHEVROLET

Avalanche 1500 4WD

A-6, 5.3L, 8cyl	11/16	13	\$4,000	E85	410
	15/21	17	\$2,950	Gas	540

Equinox AWD

A-6, 2.4L, 4cyl	14/20	17	\$3,050	E85	320
	20/29	23	\$2,200	Gas	430
A-6, 3.0L, 6cyl	12/17	14	\$3,700	E85	290
	16/23	19	\$2,650	Gas	400

Suburban 1500 4WD

A-6, 5.3L, 8cyl	11/16	13	\$4,000	E85	410
	15/21	17	\$2,950	Gas	540

Tahoe 1500 4WD

A-6, 5.3L, 8cyl	11/16	13	\$4,000	E85	330
	15/21	17	\$2,950	Gas	430

DODGE

Durango 4WD

A-5, 3.6L, 6cyl	12/17	14	\$3,700	E85	350
	16/23	19	\$2,650	Gas	470

FORD

Escape AWD FFV

A-6, 3.0L, 6cyl	13/17	14	\$3,700	E85	250
	18/23	20	\$2,500	Gas	350

Expedition 4WD FFV

A-6, 5.4L, 8cyl	9/13	11	\$4,750	E85	310/370
	13/18	15	\$3,350	Gas	420/500

GMC

Terrain AWD

A-6, 2.4L, 4cyl	14/20	17	\$3,050	E85	320
	20/29	23	\$2,200	Gas	430
A-6, 3.0L, 6cyl	12/17	14	\$3,700	E85	290
	16/23	19	\$2,650	Gas	400

Yukon 1500 4WD

A-6, 5.3L, 8cyl	11/16	13	\$4,000	E85	330
	15/21	17	\$2,950	Gas	430

Yukon Denali 1500 AWD

A-6, 6.2L, 8cyl	10/14	12	\$4,350	E85	310
	13/18	15	\$3,350	Gas	380

Yukon XL 1500 4WD

A-6, 5.3L, 8cyl	11/16	13	\$4,000	E85	410
	15/21	17	\$2,950	Gas	540

Yukon XL 1500 AWD

A-6, 6.2L, 8cyl	9/13	10	\$5,200	E85	320
	13/18	14	\$3,600	Gas	450

JEEP

Grand Cherokee 4WD

A-5, 3.6L, 6cyl	12/17	14	\$3,700	E85	350
	16/23	19	\$2,650	Gas	470

LINCOLN

Navigator 4WD FFV

A-6, 5.4L, 8cyl	9/13	11	\$4,750	E85	310/370
	13/18	15	\$3,350	Gas	420/500

MERCEDES-BENZ

ML350 4matic

A-7, 3.5L, 6cyl	13/17	15	\$3,450	E85	370
	18/23	20	\$2,750	P	490

NISSAN

Armada 4WD

A-5, 5.6L, 8cyl	9/13	11	\$4,750	E85	310
	12/18	14	\$3,600	Gas	390

Manufacturer Model Configuration (trans, eng size, cyl)	MPG		Annual Fuel Cost	Fuel	Range
	City/Hwy	Comb			

TOYOTA

Sequoia 4WD FFV

A-S6, 5.7L, 8cyl	9/13	11	\$4,750	E85	290
	13/17	15	\$3,350	Gas	400

FUEL CELL VEHICLES

Fuel cell vehicles (FCVs) may not reach the mass market for a decade or more, but a limited number will be available for sale or lease in 2011-12 to demonstration fleets in areas with a readily accessible hydrogen supply. FCVs are propelled by electric motors powered by fuel cells, which produce electricity from the chemical energy of hydrogen. Fuel cell technology is more efficient than internal combustion engines and environmentally cleaner—the only by-product of a hydrogen fuel cell is water. However, many challenges must be overcome before FCVs are mass-marketed and sold at local dealerships. For more information about FCVs, visit www.fueleconomy.gov and the Fuel Cell Technologies Program Web site at www.eere.energy.gov/hydrogenandfuelcells/.

Fuel Cell Type	Motor Type & Power	Energy Storage Device & Rating	Fuel Type	Miles Per Kilogram City/Hwy/Comb	Driving Range (miles)	
MIDSIZE CARS						
HONDA FCX Clarity*	PEM*	100 kW DC (Brushless)†	288V Li-Ion	Hydrogen	60/60/60	240
SMALL STATION WAGONS						
MERCEDES-BENZ F-Cell‡	PEM*	100kW DCPM (Brushless)†	216V Li-ion	Hydrogen	52/54/53	190

* PEM = Proton Exchange Membrane or Polymer Electrolyte Membrane.

† DC = Direct current; DCPM = Direct current, permanent magnet

‡ MY 2012 F-Cell vehicles will be available in California (for lease only).

Interior Volume (cu.ft.)

Passenger / Cargo

2dr 4dr Hatch Pg

ACURA			
MDX 4WD			22
RDX 2WD			20
RDX 4WD			22
RL	99/14		11
TL 2WD	98/13		11
TL 4WD	98/13		12
TSX	95/14		9
TSX Wagon		94/26	16
ZDX 4WD			22

ASTON MARTIN

DB9	78/5		6
DBS	78/5		6
Rapide	83/14		7
V8 Vantage			5
V8 Vantage S			5
Virage	78/5		6

AUDI

A3	89/20		4,16,26
A3 quattro	89/20		16
A4	91/12		9
A4 Avant quattro	90/28		16
A4 quattro	91/12		9
A5 Cabriolet	81/10		7
A5 Cabriolet quattro	81/10		7
A5 quattro	84/12		7
A6	97/14		12
A6 quattro	97/14		12
A7 quattro		94/25	12
A8	100/15		12
A8 L	109/15		14
Q5			22
Q7			22,26
R8			5
R8 Spyder			5
S4	90/13		9
S5	84/12		7
S5 Cabriolet	81/10		7
TT Coupe quattro		74/13	7
TT Roadster quattro			5
TT RS Coupe		74/13	7

AZURE DYNAMICS

Transit Connect Electric Van			4,20,27
Transit Connect Electric Wagon			4,20,27

BENTLEY

Continental Flying Spur	102/13		12,31
Continental GT	89/11		9,31
Continental GTC	86/7		7,31
Continental Supersports			5,31
Continental Supersports Convertible	86/7		7,31
Mulsanne	101/11		12

BMW

128ci Convertible	78/8		7
128i	86/10		7
135i	86/10		8
135i Convertible	78/8		8
328ci Convertible	84/9		8
328i		96/13	9
328i Coupe	88/11		8
328i Coupe xDrive	88/11		8
328i Sport Wagon		93/25	16

Interior Volume (cu.ft.)

Passenger / Cargo

2dr 4dr Hatch Pg

328i xDrive Sport Wagon		93/25		16
335ci Convertible		84/9		8
335i		96/13		9
335i Coupe	88/11			8
335i Coupe xDrive	88/11			8
335is Convertible		84/9		8
335is Coupe	88/11			8
528i		102/14		12
528i xDrive		102/14		12
535i		102/14		12
535i Gran Turismo		112/10		14
535i xDrive		102/14		12
535i xDrive Gran Turismo		112/10		14
550i		102/14		12
550i Gran Turismo		112/10		14
550i xDrive		102/14		12
550i xDrive Gran Turismo		112/10		14
640i Convertible	89/12			9
640i Coupe	87/16			9
650i Convertible	89/12			9
650i Convertible xDrive	88/12			9
650i Coupe	87/16			9
650i Coupe xDrive	87/16			9
740i		106/14		14
740Li		115/14		14
750i		106/14		14
750i xDrive		106/14		14
750Li		115/14		14
750Li xDrive		115/14		14
760Li		115/14		14
ActiveHybrid 5		102/10		12,28
ActiveHybrid 7		106/13		12,28
ActiveHybrid 7L		115/13		14,28
Alpina B7 LWB		115/14		14
Alpina B7 LWB xDrive		115/14		14
Alpina B7 SWB		106/14		14
Alpina B7 SWB xDrive		106/14		14
M3 Convertible	84/9			8
M3 Coupe	88/11			8
M6 Convertible	88/12			9
X3 xDrive28i				22
X3 xDrive35i				22
X5 xDrive35d				22,26
X5 xDrive35i				22
X5 xDrive50i				22
X5 xDriveM				22
X6 xDrive35i				22
X6 xDrive50i				22
X6 xDriveM				22
Z4 sDrive28i				5
Z4 sDrive35i				5
Z4 sDrive35is				5
BUGATTI				
Veyron				5
BUICK				
Enclave AWD				23
Enclave FWD				20
LaCrosse		100/16		12,31
LaCrosse AWD		100/16		12,31
LaCrosse eAssist		100/16		12,28
Regal		98/13		12,31

Interior Volume (cu.ft.)

Passenger / Cargo

2dr 4dr Hatch Pg

Regal eAssist		98/13		12,28
Verano		91/14		9,31
BYD				
e6				20,27
CADILLAC				
CTS		99/15		12
CTS AWD		97/14		12
CTS Wagon		97/28		16
CTS Wagon AWD		97/29		16
Escalade 2WD				20,34
Escalade AWD				23,34
Escalade ESV 2WD				20,34
Escalade ESV AWD				23,34
Escalade Ext AWD				23,34
Escalade Hybrid 2WD				20,29
Escalade Hybrid 4WD				23,29
SRX 2WD				20,34
SRX AWD				23,34
CHEVROLET				
Avalanche 1500 2WD				20,34
Avalanche 1500 4WD				23,35
Camaro	93/11			9
Captiva AWD				23
Captiva FWD				20
Colorado 2WD				17
Colorado 4WD				17
Colorado Cab Chassis inc 2WD				17
Colorado Cab Chassis inc 4WD				17
Colorado Crew Cab 2WD				17
Colorado Crew Cab 4WD				17
Corvette				5
Cruze		94/16		12
Cruze Eco		94/16		12
Equinox AWD				23,35
Equinox FWD				20,34
Express 1500 2WD Cargo				4,19,33
Express 1500 2WD Conversion Cargo				19,33
Express 1500 2WD Passenger				4,19,33
Express 1500 AWD Cargo				19,33
Express 1500 AWD Conversion Cargo				19,33
Express 1500 AWD Passenger				4,19,33
Express 2500 2WD Cargo MDPV				19,33
Express 2500 2WD Conversion Cargo				19,33
Express 2500 2WD Passenger MDPV				19,33
Express 3500 2WD Cargo MDPV				19,33
Express 3500 2WD Passenger MDPV				19,33
Impala		105/19		14,32
Malibu		95/16		12,32
Silverado 15 Hybrid 2WD				4,17,28
Silverado 15 Hybrid 4WD				4,18,29
Silverado C15 2WD				17,32
Silverado C15 XFE 2WD				18,32
Silverado K15 4WD				18,32
Sonic		91/14		9

Interior Volume (cu.ft.)

Passenger / Cargo

	2dr	4dr	Hatch	Pg
Sonic 5		91/19		12
Suburban 1500 2WD				20,34
Suburban 1500 4WD				23,35
Suburban 2500 2WD				20
Suburban 2500 4WD				23
Tahoe 1500 2WD				20,34
Tahoe 1500 4WD				23,35
Tahoe Hybrid 2WD				20,29
Tahoe Hybrid 4WD				23,29
Traverse AWD				23
Traverse FWD				20
Volt			90/18	9,30

CHRYSLER

200		100/14		12,32
200 Convertible	88/13			10,31
300		106/16		14,32
300 AWD		106/16		14,32
300 SRT8		106/16		14
Town and Country				20,34

CODA AUTOMOTIVE

CODA		72/14		8,27
------	--	-------	--	------

DODGE

Avenger		100/13		12,32
Caliber			96/16	16
Challenger	94/16			13
Challenger SRT8	94/16			13
Charger		105/16		15,32
Charger AWD		105/16		15,32
Charger SRT8		105/16		15
Durango 2WD				21,34
Durango 4WD				23,35
Grand Caravan				20,34
Journey AWD				23
Journey FWD				21,34
Ram 1500 Pickup 2WD				18,32
Ram 1500 Pickup 4WD				18,32

FERRARI

458 Italia Coupe				5
458 Italia Spider				5
California				5
FF			90/22	13

FIAT

500			76/7	6
500 Abarth			76/7	6
500 Cabrio			76/7	6

FIKER

Karma		89/7		8,30
-------	--	------	--	------

FORD

E150 Van FFV				19,33
E150 Wagon FFV				4,19,33
E250 Van FFV				19,33
E350 Van				19
E350 Van FFV				19,33
E350 Wagon				19
E350 Wagon FFV				19,33
Edge AWD				23
Edge FWD				21
Escape AWD				23
Escape AWD FFV				23,35
Escape FWD				21
Escape FWD FFV				21,34
Escape Hybrid AWD				23,29
Escape Hybrid FWD				4,21,29
Expedition 2WD FFV				21,34

Interior Volume (cu.ft.)

Passenger / Cargo

	2dr	4dr	Hatch	Pg
Expedition 4WD FFV				23,35
Explorer AWD				23
Explorer FWD				21
F150 Pickup 2WD				18
F150 Pickup 2WD FFV				18,32
F150 Pickup 4WD				18
F150 Pickup 4WD FFV				18,33
F150 Raptor Pickup 4WD				18
Fiesta FWD		85/12	85/15	4,8
Fiesta SFE FWD		85/12	85/15	4,8
Flex AWD				23
Flex FWD				21
Focus BEV FWD		90/13	90/23	4,10,27
Focus FWD		90/13	90/23	10
Focus FWD FFV		90/13	90/23	10,31
Focus SFE FWD		90/13	90/23	10
Focus SFE FWD FFV		90/13	90/23	10,31
Fusion AWD		100/16		13
Fusion AWD FFV		101/16		13,32
Fusion FWD		100/16		13
Fusion FWD FFV		101/16		13,32
Fusion Hybrid FWD		101/16		13,28
Fusion S FWD		100/16		13
Mustang	83/13			8
Mustang Convertible	81/9			8
Taurus AWD		102/20		15
Taurus FWD		102/20		15
Transit Connect Van				20
Transit Connect Wagon FWD				4,20

GMC

Acadia AWD				23
Acadia FWD				21
Canyon 2WD				17
Canyon 4WD				17
Canyon Cab Chassis Inc 2WD				17
Canyon Cab Chassis Inc 4WD				17
Canyon Crew Cab 2WD				17
Canyon Crew Cab 4WD				17
Savana 1500 AWD (cargo)				19,33
Savana 1500 AWD Conversion (cargo)				19,33
Savana 1500 2WD (cargo)				4,19,33
Savana 1500 2WD (Passenger)				4,19,34
Savana 1500 2WD Conversion (cargo)				19,33
Savana 1500 AWD (Passenger)				4,19,34
Savana 2500 2WD (cargo) MDPV				19,33
Savana 2500 2WD (Passenger) MDPV				19,34
Savana 2500 2WD Conversion (cargo)				19,33
Savana 3500 2WD (cargo) MDPV				19,33
Savana 3500 2WD (Passenger) MDPV				20,34
Sierra 15 Hybrid 2WD				4,18,28
Sierra 15 Hybrid 4WD				4,18,29
Sierra C15 2WD				18,32
Sierra C15 XFE 2WD				18,32
Sierra K15 4WD				18,33
Sierra K15 AWD				18,33

Interior Volume (cu.ft.)

Passenger / Cargo

	2dr	4dr	Hatch	Pg
Terrain AWD				23,35
Terrain FWD				21,34
Yukon 1500 2WD				21,34
Yukon 1500 4WD				23,35
Yukon 1500 Hybrid 2WD				21,29
Yukon 1500 Hybrid 4WD				23,29
Yukon Denali 1500 AWD				23,35
Yukon Denali 1500 Hybrid 4WD				23,29
Yukon XL 1500 2WD				21,34
Yukon XL 1500 4WD				23,35
Yukon XL 1500 AWD				23,35
Yukon XL 2500 2WD				21
Yukon XL 2500 4WD				23

HONDA

Accord		106/15		15
Accord Coupe	92/12			10
Civic	83/12	95/12		10
Civic HF		95/12		10
Civic Hybrid		95/11		10,28
Civic Natural Gas		95/6		10,26
CR-V 2WD				21
CR-V 4WD				23
CR-Z				4,5,28
Crosstour 2WD				21
Crosstour 4WD				23
Fit			91/21	16
Insight		85/16		10,28
Odyssey				20
Pilot 2WD				21
Pilot 4WD				23
Ridgeline Truck 4WD				18

HUNDAI

Accent		90/14	90/21	10
Azera		106/16		15
Elantra		96/15		13
Elantra Touring		101/28		16
Equus		111/17		15
Genesis		109/16		15
Genesis Coupe	89/10			8
Genesis R-Spec		109/16		15
Santa Fe 2WD				21
Santa Fe 4WD				23
Sonata		104/16		4,15
Sonata Hybrid		104/11		13,28
Tucson 2WD				21
Tucson 4WD				23
Veloster		90/16		10
Veracruz 2WD				21
Veracruz 4WD				23

INFINITI

EX35		92/19		16
EX35 AWD		92/19		16
FX35 AWD				24
FX35 RWD				21
FX50 AWD				24
G25		99/14		13
G25x		99/14		13
G37		99/14		13
G37 Convertible	78/10			8
G37 Coupe	85/7			8
G37x		99/14		13

Interior Volume (cu.ft.)
Passenger / Cargo

	2dr	4dr	Hatch	Pg
G37x Coupe	85/7			8
M35h		104/11		13,28
M37		104/15		13
M37x		104/15		13
M56		104/15		13
M56x		104/15		13
QX56 2WD				21
QX56 4WD				24

JAGUAR

XF		95/18		13
XJ		102/18		15
XJ LWB		109/18		15
XK	74/10			6
XK Convertible	74/10			6

JEEP

Compass 2WD				21
Compass 4WD				24
Grand Cherokee 2WD				21,34
Grand Cherokee 4WD				24,35
Grand Cherokee SRT8 4WD				24
Liberty 2WD				21
Liberty 4WD				24
Patriot 2WD				21
Patriot 4WD				24
Wrangler 4WD				24
Wrangler Unlimited 4WD				24

KIA

Forte		97/15	97/20	13
Forte Eco		97/15		13
Forte Koup	90/12			10
Optima		102/15		13
Optima Hybrid		102/10		13,28
Rio			90/15	10
Rondo			108/32	17
Sedona				20
Sorento 2WD				21
Sorento 4WD				24
Soul		102/24		16
Soul Eco		102/24		16
Sportage 2WD				21
Sportage 4WD				24

LAMBORGHINI

Aventador Coupe				5
Gallardo Coupe				5
Gallardo Spyder				5

LAND ROVER

LR2				24
LR4				24
Range Rover				24
Range Rover Evoque				24
Range Rover Sport				24

LEXUS

CT 200h			86/14	10,28
ES 350		95/15		13
GX 460				24
HS 250h		90/12		10,28
IS 250 AWD		88/11		8
IS 250/IS 250C	77/11	88/11		8
IS 350 AWD		88/11		8
IS 350/IS 350C	77/11	88/11		8
IS F		88/11		8
LFA				5
LS 460		103/14		13

Interior Volume (cu.ft.)
Passenger / Cargo

	2dr	4dr	Hatch	Pg
LS 460 AWD		103/14		13
LS 460 L		102/14		13
LS 460 L AWD		102/14		13
LS 600h L		102/10		13,28
RX 350				21
RX 350 AWD				24
RX 450h				21,29
RX 450h AWD				24,29

LINCOLN

MKS AWD		105/18		15
MKS FWD		105/18		15
MKT AWD				24
MKT FWD				22
MKX AWD				24
MKX FWD				22
MKZ AWD		99/16		13
MKZ FWD		99/16		13
MKZ Hybrid FWD		99/11		13,28
Navigator 2WD FFV				22,34
Navigator 4WD FFV				24,35

LOTUS

Evora	48/2	48/2		6
-------	------	------	--	---

MASERATI

GranTurismo	86/6			8
GranTurismo Convertible	85/5			8
Quattroporte		121/8		15

MAYBACH

57		112/15		15
57 S		112/15		15
62		114/15		15
62 S		114/15		15
Landaulet		114/15		15

MAZDA

2			87/13	10
3		94/12	95/17	10
3 DI 4-Door		94/12		10
3 DI 5-Door			95/17	13
5				4,20
6		102/17		13
CX-7 2WD				22
CX-7 4WD				24
CX-9 2WD				22
CX-9 4WD				24
MX-5				5
Speed 3			95/17	13

MCLAREN AUTOMOTIVE

MP4-12C Coupe				6
---------------	--	--	--	---

MERCEDES-BENZ

C250		88/12		10
C250 Coupe	81/12			8
C300 4matic		88/12		10,31
C350		88/12		10,31
C350 4matic Coupe	81/12			8
C350 Coupe	81/12			8
C63 AMG		88/12		10
C63 AMG Black Series Coupe		81/12		8
C63 AMG Coupe		81/12		8
CL550 4matic		91/14		10
CL600		91/14		10
CL63 AMG		91/14		10
CL65 AMG		91/14		10
CLS550		92/11		10
CLS550 4matic		92/11		10

Interior Volume (cu.ft.)
Passenger / Cargo

	2dr	4dr	Hatch	Pg
CLS63 AMG		92/11		10
E350		98/13		13
E350 4matic		98/13		13
E350 4matic (wagon)		100/36		17
E350 4matic Coupe	81/11			8,31
E350 Bluetec		97/14		13,26
E350 Convertible	80/6			8,31
E350 Coupe	81/11			8,31
E400 Hybrid				28
E550 4matic		98/13		14
E550 Convertible	80/6			8
E550 Coupe	81/11			9
E63 AMG		98/13		14
E63 AMG (wagon)		100/36		17
F-Cell				36
G550				24
GL350 Bluetec 4matic				24,26
GL450 4matic				24
GL550 4matic				24
GLK350				22
GLK350 4matic				24
ML350 4matic				24,35
ML350 Bluetec 4matic				24,26
ML550 4matic				24
ML63 AMG				24
R350 4matic				24
R350 Bluetec 4matic				24,26
S350 Bluetec 4matic		109/16		15,26
S400 Hybrid		109/16		15,28
S550		109/16		15
S550 4matic		109/16		15
S600		109/16		15
S63 AMG		109/16		15
S65 AMG		109/16		15
SL550				6
SL63 AMG				6
SLK250				6
SLK350				6
SLK55 AMG				6
SLS AMG				6
SLS AMG Roadster				6

MINI

Cooper	76/6			6
Cooper Clubman			80/17	9
Cooper Convertible	74/6			6
Cooper Countryman			87/16	10
Cooper Coupe				6
Cooper Roadster				6
Cooper S	76/6			6
Cooper S Clubman			80/17	9
Cooper S Convertible	74/6			7
Cooper S Countryman		87/16		10
Cooper S Countryman All4		87/16		10
Cooper S Coupe				6
Cooper S Roadster				6
John Cooper Works	76/6			7
John Cooper Works Clubman			80/17	9
John Cooper Works Convertible	74/6			7
John Cooper Works Coupe				6
John Cooper Works Roadster				6

MITSUBISHI

Eclipse		82/16		9
---------	--	-------	--	---

Interior Volume (cu.ft.)

Passenger / Cargo

	2dr	4dr	Hatch	Pg
Eclipse Spyder	76/5			7
Galant		101/13		14
i-MiEV			85/13	4,9,27
Lancer		93/12		11
Lancer AWD		93/12		11
Lancer Evolution		93/7		11
Lancer Sportback			95/14	16
Outlander 2WD				22
Outlander 4WD				24
Outlander Sport 2WD				22
Outlander Sport 4WD				24

NISSAN

370Z	52/7			6
370Z Roadster	52/4			6
Altima		101/15		14
Altima Coupe	89/8			9
Armada 2WD				22,34
Armada 4WD				24,35
Cube		98/11		16
Frontier 2WD				17
Frontier 4WD				17
GT-R	79/9			9
Juke		86/10		16
Juke AWD		86/10		16
Leaf			90/23	4,14,27
Maxima		96/14		14
Murano AWD				24
Murano CrossCabriolet				24
Murano FWD				22
Pathfinder 2WD				22
Pathfinder 4WD				24
Quest				20
Rogue AWD				25
Rogue FWD				22
Sentra		97/13		14
Titan 2WD				18,32
Titan 4WD				18,33
Versa		90/15	95/18	11
Xterra 2WD				22
Xterra 4WD				25

PORSCHE

911 C4 GTS	70/5			7
911 C4 GTS Cabriolet	68/5			7
911 Carrera	70/5			7
911 Carrera 4	70/5			7
911 Carrera 4 Cabriolet	68/5			7
911 Carrera 4 Targa	70/5			7
911 Carrera 4S	70/5			7
911 Carrera 4S Cabriolet	68/5			7
911 Carrera 4S Targa	70/5			7
911 Carrera Cabriolet	68/5			7
911 Carrera S	70/5			7
911 Carrera S Cabriolet	68/5			7
911 GTS	70/5			7
911 GTS Cabriolet	68/5			7
911 Speedster				6
911 Turbo Cabriolet	70/5			7
911 Turbo Coupe	70/5			7
911 Turbo S Cabriolet	70/5			7
911 Turbo S Coupe	70/5			7
Boxster				6
Boxster S				6
Boxster Spyder				6

Interior Volume (cu.ft.)

Passenger / Cargo

	2dr	4dr	Hatch	Pg
Cayenne				25
Cayenne S				25
Cayenne S Hybrid				25,29
Cayenne Turbo				25
Cayman				6
Cayman R				6
Cayman S				6
New 911 Carrera	70/5			7
New 911 Carrera Cabriolet	68/5			7
New 911 Carrera S	70/5			7
New 911 Carrera S Cabriolet	68/5			7
Panamera		98/25		15
Panamera 4		98/25		15
Panamera 4S		98/25		15
Panamera S		98/25		15
Panamera S Hybrid		98/25		15,28
Panamera Turbo		98/25		15
Panamera Turbo S		98/25		15

RAM

C/V Cargo Van				20,34
---------------	--	--	--	-------

ROLLS-ROYCE

Ghost		111/14		15
Ghost EWB		118/14		15
Phantom		113/14		15
Phantom Coupe	96/13			11
Phantom Drophead Coupe	97/11			11
Phantom EWB		125/14		15

ROUSH PERFORMANCE

Stage 3 Mustang	83/13			9
-----------------	-------	--	--	---

SAAB

9-3 Convertible	90/15			11,31
9-3 Sedan AWD		90/15		11
9-3 Sport Sedan		90/15		11,31
9-3 SportCombi		96/30		16,32
9-3X SportCombi AWD		96/30		16
9-4X AWD				25
9-4X FWD				22
9-5 Sedan		99/18		14,32
9-5 Sedan AWD		99/18		14

SCION

iQ			74/4	4,7
tC			90/15	11
xB		101/22		16
xD			84/11	9

SMART

fortwo cabriolet				6
fortwo coupe				6

SUBARU

Forester AWD		108/34		25
Impreza AWD		96/12		11
Impreza Wagon/Outback Sport AWD		97/22		16
Legacy AWD		103/15		14
Outback Wagon AWD		105/35		25
Tribeca AWD		99/43		25

SUZUKI

Equator 2WD				17
Equator 4WD				17
Grand Vitara				22
Grand Vitara 4WD				25
Kizashi		92/13		11

Interior Volume (cu.ft.)

Passenger / Cargo

	2dr	4dr	Hatch	Pg
Kizashi AWD		92/13		11
Kizashi S		92/13		11
Kizashi S AWD		92/13		11
SX4		90/8		16
SX4 AWD		90/8		16
SX4 Sedan		88/16		11
SX4 Sport		88/16		11

TESLA

Model S			94/26	4,15,27
---------	--	--	-------	---------

TOYOTA

4Runner 2WD				22
4Runner 4WD				25
Avalon		107/14		15
Avalon Hybrid		104/14		28
Camry		103/15		14
Camry Hybrid LE		103/13		14,28
Camry Hybrid XLE		103/13		14,28
Corolla		92/12		11
FJ Cruiser 2WD				22
FJ Cruiser 4WD				25
Highlander 2WD				22
Highlander 4WD				25
Highlander Hybrid 4WD				25,29
Matrix		94/20		16
Prius			94/22	4,14,28
Prius c			87/17	4,11,28
Prius Plug-in Hybrid			94/22	14,30
Prius v			97/34	4,17,28
RAV4 2WD				22
RAV4 4WD				25
RAV4 EV				4,22,27
Sequoia 2WD				22
Sequoia 4WD				25
Sequoia 4WD FFV				25,35
Sienna 2WD				20
Sienna AWD				20
Tacoma 2WD				4,17
Tacoma 4WD				17
Tundra 2WD				18
Tundra 4WD				19
Tundra 4WD FFV				19,33
Venza				22
Venza AWD				25
Yaris		87/13	85/15	11

VOLKSWAGEN

Beetle			85/12	9
CC		94/13		11
CC 4motion		94/13		11
Eos	77/11			9
Golf			94/15	11,26
Golf R			93/15	11
GTI			94/15	11
Jetta		94/16		11,26
Jetta SportWagen		92/33		4,16,26
Passat		102/16		14,26
Routan				20,34
Tiguan				22
Tiguan 4motion				25
Touareg				25,26
Touareg Hybrid				25,29

VOLVO

C30 FWD			89/15	11
C70 FWD	84/13			9
S60 AWD		92/14		11

Interior Volume (cu.ft.)

Passenger / Cargo

	2dr	4dr	Hatch	Pg
S60 FWD		92/14		11
S80 AWD		98/15		14
S80 FWD		98/15		14
XC60 AWD		99/34		25
XC60 FWD		99/34		22
XC70 AWD		98/37		25
XC70 FWD		98/37		22
XC90 AWD				25
XC90 FWD				22
VPG				
MV-1				20
MV-1 CNG				20,26

NEW FUEL ECONOMY LABELS FOR 2013 MODEL YEAR

EPA recently redesigned the Fuel Economy and Environment Labels that must be affixed to new vehicles starting with the 2013 model year. Manufacturers are allowed to start using the new labels on 2012 model year vehicles. So, you may want to familiarize yourself with the new label format. The example below shows a sample label for a gasoline vehicle. Slightly different designs will be used for flexible-fuel vehicles, electric vehicles and plug-in hybrids.

Fuel economy for city, highway, and combined city/highway driving (55% city and 45% highway) in miles per gallon.

Combined city/highway fuel economy range for vehicles in same EPA vehicle class and fuel economy for most efficient vehicle overall for model year.

Technology and fuel type, such as gasoline, diesel, flexible fuel (gasoline-ethanol [E85]), plug-in hybrid (electricity-gasoline), and electric vehicle.

Fuel consumption in gallons per 100 miles in combined city/highway driving.

Annual fuel cost based on 15,000 miles per year at \$3.70 per gallon for regular unleaded and \$3.95 for premium.

Annual mileage, fuel cost, and other assumptions used to calculate estimates on the sticker.

Fuel cost savings or extra expenditure compared to an "average" new vehicle of the same model year.

Compares tailpipe emissions of smog-producing pollutants to those of other vehicles of the same model year.

Compares fuel economy and tailpipe greenhouse gas emissions to those of other vehicles of the same model year.

QR Code. Scan the code with your smart phone to link to official information on fueleconomy.gov.

EPA DOT Fuel Economy and Environment Gasoline Vehicle

Fuel Economy
26 MPG
combined city/hwy city highway
 22 32
3.8 gallons per 100 miles
Small SUVs range from 16 to 32 MPG. The best vehicle rates 99 MPGe.

You save \$1,850 in fuel costs over 5 years compared to the average new vehicle.

Annual fuel COST \$2,150

Fuel Economy & Greenhouse Gas Rating (tailpipe only)
 1 7 10 Best
This vehicle emits 347 grams CO₂ per mile. The best emits 0 grams per mile (tailpipe only). Producing and distributing fuel also create emissions. Learn more at fueleconomy.gov.

Smog Rating (tailpipe only)
 1 6 10 Best

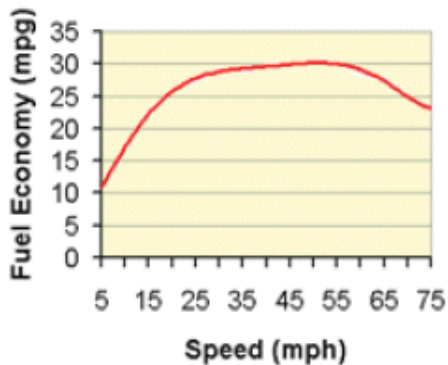
Actual results will vary for many reasons, including driving conditions and how you drive and maintain your vehicle. The average new vehicle gets 22 MPG and costs \$12,600 to fuel over 5 years. Cost estimates are based on 15,000 miles per year at \$3.70 per gallon. MPGe is miles per gasoline gallon equivalent. Vehicle emissions are a significant cause of climate change and smog.

fueleconomy.gov
 Calculate personalized estimates and compare vehicles

Smartphone QR Code - SAMPLE

Drive More Efficiently

- Aggressive driving (speeding and rapid acceleration and braking) can lower your gas mileage by as much as 33% at highway speeds and 5% around town.
- Observe the speed limit. Each 5 MPH you drive over 60 MPH can reduce your fuel economy by 7-8%.



- Avoid idling. Idling gets 0 miles per gallon and costs you as much as \$0.04 per minute.

- Using cruise control on the highway helps you maintain a constant speed and, in most cases, will save gas.

Keep Your Car in Shape

- Fixing a car that is noticeably out of tune can improve gas mileage by about 4%.
- Keeping tires inflated to the recommended pressure and using the recommended grade of motor oil can improve fuel economy by up to 5%.

The manufacturer's recommended tire pressure can be found on the tire information placard and/or vehicle certification label located on the vehicle door edge, doorpost, glove-box door, or inside the trunk lid.

- Keep your tires aligned and balanced.
- Replacing a clogged air filter can improve gas mileage on older cars with carbureted engines.

Plan and Combine Trips

- A warmed-up engine is more fuel-efficient

than a cold one. Many short trips taken from a cold start can use twice as much fuel as one multipurpose trip covering the same distance.

Note: Letting your car idle to warm up doesn't help your fuel economy; it actually uses more fuel and creates more pollution.

Other Solutions

- Avoid carrying unneeded items. An extra 100 lbs. can decrease fuel economy by 1-2%.
- A roof rack or carrier provides additional cargo space and may allow you to meet your needs with a smaller car. However, a loaded roof rack can decrease your fuel economy by 5%.

Reduce aerodynamic drag and improve your fuel economy by placing items inside the trunk whenever possible.

For more mileage tips and information about gasoline pricing, visit www.fueleconomy.gov.