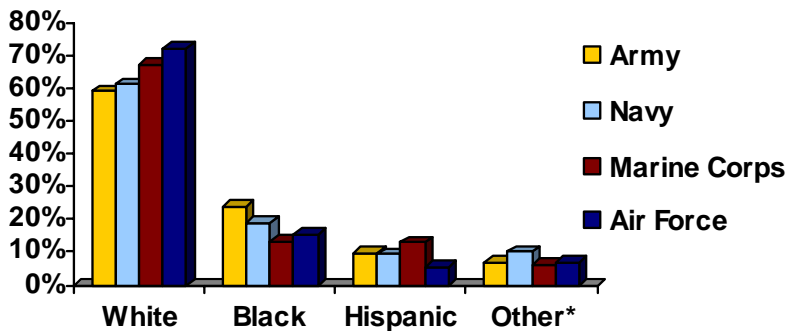


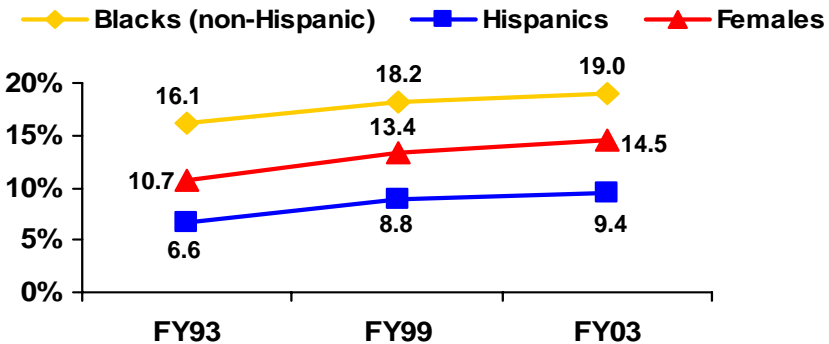
Comparison to other Active-Duty Services



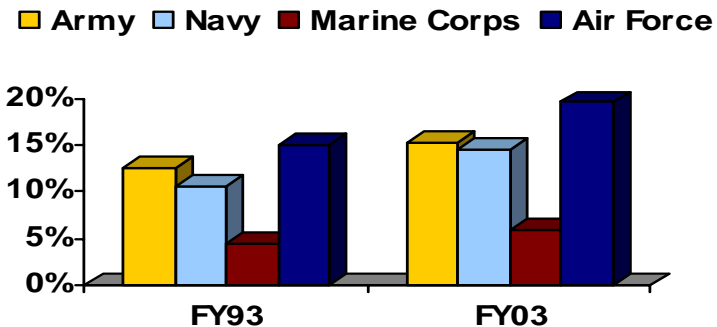
* Includes AI/AN, AA/PI, and other, unknown

Then and Now in the Navy

Racial/Ethnic Composition of Navy, FY93 – FY03



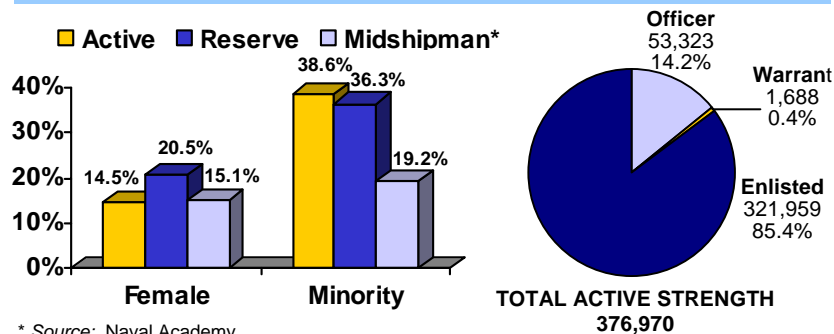
Women in the Uniformed Services, FY93 & FY03



FY03 Profile of Navy



TOTAL STRENGTH of the NAVY



* Source: Naval Academy

NAVY RESERVE – Race/Ethnicity and Grade

	Officer	Warrant	Enlisted	Total
White	76.0%	62.6%	60.4%	63.7%
Black	4.5%	6.3%	17.6%	14.8%
Hispanic	2.7%	2.6%	9.5%	8.0%
Other	16.8%	28.5%	12.5%	13.5%
TOTAL	18,596	190	69,370	88,156

Active-Duty Navy

TOTAL ACTIVE - Race/Ethnicity and Gender

	Male	Female	Total
White	63.0%	51.9%	61.4%
Black	17.5%	27.9%	19.0%
Hispanic	9.3%	10.4%	9.4%
Other	10.2%	9.8%	10.2%
TOTAL	322,191	54,779	376,970

Commissioned Officer - Race/Ethnicity and Gender

	Male	Female	Total
White	82.0%	74.1%	80.8%
Black	6.4%	11.5%	7.2%
Hispanic	5.1%	5.6%	5.2%
Other	6.5%	8.8%	6.8%
TOTAL	45,164	8,159	53,323

Warrant Officer - Race/Ethnicity and Gender

	Male	Female	Total
White	71.9%	67.1%	71.6%
Black	19.2%	25.9%	19.5%
Hispanic	1.8%	1.2%	1.8%
Other	7.1%	5.8%	7.1%
TOTAL	1,603	85	1,688

Enlisted - Race/Ethnicity and Gender

	Male	Female	Total
White	59.8%	48.0%	58.1%
Black	19.3%	30.7%	20.9%
Hispanic	10.0%	11.3%	10.2%
Other	10.9%	10.0%	10.8%
TOTAL	275,424	46,535	321,959

Education

	GED/HSDG	Coll./AA	BA/BS	MA/PhD	Other/Unk.
Officer	0.4%	9.3%	56.9%	16.7%	16.7%
Warrant	0%	66.9%	8.2%	12.8%	12.1%
Enlisted	91.0%	3.7%	2.4%	0.2%	2.7%

Married by Gender

	Male	Female	Total
Officer	67.8%	45.7%	64.4%
Warrant	65.0%	40.0%	63.7%
Enlisted	50.0%	35.7%	48.0%
TOTAL	52.6%	37.2%	50.4%
TOTAL MARRIED	169,500	20,395	189,895

Dual Military Marriages (pct of all marriages)

	Male	Female	Total
Officer	3.1%	30.3%	6.1%
Warrant	2.4%	29.4%	3.3%
Enlisted	5.4%	47.7%	9.9%
TOTAL	4.9%	44.5%	9.2%

Age Groups

	Officer	Warrant	Enlisted
17-20	0%	0%	16.6%
21-24	9.5%	0%	30.0%
25-29	21.7%	0%	19.9%
30-39	40.5%	32.5%	25.8%
40 & Over	28.4%	67.5%	7.7%

Family Members

Spouses	183,343
Children	316,194
Other Dependents	2,692
TOTAL	502,229

Sole Parents (Single with Children)

Commissioned/ Warrant	6.1%
Enlisted	6.8%
TOTAL	6.7%

Sailors with Children

Officer	51.4%
Warrant	81.0%
Enlisted	40.8%
TOTAL	42.5%

Average number of children (for Sailors with children): 2