

ANNUAL STATISTICS  
OF THE  
UNITED STATES  
JUDICIAL PANEL ON  
MULTIDISTRICT LITIGATION



*January through December*  
*2011*



# TABLE OF CONTENTS



Statistical Year Summary of Transfer of Cases  
Under 28 U.S.C. §1407  
(October 1, 2010 – September 30, 2011)

Calendar Year Summary of JPML Activity (1973 – 2011)

Number of New Dockets Opened (2000 – 2011)

Number of New Dockets Denied by Category (1973 – 2011)

Hearing Matters Set and Considered for CY 2011

Hearing Matters Set and Considered By Hearing Date (2000 – 2011)

Hearing Matters Yearly Totals (2000 – 2011)

# STATISTICAL YEAR SUMMARY OF TRANSFER OF CASES UNDER 28 U.S.C. § 1407

BBBBBBBBBBBB

The United States Judicial Panel on Multidistrict Litigation acted upon 43,769 civil actions pursuant to 28 U.S.C. § 1407 during the twelve-month period ending September 30, 2011. The Panel transferred 5,593 cases originally filed in 91 district courts to 49 transferee districts for inclusion in coordinated or consolidated pretrial proceedings with 38,176 actions initiated in the transferee districts. In addition, the Panel did not order transfer in 42 newly docketed litigations involving 202 actions.

The Darvocet/Darvon pain management drug and the DePuy Orthopaedics ASR hip implant products liability litigations were among the more significant of the Panel's transfer determinations. Litigations involving sales practices and/or products liability litigations were again the most prevalent litigation type transferred during the fiscal year, comprising nearly half of the 47 transferred litigations.

Since the creation of the Panel in 1968, there have been 393,682 civil actions centralized for pretrial proceedings. As of September 30, 2011, a total of 12,419 actions had been remanded for trial, 398 actions had been reassigned within the transferee district, and 315,148 actions had been terminated in the transferee court. At the end of this statistical year, there were 65,717 actions pending throughout 57 transferee district courts.

## *Calendar Year Summary of JPML Activity*

<b>DATE</b>	<b>HEARINGS</b>	<b>MAIN ORDERS</b>	<b>NEW DOCKETS OPENED</b>	<b>DOCKETS TRANSFERRED</b>	<b>ACTIONS IN DOCKETS TRANSFERRED</b>	<b>DOCKETS DENIED</b>	<b>ACTIONS IN DOCKETS DENIED</b>	<b>TRANSFERRED AS TAG-ALONGS</b>	<b>REMANDS</b>
<b>Jan-Dec 2011</b>	6	228	109	55	439	53	494	5,224	520
<b>Jan-Dec 2010</b>	6	201	85	35	429	43	268	6,077	287
<b>Jan-Dec 2009</b>	6	279	121	83	748	37	203	5,275	82
<b>Jan-Dec 2008</b>	6	254	96	85	3,182	23	158	8,210	51
<b>Jan-Dec 2007</b>	6	258	98	58	619	30	137	6,147	77
<b>Jan-Dec 2006</b>	6	296	74	54	561	23	90	9,550	165
<b>Jan-Dec 2005</b>	6	287	80	47	576	31	340	7,907	338
<b>Jan-Dec 2004</b>	6	302	76	43	384	33	296	11,620	354
<b>Jan-Dec 2003</b>	6	356	81	55	797	22	115	7,720	455
<b>Jan-Dec 2002</b>	6	294	68	31	430	33	241	6,428	418
<b>Jan-Dec 2001</b>	6	199	50	39	1,448	13	48	7,375	103
<b>Jan-Dec 2000</b>	7	239	62	51	545	15	88	9,056	289
<b>Jan-Dec 1999</b>	6	211	61	44	379	17	46	10,506	4,417
<b>Jan-Dec 1998</b>	6	201	54	35	287	15	203	16,658	1,379
<b>Jan-Dec 1997</b>	6	228	54	39	320	19	112	10,592	432
<b>Jan-Dec 1996</b>	6	194	67	40	500	17	178	13,313	64
<b>Jan-Dec 1995</b>	6	135	46	30	753	16	71	17,216	377
<b>Jan-Dec 1994</b>	6	169	42	33	699	18	74	10,766	268

## *Calendar Year Summary of JPML Activity*

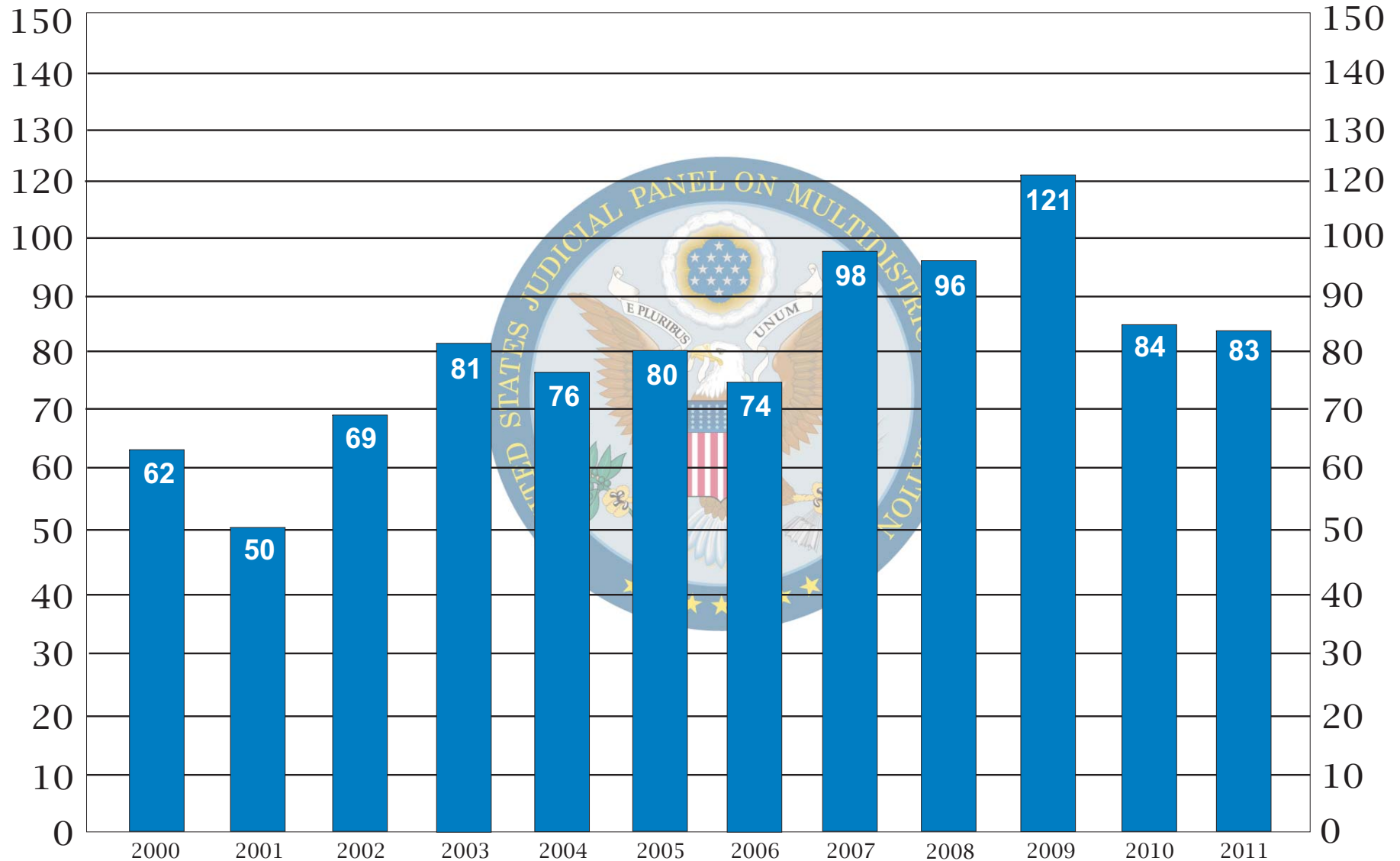
<b>DATE</b>	<b>HEARINGS</b>	<b>MAIN ORDERS</b>	<b>NEW DOCKETS OPENED</b>	<b>DOCKETS TRANSFERRED</b>	<b>ACTIONS IN DOCKETS TRANSFERRED</b>	<b>DOCKETS DENIED</b>	<b>ACTIONS IN DOCKETS DENIED</b>	<b>TRANSFERRED AS TAG-ALONGS</b>	<b>REMANDS</b>
<b>Jan-Dec 1993</b>	6	160	40	25	227	11	66	10,455	192
<b>Jan-Dec 1992</b>	6	81	51	30	2,149	20	285	7,319	154
<b>Jan-Dec 1991</b>	6	70	41	26	31,215	15	97	574	30
<b>Jan-Dec 1990</b>	6	86	46	28	455	16	115	149	70
<b>Jan-Dec 1989</b>	6	71	29	16	105	13	56	208	44
<b>Jan-Dec 1988</b>	6	63	47	32	282	17	29	231	34
<b>Jan-Dec 1987</b>	6	60	31	23	648	11	25	186	17
<b>Jan-Dec 1986</b>	6	60	41	26	322	17	61	225	1,217
<b>Jan-Dec 1985</b>	6	74	44	27	333	21	1,813	152	354
<b>Jan-Dec 1984</b>	6	76	46	30	295	22	74	502	149
<b>Jan-Dec 1983</b>	4	59	46	19	295	18	99	308	189
<b>Jan-Dec 1982</b>	4	61	40	21	474	26	195	277	1,224
<b>Jan-Dec 1981</b>	5	87	21	21	450	18	118	458	413
<b>Jan-Dec 1980</b>	7	68	15	15	191	28	518	1,137	643
<b>Jan-Dec 1979</b>	7	58	40	27	466	17	114	914	590
<b>Jan-Dec 1978</b>	8	72	38	22	173	18	65	807	219
<b>Jan-Dec 1977</b>	7	76	43	29	294	20	163	323	42

## *Calendar Year Summary of JPML Activity*

DATE	HEARINGS	MAIN ORDERS	NEW DOCKETS OPENED	DOCKETS TRANSFERRED	ACTIONS IN DOCKETS TRANSFERRED	DOCKETS DENIED	ACTIONS IN DOCKETS DENIED	TRANSFERRED AS TAG-ALONGS	REMANDS
<b>Jan-Dec 1976</b>	9	46	45	29	219	18	75	174	38
<b>Jan-Dec 1975</b>	8	56	39	31	176	11	26	119	23
<b>Jan-Dec 1974</b>	7	51	33	24	105	13	112	136	8
<b>Jan-Dec 1973</b>	8	40	30	25	225	5	16	115	20

# United States Judicial Panel on Multidistrict Litigation

## Number of New Dockets Opened



■ Number of New Dockets Opened

**Number of New Dockets Denied (1973-2011)  
(By Category)**

<b>Year</b>	<b>Denied</b>	<b>Moot</b>	<b>Motion Withdrawn</b>	<b>Admin. Closed</b>	<b>Stricken</b>	<b>Totals</b>
1973	5	-	-	-	-	5
1974	7	4	2	-	-	13
1975	7	4	-	-	-	11
1976	13	3	2	-	-	18
1977	14	1	5	-	-	20
1978	14	3	1	-	-	18
1979	13	3	1	-	-	17
1980	26	1	1	-	-	28
1981	13	1	3	1	-	18
1982	16	7	3	-	-	26
1983	16	2	-	-	-	18
1984	16	2	4	-	-	22
1985	16	4	1	-	-	21
1986	15	1	1	-	-	17
1987	8	1	2	-	-	11
1988	7	1	9	-	-	17
1989	7	3	3	-	-	13
1990	9	2	5	-	-	16
1991	6	4	5	-	-	15
1992	8	3	9	-	-	20
1993	4	4	3	-	-	11
1994	10	5	3	-	-	18
1995	7	5	4	-	-	16
1996	2	9	6	-	-	17
1997	12	3	3	1	-	19
1998	9	2	4	-	-	15
1999	3	11	3	-	-	17
2000	9	5	1	-	-	15
2001	2	5	6	-	1	14
2002	21	7	5	-	-	33
2003	5	9	6	-	1	21
2004	16	11	5	-	1	33
2005	15	8	8	-	-	31
2006	4	9	10	-	-	23
2007	15	8	7	-	-	30
2008	15	1	7	-	-	23
2009	19	9	9	-	-	37
2010	32	9	2	-	-	43
2011	41	7	5	-	-	53
<b>Totals</b>	<b>477</b>	<b>177</b>	<b>154</b>	<b>2</b>	<b>3</b>	<b>813</b>



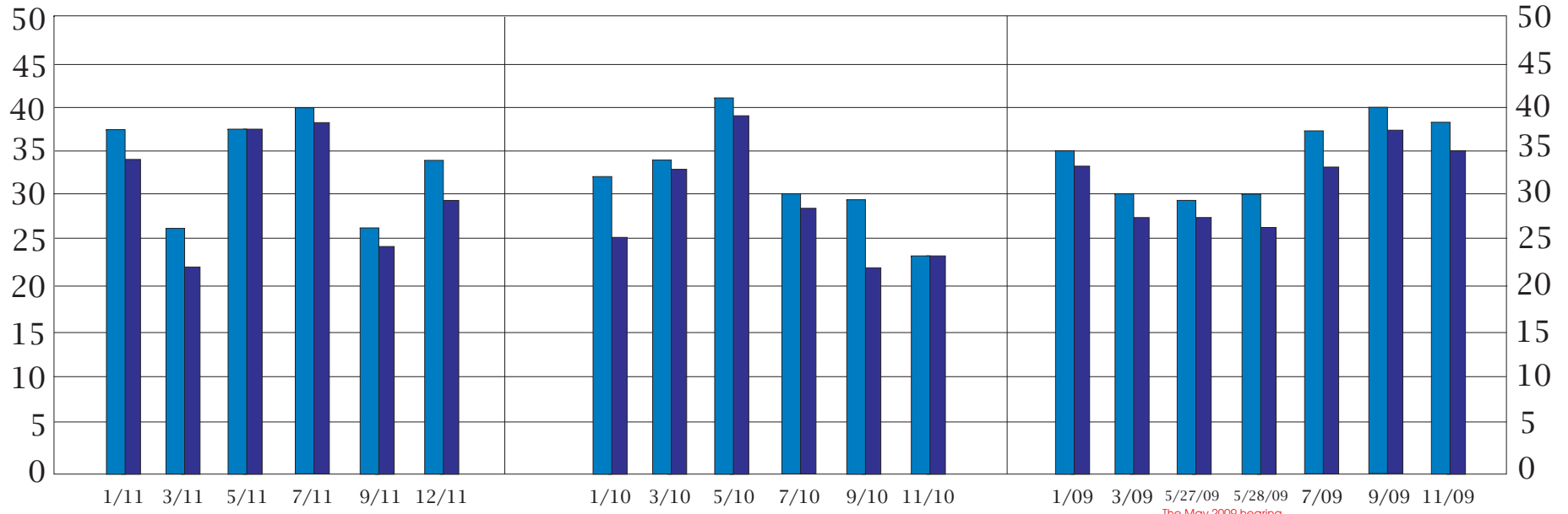


*Hearing Matters Set and Considered  
During Calendar Year 2011  
by the  
United States Judicial Panel  
on Multidistrict Litigation*

HEARING DATE	MATTERS SET	MATTERS CONSIDERED
January 2011	37	34
March 2011	26	22
May 2011	38	37
July 2011	40	38
September 2011	26	24
December 2011	34	29
<b>TOTALS</b>	<b>201</b>	<b>184</b>

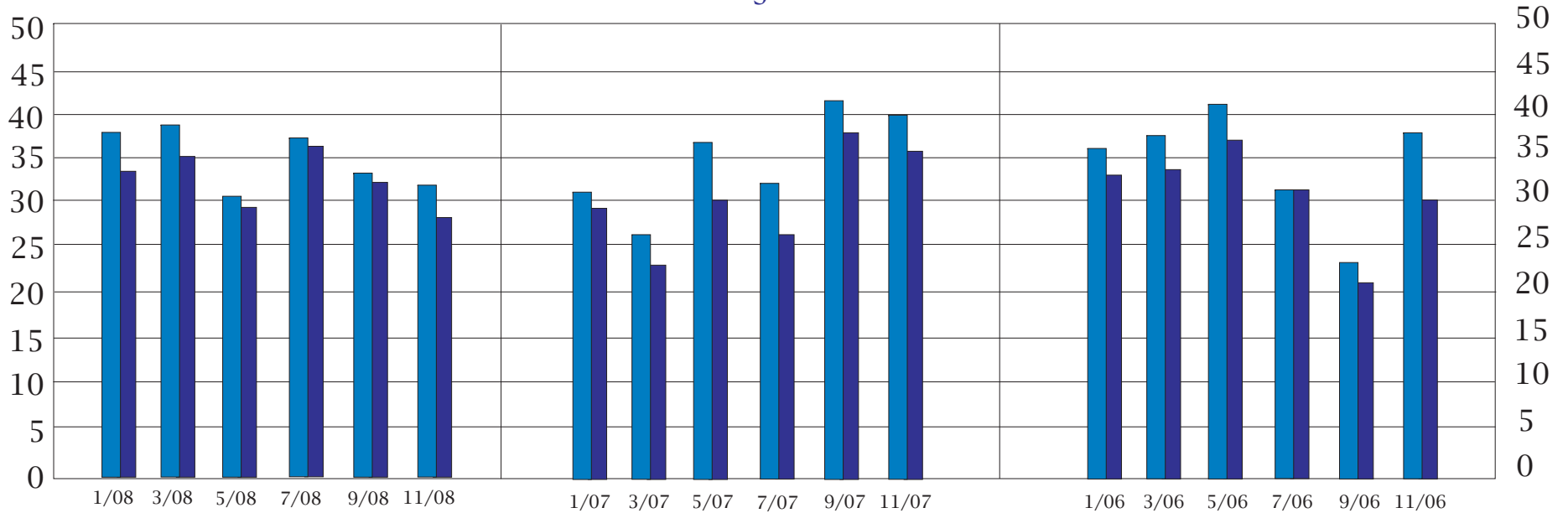
# United States Judicial Panel on Multidistrict Litigation

## Hearing Matters



The May 2009 hearing spanned two days.

*Hearing Date*

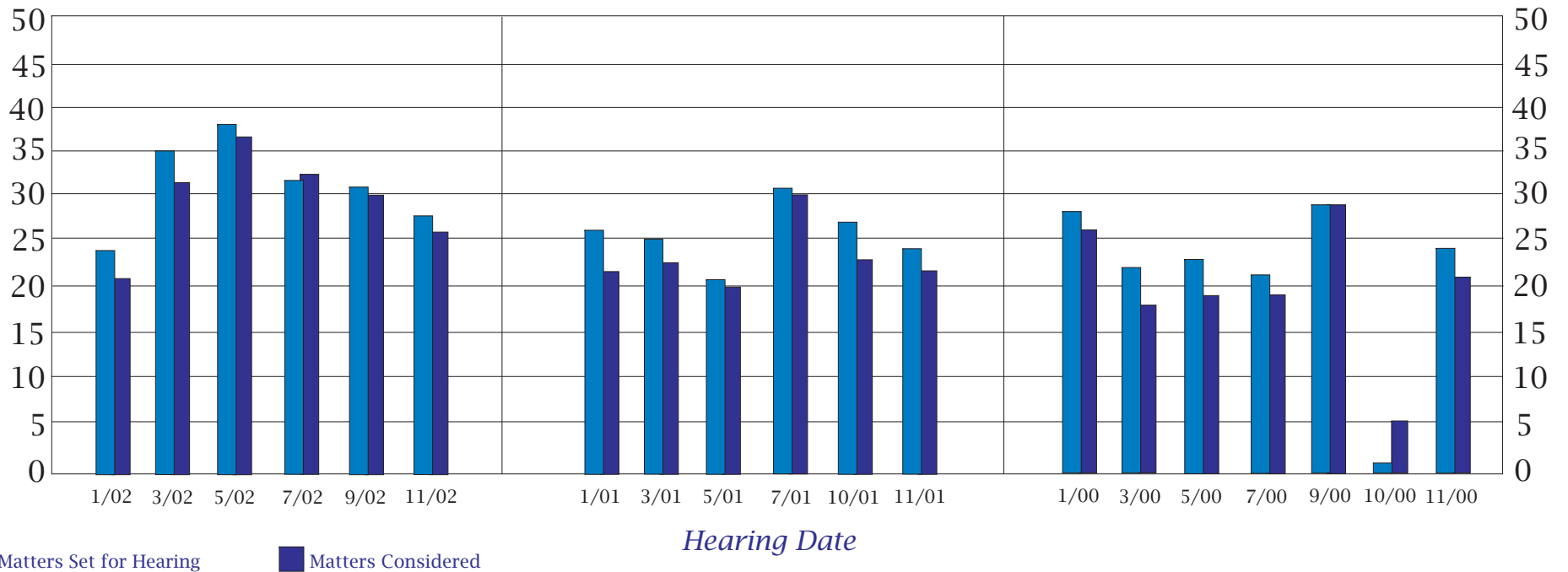
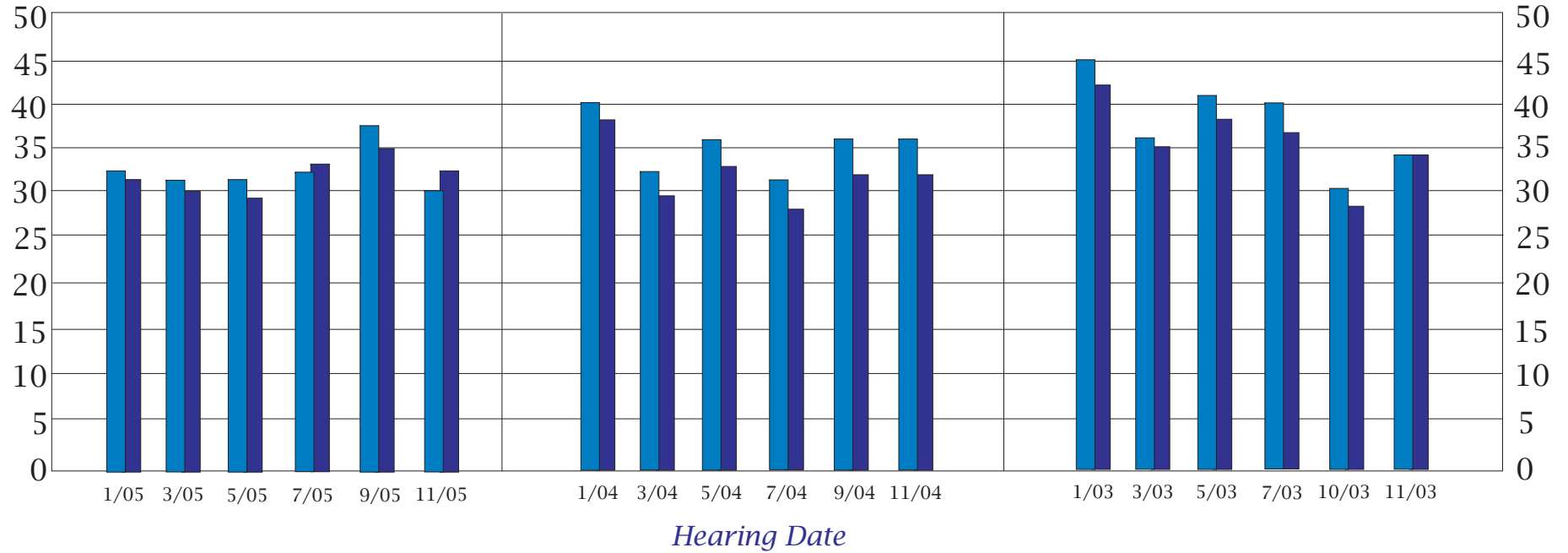


*Hearing Date*

■ Matters Set for Hearing
 ■ Matters Considered

# *United States Judicial Panel on Multidistrict Litigation*

## *Hearing Matters*



■ Matters Set for Hearing
 ■ Matters Considered

# United States Judicial Panel on Multidistrict Litigation Hearing Matters Yearly Totals

