

Sole Parents (Single with Children)

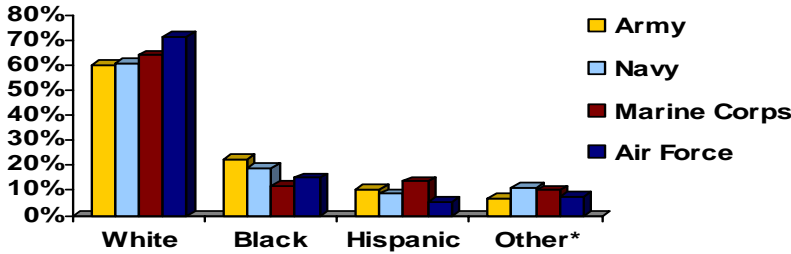
| | |
|--------------|-------------|
| Officer | 2.8% |
| Enlisted | 5.3% |
| TOTAL | 4.8% |

Airmen with Children

| | |
|--------------|--------------|
| Officer | 52.9% |
| Enlisted | 43.0% |
| TOTAL | 45.0% |

Average number of children (for Airmen with children): 2

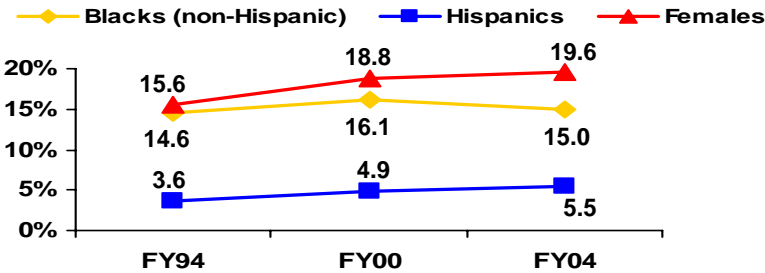
Comparison to other Active-Duty Services, FY04



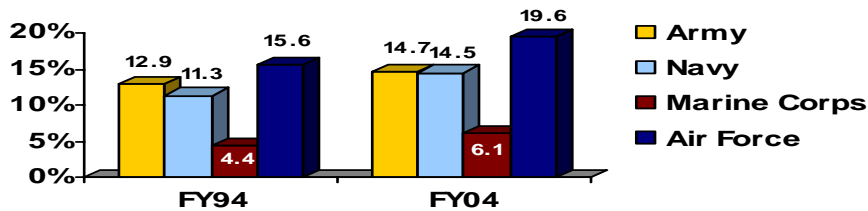
* Includes American Indian/Alaskan Native, Asian/Pacific Islander, and other/unknown

Then and Now in the Air Force

Racial/Ethnic and Gender Composition of the Air Force



Women in the Military



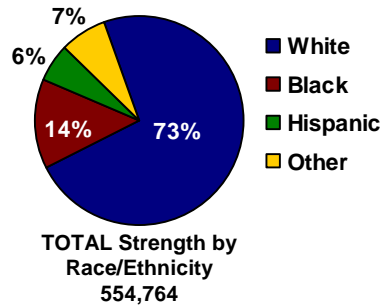
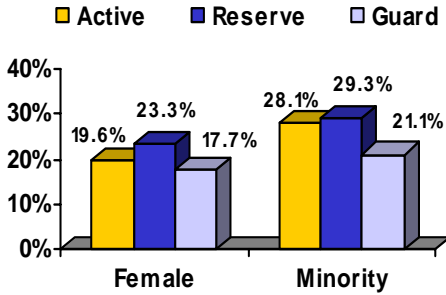
FY04 Profile of Air Force



Dr. Betty D. Maxfield, Chief
 Office of Army Demographics
 E-mail: Betty.Maxfield@hqda.army.mil

The following data are based on numbers provided by the U.S. Air Force to the Defense Manpower Data Center, and are valid as of September 15, 2004.

TOTAL STRENGTH of the AIR FORCE



AIR RESERVE – Race/Ethnicity and Grade

| | Officer | Enlisted | Total |
|--------------|---------------|---------------|---------------|
| White | 84.6% | 66.8% | 70.7% |
| Black | 6.4% | 18.7% | 16.0% |
| Hispanic | 3.3% | 7.4% | 6.5% |
| Other | 5.7% | 7.1% | 6.8% |
| TOTAL | 16,724 | 58,598 | 75,322 |

AIR GUARD – Race/Ethnicity and Grade

| | Officer | Enlisted | Total |
|--------------|---------------|---------------|----------------|
| White | 86.3% | 77.9% | 78.9% |
| Black | 5.1% | 9.2% | 8.6% |
| Hispanic | 3.4% | 6.2% | 5.8% |
| Other | 5.2% | 6.7% | 6.7% |
| TOTAL | 13,634 | 93,188 | 106,822 |

Active-Duty Air Force

TOTAL ACTIVE - Race/Ethnicity and Gender

| | Male | Female | Total |
|--------------|----------------|---------------|----------------|
| White | 74.6% | 61.1% | 71.9% |
| Black | 12.9% | 23.4% | 15.0% |
| Hispanic | 5.3% | 6.2% | 5.5% |
| Other | 7.2% | 9.3% | 7.6% |
| TOTAL | 299,565 | 73,055 | 372,620 |

Commissioned Officer - Race/Ethnicity and Gender

| | Male | Female | Total |
|--------------|---------------|---------------|---------------|
| White | 83.4% | 72.6% | 81.4% |
| Black | 5.2% | 12.4% | 6.5% |
| Hispanic | 3.6% | 3.8% | 3.7% |
| Other | 7.8% | 11.2% | 8.4% |
| TOTAL | 60,685 | 13,619 | 74,304 |

Enlisted – Race/Ethnicity and Gender

| | Male | Female | Total |
|--------------|----------------|---------------|----------------|
| White | 72.3% | 58.5% | 69.6% |
| Black | 14.9% | 25.9% | 17.1% |
| Hispanic | 5.8% | 6.7% | 6.0% |
| Other | 7.0% | 8.9% | 7.3% |
| TOTAL | 238,880 | 59,436 | 298,316 |

Education

| | GED/HSDG* | Coll./AA | BA/BS | MA/PhD | Other/Unk |
|----------|-----------|----------|-------|--------|-----------|
| Officer | 1.5% | 0.3% | 45.6% | 49.3% | 3.3% |
| Enlisted | 80.1% | 14.2% | 4.3% | 0.7% | 0.7% |

*General Equivalency Diploma/High School Diploma Graduate

Age Groups

| | Officer | Enlisted |
|-----------|---------|----------|
| 17-20 | 0.2% | 13.9% |
| 21-24 | 9.5% | 29.0% |
| 25-29 | 22.6% | 21.0% |
| 30-39 | 40.5% | 25.7% |
| 40 & Over | 27.2% | 10.4% |

Family Members

| | |
|------------------|----------------|
| Spouses | 184,386 |
| Children | 328,175 |
| Other Dependents | 1,635 |
| TOTAL | 514,196 |

Married by Gender

| | Male | Female | Total |
|----------------------|----------------|---------------|----------------|
| Officer | 74.3% | 54.9% | 70.7% |
| Enlisted | 57.8% | 48.7% | 56.0% |
| TOTAL | 61.1% | 49.9% | 58.9% |
| TOTAL MARRIED | 183,075 | 36,452 | 219,527 |

Dual Military Marriages (pct of all marriages)

| | Male | Female | Total |
|--------------|--------------|--------------|--------------|
| Officer | 9.8% | 46.8% | 15.1% |
| Enlisted | 14.5% | 62.7% | 22.9% |
| TOTAL | 13.4% | 59.5% | 21.0% |