

# U.S. TREASURY CHECK Security Features




Modifications have been made to the U.S. Treasury check.



## Bleeding Ink

On ALL checks, the U.S. Treasury seal, located to the right of the Statue of Liberty contains security ink that turns reddish when moisture is applied to the black ink.




## Date and Amount

Some checks will not have the white boxes around the date and amount fields. However, there **will** be checks in circulation that **still** have this feature.



## Signature Block

Most U.S. Treasury checks contain a Secure Seal, which has encoded information in a basket weave pattern with a signature in the center. **This seal is not on all checks. Therefore, do not assume a check without this seal is counterfeit.**



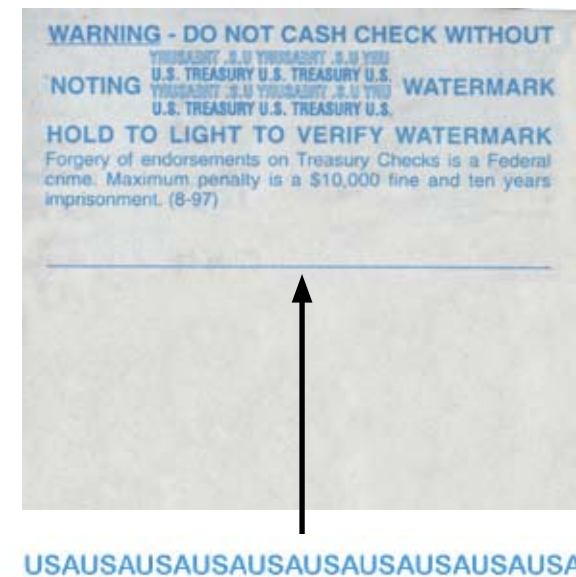
## Watermark

ALL U.S. Treasury checks are printed on watermarked paper. When held up to the light, the watermark reads "U.S. Treasury" from both the front and the back. Any check should be suspected as counterfeit if the check has no watermark, or the watermark is visible without holding the check up to light.

## Microprinting

Microprinted words are printed so small that they appear as a line to the naked eye. However, when magnified, they become visible. Microprinting cannot be duplicated by a copier and when a check is counterfeited, they will often show up as a solid line or a series of dots.

On ALL checks, the endorsement line on the back of the check contains microprinting that says "USAUSAUSA".



## Ultraviolet Overprinting

When a blacklight is passed over ALL U.S. Treasury checks, the ultraviolet (UV) printing becomes visible, and will glow. There are four lines of "FMS" bracketed by the FMS seal on the left, and the United States seal on the right. If the check is altered, the UV printing may be disturbed. UV printing cannot be photocopied.