



Trends in the Geographic Distribution of VA Expenditures: FY2000 to FY2009

Prepared by the National Center for Veterans Analysis and Statistics

December 2010

Data Source

- Data for this analysis come from the published tables of the **Geographic Distribution of VA Expenditures (GDX) Reports** from 2000 through 2009.
- Data on the Veteran Population come from the **Veteran Population Projection Model (VetPop) 2007**.

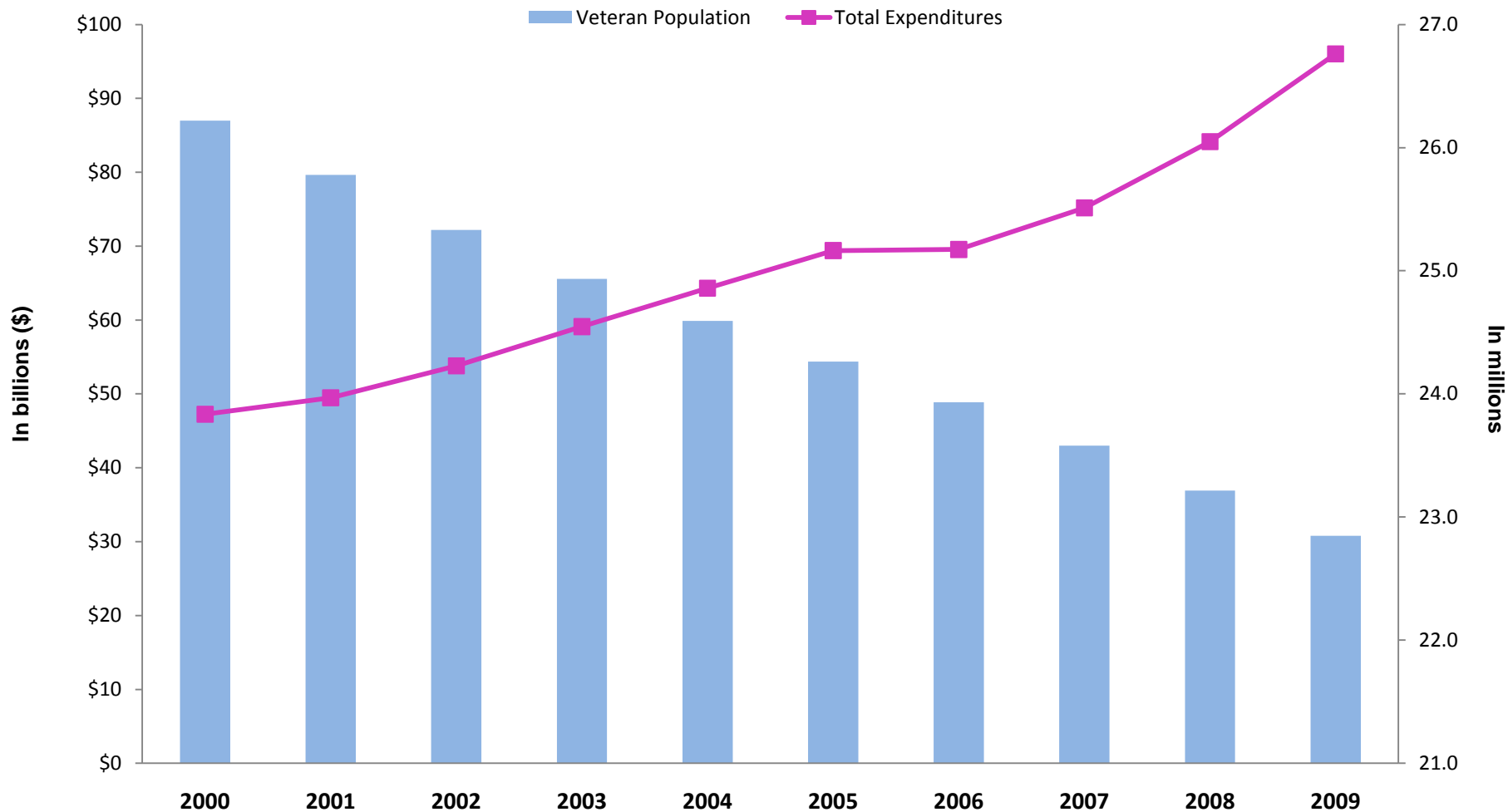
What is the Geographic Distribution of the Department of Veterans Affairs Expenditures (GDX) ?

Each fiscal year the Department of Veterans Affairs' (VA's) Office of Policy and Planning publishes the annual Geographic Distribution of VA Expenditures (GDX) Report for the public and all stakeholders. The GDX report provides the estimated dollar expenditures for major VA programs at the state, county, and Congressional District levels.

Expenditure data are grouped by the following categories: Compensation and Pension; Education and Vocational Rehabilitation and Employment; Insurance and Indemnities; Construction and Related Costs; General Operating Expenses and Related Costs; Loan Guaranty; and Medical Expenditures. The GDX Report also includes Veteran population estimates at the state, county and Congressional District level and the number of unique patients who used VA health care services.

Total Expenditures

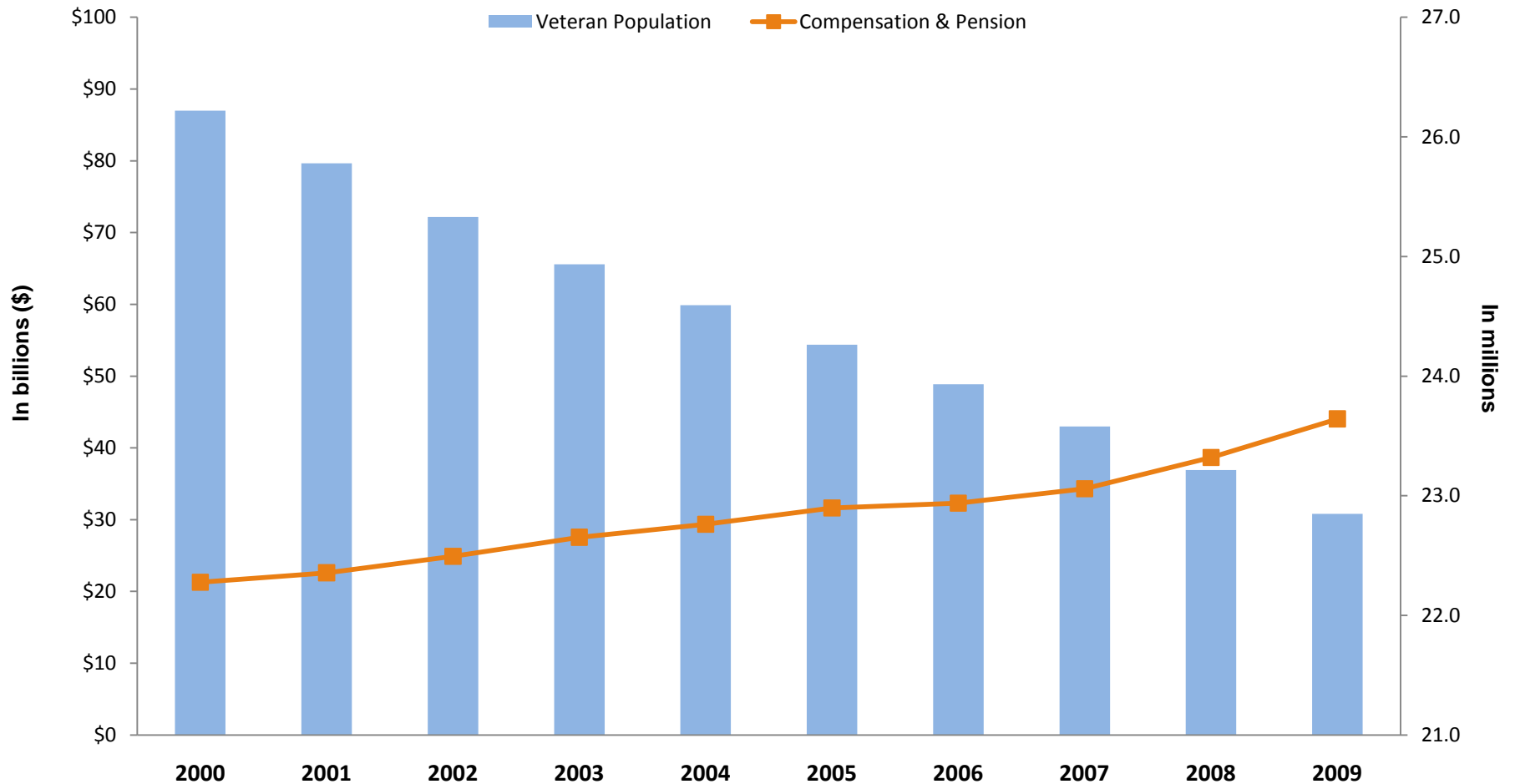
Expenditure data is grouped by the following categories: Compensation and Pension; Education and Vocational Rehabilitation and Employment; Insurance and Indemnities; Construction and Related Costs; General Operating Expenses and Related Costs; Loan Guaranty, and Medical Expenditures.



Note: Expenditures are shown for U.S. states only. Puerto Rico and other island areas expenditures were not available for all years.

Compensation and Pension Expenses

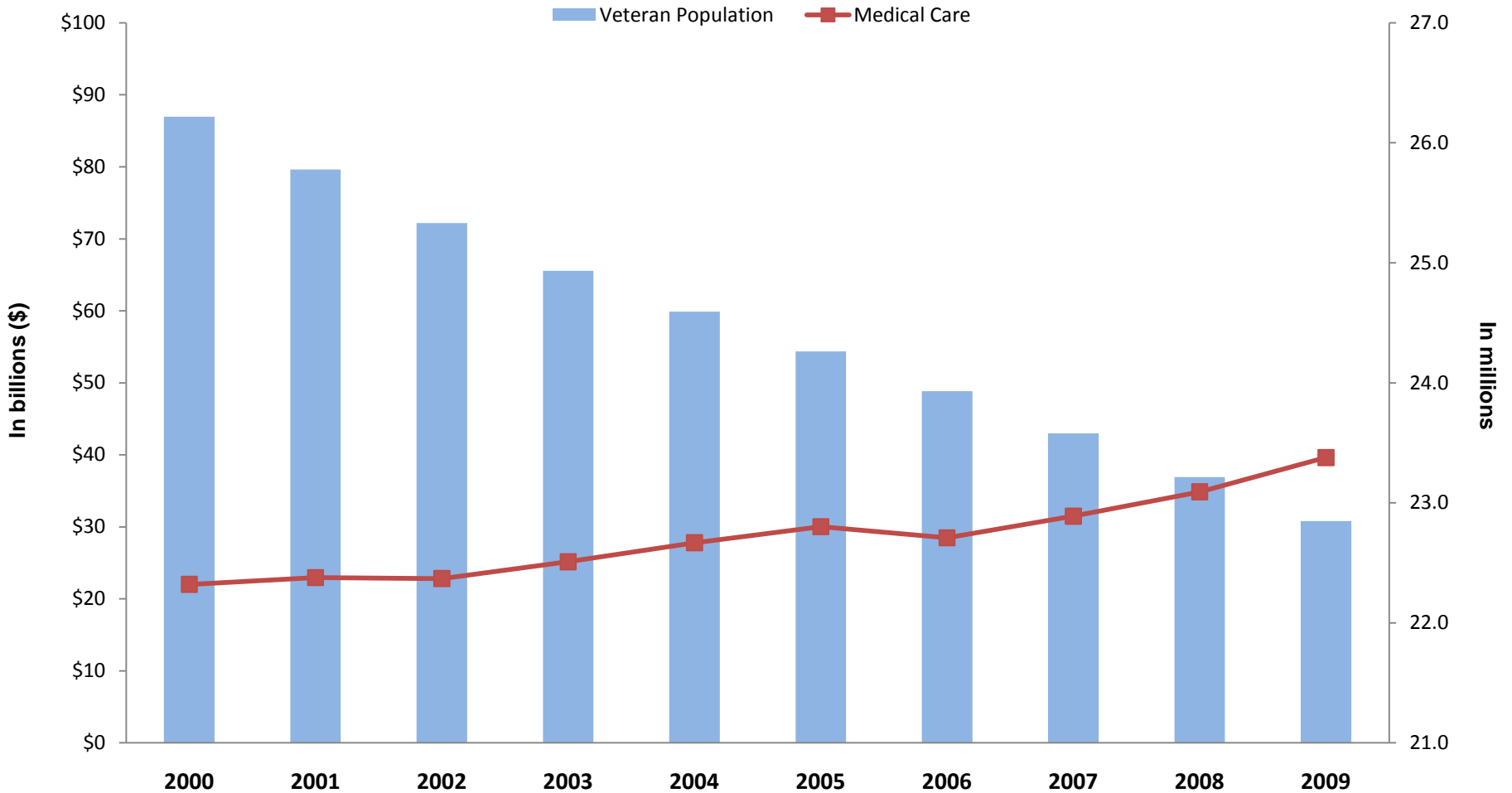
This category includes expenditures for the following categories: payments for disability compensation; nonservice-connected pension; and Dependency and Indemnity Compensation, and burial allowances.



Note: Expenditures are shown for U.S. states only. Puerto Rico and other island areas expenditures were not available for all years.

Medical Care Expenses

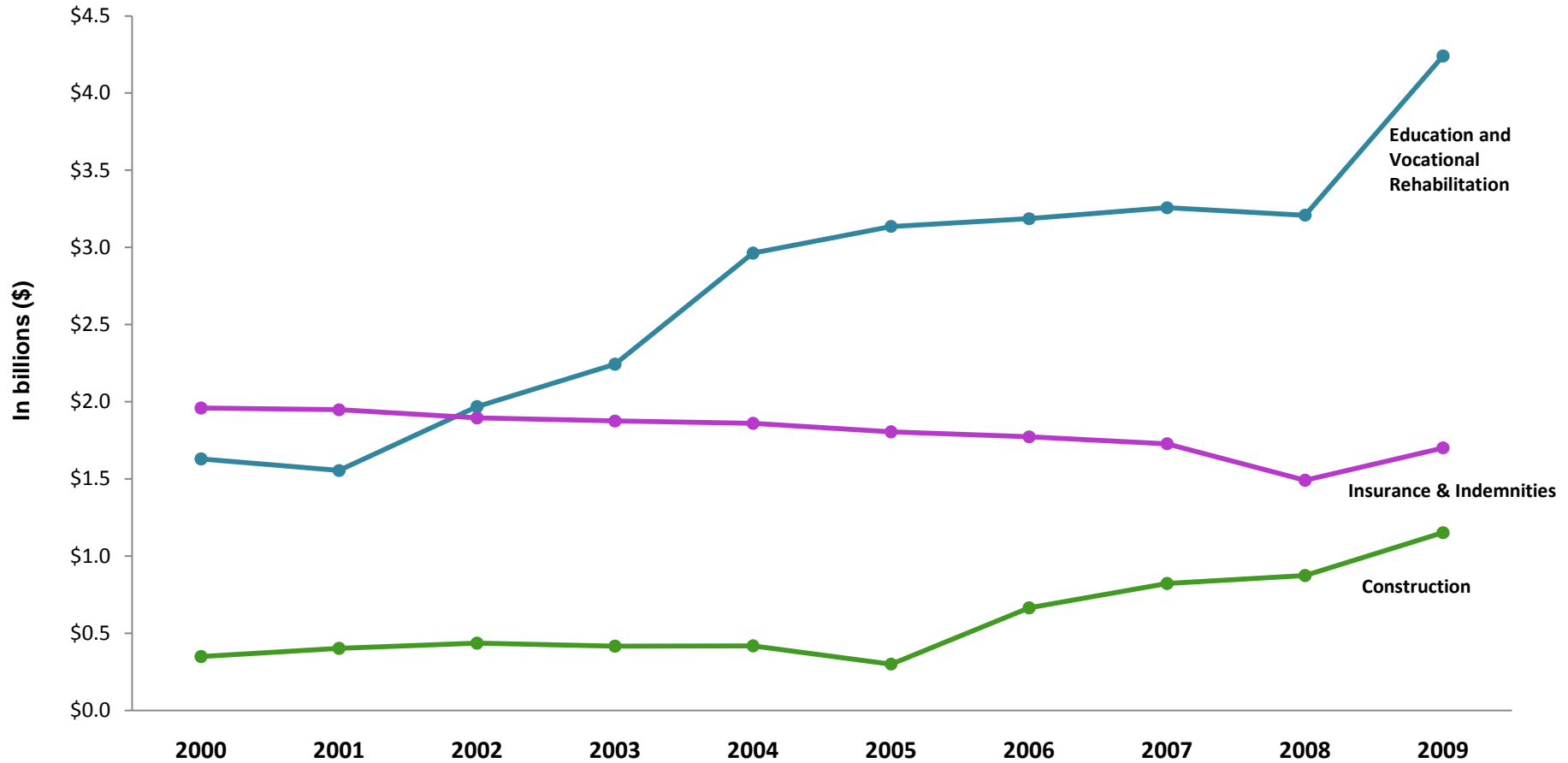
The specific programs reported for this category are: medical care; General Post Fund; medical and prosthetic research; and miscellaneous accounts.



Note: Expenditures are shown for U.S. states only. Puerto Rico and other island areas expenditures were not available for all years.

Selected Expenditures

Education and Vocational Rehabilitation and Employment includes: automobiles and adaptive equipment; specially adapted housing; and select education programs to include the Post 9/11 Veterans Educational Assistance (Chapter 33). **Insurance and Indemnities includes:** expenditures for death claims, matured endowments, dividends, cash surrender payments, total disability income provision payments, and total and permanent disability benefits payments. **Construction** includes all major and minor construction projects

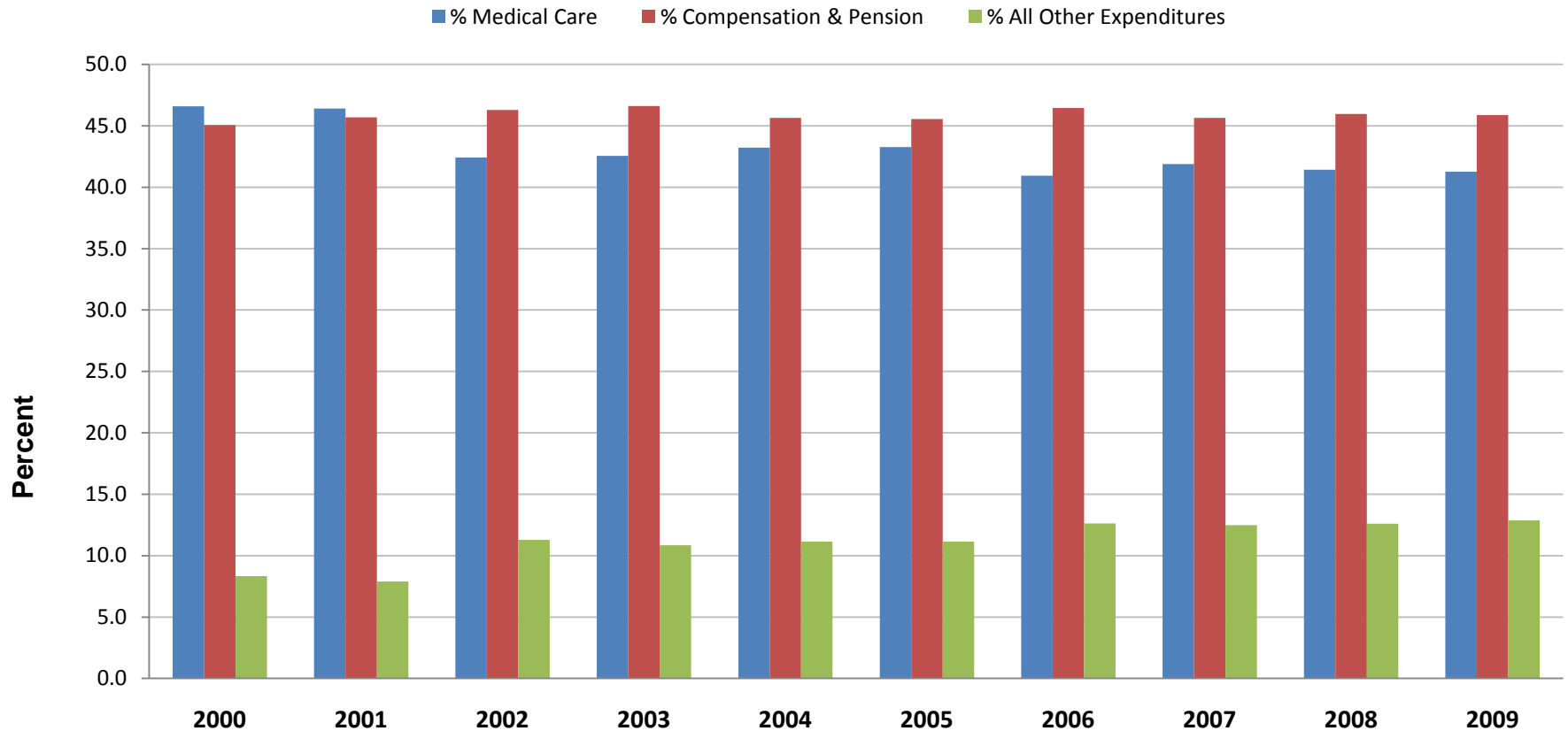


Note: Expenditures are shown for U.S. states only. Puerto Rico and other island areas expenditures were not available for all years.

Source: Department of Veterans Affairs, Geographic Distribution of Expenditures reports, 2000 to 2009

Prepared by the National Center for Veterans Analysis and Statistics

Percentage of Total Expenditures Allocated by Major Program



NOTE: “All other expenditures” includes General Operating Expenses (GOE), Insurance and Indemnities, Construction, Loan Guaranty, and Education and Vocational Rehabilitation and Employment. GOE represents the costs necessary to provide administration and oversight for the benefits provided by VA and includes costs for overhead and human resources nation-wide.

Expenditures are shown for U.S. states and the District of Columbia only. Puerto Rico and other island areas expenditures were not available for all years.

Contact Information

Kelly Ann Holder

Department of Veterans Affairs

Office of Policy and Planning

National Center for Veterans Analysis and Statistics

Kelly.Holder@va.gov

(202) 266-4643