











DEPARTMENT OF ENERGY

GOALS ACHIEVED	OVERALL GRADE
5/5	<ul style="list-style-type: none"> • DOE achieved 6.23% exceeding its small business goal of 4.34% • This resulted in small business receiving \$214 million more dollars than FY2006 • DOE also exceeded its WOSB, HUBZone, and SDVOSB goals




SMALL BUSINESS GRADE				
	FY2006/FY2007 % GOAL	FY2006 SMALL BUSINESS ACHIEVEMENTS	FY2007 SMALL BUSINESS ACHIEVEMENTS	ACHIEVEMENT PROGRESS
 GREEN	4.34%	5.37% (\$1,206,386,152)	6.23% (\$1,420,660,156)	 GREEN

SOCIO-ECONOMIC GRADES				
	FY2006/FY2007 % GOAL	FY2006 SMALL BUSINESS ACHIEVEMENTS	FY2007 SMALL BUSINESS ACHIEVEMENTS	ACHIEVEMENT PROGRESS
SDB  GREEN	1.62%	1.57% (\$352,893,362)	2.38% (\$541,943,836)	 GREEN
WOSB  GREEN	0.34%	0.71% (\$159,814,863)	1.04% (\$236,870,225)	 GREEN
HUBZONE  GREEN	0.09%	0.20% (\$45,328,246)	0.30% (\$68,173,354)	 GREEN
SDVOSB  GREEN	0.04%	0.70% (\$156,664,145)	0.44% (\$100,012,515)	 GREEN

ACHIEVEMENT CRITERIA

 GREEN	THE AGENCY MUST MEET 100% OF ITS GOAL
 YELLOW	THE AGENCY MUST MEET 90-99% OF ITS SMALL BUSINESS GOAL
 RED	THE AGENCY DID NOT MEET 90-99% OF ITS SMALL BUSINESS GOAL

ACHIEVEMENT PROGRESS CRITERIA

 GREEN	THE AGENCY MUST HAVE MADE THEIR GOAL OR MADE PROGRESS IN UNMET GOAL SINCE FY2006 (DOLLARS, PERCENTAGE, OR 3 YEAR ACHIEVEMENT AVERAGE (FY2005-FY2007)).
 YELLOW	THE AGENCY MUST MAKE PROGRESS IN UNMET GOAL. FY2007 GOAL ACHIEVEMENT DOLLARS OR PERCENTAGE IS WITHIN 10% OF FY2006 ACHIEVEMENT OR 3 YEAR ACHIEVEMENT AVERAGE (FY2005-FY2007).
 RED	THE AGENCY DID NOT MAKE PROGRESS IN UNMET GOAL