

















DEPARTMENT OF COMMERCE

GOALS ACHIEVED	OVERALL GRADE
2/5	<ul style="list-style-type: none"> • DOC did not achieve its small business goal of 46.67% but achieved well-over the 23% Government-wide goal • Although DOC did not meet its HUBZone and SDVOSB goals, it did make progress in each • DOC exceeded its SDB goal and WOSB goal by 11.11% and 4.43% respectively, above the 5% Government-wide goals

SMALL BUSINESS GRADE				
	FY2008/FY2009 % GOAL	FY2007 SMALL BUSINESS ACHIEVEMENTS	FY2008 SMALL BUSINESS ACHIEVEMENTS	ACHIEVEMENT PROGRESS
 YELLOW	46.67%	46.01% (\$993,918,185)	43.16% (\$1,043,393,365)	 GREEN

SOCIO-ECONOMIC GRADES				
	FY2008/FY2009 % GOAL	FY2007 SMALL BUSINESS ACHIEVEMENTS	FY2008 SMALL BUSINESS ACHIEVEMENTS	ACHIEVEMENT PROGRESS
SDB  GREEN	5%	16.45% (\$355,450,236)	16.11% (\$389,378,281)	 GREEN
WOSB  GREEN	5%	10.09% (\$217,886,556)	9.43% (\$227,874,291)	 GREEN
HUBZONE  RED	3%	1.94% (\$41,902,788)	2.19% (\$52,924,719)	 GREEN
SDVOSB  RED	3%	1.99% (\$43,038,917)	1.91% (\$46,200,836)	 GREEN

ACHIEVEMENT CRITERIA	
 GREEN	THE AGENCY MUST MEET 100% OF ITS GOAL
 YELLOW	THE AGENCY MUST MEET 90-99% OF ITS SMALL BUSINESS GOAL
 RED	THE AGENCY DID NOT MEET 90-99% OF ITS SMALL BUSINESS GOAL

ACHIEVEMENT PROGRESS CRITERIA	
 GREEN	THE AGENCY MUST HAVE MADE THEIR GOAL OR MADE PROGRESS IN UNMET GOAL SINCE FY2007 (DOLLARS, PERCENTAGE, OR 3 YEAR ACHIEVEMENT AVERAGE (FY2005-FY2007).).
 YELLOW	THE AGENCY MUST MAKE PROGRESS IN UNMET GOAL. FY2008 GOAL ACHIEVEMENT DOLLARS OR PERCENTAGE IS WITHIN 10% OF FY2007 ACHIEVEMENT OR 3 YEAR ACHIEVEMENT AVERAGE (FY2005-FY2007).
 RED	THE AGENCY DID NOT MAKE PROGRESS IN UNMET GOAL

