

















**NATIONAL AERONAUTICS AND SPACE ADMINISTRATION**

GOALS ACHIEVED	OVERALL GRADE
2/5	<ul style="list-style-type: none"> <li>• NASA achieved 16.05% exceeding its small business goal of 15.35%</li> <li>• NASA exceeded its SDB goal of 5%</li> <li>• NASA made progress in remaining goals</li> </ul>

SMALL BUSINESS GRADE				
	FY2008/FY2009 % GOAL	FY2007 SMALL BUSINESS ACHIEVEMENTS	FY2008 SMALL BUSINESS ACHIEVEMENTS	ACHIEVEMENT PROGRESS
 GREEN	15.35%	15.36% (\$1,967,410,844)	16.05% (\$2,345,151,560)	 GREEN

SOCIO-ECONOMIC GRADES				
	FY2008/FY2009 % GOAL	FY2007 SMALL BUSINESS ACHIEVEMENTS	FY2008 SMALL BUSINESS ACHIEVEMENTS	ACHIEVEMENT PROGRESS
SDB   GREEN	5%	6.86% (\$879,096,277)	7.63% (\$1,115,612,860)	 GREEN
WOSB   RED	5%	2.27% (\$290,299,422)	2.51% (\$367,107,844)	 GREEN
HUBZONE   RED	3%	0.73% (\$93,020,377)	0.88% (\$128,047,153)	 GREEN
SDVO SB   RED	3%	1.23% (\$157,680,733)	1.33% (\$194,080,230)	 GREEN

ACHIEVEMENT CRITERIA	
 GREEN	THE AGENCY MUST MEET 100% OF ITS GOAL
 YELLOW	THE AGENCY MUST MEET 90-99% OF ITS SMALL BUSINESS GOAL
 RED	THE AGENCY DID NOT MEET 90-99% OF ITS SMALL BUSINESS GOAL

ACHIEVEMENT PROGRESS CRITERIA	
 GREEN	THE AGENCY MUST HAVE MADE THEIR GOAL OR MADE PROGRESS IN UNMET GOAL SINCE FY2007 (DOLLARS, PERCENTAGE, OR 3 YEAR ACHIEVEMENT AVERAGE (FY2005-FY2007).
 YELLOW	THE AGENCY MUST MAKE PROGRESS IN UNMET GOAL. FY2008 GOAL ACHIEVEMENT DOLLARS OR PERCENTAGE IS WITHIN 10% OF FY2007 ACHIEVEMENT OR 3 YEAR ACHIEVEMENT AVERAGE (FY2005-FY2007).
 RED	THE AGENCY DID NOT MAKE PROGRESS IN UNMET GOAL