

FY 2009



THE INTRAMURAL LOAN
REPAYMENT PROGRAMS
DATA BOOK



**Fiscal Year
2009 Highlights**

October 1, 2008
to September 30, 2009

Application Cycles:

New:

September 1, 2008 - May 1, 2009

Renewal:

September 1, 2008 – February 1, 2009

NIH Division of Loan Repayment

NIH Institutes and Centers

Institutes

National Cancer Institute (NCI)

National Eye Institute (NEI)

National Heart, Lung, and Blood Institute (NHLBI)

National Human Genome Research Institute (NHGRI)

National Institute on Aging (NIA)

National Institute on Alcohol Abuse and Alcoholism (NIAAA)

National Institute of Allergy and Infectious Diseases (NIAID)

National Institute of Arthritis and Musculoskeletal and Skin Diseases (NIAMS)

National Institute of Biomedical Imaging and Bioengineering (NIBIB)

National Institute of Child Health and Human Development (NICHD)

National Institute on Deafness and Other Communication Disorders (NIDCD)

National Institute of Dental and Craniofacial Research (NIDCR)

National Institute of Diabetes and Digestive and Kidney Diseases (NIDDK)

National Institute on Drug Abuse (NIDA)

National Institute of Environmental Health Sciences (NIEHS)

National Institute of General Medical Sciences (NIGMS)

National Institute of Mental Health (NIMH)

National Institute of Neurological Disorders and Stroke (NINDS)

National Institute of Nursing Research (NINR)

National Library of Medicine (NLM)

Centers

John E. Fogarty International Center (FIC)

National Center for Complementary and Alternative Medicine (NCCAM)

National Center on Minority Health and Health Disparities (NCMHD)

National Center for Research Resources (NCRR)

Clinical Center (CC)

Table of Contents

The Year in Review	1
The Four Intramural Loan Repayment Programs	2
Applications, Awards, and Success Rates by Program (New and Renewal)	3
Funding by Program (New and Renewal)	4
Funding by NIH Institutes and Centers (New Awards)	5
Funding by NIH Institutes and Centers (Renewal Awards)	6
Applications, Awards, and Success Rates by Post-Degree Years (New)	7
LRP Awards by Degree (New Awards)	8
LRP Awards by Degree (Renewal Awards)	9
Educational Debt Levels of LRP Awardees (New Awards)	10
Educational Debt Levels of LRP Awardees (Renewal Awards)	11
Applications, Awards, and Success Rates by Gender	12
Recipient Demographics by Ethnicity & Race	13

The Year in Review

In Fiscal Year (FY) 2009, 82 individuals applied to the Intramural Loan Repayment Programs (LRPs) in General Research, AIDS Research, Clinical Research for Individuals from Disadvantaged Backgrounds, and General Research for Accreditation Council for Graduate Medical Education (ACGME) Fellows. Of those applicants, 80 were awarded contracts totaling \$5,097,790. The combined (new and renewal applicants) success rate for the Intramural LRPs was 98 percent.

The NIH will repay up to \$35,000 per year of outstanding educational debt for the General, AIDS, and Clinical Research for Individuals from Disadvantaged Backgrounds and up to \$20,000 per year for the ACGME LRP. In return, participants must sign a contract agreeing to conduct appropriately qualified research activities as NIH employees for a minimum of two years for the AIDS and Clinical Research (Disadvantaged Background) LRPs, or three years for the General or ACGME LRPs.

The Intramural General Research LRP received 70 percent of all applications.

New applicants (those not previously funded) constituted 48 percent of all applications while renewal applicants (those previously funded) comprised 52 percent of all applicants. Success rates for new and renewal applicants were 100 and 95 percent, respectively.

The LRPs are open to health professionals with doctoral level, P.A., B.S.N. or A.D.N. degrees and varying levels of experience. Most new FY 2009 awardees are beginning their careers, with 37 percent having received their qualifying degrees within the last five years and 44 percent within the past six to ten years.

Physician doctorates (including dual physician doctorates and academic doctorates, for example, MD/PhD degrees) comprised 86 percent of the awards, while those with academic doctoral level degrees comprised 7 percent of the total awards.

Eighty-five percent of the new awardees had educational debt greater than \$50,000, with 8 percent having debt levels greater than \$200,000. In comparison, 29 percent of the renewal awardees had educational debt greater than \$50,000, with none having debt levels greater than \$200,000.

Women received 46 of the 80 LRP awards. Black/African American applicants received 7 awards, Asians received 10 awards, and Hispanics received 4 awards.

The Four Intramural Loan Repayment Programs

AIDS Research LRP:

In November 1988, Public Law (P.L.) 100-607 introduced Section 487A of the Public Health Service (PHS) Act (42 USC 288-1), authorizing the National Institutes of Health (NIH) to establish a program of educational loan repayment to attract additional health professionals into Acquired Immunodeficiency Syndrome (AIDS) research. The mission of the NIH AIDS Research Loan Repayment Program (AIDS-LRP) is to attract highly qualified physicians, nurses, and scientists to HIV/AIDS research by countering the growing economic disincentives to embark on biomedical research careers, using loan repayment as an incentive.

General Research LRP:

In June 1993, P.L. 103-43 authorized Section 487C (42 USC 288-3), which established a program of educational loan repayment to attract highly qualified health professionals, particularly physicians, to conduct research at the NIH. The mission of the General Research Loan Repayment Program is to attract talented researchers to public service as employees of the NIH using loan repayment as an economic incentive to embark on biomedical research careers. Generally, those at a tenure track or above level are given priority for funding of LRP awards.

General Research LRP for ACGME Fellows:

General Research LRP for ACGME Fellows provides \$20,000 per year in loan repayment (plus tax reimbursement) and is currently available to fellows offered employment by the NIH in subspecialty and residency training programs accredited by the Accreditation Council for Graduate Medical Education (ACGME). Qualifying fellows must hold a three-year appointment.

Clinical Research LRP for Individuals from Disadvantaged Background:

Clinical research is patient-oriented research that is conducted with human subjects or research on the causes and consequences of disease in human populations involving material of human origin for which an investigator or colleague directly interacts with human subjects in an outpatient or inpatient setting to clarify a problem in human physiology; pathophysiology or disease; epidemiologic or behavioral studies; outcomes research or health services research; or developing new technologies, therapeutic interventions, or clinical trials. The NIH Clinical Research Loan Repayment Program's mission is to recruit highly qualified health professionals from disadvantaged backgrounds to serve as clinical researchers, using loan repayment as an economic incentive.

Applications, Awards, and Success Rates By Program

In FY 2009, the NIH received 82 applications. 48 percent of the applications were from new applicants. 98 percent of all applicants were awarded contracts.

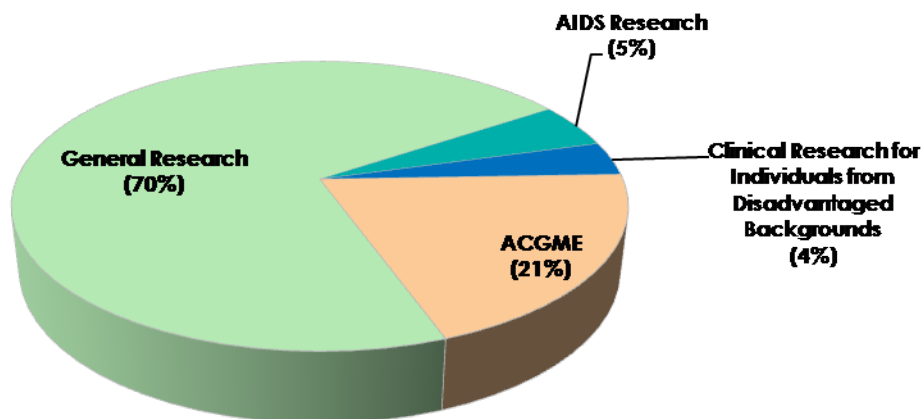
LRP	New			Renewal			Total		
	Applications	Awards	Success Rate	Applications	Awards	Success Rate	Applications	Awards	Success Rate
General Research	22	22	100%	35	34	97%	57	56	98%
AIDS Research	0	0	0%	5	4	80%	5	4	80%
Clinical Research for Individuals from Disadvantaged Backgrounds	0	0	0%	3	3	100%	3	3	100%
ACGME	17	17	100%	N/A	N/A	N/A	17	17	100%
Total	39	39	100%	43	41	95%	82	80	98%

*Funding by Program

LRP	New		Renewal		Total	
	Awards	Funding	Awards	Funding	Awards	Funding
General Research	22	\$2,610,752	34	\$868,458	56	\$3,479,210
AIDS Research	0	\$0	4	\$47,994	4	\$ 47,994
Clinical Research for Individuals from Disadvantaged Backgrounds	0	\$0	3	\$ 77,469	3	\$ 77,469
ACGME	17	\$1,493,117	N/A	N/A	17	\$1,493,117
Total	39	\$4,103,869	41	\$993,921	80	\$5,097,790

* Funding covers contract period

Percentage of Total Awards by LRP



Funding by NIH Institutes and Centers New Awards

The Intramural Loan Repayment Programs awarded 39 new LRP contracts from 11 different ICs in FY 2009.

IC	Awards	Funding
CC	4	\$382,035
NCI	11	\$1,180,389
NHLBI	3	\$282,718
NIAID	7	\$671,318
NIAMS	2	\$277,829
NICHD	2	\$188,037
NIDDK	1	\$154,751
NIGMS	2	\$123,451
NIEHS	1	\$80,996
NINDS*	4	\$547,203
NIMH	2	\$215,142
Total	39	\$4,103,869

* Funding for 1 application was provided by NINDS directly 5

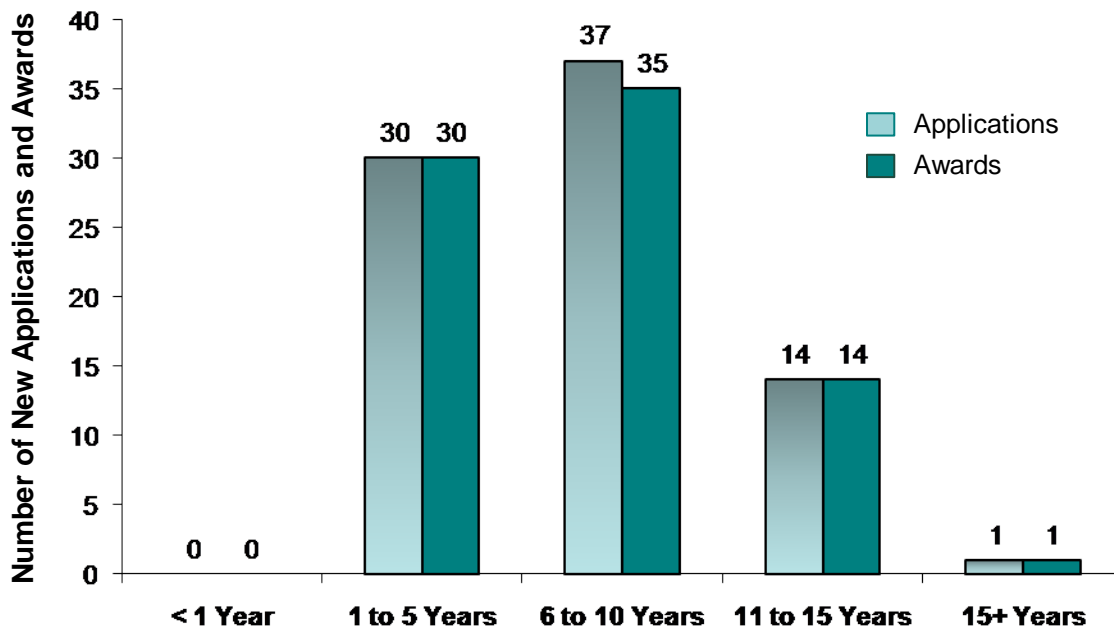
Funding by NIH Institutes and Centers Renewal Awards

The Intramural Loan Repayment Programs awarded 41 renewal LRP contracts from 13 different ICs in FY 2009.

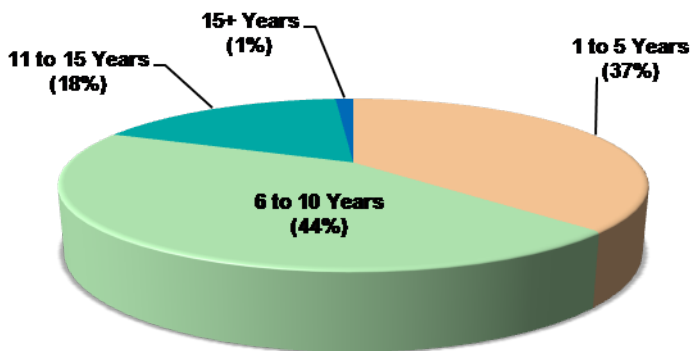
IC	Awards	Funding
CC	3	\$108,095
NCI	13	\$328,633
NHGRI	2	\$21,329
NHLBI	1	\$13,924
NIA	1	\$14,273
NIAAA	2	\$55,481
NIAID	12	\$332,563
NICHD	1	\$11,722
NIDCR	1	\$8,034
NIEHS	1	\$8,066
NIDA	1	\$4,413
NIMH	1	\$12,408
NINDS	2	\$74,980
Total	41	\$993,921

Applications, Awards, and Success Rates

New Applicants and Awardees By Post-Degree Years



Distribution of Awards



*Percentages may not total 100% as a result of rounding.

LRP Awards by Degree New Awards

Physician Doctorate:	29 (74%) held MD or DO degrees.
Professional Clinical Doctorate:	1 (3%) held a DDS, DMD, DVM, DPT, ND, OD, PharmD, or PsyD degree.
Academic Doctorate:	3 (8%) held PhD, DrPH, EdD, or ScD degrees.
Physician Doctorate / Academic Doctorate:	5 (13%) held dual MD/PhD degrees.
Other:	1 (3%) held an MS/MPH degree.

*Percentages may not total 100% as a result of rounding.

LRP	Physician Doctorate	Professional Clinical Doctorate	Academic Doctorate	Physician Doctorate / Academic Doctorate	Other	Total
General Research	13	1	3	4	1	22
AIDS Research	0	0	0	0	0	0
Clinical Research for Individuals from Disadvantaged Backgrounds	0	0	0	0	0	0
ACGME	16	0	0	1	0	17
Totals	29	1	3	5	1	39

LRP Awards by Degree Renewal Awards

Physician Doctorate:	29 (71%) held MD or DO degrees.
Professional Clinical Doctorate:	1 (2%) held a DDS, DPT, DVM, ND, OD, PharmD, or PsyD degree.
Academic Doctorate:	6 (15%) held PhD, DrPH, EdD, or ScD degrees.
Physician Doctorate / Academic Doctorate:	2 (5%) held dual MD/PhD degrees.
Other:	3 (7%) held B.S.N., M.S.N., or M.H.S degrees.

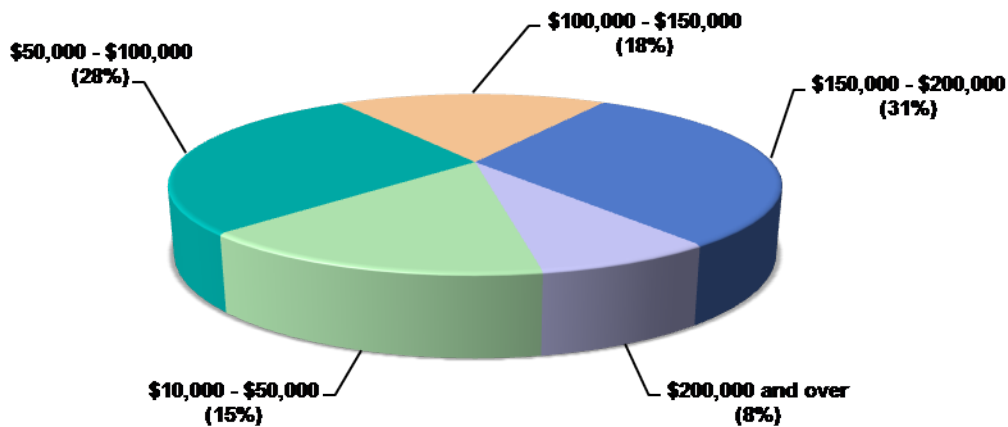
LRP	Physician Doctorate	Professional Clinical Doctorate	Academic Doctorate	Physician Doctorate / Academic Doctorate	Other	Total
General Research	25	1	5	2	1	34
AIDS Research	1	0	1	0	2	4
Clinical Research for Individuals from Disadvantaged Backgrounds	3	0	0	0	0	3
ACGME	0	0	0	0	0	0
Totals	29	1	6	2	3	41

Educational Debt Levels of LRP Awardees New Awards

85 percent of new FY 2009 awardees had educational debt levels in excess of \$50,000.

Debt Range	Number of Awardees
Less than \$10,000	0
\$10,000 - \$50,000	6
\$50,000 - \$100,000	11
\$100,000 - \$150,000	7
\$150,000 - \$200,000	12
\$200,000 and over	3
Total	39

Distribution of Awards by Debt Level

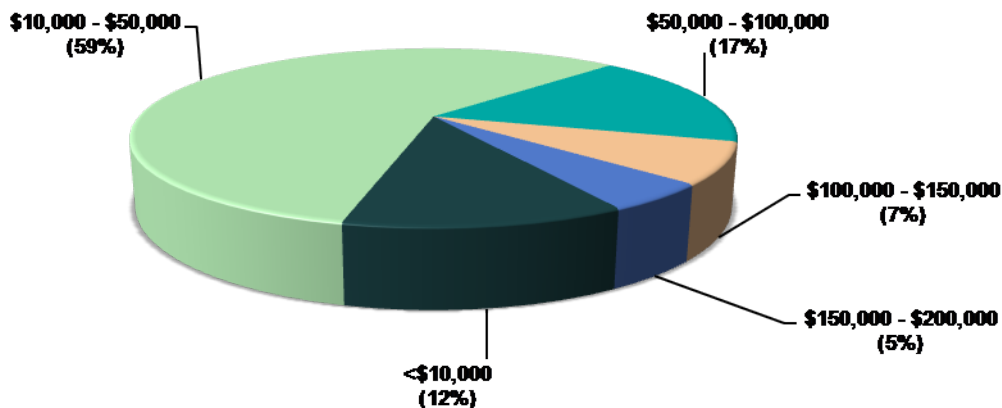


Educational Debt Levels of LRP Awardees Renewal Awards

29 percent of renewal FY 2009 awardees had educational debt levels in excess of \$50,000.

Debt Range	Number of Awardees
Less than \$10,000	5
\$10,000 - \$50,000	24
\$50,000 - \$100,000	7
\$100,000 - \$150,000	3
\$150,000 - \$200,000	2
\$200,000 and over	0
Total	41

Distribution of Awards by Debt Level



Applications, Awards, and Success Rates

*By Gender New and Renewal Awards

LRP	Male Applicants			Female Applicants			Gender Distribution	
	Applications	Awards	Success Rate	Applications	Awards	Success Rate	% Male Awardees	% Female Awardees
General Research	23	22	96%	30	30	100%	42%	58%
AIDS Research	2	1	50%	3	3	100%	25%	75%
Clinical Research for Individuals from Disadvantaged Backgrounds	1	1	100%	2	2	100%	33%	67%
ACGME	6	6	100%	11	11	100%	35%	65%
Total*	32	30	94%	46	46	100%	39%	61%

*Four applicants/awardees did not specify their gender.

Awardee Demographics By Ethnicity

LRP	Awards	Hispanic or Latino	Not Hispanic or Latino
All Intramural LRPs	80	4	76
Percentage of Awards	100%	5%	95%

Awardee Demographics By Race

LRP	American Indian or Alaska Native	Black or African-American	Asian	Native Hawaiian or Other Pacific Islander	White	Other / No Response/ More than One Race	Award Totals
All Intramural LRPs	0	7	10	0	57	6	80
Percentage of Awards	0%	9%	13%	0%	71%	7%	100%

Patricia A. Cole, Ph.D.
Director, Loan Repayment Programs
Office of Intramural Research
Office of the Director
National Institutes of Health
Department of Health and Human Services

Web site:
Loan Repayment Program (LRP)
<http://www.lrp.nih.gov>

